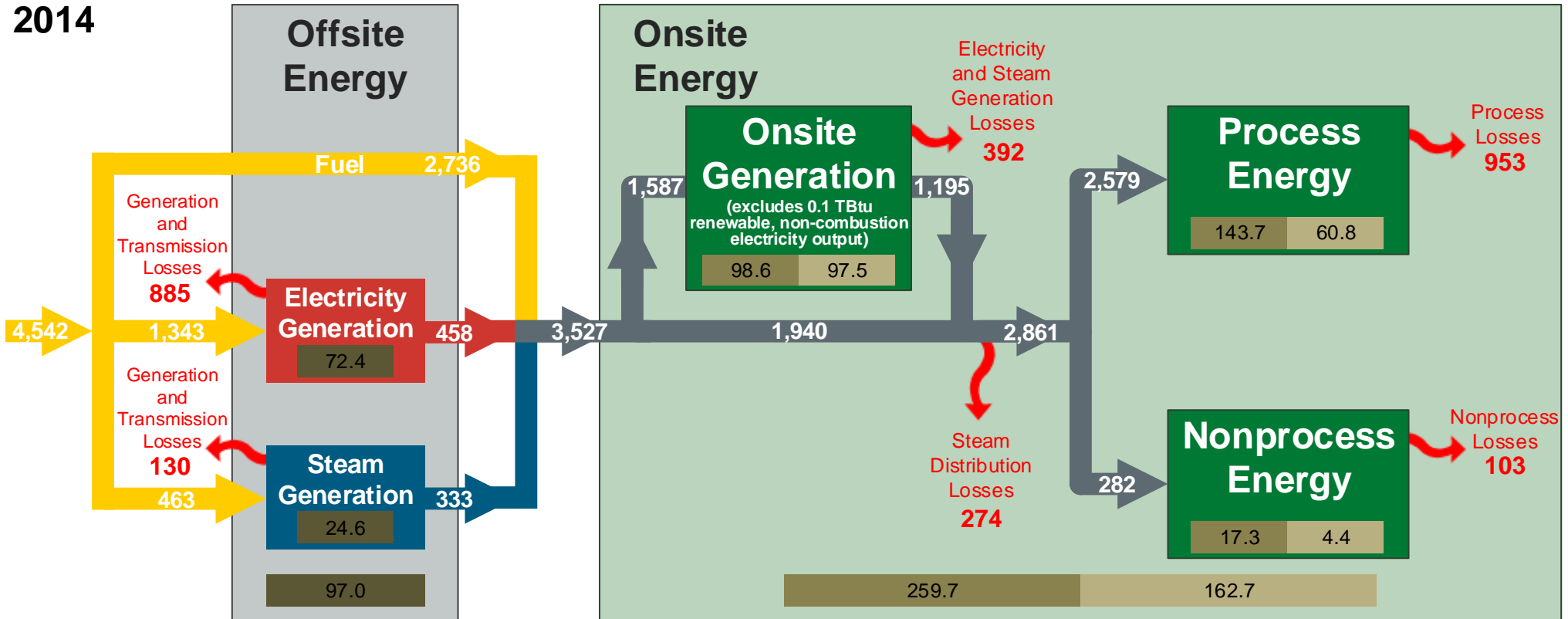


Manufacturing Energy and Carbon Footprint

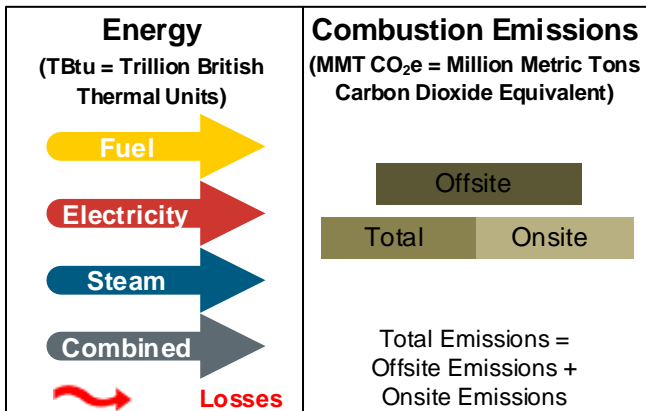
Sector: Chemicals (NAICS 325)

Primary Energy Use: 4,542 TBtu
 Total Combustion Emissions: 260 MMT CO₂e

Primary Energy, 2014



41 Electricity Export*



Energy use 2014 EIA MECS (with adjustments). For full information on references, definitions, assumptions, and other sectors, data source: <https://www.energy.gov/eere/amo/manufacturing-energy-and-carbon-footprints-2014-meecs>

Last Revised: September 2018

Notes: Sector-wide aggregate data for year 2014; energy values rounded to nearest whole number
 Offsite generation shown on net basis (purchases, sales, and transfers accounted for) and includes onsite non-combustion renewable output
 * Electricity export refers to sales and transfers offsite of electricity to utilities and other entities
 Feedstock energy **excluded** from primary, offsite, and onsite energy values and **included** in Energy for All Purposes

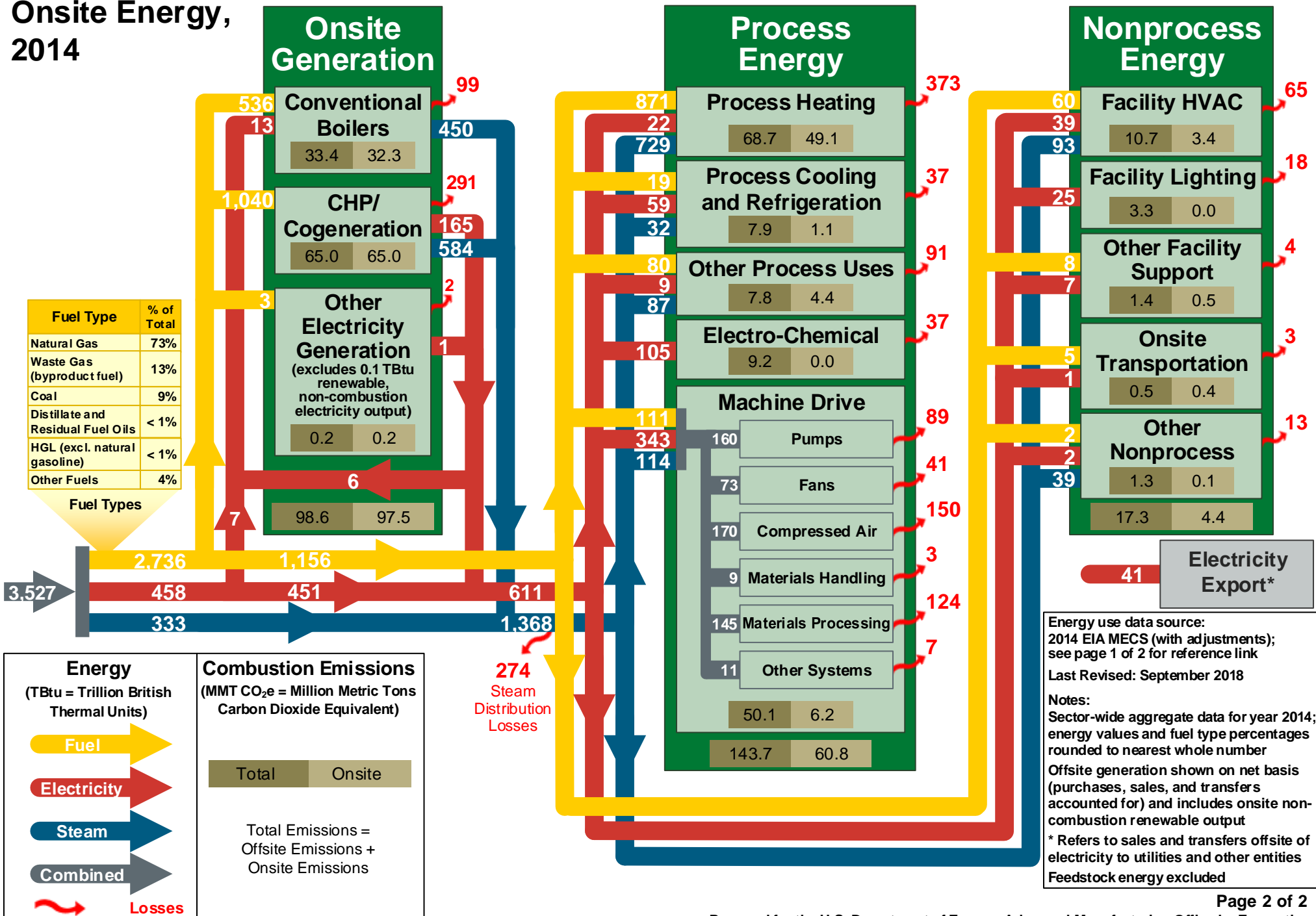
Energy for All Purposes estimated at 7,312 TBtu
 Includes primary energy plus net energy consumed for nonfuel purposes, including feedstock use

Manufacturing Energy and Carbon Footprint

Sector: Chemicals (NAICS 325)

Onsite Energy Use: **3,527 TBtu**
 Onsite Combustion Emissions: **163 MMT CO₂e**

Onsite Energy, 2014



Energy use data source: 2014 EIA MECS (with adjustments); see page 1 of 2 for reference link
 Last Revised: September 2018

Notes:
 Sector-wide aggregate data for year 2014; energy values and fuel type percentages rounded to nearest whole number
 Offsite generation shown on net basis (purchases, sales, and transfers accounted for) and includes onsite non-combustion renewable output
 * Refers to sales and transfers offsite of electricity to utilities and other entities
 Feedstock energy excluded