




## Document Details

<b>Docket ID:</b>	DOE-HQ-2018-0007 <a href="#">↻</a>
<b>Docket Title:</b>	Applications to Export Liquefied Natural Gas: Freeport LNG Expansion, L.P., et al. <a href="#">*</a> <a href="#">↻</a>
<b>Document File:</b>	
<b>Docket Phase:</b>	Advanced Notice of Proposed Rulemaking (ANOPR)
<b>Phase Sequence:</b>	1
<b>Original Document ID:</b>	DOE_FRDOC_0001-DRAFT-0731
<b>Current Document ID:</b>	DOE-HQ-2018-0007-DRAFT-0004
<b>Title:</b>	Comment on FR Doc # 2018-01896 <a href="#">↻</a>
<b>Number of Attachments:</b>	0
<b>Document Type:</b>	PUBLIC SUBMISSIONS <a href="#">*</a> <a href="#">↻</a>
<b>Document Subtype:</b>	Public Comment <a href="#">↻</a>
<b>Comment on Document ID:</b>	DOE-HQ-2018-0007-0001 <a href="#">↻</a>
<b>Comment on Document Title:</b>	Applications to Export Liquefied Natural Gas: Freeport LNG Expansion, L.P., et al. <a href="#">↻</a>
<b>Status:</b>	Pending_Post <a href="#">↻</a>
<b>Received Date:</b>	02/06/2018 <a href="#">*</a> <a href="#">↻</a>
<b>Date Posted:</b>	<a href="#">↻</a>
<b>Posting Restriction:</b>	No restrictions <a href="#">↻</a>
<b>Submission Type:</b>	Web
<b>Number of Submissions:</b>	1 <a href="#">*</a>

## Document Optional Details

### Submitter Info

<b>Comment:</b>	The new exporting with help with balance of trade with China , see EIA reported Sept 2017 Over the first seven months of 2017, China's imports of liquefied natural gas (LNG) averaged 4.3 billion cubic feet per day, or 45% higher than during the same period in 2016. With the exception of a slight decline in 2015, LNG import into China have grown steadily over the last decade, increasing by 33% between 2015 and 2016. LNG imports growth has been supported by both government policies to replace some coal and oil use with natural gas as well as lower natural gas import prices. In the first six months of 2017, Chinese natural gas consumption increased by 15%
-----------------	--

compared to 2016 levels, Next year, EIA projects that China will overtake South Korea as the world's second largest LNG importer, as additional regasification terminals come online and LNG supply contracts ramp up. While most of China's LNG imports are delivered under long-term contracts to specific terminals owned by major Chinese national oil companies, the volume of spot purchases is likely to increase in the future as other companies gain third-party access to regasification capacity and take advantage of the new opportunities from the growing global LNG spot market. Although the United States does not currently have long-term LNG export contracts to China, it has supplied 10 cargoes from the Sabine Pass LNG terminal between February 2016 and June 2017. Most of these cargoes were delivered as part of Shell's global supply portfolio, which includes off-take volumes from Sabine Pass, and were a part of Shell's long-term contract with China's national oil company. The remainder of the cargoes were spot deals. \*🌐

**First Name:** d \*🌐

**Middle Name:** 🌐

**Last Name:** d \*🌐

**Mailing Address:** d \*🌐

**Mailing Address 2:** d \*🌐

**City:** d \*🌐

**Country:** United States 🌐

**State or Province:** New Jersey 🌐

**ZIP/Postal Code:** d \*🌐

**Email Address:** 🌐

**Phone Number:** 🌐


**Fax Number:** 🌐

**Organization Name:** 🌐

**Submitter's Representative:** 🌐

**Government Agency Type:** 🌐

**Government Agency:** 🌐

**Cover Page:** 

## Document Optional Details

**Status Set Date:** 04/09/2018

**Current Assignee:** Bacon, Cuttie (DOE)

**Status Set By:** Freeman, Yohanna (DOE)

**Comment Start Date:** 


**Comment Due Date:** 

**Legacy ID:**

**Tracking Number:** 1k2-91ck-kpie 

**Total Page Count  
Including Attachments:** 1

## Submitter Info

**Comment:** The new exporting with help with balance of trade with China , see EIA reported Sept 2017 Over the first seven months of 2017, China's imports of liquefied natural gas (LNG) averaged 4.3 billion cubic feet per day, or 45% higher than during the same period in 2016. With the exception of a slight decline in 2015, LNG import into China have grown steadily over the last decade, increasing by 33% between 2015 and 2016. LNG imports growth has been supported by both government policies to replace some coal and oil use with natural gas as well as lower natural gas import prices. In the first six months of 2017, Chinese natural gas consumption increased by 15% compared to 2016 levels, Next year, EIA projects that China will overtake South Korea as the world's second largest LNG importer, as additional regasification terminals come online and LNG supply contracts ramp up. While most of China's LNG imports are delivered under long-term contracts to specific terminals owned by major Chinese national oil companies, the volume of spot purchases is likely to increase in the future as other companies gain third-party access to regasification capacity and take advantage of the new opportunities from the growing global LNG spot market. Although the United States does not currently have long-term LNG export contracts to China, it has supplied 10 cargoes from the Sabine Pass LNG terminal between February 2016 and June 2017. Most of these cargoes were delivered as part of Shell's global supply portfolio, which includes off-take volumes from Sabine Pass, and were a part of Shell's long-term contract with China's national oil company. The remainder of the cargoes were spot deals. \* 

**First Name:** d \* 


**Middle Name:** 

**Last Name:** d \* 










**Mailing Address:** d \* 

**Mailing Address 2:** d \* 

**City:** d \* 


**Country:** United States 





**State or Province:** New Jersey 

**ZIP/Postal Code:** d \*   
**Email Address:**   
**Phone Number:**   
**Fax Number:**   
**Organization Name:**   
**Submitter's Representative:**   
**Government Agency Type:**   
**Government Agency:**   
**Cover Page:** 

## Document Optional Details

### Submitter Info

**Comment:** The new exporting with help with balance of trade with China , see EIA reported Sept 2017 Over the first seven months of 2017, China's imports of liquefied natural gas (LNG) averaged 4.3 billion cubic feet per day, or 45% higher than during the same period in 2016. With the exception of a slight decline in 2015, LNG import into China have grown steadily over the last decade, increasing by 33% between 2015 and 2016. LNG imports growth has been supported by both government policies to replace some coal and oil use with natural gas as well as lower natural gas import prices. In the first six months of 2017, Chinese natural gas consumption increased by 15% compared to 2016 levels, Next year, EIA projects that China will overtake South Korea as the world's second largest LNG importer, as additional regasification terminals come online and LNG supply contracts ramp up. While most of China's LNG imports are delivered under long-term contracts to specific terminals owned by major Chinese national oil companies, the volume of spot purchases is likely to increase in the future as other companies gain third-party access to regasification capacity and take advantage of the new opportunities from the growing global LNG spot market. Although the United States does not currently have long-term LNG export contracts to China, it has supplied 10 cargoes from the Sabine Pass LNG terminal between February 2016 and June 2017. Most of these cargoes were delivered as part of Shell's global supply portfolio, which includes off-take volumes from Sabine Pass, and were a part of Shell's long-term contract with China's national oil company. The remainder of the cargoes were spot deals. \* 

**First Name:** d \*   
**Middle Name:**   
**Last Name:** d \*   
**Mailing Address:** d \* 

**Mailing Address 2:** d \* 🌐

**City:** d \* 🌐

**Country:** United States 🌐

**State or Province:** New Jersey 🌐

**ZIP/Postal Code:** d \* 🌐

**Email Address:** 🌐

**Phone Number:** 🌐

**Fax Number:** 🌐

**Organization Name:** 🌐

**Submitter's Representative:** 🌐

**Government Agency Type:** 🌐

**Government Agency:** 🌐

**Cover Page:** 