

On Track for the Future

American Recovery and Reinvestment Act



Cynthia Anderson
Recovery Act Program Director
Office of Environmental Management
U.S. Department of Energy

Presented to:
Environmental Management
Advisory Board

March 31, 2010



EM Environmental Management

safety ❖ performance ❖ cleanup ❖ closure



Overview



- Financials
- Jobs
- Performance Metrics
- Small Business
- Ramp Down and Transition
- Observations and Lessons
- Summary
- Contacts



EM *Environmental Management*

safety ❖ performance ❖ cleanup ❖ closure

Recovery Act Funding Obligations at EM Sites



Site	Spend Plan	Obligated to Contracts	Spent to Date
Argonne National Laboratory	\$98,500,000	\$79,000,000	\$12,552,850
Brookhaven National Laboratory	\$42,355,000	\$42,355,000	\$23,808,376
ETEC	\$54,175,000	\$54,162,338	\$2,517,446
Hanford (Office of River Protection)	\$326,035,000	\$325,935,000	\$62,412,639
Hanford (Richland)	\$1,634,500,000	\$1,512,982,060	\$361,537,477
Idaho	\$467,875,000	\$467,875,000	\$148,585,036
Los Alamos National Laboratory	\$211,775,000	\$211,775,000	\$43,206,970
Moab	\$108,350,000	\$108,350,000	\$25,985,084
Mound	\$19,700,000	\$19,700,000	\$6,275,168
Nevada Test Site	\$44,325,000	\$44,325,000	\$17,800,210
Oak Ridge	\$755,110,000	\$519,531,874	\$143,037,926
Paducah	\$78,800,000	\$80,400,000	\$16,314,979
Portsmouth	\$118,200,000	\$119,800,000	\$26,808,764
Savannah River	\$1,615,400,000	\$1,587,920,048	\$500,767,718
SLAC	\$7,925,000	\$7,925,000	\$4,592,445
SPRU	\$51,775,000	\$51,775,000	\$9,740,930
WIPP	\$172,375,000	\$170,261,957	\$47,401,839
West Valley	\$73,875,000	\$73,875,000	\$21,248,437
Title X Uranium/Thorium Reimbursements	\$68,950,000	\$46,024,344	\$45,624,344
Management & Oversight	\$30,000,000	\$15,542,893	\$8,773,155
Unallocated	\$20,000,000	\$0	\$0
Total	\$6,000,000,000	\$5,539,515,514	\$1,528,991,793

Financial data are based on reporting as of March 23, 2010, and are subject to change.



EM Environmental Management

safety ❖ performance ❖ cleanup ❖ closure

Over 14,400 Workers Benefitted



Reported EM Jobs Using Recovery Act Funding (CY2009)			
Site (State)	Quarterly (Oct-Dec 2009)		EM Recovery Act Headcount "Lives Touched" (Cumulative from start of project through 12/31/2009)
	Recovery.gov Prime Contractor Jobs (FTEs)	Recovery.gov Prime Contractor plus EM Quarterly Data Call Subcontractor Jobs (FTEs)	
Argonne (IL)	51	91	103
Brookhaven (NY)	20	65	148
ETEC (CA)	9	15	211
Hanford-ORP (WA)	151	307	1037
Hanford-Richland (WA)	913	1485	2,924
Idaho (ID)	609	652	1,838
Los Alamos (NM)	148	228	233
Moab (UT)	142	235	227
Mound (OH)	6	34	43
Nevada (NV)	33	74	267
Oak Ridge (TN)	740	1285	2,778
Paducah (KY)	124	158	234
Portsmouth (OH)	82	220	547
Savannah River (SC)	1120	2370	2,848
SLAC (CA)	23	34	90
SPRU (NY)	80	140	203
West Valley (NY)	66	112	319
WIPP (NM)	105	214	377
TOTALS	4,422	7,719	14,427

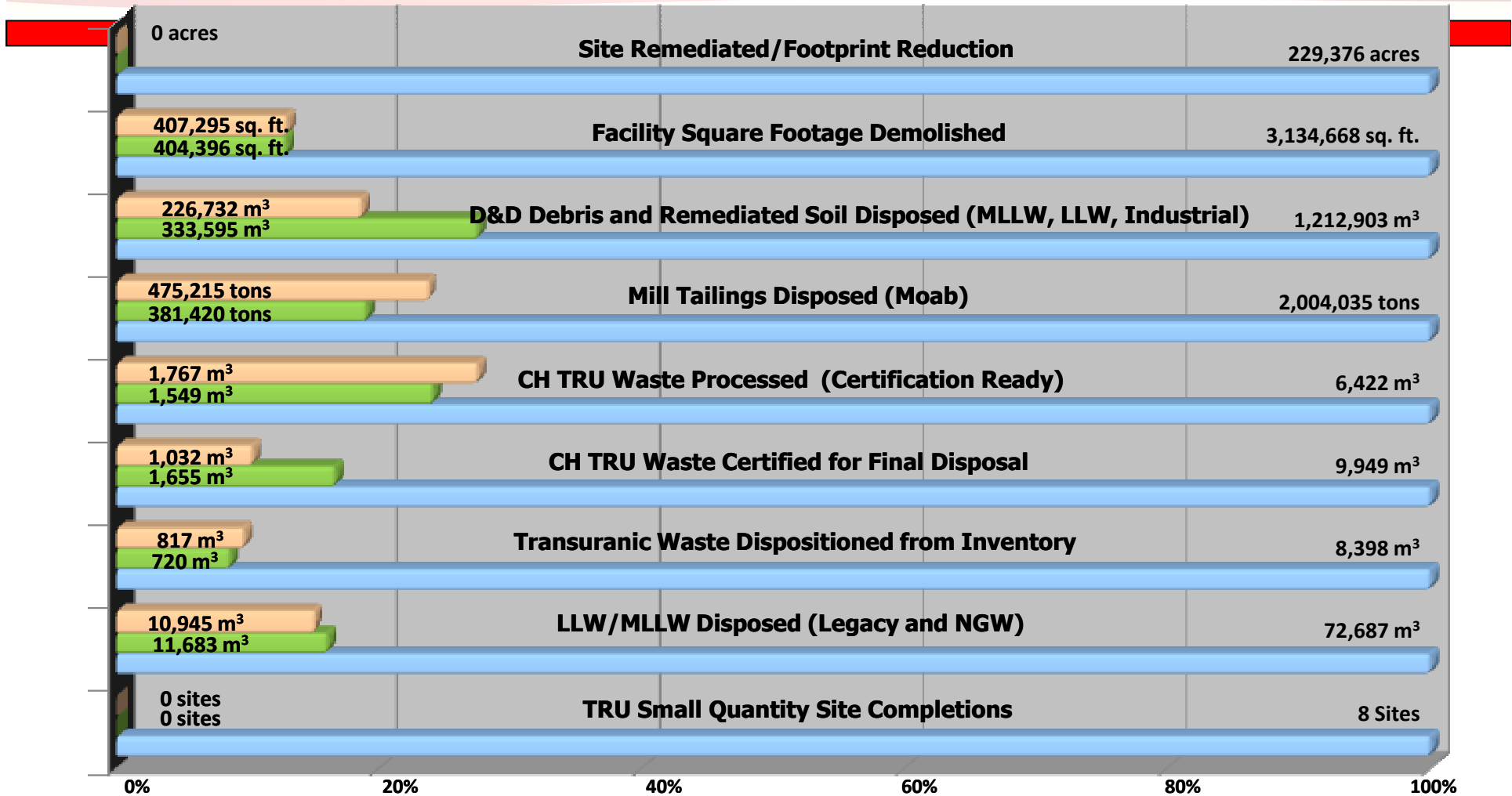


EM Environmental Management

safety ❖ performance ❖ cleanup ❖ closure



EM ARRA Performance to Date



EM Environmental Management









safety ❖ performance ❖ cleanup ❖ closure



Actual to Date (2/28/10)
Target to Date (2/28/10)
ARRA Total



Getting The Job Done

Performance Measure	Overall ARRA Goals (Sept. 30, 2011)	February 28, 2010 Plan	Accomplishments (as of Feb.28 , 2010)	
Facility Square Footage Demolished (square feet)	3,134,668	404,396	407,295 (13% of goal)	= 7 football fields 
Demolition Debris and Soil Permanently Disposed (cubic meters)	1,212,903	333,595	226,732 (19% of goal)	= 91 Olympic swimming pools 
Mill Tailings Disposed (tons)	2,004,035	381,420	475,215 (24% of goal)	= 3,300 rail cars 
Contact-Handled Transuranic Waste Processed (certification-ready) (cubic meters)	6,422	1,549	1,767 (28% of goal)	= 8,487 55-gal drums 
Contact-Handled Transuranic Waste Certified for Final Disposal (cubic meters)	9,949	1,655	1,032 (10% of goal)	= 354 TRUPACT IIs (4,957 55-gal drums) (118 shipments) 
Transuranic Waste Inventory Dispositioned (cubic meters)	8,398	720	817 (10 % of goal)	= 3,924 55-gal drums  
Low Level and Mixed Low-Level Waste Permanently Disposed (cubic meters)	72,687	11,683	10,945 (15 % of goal)	= 52,570 55-gal drums 



EM Environmental Management

safety ❖ performance ❖ cleanup ❖ closure

Making Progress in Empowering Small Business



EM Recovery Act Program has achieved 136% of its small business goals for FY 2009!

- EM prime contracting small business goal for FY 2009 is 4.8%
- Each EM site is expected to meet or exceed EM's corporate small business goal and maximize small business prime and subcontracting opportunities
- EM Recovery Act program targeted more than 4.8%, or \$288 million of the \$6 billion in ARRA funds, for small business primes
- Exceeded small business target goal—more than \$396 million obligated as of Sept 30, 2009 for all small business categories



EM Environmental Management

safety ❖ performance ❖ cleanup ❖ closure



Recovery Act Ramp Down & Transition

- Survey has been sent to Recovery Act Sites
- Working with Department of Labor and Department of Education
- **EM looking at options**
 - Workforce learning centers
 - Possible retirement incentives
 - Contractor to contractor
 - Site to site
 - Site to other agencies
 - Site to private sector





Observations and Lessons

- **Planning**
 - 2015 Strategic Initiative – on-the-shelf projects ready to go
 - Contracts ready to go – easy to add additional scope
 - wish for more up-front pre-planning – clearer project scoping, costing and scheduling
 - changing requirements
- **Early and Frequent Communications**
 - on-going engagement with Stakeholders Congress, OMB, GAO, IG
- **Recruiting and Teaming**
 - Creating a sense of urgency
 - Culture of continuous improvement
 - Power of a small enthusiastic dedicated team
- **Reinforced use of DOE Order 413 Project Management System**
 - Reviews (external, program, others) , reporting, metrics
- **On-the-ground Site Representatives**
 - site advocacy and oversight





Observations and Lessons

- **Vigorous engagement between HQ and Recovery Act Sites**
 - day to day interactions
 - HQ site visits – support and oversight roles
- **IPABS data collection system**
 - financials, metrics, change control
- **Clear definitive projects –carving of work scope**
 - based on the right scope, cost and schedule
 - Correct review level
 - easier to manage
 - more meaningful reporting
 - achieving results
- **Sharper reporting resolution**
 - Dashboard – EVMS, EAC/VAC, metrics, milestones,
 - spending rates
- **Looking to the Future**
 - getting out in-front of issues
 - risk management
 - ARRA ramp-down





Summary

EM Recovery Act Program is making progress in achieving the President's goals of job creation and environmental cleanup through the *American Recovery and Reinvestment Act*.

- More than 99% of Recovery Act funds have been allocated to sites
- \$5.54 billion obligated to contracts for EM Recovery projects
- 14,400 workers have benefited from Recovery Act funds
- Over \$1.5 billion spent on Recovery work
- Achieved 136% of EM small business prime contracting goal
- Monthly monitoring of project execution and performance
- Active engagement with stakeholders and regulators

EM Recovery Act is working well.



EM Environmental Management

safety ❖ performance ❖ cleanup ❖ closure

Learn More About the EM Recovery Act Program



ABOUT DOE | ORGANIZATION | NEWS | CONTACT US

SEARCH GOV

U.S. DEPARTMENT OF
ENERGY

SCIENCE & TECHNOLOGY ENERGY SOURCES ENERGY EFFICIENCY THE ENVIRONMENT PRICES & TRENDS NATIONAL SECURITY SAFETY & HEALTH

RECOVERY AND REINVESTMENT

You are here: DOE Home > Recovery and Reinvestment > Ask an Expert: DOE Recovery Act Clearinghouse

Printer-Friendly

Ask an Expert: DOE Recovery Act Clearinghouse

The purpose of the DOE Recovery Act Clearinghouse is to help increase the availability of information about DOE's American Recovery and Reinvestment Act of 2009 (ARRA) activities. The Clearinghouse will provide initial consultations, and also make referrals when appropriate to other information sources (websites, documents, DOE staff, etc).

You can [contact us](#) with your questions using our submittal form, by calling our toll-free number: 1-888-DOE-RCVY (1-888-363-7289), or browse our list of frequently asked questions. Media inquiries should be directed to the [DOE Press Office](#).

FREQUENTLY ASKED QUESTIONS

Funding Opportunities

- [How do I find out about the funds available from DOE?](#)
- [When will funds become available?](#)
- [What types of funding are available from DOE?](#)
- [How do I apply for a grant from DOE?](#)
- [How do I apply for a contract from DOE?](#)
- [How do I apply for a loan guarantee from DOE?](#)

EM Recovery Act Program Office

<http://www.em.doe.gov/emrecovery>

Email: EMRecovery@em.doe.gov

Phone: 202-586-2083

DOE Recovery Act Clearinghouse

<http://RecoveryClearinghouse.energy.gov>

Email: RecoveryClearinghouse@hq.doe.gov

Phone: 1-888-DOE-RCVY



EM Environmental Management

safety ❖ performance ❖ cleanup ❖ closure