



***Progress and Plans:  
Annex 1 Global Smart Grid Inventory***

**Eric Lightner, Annex 1 Lead (U.S. DOE)**

*October 2012*

Australia



Korea



Belgium




The Netherlands



Canada



Russia



China



Spain



Finland



Sweden



France



Switzerland



Ireland



United Kingdom



Italy



United States



Japan



All 22 ISGAN  
signatories  
contributing data  
and information  
to Annex 1

Operating Agent  
(as of August 2011)



**Task 1: Unified ISGAN framework for assessment of national-level motivating drivers and technology priorities for smart grids  
(completed with delivery of summary report)**

**Task 2: Development and population of the initial project inventory with data content exchangeable with those in other existing smart grid databases  
(in progress)**

**Task 3: Quantitative analysis on select inventory projects, using key performance indicators  
(to start in Q4 2012)**

# Template for Annex 1 Assessment Framework

>24 drivers in 7 categories  
>50 technologies in 5 categories

Driver*	Ranking	Smart Grid Drivers																										
Reliability		Reliability improvements	Power quality improvements	Power restoration improvements	Transmission adequacy	Generation adequacy	System efficiency improvements (peak load, TBD losses, etc)	Optimizing asset utilization	Energy efficiency improvements	Enabling new products, services, and markets	Enabling customer choice and participation	Economic advantages	Government incentives	Revenue collection and assurance improvements	Reducing operating and maintenance costs	Renewable energy standards or targets	Environmental advantages	Regulatory compliance	Security	National security concerns	Enhanced power system resiliency to natural disasters	Safety	Crosscutting	Aging workforce concerns	Aging infrastructure concerns	Rural electrification	Job creation	
Reliability improvements																												
Power quality improvements																												
Power restoration improvements																												
Transmission adequacy																												
Generation adequacy																												
Efficiency																												
System efficiency improvements (reducing losses)																												
Optimizing asset utilization																												
Energy efficiency improvements																												
Enabling new products, services, and markets																												
Enabling customer choice and participation																												
Economic																												
Economic advantages																												
Government incentives																												
Revenue collection and assurance improvements																												
Reducing operating and maintenance costs																												
Environmental																												
Renewable energy standards or targets																												
Environmental advantages																												
Regulatory compliance																												
Security																												
National security concerns																												
Enhanced power system resiliency to natural disasters																												
Safety																												
Safety improvements																												
Crosscutting																												
Aging workforce concerns																												
Aging infrastructure concerns																												
Rural electrification																												
Job creation																												

>400 combinations of driver/technology  
pairs to select and prioritize

## Web-based survey tool for use by each country:

- Top 1-6 motivating drivers
- Top 1-5 smart grid technologies contributing to each top-ranked driver

*Up to 5 surveys allowed to reflect stakeholder/geographic diversity*

Prioritized Framework for Assessment  
Smart Grid Drivers

5. Please select your country's top smart grid drivers, choosing up to six. The driver categories are shown in parentheses for each option. If you need to include an additional driver, please use the fill-in boxes at the end of the list. \*

<input type="checkbox"/> Reliability improvements (Reliability)	<input type="checkbox"/> System efficiency improvements (reduction in peak load, T&D losses, etc.) (Efficiency)	<input type="checkbox"/> Rural electrification (Crosscutting)
<input type="checkbox"/> Power quality improvements (Reliability)	<input type="checkbox"/> Optimizing asset utilization (Efficiency)	<input type="checkbox"/> Job creation (Crosscutting)
<input type="checkbox"/> Power restoration improvements (Reliability)	<input type="checkbox"/> Energy efficiency improvements (Efficiency)	<input type="checkbox"/> Other Reliability <input type="text"/>
<input type="checkbox"/> Transmission adequacy (Reliability)	<input type="checkbox"/> Enabling new products, services, and markets (Efficiency)	<input type="checkbox"/> Other Environmental <input type="text"/>
<input type="checkbox"/> Generation adequacy (Reliability)	<input type="checkbox"/> Enabling customer choice and participation (Efficiency)	<input type="checkbox"/> Other Security <input type="text"/>
<input type="checkbox"/> Renewable energy standards or targets (Environmental)	<input type="checkbox"/> Economic advantages (Economic)	<input type="checkbox"/> Other Safety Driver <input type="text"/>
<input type="checkbox"/> Environmental advantages (Environmental)	<input type="checkbox"/> Government incentives (Economic)	<input type="checkbox"/> Other Efficiency <input type="text"/>
<input type="checkbox"/> Regulatory compliance (Environmental)	<input type="checkbox"/> Revenue collection and assurance improvements (Economic)	<input type="checkbox"/> Other Economic <input type="text"/>
<input type="checkbox"/> National security concerns (Security)	<input type="checkbox"/> Reducing operating and maintenance costs (Economic)	<input type="checkbox"/> Other Crosscutting <input type="text"/>
<input type="checkbox"/> Enhanced power system resiliency to natural and human threats (Security)	<input type="checkbox"/> Aging workforce concerns (Crosscutting)	
<input type="checkbox"/> Safety improvements (Safety)	<input type="checkbox"/> Aging infrastructure concerns (Crosscutting)	

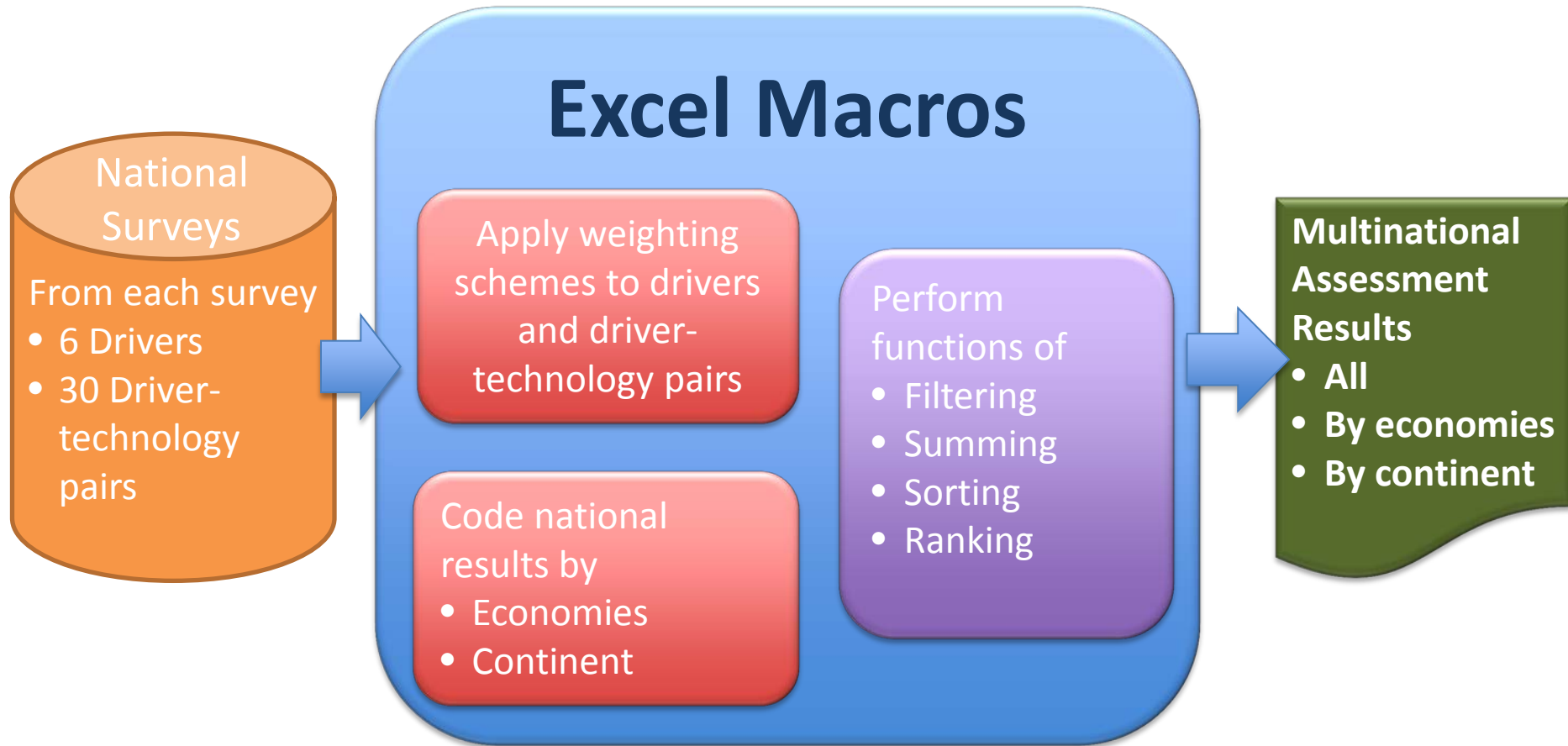
**Using survey results to identify driver and technologies that are top-ranked by countries for cooperation in qualitative and quantitative assessments**

## Status, as of September 30

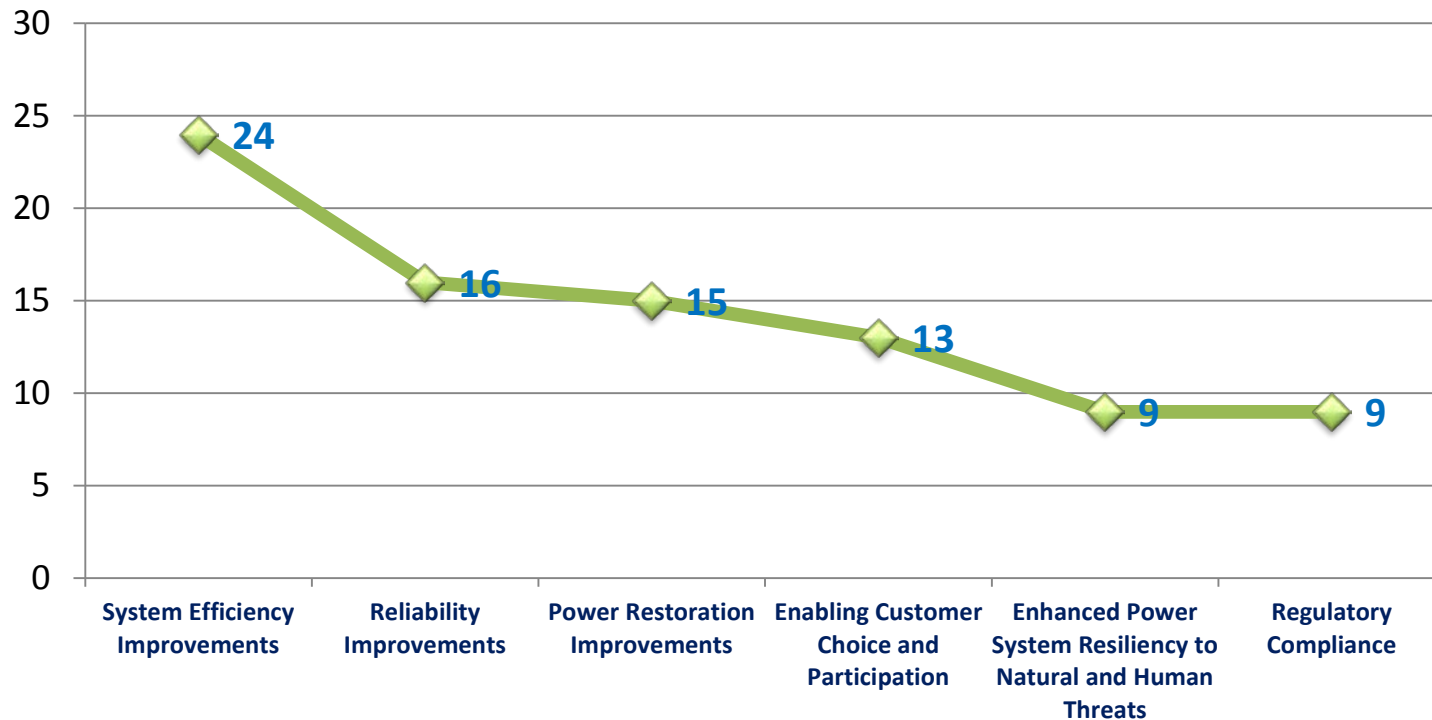
Survey Status	# of Surveys	# of ISGAN Countries
Completed	35	21
<b>Validated</b>	<b>27</b>	<b>19</b>
To be validated	3	3
Rejected	5	3

- **7 countries with multiple surveys**  
(5 validated surveys being the most from a country)



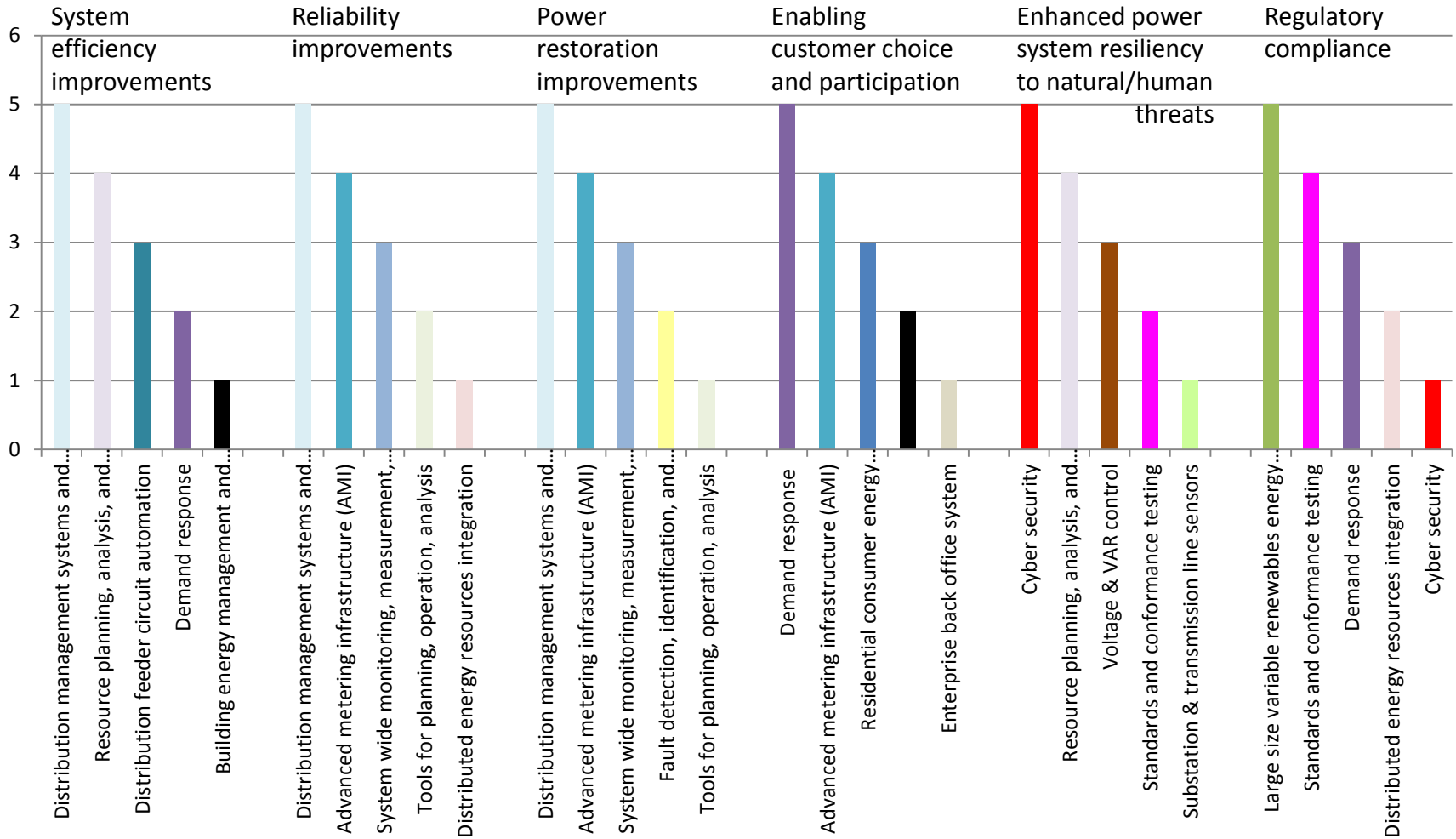


## Top 6 Ranked Drivers





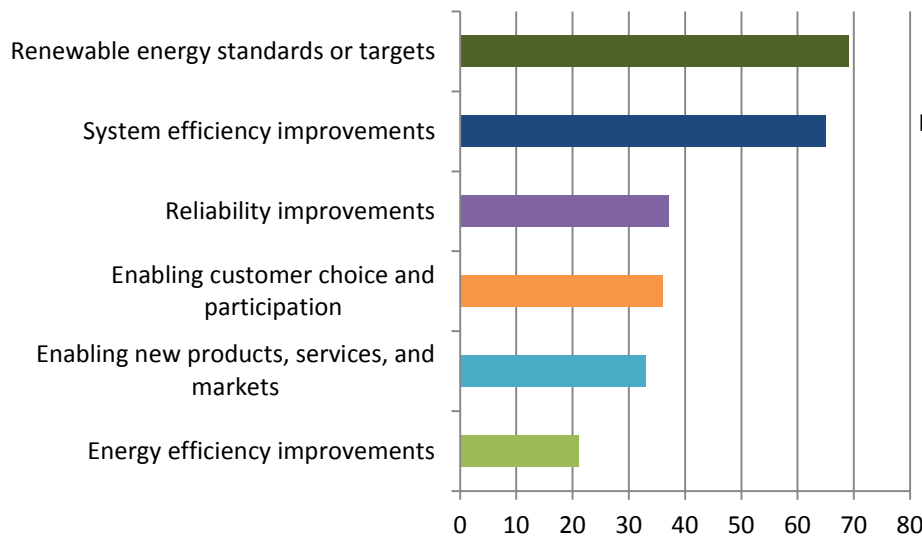
# National-Level Assessment Results from the U.S.: Composite results of 5 surveys



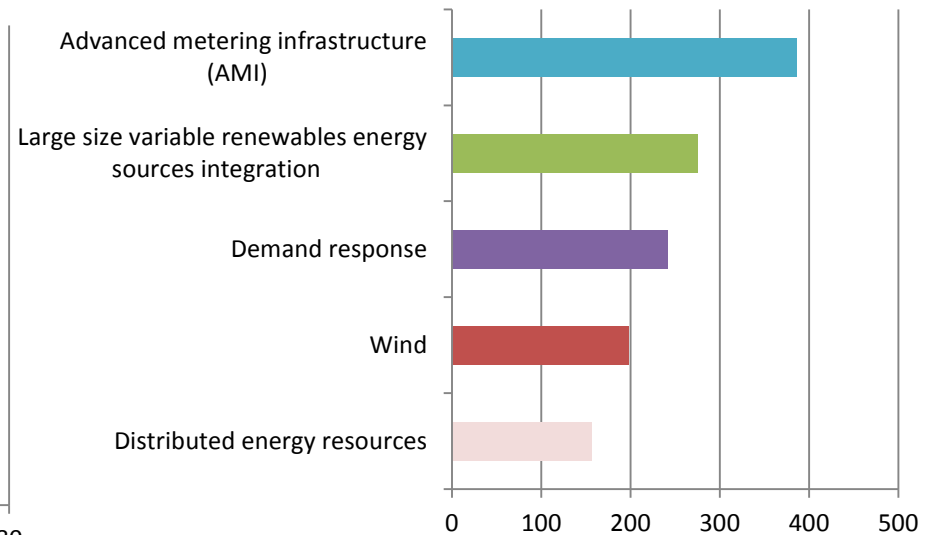
**Documented prioritized assessment of smart grid  
motivating drivers and technologies by 19 ISGAN countries**

**Documented multinational-level analysis results of all 19 countries,  
developed and developing economies, and 4 continents**

**Top 6 Ranked Drivers of 19 Countries**

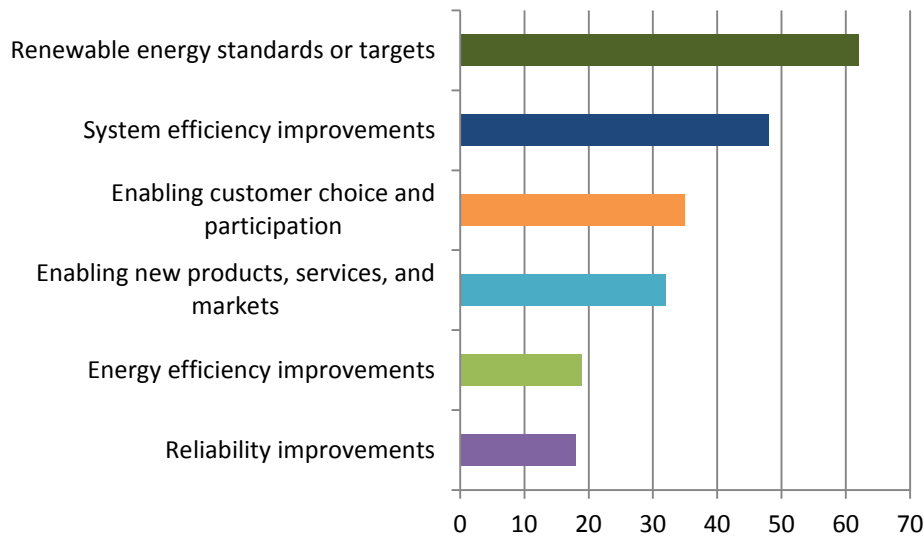


**Top 5 Ranked Technologies of 19 Countries**

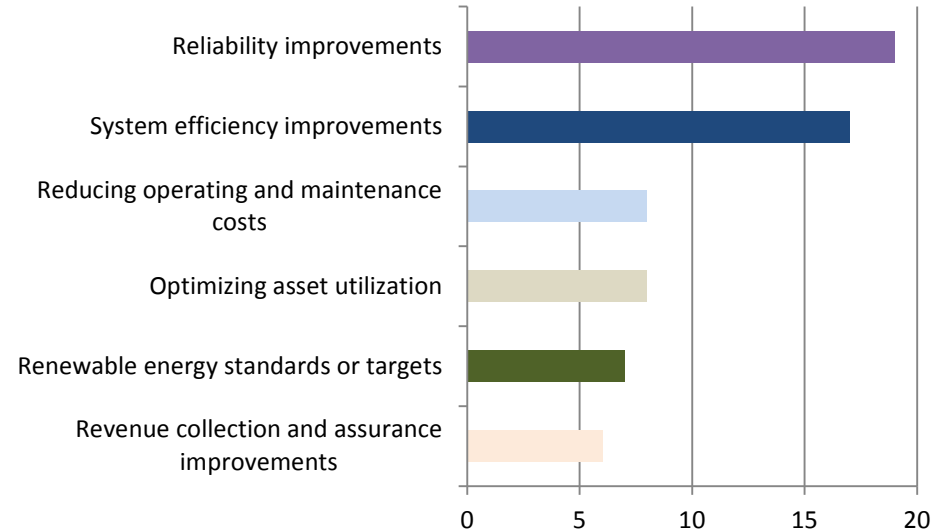


## Top 6 Ranked Drivers

### 15 developed economies



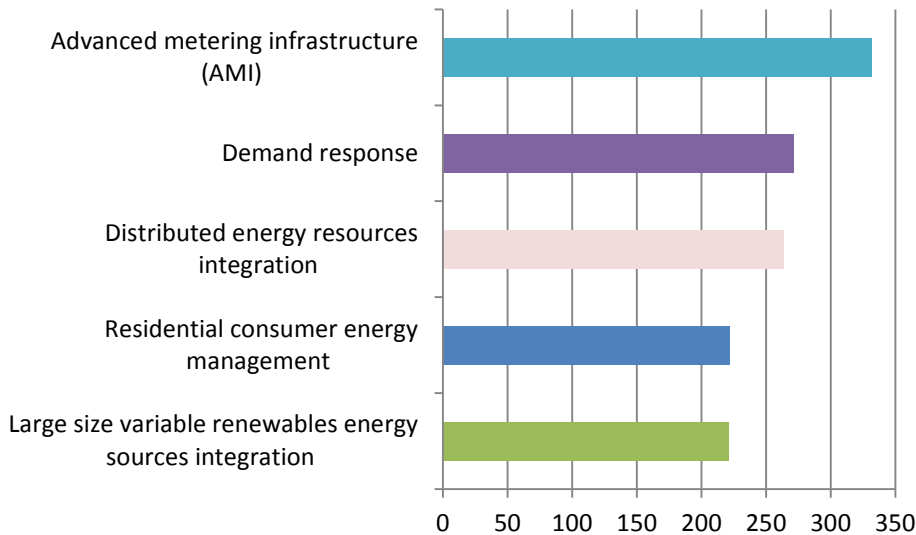
### 4 developing economies



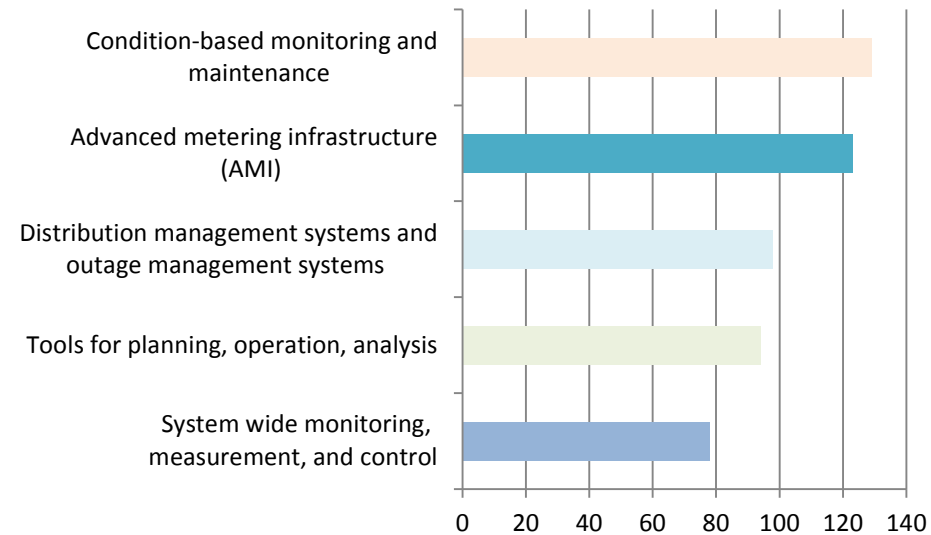
- **Common motivating drivers:**  
Renewable energy standards or targets, System efficiency improvements, and Reliability improvements
- **Other motivating drivers of priority:**
  - *Developing:* lean toward current operational improvements
  - *Developed:* lean toward enabling characteristics of smart grid

## Top 5 Ranked Technologies across All Drivers

### 15 developed economies



### 4 developing economies



- **Common technology of priority:** AMI
- **Other technologies of priority:**
  - *Developing:* supporting current operational improvements
  - *Developed:* supporting enabling characteristics of smart grid

## ID of Inventory Projects

Selection criteria

List of  $\leq 10$  projects  
from each country

## Build and Management of ISGAN Project Inventory

Template for inputting  
project data & information

Input of project  
information

Analysis and reporting

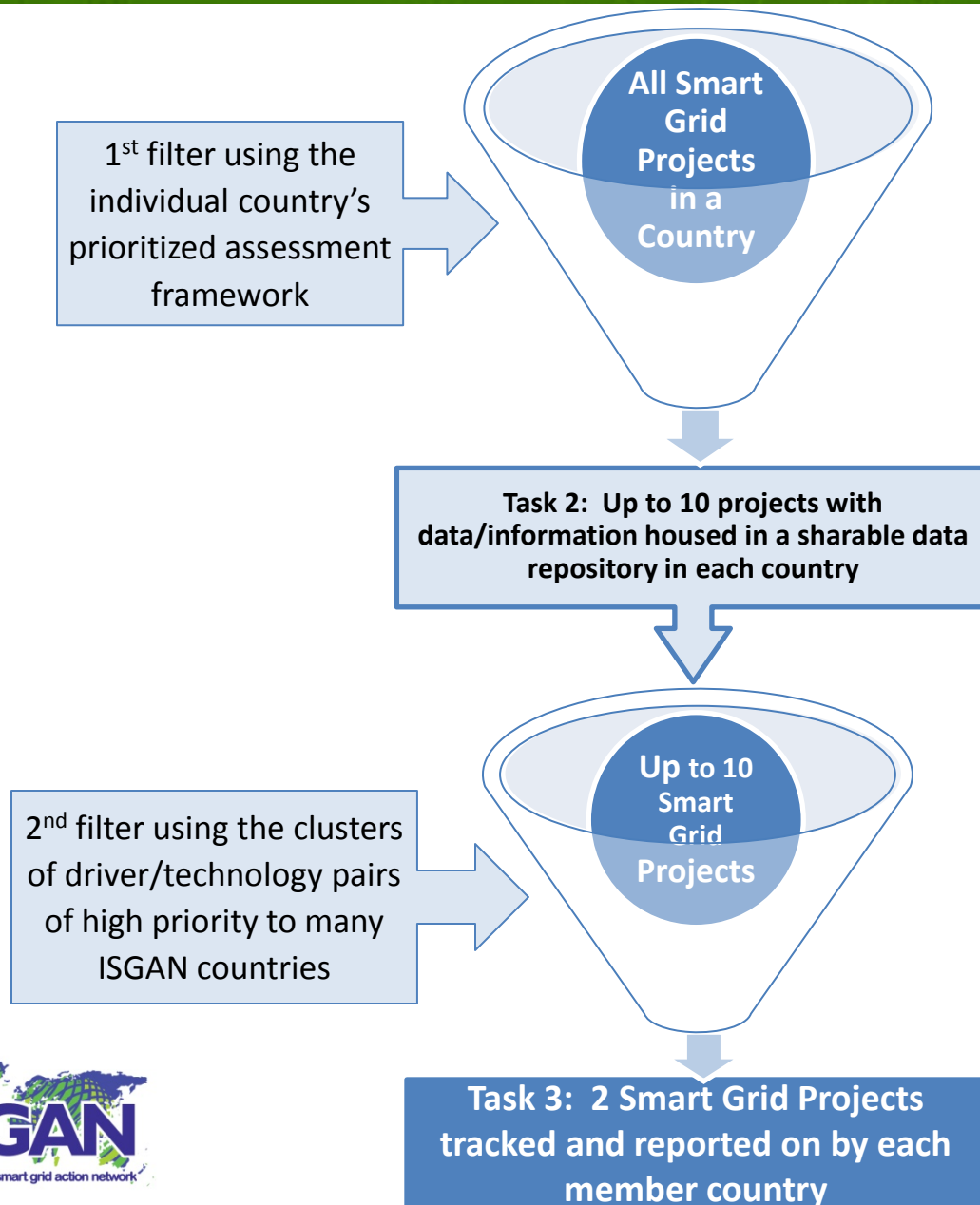
## Developed Project Selection Criteria

- Demonstration and/or deployment
- Supported by Government or regulator
- Supporting drivers and technologies of national priority
- Addressing ISGAN focus areas
- Near term  
(w. c/b analysis by 2017)

## Compiling lists of projects

- Project lists from 12 countries received
- Lists from the remaining 10 countries to be submitted





## Eric M. Lightner

Director, Smart Grid Task Force  
Office of Electricity Delivery and  
Energy Reliability  
U.S. Department of Energy

+1-202-586-8130

[eric.lightner@hq.doe.gov](mailto:eric.lightner@hq.doe.gov)

