



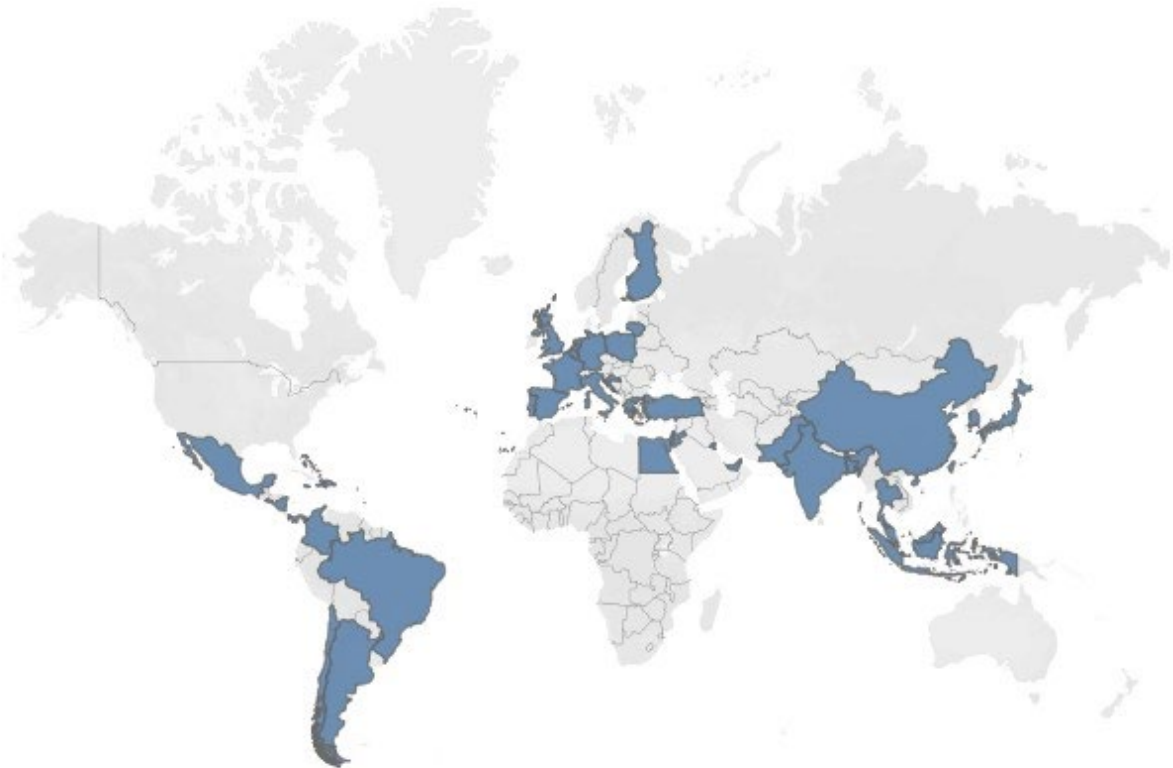
U.S. DEPARTMENT OF  
**ENERGY**

Fossil Energy and  
Carbon Management

OFFICE OF RESOURCE SUSTAINABILITY

# LNG Monthly

Published October 2023



To be placed on the LNG Monthly email distribution list, please add your contact information here:

[https://public.govdelivery.com/accounts/USDOEOFE/subscriber/new?utm\\_medium=email&utm\\_source=govdelivery](https://public.govdelivery.com/accounts/USDOEOFE/subscriber/new?utm_medium=email&utm_source=govdelivery)

All other inquiries, please send an email to [ngreports@hq.doe.gov](mailto:ngreports@hq.doe.gov).

For electronic version: <https://www.energy.gov/fe/listings/lng-reports>

# Table of Contents

## Cumulative Map of LNG Exports

<b>1</b>	<b>Summary</b> .....	1
1a	Table of Exports of Domestically-Produced LNG Delivered by Region – from February 2016 .....	1
1b	Shipments of Domestically-Produced LNG Delivered by Country – from February 2016 .....	2
1c	Domestically-Produced LNG Exported by Point of Exit .....	3
1d	Domestically-Produced LNG Exported by Region.....	3
1e	Volumes and Percentages of FTA and nFTA Shipments of Domestically-Produced LNG Delivered.....	4
1f	Domestically-Produced LNG Delivered by Point of Exit per month.....	5
1g	Vessel-Borne Imports of LNG by Point of Entry per month .....	6
	(i) Vessel-Borne Imports of LNG to Continental United States.....	6
	(ii) Vessel-Borne Imports of LNG to Puerto Rico .....	7
1h	Destination of Domestically-Produced LNG Delivered by Country and Region with Trade Agreement Status.....	8
<b>2</b>	<b>LNG Activity</b>	
2a	Shipments of Domestically-Produced LNG Delivered YTD 2023.....	
	(i) Sabine Pass.....	9
	(ii) Cove Point.....	16
	(iii) Corpus Christi .....	18
	(iv) Cameron .....	24
	(v) Freeport .....	28
	(vi) Elba Island .....	34
	(vii) Venture Global Calcasieu Pass, LLC.....	35
2b	Shipments of Domestically-Produced LNG Shipped by ISO Container YTD 2023 .....	38
2c	Shipments of LNG Re-Exported YTD 2023.....	45
2d	LNG Imports by Country, Point of Entry, and Importer .....	46
2e	Shipments of LNG Received YTD 2023.....	47
2f	Shipments of LNG Received YTD 2023, Puerto Rico .....	48
<b>3</b>	<b>Graphical Summaries</b> .....	50
<b>4</b>	<b>Notes and Definitions</b> .....	53

# Summary

## Overview of Activity for August 2023

- **Top five countries of destination, representing 50.9% of total U.S. LNG exports in August 2023**
  - Netherlands (57.4 Bcf), South Korea (34.9 Bcf), France (34.3 Bcf), Japan (31.3 Bcf), and Italy (21.5 Bcf)
- **353.0 Bcf of exports in August 2023**
  - 1.1% increase from July 2023
  - 17.7% more than August 2022
- **114 cargoes shipped in August 2023**
  - Sabine Pass (35), Cameron (27), Freeport (25), Corpus Christi (18), Cove Point (7), and Elba (2)
  - 116 cargoes in July 2023
  - 99 cargoes in August 2022

### 1a. Table of Exports of Domestically-Produced LNG Delivered by Region (Cumulative from February 2016 through August 2023)

Region	Number of Countries Receiving Per Region	Volume Exported (Bcf)	Percentage Receipts of Total Volume Exported (%)	Number of Cargos*
East Asia and Pacific	8	5,072.8	30.9%	1512
Europe and Central Asia	15	7,637.6	46.6%	2389
Latin America and the Caribbean**	14	2,341.3	14.3%	856
Middle East and North Africa	5	408.4	2.5%	119
South Asia	3	942.8	5.7%	279
Sub-Saharan Africa	0	0.0	0.0%	0
<b>Total LNG Exports</b>	<b>45</b>	<b>16,402.9</b>	<b>100.0%</b>	<b>5,155</b>

\*Split cargoes counted as both individual cargoes and countries

\*\*Number of cargoes does not include the shipments by ISO container

## 1b. Shipments of Domestically-Produced LNG Delivered – by Country (Cumulative from February 2016 through August 2023)

Country of Destination	Region	Number of Cargos	Volume (Bcf of Natural Gas)	Percentage of Total U.S LNG Exports (%)
1. South Korea*	East Asia and Pacific	546	1,887.2	11.5%
2. Japan*	East Asia and Pacific	421	1,435.8	8.8%
3. United Kingdom*	Europe and Central Asia	394	1,309.9	8.0%
4. France*	Europe and Central Asia	393	1,276.0	7.8%
5. Spain*	Europe and Central Asia	394	1,227.5	7.5%
6. Netherlands*	Europe and Central Asia	339	1,149.1	7.0%
7. China*	East Asia and Pacific	326	1,091.4	6.7%
8. India*	South Asia	215	731.8	4.5%
9. Turkiye*	Europe and Central Asia	209	667.7	4.1%
10. Brazil*	Latin America and the Caribbean	227	629.4	3.8%
11. Mexico*	Latin America and the Caribbean	167	555.1	3.4%
12. Chile*	Latin America and the Caribbean	143	450.5	2.7%
13. Italy*	Europe and Central Asia	136	441.2	2.7%
14. Taiwan*	East Asia and Pacific	125	398.0	2.4%
15. Poland*	Europe and Central Asia	106	351.3	2.1%
16. Argentina*	Latin America and the Caribbean	142	342.2	2.1%
17. Portugal*	Europe and Central Asia	99	314.9	1.9%
18. Greece*	Europe and Central Asia	90	204.7	1.2%
19. Dominican Republic*	Latin America and the Caribbean	86	204.2	1.2%
20. Kuwait	Middle East and North Africa	53	184.9	1.1%
21. Lithuania	Europe and Central Asia	59	182.1	1.1%
22. Belgium*	Europe and Central Asia	57	179.7	1.1%
23. Croatia	Europe and Central Asia	49	148.5	0.9%
24. Germany	Europe and Central Asia	43	138.9	0.8%
25. Pakistan*	South Asia	40	128.9	0.8%
26. Jordan*	Middle East and North Africa	37	127.5	0.8%
27. Thailand*	East Asia and Pacific	35	123.4	0.8%
28. Singapore*	East Asia and Pacific	37	120.8	0.7%
29. Bangladesh*	South Asia	24	82.1	0.5%
30. Panama*	Latin America and the Caribbean	34	64.5	0.4%
31. Jamaica*	Latin America and the Caribbean	33	59.6	0.4%
32. United Arab Emirates	Middle East and North Africa	15	51.1	0.3%
33. Colombia*	Latin America and the Caribbean	23	30.2	0.2%
34. Israel*	Middle East and North Africa	9	28.0	0.2%
35. Finland	Europe and Central Asia	10	26.0	0.2%
36. Malta*	Europe and Central Asia	11	20.1	0.1%
37. Egypt*	Middle East and North Africa	5	16.9	0.1%
38. Indonesia*	East Asia and Pacific	21	12.5	0.1%
39. Malaysia	East Asia and Pacific	1	3.7	0.0%
40. El Salvador	Latin America and the Caribbean	1	0.0	0.0%
<b>Total Exports by Vessel</b>		<b>5,155</b>	<b>16,397.2</b>	
Jamaica	Latin America and the Caribbean	182	2.0	0.0%
41. Bahamas	Latin America and the Caribbean	779	1.9	0.0%
42. Barbados	Latin America and the Caribbean	305	1.3	0.0%
43. Haiti	Latin America and the Caribbean	153	0.5	0.0%
44. Antigua and Barbuda	Latin America and the Caribbean	61	0.1	0.0%
45. Nicaragua	Latin America and the Caribbean	1	0.0	0.0%
Germany	Europe and Central Asia	1	0.0	0.0%
<b>Total Exports by ISO</b>		<b>1,482</b>	<b>5.8</b>	
<b>Total Exports by Vessel and ISO</b>		<b>6,637</b>	<b>16,402.9</b>	

### Note:

Volume and Number of Cargos are the cumulative totals of each individual Country of Destination by Region starting from February 2016.

Jamaica has received U.S. LNG exports by both vessel and ISO container. The volumes are totaled separately

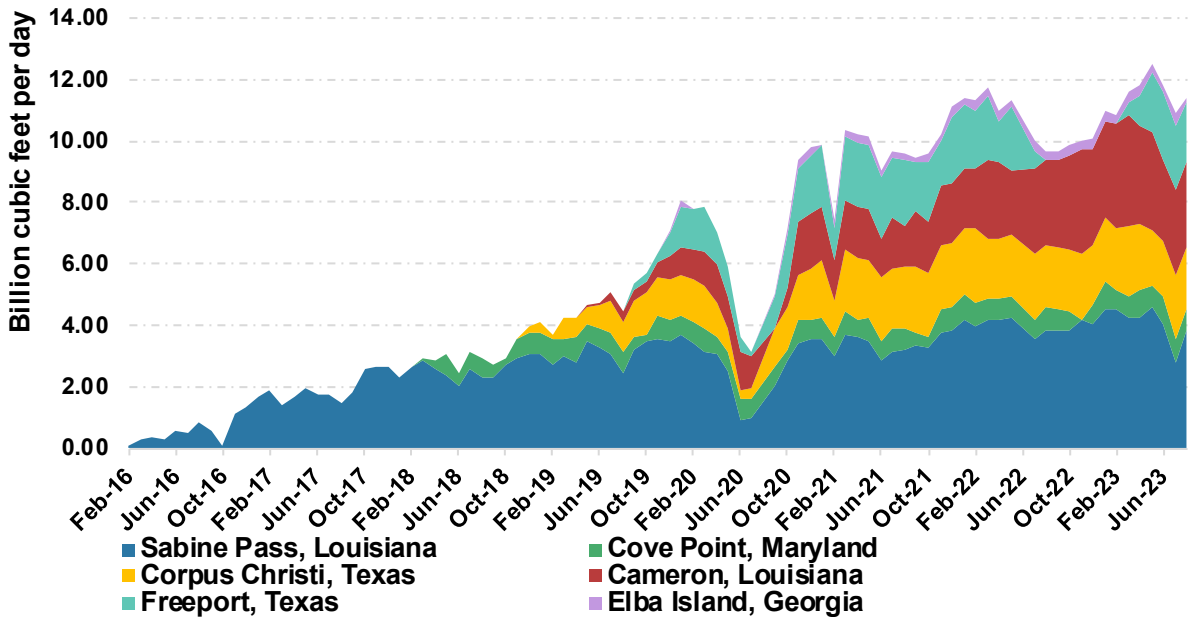
\* Split cargos counted as both individual cargos and countries.

Vessel = LNG Exports by Vessel and ISO container = LNG Exports by Vessel in ISO Containers.

Does not include re-exports of previously-imported LNG. See table 2c for re-exports data.

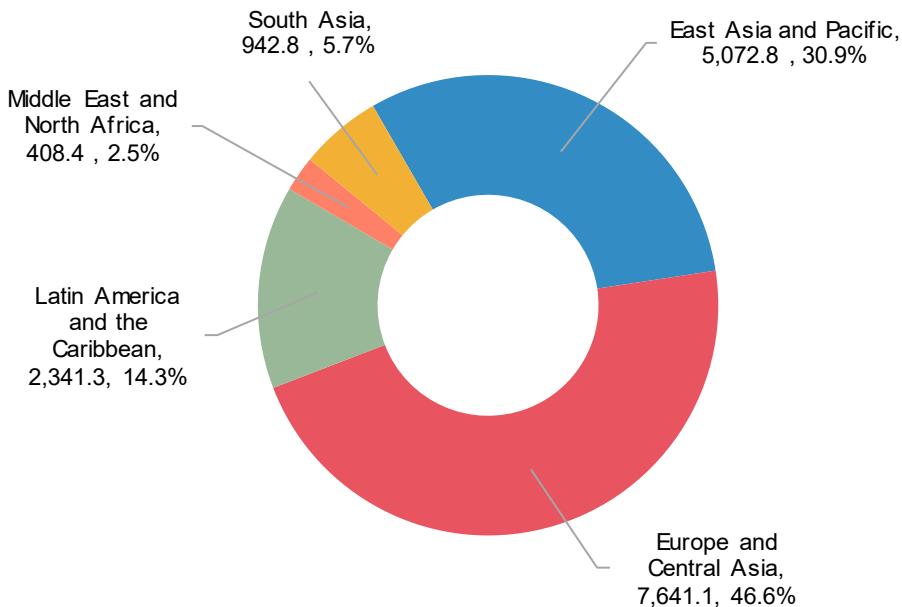
Totals may not equal sum of components because of independent rounding.

### 1c. Domestically-Produced LNG Exported by Point of Exit (February 2016 through August 2023)



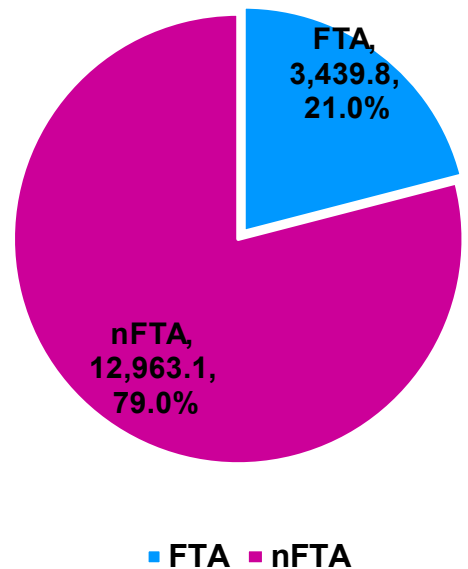
The Cameron, LA point of exit includes exports from Cameron LNG and Venture Global Calcasieu Pass.

### 1d. Domestically-Produced LNG Exported by Region (Cumulative from February 2016 through August 2023) (Bcf, %)



## 1e. Volumes and Percentages of FTA and nFTA Shipments of Domestically-Produced LNG Delivered (Cumulative from February 2016 through August 2023)

	Volume (Bcf)	Percentage of Total Volume	Number of Countries
FTA	3,439.8	21.0%	10
nFTA	12,963.1	79.0%	35
<b>Total LNG Exports</b>	<b>16,402.9</b>	<b>100.0%</b>	<b>45</b>



**Spot cargos** total 700.5 Bcf - or 4.3 percent - of the 16,402.9 Bcf total volume of shipments.

These totals are cumulative starting from February 2016 through August 2023 - a cumulative listing of cargos and regions in Table 1b and a cumulative list of FTAs and nFTAs in Table 1h.

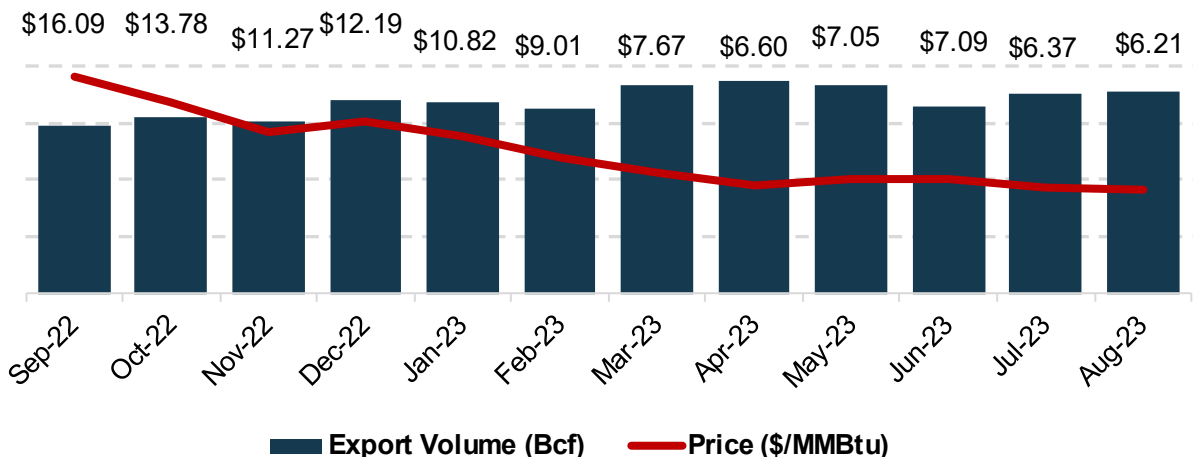
FTA Countries that Require National Treatment for Trade in Natural Gas -As of October 31, 2012, the United States has FTAs that require national treatment for trade in natural gas with Australia, Bahrain, Canada, Chile, Colombia, Dominican Republic, El Salvador, Guatemala, Honduras, Jordan, Mexico, Morocco, Nicaragua, Oman, Panama, Peru, Republic of Korea and Singapore. Panama is the most recent country with which the United States has entered into a FTA that requires national treatment for trade in natural gas, effective October 31, 2012. Not all countries that have a FTA with the United States require national treatment for trade in natural gas (i.e. Costa Rica and Israel). A list of all countries with which the United States has a FTA can be found at: <http://www.ustr.gov/trade-agreements/free-trade-agreements>.

More information can be found on DOE's website - <https://energy.gov/fe/services/natural-gas-regulation/how-obtain-authorization-import-and-or-export-natural-gas-and-lng>

Totals may not equal sum of components because of independent rounding.

## 1f. Domestically-Produced LNG Exported – Volume (Bcf) and Weighted Average price (\$/MMBtu) by Point of Exit per month

	Sep-22	Oct-22	Nov-22	Dec-22	Jan-23	Feb-23	Mar-23	Apr-23	May-23	Jun-23	Jul-23	Aug-23	Total
Sabine Pass, LA	115.6	130.4	119.6	139.2	139.2	119.5	131.0	137.0	126.2	83.7	113.3	118.5	1,473.7
	\$13.71	\$10.85	\$9.26	\$10.43	\$8.67	\$6.72	\$5.86	\$5.45	\$5.26	\$5.35	\$5.87	\$5.71	\$7.83
Cove Point, MD	18.8	0	20.4	29.8	20.8	19.4	27.8	18.8	26.3	23.3	19.9	21.9	247.2
	\$13.61	0	\$10.10	\$10.98	\$8.67	\$8.35	\$6.96	\$6.55	\$6.32	\$6.48	\$6.18	\$6.64	\$8.21
Corpus Christi, TX	59.8	66.8	57.0	64.1	62.6	64.1	67.5	55.6	57.7	62.4	58.6	62.4	738.8
	\$15.99	\$12.42	\$10.36	\$10.60	\$10.74	\$7.06	\$6.26	\$5.51	\$5.62	\$5.82	\$6.35	\$6.22	\$8.61
Cameron, LA	91.1	104.9	94.1	97.1	104.8	100.8	100.0	94.5	80.7	82.0	88.5	85.7	1,124.4
	\$19.89	\$18.38	\$14.82	\$16.34	\$14.33	\$12.99	\$11.65	\$9.86	\$12.87	\$11.71	\$7.44	\$7.10	\$13.25
Freeport, TX	0	0	0	0	0	11.6	29.0	62.5	68.4	63.3	59.5	61.4	355.7
	0	0	0	0	0	\$8.23	\$6.14	\$5.34	\$5.25	\$5.38	\$5.99	\$5.78	\$5.68
Elba Island, GA	9.7	7.4	10.6	9.4	9.4	10.6	11.4	7.3	7.4	13.0	10.3	2.9	108.5
	\$14.31	\$12.53	\$9.62	\$10.14	\$8.81	\$10.72	\$7.54	\$4.75	\$4.55	\$4.77	\$5.41	\$6.13	\$8.36
Total	295.1	309.4	302.3	339.6	336.9	326.0	366.3	375.7	366.7	327.8	349.2	353.0	4,048.2
	\$16.09	\$13.78	\$11.27	\$12.19	\$10.82	\$9.01	\$7.67	\$6.60	\$7.05	\$7.09	\$6.37	\$6.21	\$9.33



### Notes:

Prices are free on board (FOB) and are inclusive of all costs of the LNG up to the point of export, including commodity costs and liquefaction fees.

Does not include re-exports of previously-imported LNG. See table 2c for re-exports data.

Totals may not equal sum of components because of independent rounding.

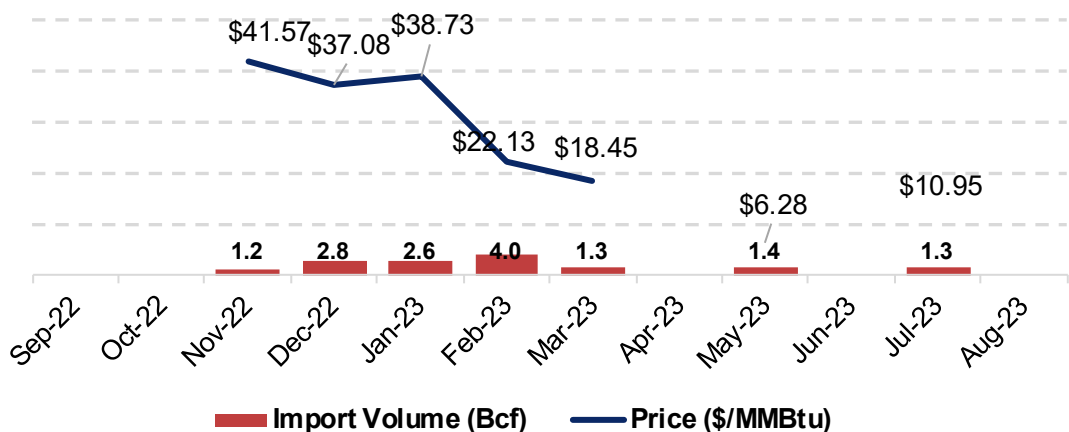
The Cameron, LA point of exit includes exports from Cameron LNG and Venture Global Calcasieu Pass.

W - Withheld to avoid disclosure of individual company data.

DOE has a confidentiality policy for certain data elements collected on Form FE-746R that allows DOE to publish a monthly volume-weighted average price for each point of LNG import or export, but not a price for each individual imported or exported LNG cargo. For additional information, please see the Federal Register Notice concerning this Information Collection Extension at <https://www.federalregister.gov/documents/2018/08/30/2018-18829/information-collection-extension>.

## 1g(i). Vessel-Borne Imports of LNG – Volume (Bcf) and Weighted Average price (\$/MMBtu) by Point of Entry per month

	Sep-22	Oct-22	Nov-22	Dec-22	Jan-23	Feb-23	Mar-23	Apr-23	May-23	Jun-23	Jul-23	Aug-23	Total
Elba Island, GA	-	-	-	-	-	-	-	-	-	-	-	-	-
Everett, MA	-	-	1.2	2.8	2.6	4.0	1.3	-	1.4	-	1.3	-	14.6
	-	-	W	W	W	W	W	-	W	-	W	W	\$26.80
Northeast Gateway, MA	-	-	-	-	-	-	-	-	-	-	-	-	-
Cove Point, MD	-	-	-	-	-	-	-	-	-	-	-	-	-
Total	-	-	-	-	-	-	-	-	-	-	-	-	14.6
	-	-	-	-	-	-	-	-	-	-	-	-	\$26.80



### Notes:

Import prices are landed and include the price of the LNG, the transportation cost to the U.S. terminal, and the cost of offloading the LNG. Landed prices do not include regasification fees.

Totals may not equal sum of components because of independent rounding.

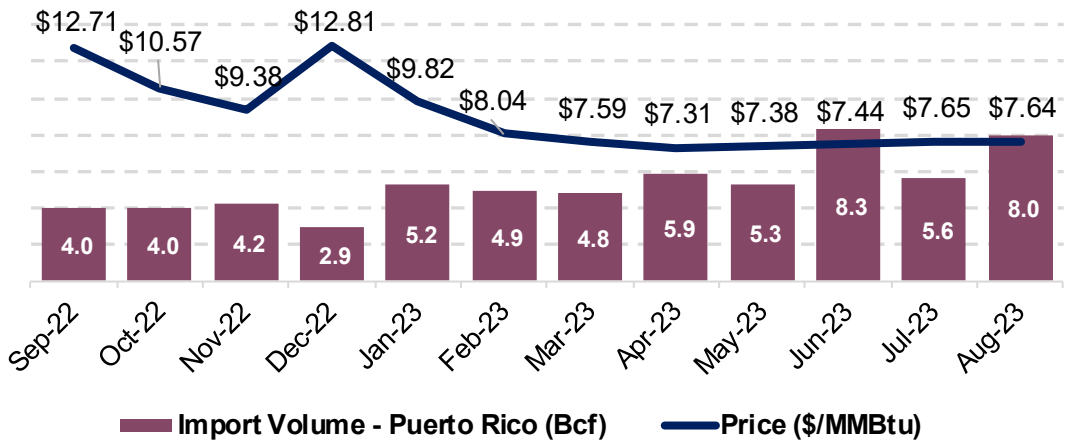
W – Withheld to avoid disclosure of individual company data.

DOE has a confidentiality policy for certain data elements collected on Form FE-746R that allows DOE to publish a monthly volume-weighted average price for each point of LNG import or export, but not a price for each individual imported or exported LNG cargo. For additional information, please see the Federal Register Notice concerning this Information Collection Extension at <https://www.federalregister.gov/documents/2018/08/30/2018-18829/information-collection-extension>.



## 1g(ii). Vessel-Borne Imports of LNG to Puerto Rico – Volume (Bcf) and Weighted Average price (\$/MMBtu) per month

	Sep-22	Oct-22	Nov-22	Dec-22	Jan-23	Feb-23	Mar-23	Apr-23	May-23	Jun-23	Jul-23	Aug-23	Total
<b>Puerto Rico</b>	4.0	4.0	4.2	2.9	5.2	4.9	4.8	5.9	5.3	8.3	5.6	8.0	<b>63.1</b>
	\$12.71	\$10.57	\$9.38	\$12.81	\$9.82	\$8.04	\$7.59	\$7.31	\$7.38	\$7.44	\$7.65	\$7.64	<b>\$8.71</b>



**Notes:**

Import prices are landed and include the price of the LNG, the transportation cost to the U.S. terminal, and the cost of offloading the LNG. Landed prices do not include regasification fees.

Totals may not equal sum of components because of independent rounding.

W - Withheld to avoid disclosure of individual company data.

DOE has a confidentiality policy for certain data elements collected on Form FE-746R that allows DOE to publish a monthly volume-weighted average price for each point of LNG import or export, but not a price for each individual imported or exported LNG cargo. For additional information, please see the Federal Register Notice concerning this Information Collection Extension at <https://www.federalregister.gov/documents/2018/08/30/2018-18829/information-collection-extension>.

# 1h. Destination of Domestically-Produced LNG Delivered by Country and Region with Trade Agreement Status (February 2016 through August 2023)

Country of Destination	Region	FTA or nFTA	Type of FTA	Name of FTA
Antigua and Barbuda	Latin America and the Caribbean	nFTA		
Argentina	Latin America and the Caribbean	nFTA		
Bahamas (ISO)	Latin America and the Caribbean	nFTA		
Bangladesh	South Asia	nFTA		
Barbados (ISO)	Latin America and the Caribbean	nFTA		
Belgium	Europe and Central Asia	nFTA		
Brazil	Latin America and the Caribbean	nFTA		
Chile	Latin America and the Caribbean	FTA	Bilateral	United States-Chile Free Trade Agreement
China	East Asia and Pacific	nFTA		
Colombia	Latin America and the Caribbean	FTA	Bilateral	United States- Colombia Trade Promotion Agreement
Croatia	Europe and Central Asia	nFTA		
Dominican Republic	Latin America and the Caribbean	FTA	Multilateral	CAFTA-DR
Egypt	Middle East and North Africa	nFTA		
El Salvador	Latin America and the Caribbean	FTA	Bilateral	
Finland	Europe and Central Asia	nFTA		
France	Europe and Central Asia	nFTA		
Germany	Europe and Central Asia	nFTA		
Greece	Europe and Central Asia	nFTA		
Haiti	Latin America and the Caribbean	nFTA		
India	South Asia	nFTA		
Indonesia	East Asia and Pacific	nFTA		
Israel <sup>4</sup>	Middle East and North Africa	FTA	Bilateral	United States-Israel Free Trade Agreement
Italy	Europe and Central Asia	nFTA		
Jamaica	Latin America and the Caribbean	nFTA		
Japan	East Asia and Pacific	nFTA		
Jordan	Middle East and North Africa	FTA	Bilateral	United States-Jordan Free Trade Agreement
Kuwait	Middle East and North Africa	nFTA		
Lithuania	Europe and Central Asia	nFTA		
Malaysia	East Asia and Pacific	nFTA		
Malta <sup>1</sup>	Europe and Central Asia	nFTA		
Mexico <sup>2</sup>	Latin America and the Caribbean	FTA	Multilateral	USMCA - United States-Mexico-Canada Agreement <sup>3</sup>
Netherlands	Europe and Central Asia	nFTA		
Nicaragua	Latin America and the Caribbean	FTA		CAFTA-DR
Pakistan	South Asia	nFTA		
Panama	Latin America and the Caribbean	FTA	Bilateral	U.S. - Panama Trade Promotion Agreement
Poland	Europe and Central Asia	nFTA		
Portugal	Europe and Central Asia	nFTA		
Singapore	East Asia and Pacific	FTA	Bilateral	Singapore FTA
South Korea	East Asia and Pacific	FTA	Bilateral	KORUS - U.S.-Korea Free Trade Agreement
Spain	Europe and Central Asia	nFTA		
Taiwan	East Asia and Pacific	nFTA		
Thailand	East Asia and Pacific	nFTA		
Turkey	Europe and Central Asia	nFTA		
United Arab Emirates	Middle East and North Africa	nFTA		
United Kingdom	Europe and Central Asia	nFTA		

Source: Office of the United States Trade Representative and the World Bank

<sup>1</sup>For classification purposes, Malta is included in the Europe and Central Asia region.

<sup>2</sup>For classification purposes, Mexico is included in the Latin America and the Caribbean region.

<sup>3</sup>USMCA entered into force on 1 July 2020. These data previously attributed to the North American Free Trade Agreement (NAFTA).

<sup>4</sup>For classification purposes, the U.S. FTA with Israel does not require national treatment for natural gas, meaning natural gas is not covered as a good or service under the FTA.

**VESSEL-BORNE EXPORTS OF DOMESTICALLY-PRODUCED LIQUEFIED NATURAL GAS (LNG)**

Table 2a(i)

Date of Departure	Name of Exporter	Supplier	Docket Number	Docket Term	Country of Destination	Name of Tanker	Departure Terminal	Volume (Mcf of Natural Gas)	Notes
1/3/2023	Sabine Pass Liquefaction, LLC	Sabine Pass Liquefaction, LLC	2010-111-LNG	Long-Term	Poland	ARISTARCHOS	Sabine Pass, Louisiana	3,390,179	[*]
1/3/2023	Sabine Pass Liquefaction, LLC	Sabine Pass Liquefaction, LLC	2010-111-LNG	Long-Term	Poland	ARISTARCHOS	Sabine Pass, Louisiana	312,630	[*]
1/3/2023	Sabine Pass Liquefaction, LLC	Sabine Pass Liquefaction, LLC	2010-111-LNG	Long-Term	Netherlands	ORION SEA	Sabine Pass, Louisiana	3,334,763	
1/4/2023	Sabine Pass Liquefaction, LLC	Sabine Pass Liquefaction, LLC	2010-111-LNG	Long-Term	Spain	Seapeak Catalunya	Sabine Pass, Louisiana	2,935,893	
1/5/2023	Sabine Pass Liquefaction, LLC	Sabine Pass Liquefaction, LLC	2010-111-LNG	Long-Term	France	LNGShips Athena	Sabine Pass, Louisiana	3,314,567	
1/5/2023	Sabine Pass Liquefaction, LLC	Sabine Pass Liquefaction, LLC	2010-111-LNG	Long-Term	China	Transgas Power	Sabine Pass, Louisiana	3,568,977	
1/6/2023	Sabine Pass Liquefaction, LLC	Sabine Pass Liquefaction, LLC	2010-111-LNG	Long-Term	France	Seapeak Bahrain	Sabine Pass, Louisiana	3,638,238	
1/7/2023	Sabine Pass Liquefaction, LLC	Sabine Pass Liquefaction, LLC	2010-85-LNG	Long-Term	South Korea	SM Seahawk	Sabine Pass, Louisiana	3,669,389	
1/7/2023	Sabine Pass Liquefaction, LLC	Sabine Pass Liquefaction, LLC	2010-111-LNG	Long-Term	Turkiye	Seapeak Vancouver	Sabine Pass, Louisiana	3,590,330	
1/8/2023	Sabine Pass Liquefaction, LLC	Sabine Pass Liquefaction, LLC	2010-111-LNG	Long-Term	Taiwan	Gaslog Wellington	Sabine Pass, Louisiana	3,470,652	
1/8/2023	Sabine Pass Liquefaction, LLC	Sabine Pass Liquefaction, LLC	2010-111-LNG	Long-Term	Italy	Minerva Limnos	Sabine Pass, Louisiana	3,427,691	
1/9/2023	Sabine Pass Liquefaction, LLC	Sabine Pass Liquefaction, LLC	2010-111-LNG	Long-Term	France	Castillo De Merida	Sabine Pass, Louisiana	3,281,713	
1/10/2023	Sabine Pass Liquefaction, LLC	Sabine Pass Liquefaction, LLC	2010-111-LNG	Long-Term	United Kingdom	Kool Orca	Sabine Pass, Louisiana	3,697,138	
1/10/2023	Sabine Pass Liquefaction, LLC	Sabine Pass Liquefaction, LLC	2010-111-LNG	Long-Term	United Kingdom	BW Paris	Sabine Pass, Louisiana	3,282,140	
1/11/2023	Sabine Pass Liquefaction, LLC	Sabine Pass Liquefaction, LLC	2010-111-LNG	Long-Term	Turkiye	Maran Gas Ulysses	Sabine Pass, Louisiana	3,686,565	
1/12/2023	Sabine Pass Liquefaction, LLC	Sabine Pass Liquefaction, LLC	2010-111-LNG	Long-Term	Lithuania	Golar Seal	Sabine Pass, Louisiana	3,401,713	
1/12/2023	Sabine Pass Liquefaction, LLC	Sabine Pass Liquefaction, LLC	2010-111-LNG	Long-Term	United Kingdom	Stena Crystal Sky	Sabine Pass, Louisiana	3,679,996	
1/13/2023	Sabine Pass Liquefaction, LLC	Sabine Pass Liquefaction, LLC	2010-111-LNG	Long-Term	United Kingdom	Global Sealine	Sabine Pass, Louisiana	3,554,815	
1/14/2023	Sabine Pass Liquefaction, LLC	Sabine Pass Liquefaction, LLC	2010-111-LNG	Long-Term	United Kingdom	Ribera del Duero Knutsen	Sabine Pass, Louisiana	3,423,260	
1/14/2023	Sabine Pass Liquefaction, LLC	Sabine Pass Liquefaction, LLC	2010-111-LNG	Long-Term	United Kingdom	Celsius Carolina	Sabine Pass, Louisiana	3,474,186	
1/15/2023	Sabine Pass Liquefaction, LLC	Sabine Pass Liquefaction, LLC	2010-111-LNG	Long-Term	Turkiye	Maran Gas Spetses	Sabine Pass, Louisiana	3,626,497	
1/16/2023	Sabine Pass Liquefaction, LLC	Sabine Pass Liquefaction, LLC	2010-111-LNG	Long-Term	United Kingdom	Minerva Amorgos	Sabine Pass, Louisiana	3,544,241	
1/18/2023	Sabine Pass Liquefaction, LLC	Sabine Pass Liquefaction, LLC	2010-111-LNG	Long-Term	Japan	Mu Lan	Sabine Pass, Louisiana	3,674,282	
1/18/2023	Sabine Pass Liquefaction, LLC	Sabine Pass Liquefaction, LLC	2010-111-LNG	Long-Term	Turkiye	Adam LNG	Sabine Pass, Louisiana	3,288,368	
1/19/2023	Sabine Pass Liquefaction, LLC	Sabine Pass Liquefaction, LLC	2010-111-LNG	Long-Term	Thailand	Celsius Canberra	Sabine Pass, Louisiana	3,738,448	
1/20/2023	Sabine Pass Liquefaction, LLC	Sabine Pass Liquefaction, LLC	2010-111-LNG	Long-Term	Croatia	BW Magnolia	Sabine Pass, Louisiana	2,913,046	
1/20/2023	Sabine Pass Liquefaction, LLC	Sabine Pass Liquefaction, LLC	2010-111-LNG	Long-Term	Turkiye	Pan Asia	Sabine Pass, Louisiana	3,671,050	
1/22/2023	Sabine Pass Liquefaction, LLC	Sabine Pass Liquefaction, LLC	2010-85-LNG	Long-Term	South Korea	Golar Arctic	Sabine Pass, Louisiana	2,971,489	
1/22/2023	Sabine Pass Liquefaction, LLC	Sabine Pass Liquefaction, LLC	2010-111-LNG	Long-Term	United Kingdom	Dorado LNG	Sabine Pass, Louisiana	3,699,831	
1/22/2023	Sabine Pass Liquefaction, LLC	Sabine Pass Liquefaction, LLC	2010-111-LNG	Long-Term	France	NFE Grand	Sabine Pass, Louisiana	2,991,183	
1/23/2023	Sabine Pass Liquefaction, LLC	Sabine Pass Liquefaction, LLC	2010-111-LNG	Long-Term	China	Sevilla Knutsen	Sabine Pass, Louisiana	3,643,717	
1/25/2023	Sabine Pass Liquefaction, LLC	Sabine Pass Liquefaction, LLC	2010-111-LNG	Long-Term	Portugal	Gaslog Sydney	Sabine Pass, Louisiana	3,295,236	
1/25/2023	Sabine Pass Liquefaction, LLC	Sabine Pass Liquefaction, LLC	2010-111-LNG	Long-Term	United Kingdom	Global Sea Spirit	Sabine Pass, Louisiana	3,591,830	
1/26/2023	Sabine Pass Liquefaction, LLC	Sabine Pass Liquefaction, LLC	2010-111-LNG	Long-Term	Turkiye	Clean Copano	Sabine Pass, Louisiana	4,252,061	
1/27/2023	Sabine Pass Liquefaction, LLC	Sabine Pass Liquefaction, LLC	2010-111-LNG	Long-Term	United Kingdom	Gaslog Westminster	Sabine Pass, Louisiana	3,191,309	
1/27/2023	Sabine Pass Liquefaction, LLC	Sabine Pass Liquefaction, LLC	2010-85-LNG	Long-Term	South Korea	Hyundai Peacepia	Sabine Pass, Louisiana	3,684,501	
1/28/2023	Sabine Pass Liquefaction, LLC	Sabine Pass Liquefaction, LLC	2010-85-LNG	Long-Term	South Korea	Hyundai Ecopia	Sabine Pass, Louisiana	3,140,451	
1/29/2023	Sabine Pass Liquefaction, LLC	Sabine Pass Liquefaction, LLC	2010-111-LNG	Long-Term	United Kingdom	Gaslog Hong Kong	Sabine Pass, Louisiana	3,485,095	
1/31/2023	Sabine Pass Liquefaction, LLC	Sabine Pass Liquefaction, LLC	2010-111-LNG	Long-Term	France	Gaslog Gladstone	Sabine Pass, Louisiana	3,289,809	
1/31/2023	Sabine Pass Liquefaction, LLC	Sabine Pass Liquefaction, LLC	2010-111-LNG	Long-Term	Netherlands	Grace Freesia	Sabine Pass, Louisiana	3,676,342	
1/31/2023	Sabine Pass Liquefaction, LLC	Sabine Pass Liquefaction, LLC	2010-111-LNG	Long-Term	Germany	LNG Schneeweisschen	Sabine Pass, Louisiana	3,738,701	
2/2/2023	Sabine Pass Liquefaction, LLC	Sabine Pass Liquefaction, LLC	2010-111-LNG	Long-Term	Belgium	Flex Volunteer	Sabine Pass, Louisiana	3,663,927	
2/3/2023	Sabine Pass Liquefaction, LLC	Sabine Pass Liquefaction, LLC	2010-111-LNG	Long-Term	United Kingdom	Maran Gas Agamemnon	Sabine Pass, Louisiana	3,593,495	
2/4/2023	Sabine Pass Liquefaction, LLC	Sabine Pass Liquefaction, LLC	2010-111-LNG	Long-Term	Spain	Asklipios	Sabine Pass, Louisiana	3,569,622	
2/4/2023	Sabine Pass Liquefaction, LLC	Sabine Pass Liquefaction, LLC	2010-111-LNG	Long-Term	United Kingdom	Cool Rider	Sabine Pass, Louisiana	3,291,438	

[S] Spot – a one-time transaction for near-term delivery of a specific quantity of LNG at a specific location. Spot cargos could be included in either long-term or short-term authorized types.  
 [\*] Split cargo – a single shipment of LNG where portions of the cargo have different transactional characteristics. For instance, a single cargo can have more than one buyer, supplier, price, unloading port, loading port, or DOE authorization.  
 [C] Commissioning cargo – pre-commercial cargo loaded while export facility operations are still undergoing final testing and inspection. Commissioning cargos may occur multiple times for the same facility as individual LNG trains enter service.  
 Countries of destination are current as of publication date. Any updates to countries of destination reported will be published in the next scheduled LNG Monthly.

**VESSEL-BORNE EXPORTS OF DOMESTICALLY-PRODUCED LIQUEFIED NATURAL GAS (LNG)**

Table 2a(i)

Date of Departure	Name of Exporter	Supplier	Docket Number	Docket Term	Country of Destination	Name of Tanker	Departure Terminal	Volume (Mcf of Natural Gas)	Notes
2/5/2023	Sabine Pass Liquefaction, LLC	Sabine Pass Liquefaction, LLC	2010-111-LNG	Long-Term	Spain	Castillo De Merida	Sabine Pass, Louisiana	3,786,966	
2/6/2023	Sabine Pass Liquefaction, LLC	Sabine Pass Liquefaction, LLC	2010-111-LNG	Long-Term	France	Flex Aurora	Sabine Pass, Louisiana	3,658,392	
2/6/2023	Sabine Pass Liquefaction, LLC	Sabine Pass Liquefaction, LLC	2010-85-LNG	Long-Term	South Korea	SM Eagle	Sabine Pass, Louisiana	3,670,866	
2/7/2023	Sabine Pass Liquefaction, LLC	Sabine Pass Liquefaction, LLC	2010-111-LNG	Long-Term	Spain	Castillo De Caldelas	Sabine Pass, Louisiana	3,199,305	
2/8/2023	Sabine Pass Liquefaction, LLC	Sabine Pass Liquefaction, LLC	2010-111-LNG	Long-Term	France	Isabella	Sabine Pass, Louisiana	3,590,033	
2/8/2023	Sabine Pass Liquefaction, LLC	Sabine Pass Liquefaction, LLC	2010-111-LNG	Long-Term	France	Global Star	Sabine Pass, Louisiana	3,565,751	
2/9/2023	Sabine Pass Liquefaction, LLC	Sabine Pass Liquefaction, LLC	2010-111-LNG	Long-Term	United Kingdom	MOL Hestia	Sabine Pass, Louisiana	3,496,629	
2/10/2023	Sabine Pass Liquefaction, LLC	Sabine Pass Liquefaction, LLC	2010-111-LNG	Long-Term	United Kingdom	Gaslog Windsor	Sabine Pass, Louisiana	3,183,247	
2/10/2023	Sabine Pass Liquefaction, LLC	Sabine Pass Liquefaction, LLC	2010-111-LNG	Long-Term	Netherlands	Gaslog Geneva	Sabine Pass, Louisiana	3,663,923	
2/11/2023	Sabine Pass Liquefaction, LLC	Sabine Pass Liquefaction, LLC	2010-111-LNG	Long-Term	Poland	Cool Explorer	Sabine Pass, Louisiana	3,411,536	
2/12/2023	Sabine Pass Liquefaction, LLC	Sabine Pass Liquefaction, LLC	2010-111-LNG	Long-Term	United Kingdom	ORION SEA	Sabine Pass, Louisiana	3,372,881	
2/13/2023	Sabine Pass Liquefaction, LLC	Sabine Pass Liquefaction, LLC	2010-111-LNG	Long-Term	Turkiye	Clean Cajun	Sabine Pass, Louisiana	4,173,874	
2/14/2023	Sabine Pass Liquefaction, LLC	Sabine Pass Liquefaction, LLC	2010-85-LNG	Long-Term	South Korea	Hyundai Princepia	Sabine Pass, Louisiana	3,672,530	
2/14/2023	Sabine Pass Liquefaction, LLC	Sabine Pass Liquefaction, LLC	2010-111-LNG	Long-Term	Germany	Seapeak Meridian	Sabine Pass, Louisiana	3,253,699	
2/15/2023	Sabine Pass Liquefaction, LLC	Sabine Pass Liquefaction, LLC	2010-111-LNG	Long-Term	Netherlands	SM Bluebird	Sabine Pass, Louisiana	3,673,727	
2/16/2023	Sabine Pass Liquefaction, LLC	Sabine Pass Liquefaction, LLC	2010-111-LNG	Long-Term	Spain	Shaolin	Sabine Pass, Louisiana	3,664,044	
2/17/2023	Sabine Pass Liquefaction, LLC	Sabine Pass Liquefaction, LLC	2010-111-LNG	Long-Term	France	Stena Crystal Sky	Sabine Pass, Louisiana	3,691,387	
2/18/2023	Sabine Pass Liquefaction, LLC	Sabine Pass Liquefaction, LLC	2010-111-LNG	Long-Term	Spain	La Mancha Knutsen	Sabine Pass, Louisiana	3,723,340	
2/18/2023	Sabine Pass Liquefaction, LLC	Sabine Pass Liquefaction, LLC	2010-111-LNG	Long-Term	Poland	Lech Kaczynski	Sabine Pass, Louisiana	3,518,417	
2/19/2023	Sabine Pass Liquefaction, LLC	Sabine Pass Liquefaction, LLC	2010-111-LNG	Long-Term	Netherlands	LNGShips Athena	Sabine Pass, Louisiana	3,549,972	
2/20/2023	Sabine Pass Liquefaction, LLC	Sabine Pass Liquefaction, LLC	2010-111-LNG	Long-Term	United Kingdom	Wilforce	Sabine Pass, Louisiana	3,277,459	
2/21/2023	Sabine Pass Liquefaction, LLC	Sabine Pass Liquefaction, LLC	2010-111-LNG	Long-Term	India	Energy Endeavour	Sabine Pass, Louisiana	3,685,972	
2/21/2023	Sabine Pass Liquefaction, LLC	Sabine Pass Liquefaction, LLC	2010-111-LNG	Long-Term	Croatia	Gaslog Sydney	Sabine Pass, Louisiana	2,887,607	
2/22/2023	Sabine Pass Liquefaction, LLC	Sabine Pass Liquefaction, LLC	2010-111-LNG	Long-Term	Netherlands	Global Sealine	Sabine Pass, Louisiana	3,473,691	
2/23/2023	Sabine Pass Liquefaction, LLC	Sabine Pass Liquefaction, LLC	2010-111-LNG	Long-Term	Belgium	Gaslog Galveston	Sabine Pass, Louisiana	3,658,345	
2/24/2023	Sabine Pass Liquefaction, LLC	Sabine Pass Liquefaction, LLC	2010-111-LNG	Long-Term	Italy	Adam LNG	Sabine Pass, Louisiana	3,434,342	
2/25/2023	Sabine Pass Liquefaction, LLC	Sabine Pass Liquefaction, LLC	2010-111-LNG	Long-Term	United Kingdom	Global Sea Spirit	Sabine Pass, Louisiana	3,663,647	
2/27/2023	Sabine Pass Liquefaction, LLC	Sabine Pass Liquefaction, LLC	2010-111-LNG	Long-Term	Portugal	Iberica Knutsen	Sabine Pass, Louisiana	2,945,426	
2/27/2023	Sabine Pass Liquefaction, LLC	Sabine Pass Liquefaction, LLC	2010-85-LNG	Long-Term	South Korea	K. Mugungwha	Sabine Pass, Louisiana	3,217,937	
2/28/2023	Sabine Pass Liquefaction, LLC	Sabine Pass Liquefaction, LLC	2010-111-LNG	Long-Term	United Kingdom	Gui Ying	Sabine Pass, Louisiana	3,571,510	
3/1/2023	Sabine Pass Liquefaction, LLC	Sabine Pass Liquefaction, LLC	2010-111-LNG	Long-Term	United Kingdom	Global Energy	Sabine Pass, Louisiana	3,282,542	
3/2/2023	Sabine Pass Liquefaction, LLC	Sabine Pass Liquefaction, LLC	2010-111-LNG	Long-Term	Netherlands	Magdala	Sabine Pass, Louisiana	3,607,115	
3/3/2023	Sabine Pass Liquefaction, LLC	Sabine Pass Liquefaction, LLC	2010-111-LNG	Long-Term	United Kingdom	Gaslog Seattle	Sabine Pass, Louisiana	3,282,513	
3/3/2023	Sabine Pass Liquefaction, LLC	Sabine Pass Liquefaction, LLC	2010-111-LNG	Long-Term	Netherlands	Gaslog Glasgow	Sabine Pass, Louisiana	3,679,074	
3/4/2023	Sabine Pass Liquefaction, LLC	Sabine Pass Liquefaction, LLC	2010-111-LNG	Long-Term	Croatia	Gaslog Gladstone	Sabine Pass, Louisiana	3,694,292	
3/5/2023	Sabine Pass Liquefaction, LLC	Sabine Pass Liquefaction, LLC	2010-111-LNG	Long-Term	United Kingdom	Seapeak Bahrain	Sabine Pass, Louisiana	2,542,266	[*]
3/5/2023	Sabine Pass Liquefaction, LLC	Sabine Pass Liquefaction, LLC	2010-111-LNG	Long-Term	Belgium	Seapeak Bahrain	Sabine Pass, Louisiana	1,068,660	[*]
3/5/2023	Sabine Pass Liquefaction, LLC	Sabine Pass Liquefaction, LLC	2010-111-LNG	Long-Term	Spain	Castillo De Merida	Sabine Pass, Louisiana	509,872	[*]
3/5/2023	Sabine Pass Liquefaction, LLC	Sabine Pass Liquefaction, LLC	2010-111-LNG	Long-Term	United Kingdom	Castillo De Merida	Sabine Pass, Louisiana	3,144,612	[*]
3/6/2023	Sabine Pass Liquefaction, LLC	Sabine Pass Liquefaction, LLC	2010-111-LNG	Long-Term	United Kingdom	Gaslog Westminster	Sabine Pass, Louisiana	3,289,626	
3/7/2023	Sabine Pass Liquefaction, LLC	Sabine Pass Liquefaction, LLC	2010-111-LNG	Long-Term	Netherlands	Energy Pacific	Sabine Pass, Louisiana	3,407,120	
3/7/2023	Sabine Pass Liquefaction, LLC	Sabine Pass Liquefaction, LLC	2010-111-LNG	Long-Term	Netherlands	Golar Celsius	Sabine Pass, Louisiana	3,388,595	
3/9/2023	Sabine Pass Liquefaction, LLC	Sabine Pass Liquefaction, LLC	2010-111-LNG	Long-Term	United Kingdom	Alicante Knutsen	Sabine Pass, Louisiana	3,683,421	
3/10/2023	Sabine Pass Liquefaction, LLC	Sabine Pass Liquefaction, LLC	2010-85-LNG	Long-Term	South Korea	SM Seahawk	Sabine Pass, Louisiana	3,678,426	
3/10/2023	Sabine Pass Liquefaction, LLC	Sabine Pass Liquefaction, LLC	2010-111-LNG	Long-Term	Spain	Castillo De Caldelas	Sabine Pass, Louisiana	3,521,323	

[S] Spot – a one-time transaction for near-term delivery of a specific quantity of LNG at a specific location. Spot cargos could be included in either long-term or short-term authorized types.  
 [\*] Split cargo – a single shipment of LNG where portions of the cargo have different transactional characteristics. For instance, a single cargo can have more than one buyer, supplier, price, unloading port, loading port, or DOE authorization.  
 [C] Commissioning cargo – pre-commercial cargo loaded while export facility operations are still undergoing final testing and inspection. Commissioning cargos may occur multiple times for the same facility as individual LNG trains enter service.  
 Countries of destination are current as of publication date. Any updates to countries of destination reported will be published in the next scheduled LNG Monthly.

**VESSEL-BORNE EXPORTS OF DOMESTICALLY-PRODUCED LIQUEFIED NATURAL GAS (LNG)**

Table 2a(i)

Date of Departure	Name of Exporter	Supplier	Docket Number	Docket Term	Country of Destination	Name of Tanker	Departure Terminal	Volume (Mcf of Natural Gas)	Notes
3/11/2023	Sabine Pass Liquefaction, LLC	Sabine Pass Liquefaction, LLC	2010-111-LNG	Long-Term	Netherlands	Kool Orca	Sabine Pass, Louisiana	3,638,172	
3/12/2023	Sabine Pass Liquefaction, LLC	Sabine Pass Liquefaction, LLC	2010-111-LNG	Long-Term	Poland	Flex Aurora	Sabine Pass, Louisiana	3,662,596	
3/13/2023	Sabine Pass Liquefaction, LLC	Sabine Pass Liquefaction, LLC	2010-111-LNG	Long-Term	Greece	LNG Bonny II	Sabine Pass, Louisiana	2,512,997	[*]
3/13/2023	Sabine Pass Liquefaction, LLC	Sabine Pass Liquefaction, LLC	2010-85-LNG	Long-Term	Dominican Republic	LNG Bonny II	Sabine Pass, Louisiana	875,802	[*]
3/13/2023	Sabine Pass Liquefaction, LLC	Sabine Pass Liquefaction, LLC	2010-111-LNG	Long-Term	Italy	Santander Knutsen	Sabine Pass, Louisiana	3,602,481	
3/14/2023	Sabine Pass Liquefaction, LLC	Sabine Pass Liquefaction, LLC	2010-111-LNG	Long-Term	Germany	Isabella	Sabine Pass, Louisiana	3,532,975	
3/15/2023	Sabine Pass Liquefaction, LLC	Sabine Pass Liquefaction, LLC	2010-111-LNG	Long-Term	Taiwan	Golar Maria	Sabine Pass, Louisiana	3,000,568	
3/16/2023	Sabine Pass Liquefaction, LLC	Sabine Pass Liquefaction, LLC	2010-111-LNG	Long-Term	United Kingdom	Gaslog Windsor	Sabine Pass, Louisiana	3,290,544	
3/16/2023	Sabine Pass Liquefaction, LLC	Sabine Pass Liquefaction, LLC	2010-111-LNG	Long-Term	France	Cobia LNG	Sabine Pass, Louisiana	3,290,568	
3/17/2023	Sabine Pass Liquefaction, LLC	Sabine Pass Liquefaction, LLC	2010-111-LNG	Long-Term	Turkiye	MOL Hestia	Sabine Pass, Louisiana	1,934,203	
3/17/2023	Sabine Pass Liquefaction, LLC	Sabine Pass Liquefaction, LLC	2010-111-LNG	Long-Term	United Kingdom	LNG Abalamabie	Sabine Pass, Louisiana	3,602,637	
3/18/2023	Sabine Pass Liquefaction, LLC	Sabine Pass Liquefaction, LLC	2010-111-LNG	Long-Term	Germany	LNG Endurance	Sabine Pass, Louisiana	3,693,271	
3/19/2023	Sabine Pass Liquefaction, LLC	Sabine Pass Liquefaction, LLC	2010-111-LNG	Long-Term	United Kingdom	Orion Sun	Sabine Pass, Louisiana	3,610,662	
3/20/2023	Sabine Pass Liquefaction, LLC	Sabine Pass Liquefaction, LLC	2010-111-LNG	Long-Term	Netherlands	Global Star	Sabine Pass, Louisiana	3,581,294	
3/21/2023	Sabine Pass Liquefaction, LLC	Sabine Pass Liquefaction, LLC	2010-111-LNG	Long-Term	Portugal	Castillo de Villalba	Sabine Pass, Louisiana	2,936,536	
3/21/2023	Sabine Pass Liquefaction, LLC	Sabine Pass Liquefaction, LLC	2010-111-LNG	Long-Term	Spain	Maran Gas Ulysses	Sabine Pass, Louisiana	2,938,011	
3/22/2023	Sabine Pass Liquefaction, LLC	Sabine Pass Liquefaction, LLC	2010-111-LNG	Long-Term	Italy	Kool Firm	Sabine Pass, Louisiana	3,291,330	
3/23/2023	Sabine Pass Liquefaction, LLC	Sabine Pass Liquefaction, LLC	2010-111-LNG	Long-Term	United Kingdom	Stena Crystal Sky	Sabine Pass, Louisiana	3,675,778	
3/24/2023	Sabine Pass Liquefaction, LLC	Sabine Pass Liquefaction, LLC	2010-111-LNG	Long-Term	Thailand	Clean Copano	Sabine Pass, Louisiana	4,249,104	
3/27/2023	Sabine Pass Liquefaction, LLC	Sabine Pass Liquefaction, LLC	2010-85-LNG	Long-Term	South Korea	Golar Arctic	Sabine Pass, Louisiana	2,985,687	
3/27/2023	Sabine Pass Liquefaction, LLC	Sabine Pass Liquefaction, LLC	2010-111-LNG	Long-Term	Taiwan	Gaslog Georgetown	Sabine Pass, Louisiana	3,645,733	
3/27/2023	Sabine Pass Liquefaction, LLC	Sabine Pass Liquefaction, LLC	2010-111-LNG	Long-Term	Spain	La Mancha Knutsen	Sabine Pass, Louisiana	3,712,870	
3/29/2023	Sabine Pass Liquefaction, LLC	Sabine Pass Liquefaction, LLC	2010-111-LNG	Long-Term	Lithuania	Global Sea Spirit	Sabine Pass, Louisiana	3,598,751	
3/29/2023	Sabine Pass Liquefaction, LLC	Sabine Pass Liquefaction, LLC	2010-111-LNG	Long-Term	Italy	Vivirt City LNG	Sabine Pass, Louisiana	3,287,539	
3/30/2023	Sabine Pass Liquefaction, LLC	Sabine Pass Liquefaction, LLC	2010-111-LNG	Long-Term	Netherlands	Hellas Diana	Sabine Pass, Louisiana	3,329,393	
3/31/2023	Sabine Pass Liquefaction, LLC	Sabine Pass Liquefaction, LLC	2010-85-LNG	Long-Term	Mexico	Energos Grand	Sabine Pass, Louisiana	3,050,761	
4/1/2023	Sabine Pass Liquefaction, LLC	Sabine Pass Liquefaction, LLC	2010-111-LNG	Long-Term	Netherlands	Orion Bohemia	Sabine Pass, Louisiana	3,599,298	
4/1/2023	Sabine Pass Liquefaction, LLC	Sabine Pass Liquefaction, LLC	2010-111-LNG	Long-Term	Netherlands	Pan Asia	Sabine Pass, Louisiana	3,478,921	
4/2/2023	Sabine Pass Liquefaction, LLC	Sabine Pass Liquefaction, LLC	2010-85-LNG	Long-Term	South Korea	Hyundai Peaceopia	Sabine Pass, Louisiana	3,681,664	
4/3/2023	Sabine Pass Liquefaction, LLC	Sabine Pass Liquefaction, LLC	2010-111-LNG	Long-Term	United Kingdom	Minerva Amorgos	Sabine Pass, Louisiana	3,582,785	
4/3/2023	Sabine Pass Liquefaction, LLC	Sabine Pass Liquefaction, LLC	2010-111-LNG	Long-Term	Netherlands	Gaslog Glasgow	Sabine Pass, Louisiana	3,700,587	
4/4/2023	Sabine Pass Liquefaction, LLC	Sabine Pass Liquefaction, LLC	2010-111-LNG	Long-Term	Netherlands	Rioja Knutsen	Sabine Pass, Louisiana	3,141,376	
4/5/2023	Sabine Pass Liquefaction, LLC	Sabine Pass Liquefaction, LLC	2010-111-LNG	Long-Term	United Kingdom	LNGShips Athena	Sabine Pass, Louisiana	3,360,407	
4/5/2023	Sabine Pass Liquefaction, LLC	Sabine Pass Liquefaction, LLC	2010-111-LNG	Long-Term	United Kingdom	Maran Gas Agamemnon	Sabine Pass, Louisiana	3,670,712	
4/6/2023	Sabine Pass Liquefaction, LLC	Sabine Pass Liquefaction, LLC	2010-111-LNG	Long-Term	Greece	Global Energy	Sabine Pass, Louisiana	3,492,686	
4/7/2023	Sabine Pass Liquefaction, LLC	Sabine Pass Liquefaction, LLC	2010-111-LNG	Long-Term	United Kingdom	Hellas Athina	Sabine Pass, Louisiana	3,576,717	
4/8/2023	Sabine Pass Liquefaction, LLC	Sabine Pass Liquefaction, LLC	2010-111-LNG	Long-Term	United Kingdom	Castillo De Caldelas	Sabine Pass, Louisiana	3,270,633	
4/9/2023	Sabine Pass Liquefaction, LLC	Sabine Pass Liquefaction, LLC	2010-111-LNG	Long-Term	Turkiye	Gaslog Galveston	Sabine Pass, Louisiana	3,481,322	
4/9/2023	Sabine Pass Liquefaction, LLC	Sabine Pass Liquefaction, LLC	2010-111-LNG	Long-Term	Netherlands	Transgas Force	Sabine Pass, Louisiana	3,677,053	
4/10/2023	Sabine Pass Liquefaction, LLC	Sabine Pass Liquefaction, LLC	2010-111-LNG	Long-Term	Taiwan	Methane Jane Elizabeth	Sabine Pass, Louisiana	2,978,538	
4/11/2023	Sabine Pass Liquefaction, LLC	Sabine Pass Liquefaction, LLC	2010-111-LNG	Long-Term	Italy	Kool Baltic	Sabine Pass, Louisiana	3,600,065	
4/11/2023	Sabine Pass Liquefaction, LLC	Sabine Pass Liquefaction, LLC	2010-111-LNG	Long-Term	China	Maran Gas Posidonia	Sabine Pass, Louisiana	3,426,472	
4/12/2023	Sabine Pass Liquefaction, LLC	Sabine Pass Liquefaction, LLC	2010-111-LNG	Long-Term	Poland	Lech Kaczynski	Sabine Pass, Louisiana	3,535,731	
4/13/2023	Sabine Pass Liquefaction, LLC	Sabine Pass Liquefaction, LLC	2010-111-LNG	Long-Term	Netherlands	Gaslog Gibraltar	Sabine Pass, Louisiana	3,606,446	
4/14/2023	Sabine Pass Liquefaction, LLC	Sabine Pass Liquefaction, LLC	2010-111-LNG	Long-Term	India	Grace Emilia	Sabine Pass, Louisiana	3,677,597	

[S] Spot – a one-time transaction for near-term delivery of a specific quantity of LNG at a specific location. Spot cargos could be included in either long-term or short-term authorized types.

[\*] Split cargo – a single shipment of LNG where portions of the cargo have different transactional characteristics. For instance, a single cargo can have more than one buyer, supplier, price, unloading port, loading port, or DOE authorization.

[C] Commissioning cargo – pre-commercial cargo loaded while export facility operations are still undergoing final testing and inspection. Commissioning cargos may occur multiple times for the same facility as individual LNG trains enter service.

Countries of destination are current as of publication date. Any updates to countries of destination reported will be published in the next scheduled LNG Monthly.

**VESSEL-BORNE EXPORTS OF DOMESTICALLY-PRODUCED LIQUEFIED NATURAL GAS (LNG)**

Table 2a(i)

Date of Departure	Name of Exporter	Supplier	Docket Number	Docket Term	Country of Destination	Name of Tanker	Departure Terminal	Volume (Mcf of Natural Gas)	Notes
4/15/2023	Sabine Pass Liquefaction, LLC	Sabine Pass Liquefaction, LLC	2010-111-LNG	Long-Term	United Kingdom	Isabella	Sabine Pass, Louisiana	3,529,885	
4/16/2023	Sabine Pass Liquefaction, LLC	Sabine Pass Liquefaction, LLC	2010-111-LNG	Long-Term	United Kingdom	Elisa Aquila	Sabine Pass, Louisiana	3,631,253	
4/17/2023	Sabine Pass Liquefaction, LLC	Sabine Pass Liquefaction, LLC	2010-85-LNG	Long-Term	South Korea	Hyundai Princepia	Sabine Pass, Louisiana	3,679,582	
4/17/2023	Sabine Pass Liquefaction, LLC	Sabine Pass Liquefaction, LLC	2010-111-LNG	Long-Term	Netherlands	Alicante Knutsen	Sabine Pass, Louisiana	3,598,353	
4/18/2023	Sabine Pass Liquefaction, LLC	Sabine Pass Liquefaction, LLC	2010-111-LNG	Long-Term	United Kingdom	Ribera del Duero Knutsen	Sabine Pass, Louisiana	3,469,870	
4/19/2023	Sabine Pass Liquefaction, LLC	Sabine Pass Liquefaction, LLC	2010-85-LNG	Long-Term	South Korea	SM Eagle	Sabine Pass, Louisiana	3,664,562	
4/20/2023	Sabine Pass Liquefaction, LLC	Sabine Pass Liquefaction, LLC	2010-111-LNG	Long-Term	United Kingdom	Barcelona Knutsen	Sabine Pass, Louisiana	3,279,699	
4/20/2023	Sabine Pass Liquefaction, LLC	Sabine Pass Liquefaction, LLC	2010-111-LNG	Long-Term	Netherlands	Gaslog Wellington	Sabine Pass, Louisiana	3,800,680	
4/22/2023	Sabine Pass Liquefaction, LLC	Sabine Pass Liquefaction, LLC	2010-111-LNG	Long-Term	Netherlands	Seapeak Catalunya	Sabine Pass, Louisiana	2,933,422	
4/22/2023	Sabine Pass Liquefaction, LLC	Sabine Pass Liquefaction, LLC	2010-111-LNG	Long-Term	Netherlands	Maran Gas Ulysses	Sabine Pass, Louisiana	3,592,546	
4/23/2023	Sabine Pass Liquefaction, LLC	Sabine Pass Liquefaction, LLC	2010-111-LNG	Long-Term	United Kingdom	Grace Dahlia	Sabine Pass, Louisiana	3,287,963	
4/24/2023	Sabine Pass Liquefaction, LLC	Sabine Pass Liquefaction, LLC	2010-111-LNG	Long-Term	Germany	Stena Crystal Sky	Sabine Pass, Louisiana	3,676,176	
4/24/2023	Sabine Pass Liquefaction, LLC	Sabine Pass Liquefaction, LLC	2010-111-LNG	Long-Term	Turkiye	LNG Bonny II	Sabine Pass, Louisiana	3,692,653	
4/25/2023	Sabine Pass Liquefaction, LLC	Sabine Pass Liquefaction, LLC	2010-111-LNG	Long-Term	Spain	Hoegh Galleon	Sabine Pass, Louisiana	3,398,243	
4/26/2023	Sabine Pass Liquefaction, LLC	Sabine Pass Liquefaction, LLC	2010-111-LNG	Long-Term	United Kingdom	Minerva Chios	Sabine Pass, Louisiana	3,600,661	
4/27/2023	Sabine Pass Liquefaction, LLC	Sabine Pass Liquefaction, LLC	2010-111-LNG	Long-Term	Netherlands	La Mancha Knutsen	Sabine Pass, Louisiana	3,318,129	
4/28/2023	Sabine Pass Liquefaction, LLC	Sabine Pass Liquefaction, LLC	2010-85-LNG	Long-Term	South Korea	Hyundai Ecopia	Sabine Pass, Louisiana	3,183,616	
4/28/2023	Sabine Pass Liquefaction, LLC	Sabine Pass Liquefaction, LLC	2010-111-LNG	Long-Term	United Kingdom	Kool Firm	Sabine Pass, Louisiana	3,289,993	
4/29/2023	Sabine Pass Liquefaction, LLC	Sabine Pass Liquefaction, LLC	2010-111-LNG	Long-Term	Thailand	Clean Cajun	Sabine Pass, Louisiana	4,224,524	
4/30/2023	Sabine Pass Liquefaction, LLC	Sabine Pass Liquefaction, LLC	2010-111-LNG	Long-Term	Netherlands	Myrina	Sabine Pass, Louisiana	3,598,236	
5/1/2023	Sabine Pass Liquefaction, LLC	Sabine Pass Liquefaction, LLC	2010-85-LNG	Long-Term	South Korea	K. Mugungwha	Sabine Pass, Louisiana	3,209,629	
5/2/2023	Sabine Pass Liquefaction, LLC	Sabine Pass Liquefaction, LLC	2010-111-LNG	Long-Term	Poland	Bonito LNG	Sabine Pass, Louisiana	3,628,812	
5/2/2023	Sabine Pass Liquefaction, LLC	Sabine Pass Liquefaction, LLC	2010-111-LNG	Long-Term	Taiwan	ARISTARCHOS	Sabine Pass, Louisiana	3,694,481	
5/4/2023	Sabine Pass Liquefaction, LLC	Sabine Pass Liquefaction, LLC	2010-111-LNG	Long-Term	Taiwan	Energy Pacific	Sabine Pass, Louisiana	2,984,569	
5/4/2023	Sabine Pass Liquefaction, LLC	Sabine Pass Liquefaction, LLC	2010-111-LNG	Long-Term	Netherlands	Maran Gas Pericles	Sabine Pass, Louisiana	3,522,401	
5/5/2023	Sabine Pass Liquefaction, LLC	Sabine Pass Liquefaction, LLC	2010-111-LNG	Long-Term	Poland	Flex Ranger	Sabine Pass, Louisiana	3,558,204	
5/6/2023	Sabine Pass Liquefaction, LLC	Sabine Pass Liquefaction, LLC	2010-111-LNG	Long-Term	Germany	Maran Gas Ithaca	Sabine Pass, Louisiana	3,384,836	
5/7/2023	Sabine Pass Liquefaction, LLC	Sabine Pass Liquefaction, LLC	2010-111-LNG	Long-Term	Brazil	Maria Energy	Sabine Pass, Louisiana	919,340	[*]
5/7/2023	Sabine Pass Liquefaction, LLC	Sabine Pass Liquefaction, LLC	2010-111-LNG	Long-Term	Argentina	Maria Energy	Sabine Pass, Louisiana	2,369,276	[*]
5/8/2023	Sabine Pass Liquefaction, LLC	Sabine Pass Liquefaction, LLC	2010-111-LNG	Long-Term	Netherlands	Transgas Force	Sabine Pass, Louisiana	3,582,074	
5/9/2023	Sabine Pass Liquefaction, LLC	Sabine Pass Liquefaction, LLC	2010-111-LNG	Long-Term	France	Iberica Knutsen	Sabine Pass, Louisiana	2,925,278	
5/9/2023	Sabine Pass Liquefaction, LLC	Sabine Pass Liquefaction, LLC	2010-111-LNG	Long-Term	Netherlands	LNGShips Athena	Sabine Pass, Louisiana	3,667,015	
5/10/2023	Sabine Pass Liquefaction, LLC	Sabine Pass Liquefaction, LLC	2010-111-LNG	Long-Term	France	BW Pavilion Leeara	Sabine Pass, Louisiana	3,420,798	
5/11/2023	Sabine Pass Liquefaction, LLC	Sabine Pass Liquefaction, LLC	2010-111-LNG	Long-Term	United Kingdom	Castillo De Caldelas	Sabine Pass, Louisiana	3,746,576	
5/12/2023	Sabine Pass Liquefaction, LLC	Sabine Pass Liquefaction, LLC	2010-111-LNG	Long-Term	Belgium	Celsius Charlotte	Sabine Pass, Louisiana	3,809,087	
5/13/2023	Sabine Pass Liquefaction, LLC	Sabine Pass Liquefaction, LLC	2010-111-LNG	Long-Term	Netherlands	Gail Bhuwan	Sabine Pass, Louisiana	3,698,749	
5/13/2023	Sabine Pass Liquefaction, LLC	Sabine Pass Liquefaction, LLC	2010-111-LNG	Long-Term	Netherlands	Maran Gas Amorgos	Sabine Pass, Louisiana	3,398,834	
5/14/2023	Sabine Pass Liquefaction, LLC	Sabine Pass Liquefaction, LLC	2010-85-LNG	Long-Term	Panama	Flex Aurora	Sabine Pass, Louisiana	3,288,565	
5/15/2023	Sabine Pass Liquefaction, LLC	Sabine Pass Liquefaction, LLC	2010-111-LNG	Long-Term	Netherlands	Maran Gas Agamemnon	Sabine Pass, Louisiana	3,689,819	
5/16/2023	Sabine Pass Liquefaction, LLC	Sabine Pass Liquefaction, LLC	2010-111-LNG	Long-Term	Kuwait	Gaslog Winchester	Sabine Pass, Louisiana	3,802,244	
5/17/2023	Sabine Pass Liquefaction, LLC	Sabine Pass Liquefaction, LLC	2010-111-LNG	Long-Term	Poland	Maran Gas Apollonia	Sabine Pass, Louisiana	3,408,527	
5/18/2023	Sabine Pass Liquefaction, LLC	Sabine Pass Liquefaction, LLC	2010-111-LNG	Long-Term	Netherlands	Qogir	Sabine Pass, Louisiana	3,221,961	
5/19/2023	Sabine Pass Liquefaction, LLC	Sabine Pass Liquefaction, LLC	2010-111-LNG	Long-Term	France	Seapeak Catalunya	Sabine Pass, Louisiana	2,930,474	
5/20/2023	Sabine Pass Liquefaction, LLC	Sabine Pass Liquefaction, LLC	2010-111-LNG	Long-Term	France	SK Audace	Sabine Pass, Louisiana	3,741,061	
5/21/2023	Sabine Pass Liquefaction, LLC	Sabine Pass Liquefaction, LLC	2010-111-LNG	Long-Term	Italy	Barcelona Knutsen	Sabine Pass, Louisiana	3,283,969	

[S] Spot – a one-time transaction for near-term delivery of a specific quantity of LNG at a specific location. Spot cargos could be included in either long-term or short-term authorized types.

[\*] Split cargo – a single shipment of LNG where portions of the cargo have different transactional characteristics. For instance, a single cargo can have more than one buyer, supplier, price, unloading port, loading port, or DOE authorization.

[C] Commissioning cargo – pre-commercial cargo loaded while export facility operations are still undergoing final testing and inspection. Commissioning cargos may occur multiple times for the same facility as individual LNG trains enter service.

Countries of destination are current as of publication date. Any updates to countries of destination reported will be published in the next scheduled LNG Monthly.

**VESSEL-BORNE EXPORTS OF DOMESTICALLY-PRODUCED LIQUEFIED NATURAL GAS (LNG)**

Table 2a(i)

Date of Departure	Name of Exporter	Supplier	Docket Number	Docket Term	Country of Destination	Name of Tanker	Departure Terminal	Volume (Mcf of Natural Gas)	Notes
5/21/2023	Sabine Pass Liquefaction, LLC	Sabine Pass Liquefaction, LLC	2010-111-LNG	Long-Term	Germany	LNG Sakura	Sabine Pass, Louisiana	3,528,405	
5/22/2023	Sabine Pass Liquefaction, LLC	Sabine Pass Liquefaction, LLC	2010-111-LNG	Long-Term	Lithuania	BW Magnolia	Sabine Pass, Louisiana	3,676,518	
5/23/2023	Sabine Pass Liquefaction, LLC	Sabine Pass Liquefaction, LLC	2010-111-LNG	Long-Term	France	Minerva Chios	Sabine Pass, Louisiana	3,607,875	
5/24/2023	Sabine Pass Liquefaction, LLC	Sabine Pass Liquefaction, LLC	2010-111-LNG	Long-Term	Spain	Stena Crystal Sky	Sabine Pass, Louisiana	3,683,640	
5/25/2023	Sabine Pass Liquefaction, LLC	Sabine Pass Liquefaction, LLC	2010-111-LNG	Long-Term	India	Castillo de Santisteban	Sabine Pass, Louisiana	3,680,743	
5/26/2023	Sabine Pass Liquefaction, LLC	Sabine Pass Liquefaction, LLC	2010-111-LNG	Long-Term	United Kingdom	LNGSHIPS EMPRESS	Sabine Pass, Louisiana	3,288,633	
5/26/2023	Sabine Pass Liquefaction, LLC	Sabine Pass Liquefaction, LLC	2010-111-LNG	Long-Term	Netherlands	Maran Gas Ulysses	Sabine Pass, Louisiana	3,601,002	
5/27/2023	Sabine Pass Liquefaction, LLC	Sabine Pass Liquefaction, LLC	2010-111-LNG	Long-Term	Poland	Energy Endeavour	Sabine Pass, Louisiana	3,619,744	
5/28/2023	Sabine Pass Liquefaction, LLC	Sabine Pass Liquefaction, LLC	2010-111-LNG	Long-Term	France	Ribera del Duero Knutsen	Sabine Pass, Louisiana	302,944	[*]
5/28/2023	Sabine Pass Liquefaction, LLC	Sabine Pass Liquefaction, LLC	2010-111-LNG	Long-Term	Italy	Ribera del Duero Knutsen	Sabine Pass, Louisiana	3,384,045	[*]
5/29/2023	Sabine Pass Liquefaction, LLC	Sabine Pass Liquefaction, LLC	2010-111-LNG	Long-Term	Netherlands	Orion Bohemia	Sabine Pass, Louisiana	3,653,081	
5/30/2023	Sabine Pass Liquefaction, LLC	Sabine Pass Liquefaction, LLC	2010-111-LNG	Long-Term	Taiwan	Cobia LNG	Sabine Pass, Louisiana	3,582,692	
5/31/2023	Sabine Pass Liquefaction, LLC	Sabine Pass Liquefaction, LLC	2010-111-LNG	Long-Term	Netherlands	Myrina	Sabine Pass, Louisiana	3,657,642	
6/1/2023	Sabine Pass Liquefaction, LLC	Sabine Pass Liquefaction, LLC	2010-111-LNG	Long-Term	France	Celsius Carolina	Sabine Pass, Louisiana	3,628,180	
6/2/2023	Sabine Pass Liquefaction, LLC	Sabine Pass Liquefaction, LLC	2010-85-LNG	Long-Term	Chile	La Mancha Knutsen	Sabine Pass, Louisiana	3,031,273	
6/3/2023	Sabine Pass Liquefaction, LLC	Sabine Pass Liquefaction, LLC	2010-85-LNG	Long-Term	South Korea	Golar Arctic	Sabine Pass, Louisiana	2,976,818	
6/4/2023	Sabine Pass Liquefaction, LLC	Sabine Pass Liquefaction, LLC	2010-111-LNG	Long-Term	Belgium	Kool Firm	Sabine Pass, Louisiana	3,288,700	
6/5/2023	Sabine Pass Liquefaction, LLC	Sabine Pass Liquefaction, LLC	2010-111-LNG	Long-Term	Poland	Flex Endeavor	Sabine Pass, Louisiana	2,537,754	
6/5/2023	Sabine Pass Liquefaction, LLC	Sabine Pass Liquefaction, LLC	2010-111-LNG	Long-Term	Poland	Flex Endeavor	Sabine Pass, Louisiana	1,084,670	
6/6/2023	Sabine Pass Liquefaction, LLC	Sabine Pass Liquefaction, LLC	2010-111-LNG	Long-Term	Netherlands	Maran Gas Pericles	Sabine Pass, Louisiana	3,551,475	
6/8/2023	Sabine Pass Liquefaction, LLC	Sabine Pass Liquefaction, LLC	2010-111-LNG	Long-Term	Brazil	Seapeak Vancouver	Sabine Pass, Louisiana	3,666,759	
6/9/2023	Sabine Pass Liquefaction, LLC	Sabine Pass Liquefaction, LLC	2010-111-LNG	Long-Term	France	BW Pavilion Leeara	Sabine Pass, Louisiana	3,329,617	
6/10/2023	Sabine Pass Liquefaction, LLC	Sabine Pass Liquefaction, LLC	2010-111-LNG	Long-Term	Kuwait	Minerva Limnos	Sabine Pass, Louisiana	3,659,341	
6/12/2023	Sabine Pass Liquefaction, LLC	Sabine Pass Liquefaction, LLC	2010-111-LNG	Long-Term	Argentina	Vivit Americas Lng	Sabine Pass, Louisiana	2,268,813	[*]
6/12/2023	Sabine Pass Liquefaction, LLC	Sabine Pass Liquefaction, LLC	2010-111-LNG	Long-Term	Brazil	Vivit Americas Lng	Sabine Pass, Louisiana	1,398,989	[*]
6/13/2023	Sabine Pass Liquefaction, LLC	Sabine Pass Liquefaction, LLC	2010-111-LNG	Long-Term	Netherlands	Energy Universe	Sabine Pass, Louisiana	3,380,348	
6/15/2023	Sabine Pass Liquefaction, LLC	Sabine Pass Liquefaction, LLC	2010-111-LNG	Long-Term	Kuwait	Gaslog Houston	Sabine Pass, Louisiana	3,650,934	
6/16/2023	Sabine Pass Liquefaction, LLC	Sabine Pass Liquefaction, LLC	2010-111-LNG	Long-Term	France	Hyundai Princepia	Sabine Pass, Louisiana	3,662,972	
6/18/2023	Sabine Pass Liquefaction, LLC	Sabine Pass Liquefaction, LLC	2010-111-LNG	Long-Term	Poland	Global Sealine	Sabine Pass, Louisiana	3,624,318	
6/19/2023	Sabine Pass Liquefaction, LLC	Sabine Pass Liquefaction, LLC	2010-111-LNG	Long-Term	Netherlands	Maran Gas Amorgos	Sabine Pass, Louisiana	3,404,271	
6/20/2023	Sabine Pass Liquefaction, LLC	Sabine Pass Liquefaction, LLC	2010-111-LNG	Long-Term	Argentina	Iberica Knutsen	Sabine Pass, Louisiana	2,937,265	
6/22/2023	Sabine Pass Liquefaction, LLC	Sabine Pass Liquefaction, LLC	2010-111-LNG	Long-Term	Italy	BW Pavilion Aranda	Sabine Pass, Louisiana	3,670,628	
6/23/2023	Sabine Pass Liquefaction, LLC	Sabine Pass Liquefaction, LLC	2010-111-LNG	Long-Term	Bangladesh	Amberjack LNG	Sabine Pass, Louisiana	3,623,785	
6/25/2023	Sabine Pass Liquefaction, LLC	Sabine Pass Liquefaction, LLC	2010-111-LNG	Long-Term	Netherlands	Maran Gas Ulysses	Sabine Pass, Louisiana	3,602,748	
6/26/2023	Sabine Pass Liquefaction, LLC	Sabine Pass Liquefaction, LLC	2010-111-LNG	Long-Term	Netherlands	Stena Crystal Sky	Sabine Pass, Louisiana	3,691,582	
6/27/2023	Sabine Pass Liquefaction, LLC	Sabine Pass Liquefaction, LLC	2010-111-LNG	Long-Term	Argentina	Kool Glacier	Sabine Pass, Louisiana	2,317,803	[*]
6/27/2023	Sabine Pass Liquefaction, LLC	Sabine Pass Liquefaction, LLC	2010-111-LNG	Long-Term	Brazil	Kool Glacier	Sabine Pass, Louisiana	966,638	[*]
6/29/2023	Sabine Pass Liquefaction, LLC	Sabine Pass Liquefaction, LLC	2010-111-LNG	Long-Term	France	Ribera del Duero Knutsen	Sabine Pass, Louisiana	3,554,278	
6/30/2023	Sabine Pass Liquefaction, LLC	Sabine Pass Liquefaction, LLC	2010-111-LNG	Long-Term	Lithuania	Isabella	Sabine Pass, Louisiana	3,629,034	
6/30/2023	Sabine Pass Liquefaction, LLC	Sabine Pass Liquefaction, LLC	2010-111-LNG	Long-Term	Netherlands	Gaslog Westminster	Sabine Pass, Louisiana	3,604,888	
7/2/2023	Sabine Pass Liquefaction, LLC	Sabine Pass Liquefaction, LLC	2010-111-LNG	Long-Term	Poland	Energy Endeavour	Sabine Pass, Louisiana	3,635,107	
7/2/2023	Sabine Pass Liquefaction, LLC	Sabine Pass Liquefaction, LLC	2010-111-LNG	Long-Term	Taiwan	Global Sea Spirit	Sabine Pass, Louisiana	2,972,204	
7/3/2023	Sabine Pass Liquefaction, LLC	Sabine Pass Liquefaction, LLC	2010-111-LNG	Long-Term	Croatia	Cadiz Knutsen	Sabine Pass, Louisiana	2,941,709	
7/4/2023	Sabine Pass Liquefaction, LLC	Sabine Pass Liquefaction, LLC	2010-85-LNG	Long-Term	South Korea	K. Mugungwha	Sabine Pass, Louisiana	3,227,333	
7/5/2023	Sabine Pass Liquefaction, LLC	Sabine Pass Liquefaction, LLC	2010-111-LNG	Long-Term	Kuwait	Barcelona Knutsen	Sabine Pass, Louisiana	3,662,313	

[S] Spot – a one-time transaction for near-term delivery of a specific quantity of LNG at a specific location. Spot cargos could be included in either long-term or short-term authorized types.

[\*] Split cargo – a single shipment of LNG where portions of the cargo have different transactional characteristics. For instance, a single cargo can have more than one buyer, supplier, price, unloading port, loading port, or DOE authorization.

[C] Commissioning cargo – pre-commercial cargo loaded while export facility operations are still undergoing final testing and inspection. Commissioning cargos may occur multiple times for the same facility as individual LNG trains enter service.

Countries of destination are current as of publication date. Any updates to countries of destination reported will be published in the next scheduled LNG Monthly.

**VESSEL-BORNE EXPORTS OF DOMESTICALLY-PRODUCED LIQUEFIED NATURAL GAS (LNG)**

Table 2a(i)

Date of Departure	Name of Exporter	Supplier	Docket Number	Docket Term	Country of Destination	Name of Tanker	Departure Terminal	Volume (Mcf of Natural Gas)	Notes
7/6/2023	Sabine Pass Liquefaction, LLC	Sabine Pass Liquefaction, LLC	2010-111-LNG	Long-Term	Netherlands	Myrina	Sabine Pass, Louisiana	3,571,291	
7/7/2023	Sabine Pass Liquefaction, LLC	Sabine Pass Liquefaction, LLC	2010-111-LNG	Long-Term	Portugal	La Mancha Knutsen	Sabine Pass, Louisiana	3,380,012	
7/8/2023	Sabine Pass Liquefaction, LLC	Sabine Pass Liquefaction, LLC	2010-111-LNG	Long-Term	China	Mu Lan	Sabine Pass, Louisiana	3,660,077	
7/9/2023	Sabine Pass Liquefaction, LLC	Sabine Pass Liquefaction, LLC	2010-111-LNG	Long-Term	India	Global Energy	Sabine Pass, Louisiana	3,285,163	
7/9/2023	Sabine Pass Liquefaction, LLC	Sabine Pass Liquefaction, LLC	2010-111-LNG	Long-Term	Netherlands	Celsius Canberra	Sabine Pass, Louisiana	3,643,404	
7/10/2023	Sabine Pass Liquefaction, LLC	Sabine Pass Liquefaction, LLC	2010-111-LNG	Long-Term	Netherlands	BW Lilac	Sabine Pass, Louisiana	3,397,331	
7/11/2023	Sabine Pass Liquefaction, LLC	Sabine Pass Liquefaction, LLC	2010-85-LNG	Long-Term	South Korea	Hyundai Ecopia	Sabine Pass, Louisiana	3,166,705	
7/12/2023	Sabine Pass Liquefaction, LLC	Sabine Pass Liquefaction, LLC	2010-111-LNG	Long-Term	Lithuania	Flex Endeavor	Sabine Pass, Louisiana	3,375,395	
7/13/2023	Sabine Pass Liquefaction, LLC	Sabine Pass Liquefaction, LLC	2010-111-LNG	Long-Term	China	Flex Vigilant	Sabine Pass, Louisiana	3,662,804	
7/15/2023	Sabine Pass Liquefaction, LLC	Sabine Pass Liquefaction, LLC	2010-111-LNG	Long-Term	France	Castillo De Merida	Sabine Pass, Louisiana	3,523,262	
7/16/2023	Sabine Pass Liquefaction, LLC	Sabine Pass Liquefaction, LLC	2010-111-LNG	Long-Term	Taiwan	Stena Blue Sky	Sabine Pass, Louisiana	3,092,977	
7/16/2023	Sabine Pass Liquefaction, LLC	Sabine Pass Liquefaction, LLC	2010-111-LNG	Long-Term	Netherlands	Maran Gas Lindos	Sabine Pass, Louisiana	3,287,815	
7/17/2023	Sabine Pass Liquefaction, LLC	Sabine Pass Liquefaction, LLC	2010-111-LNG	Long-Term	France	Hyundai Princepia	Sabine Pass, Louisiana	3,667,206	
7/18/2023	Sabine Pass Liquefaction, LLC	Sabine Pass Liquefaction, LLC	2010-85-LNG	Long-Term	Dominican Republic	Seapeak Marib	Sabine Pass, Louisiana	3,524,541	
7/19/2023	Sabine Pass Liquefaction, LLC	Sabine Pass Liquefaction, LLC	2013-121-LNG	Long-Term	Netherlands	Gaslog Gibraltar	Sabine Pass, Louisiana	3,603,947	
7/20/2023	Sabine Pass Liquefaction, LLC	Sabine Pass Liquefaction, LLC	2013-121-LNG	Long-Term	Italy	Murex	Sabine Pass, Louisiana	3,489,395	
7/21/2023	Sabine Pass Liquefaction, LLC	Sabine Pass Liquefaction, LLC	2013-121-LNG	Long-Term	Jordan	Vivit Arabia LNG	Sabine Pass, Louisiana	3,281,682	
7/22/2023	Sabine Pass Liquefaction, LLC	Sabine Pass Liquefaction, LLC	2013-121-LNG	Long-Term	Germany	Qogir	Sabine Pass, Louisiana	3,344,915	
7/23/2023	Sabine Pass Liquefaction, LLC	Sabine Pass Liquefaction, LLC	2013-121-LNG	Long-Term	Spain	Maran Gas Apollonia	Sabine Pass, Louisiana	3,287,179	
7/23/2023	Sabine Pass Liquefaction, LLC	Sabine Pass Liquefaction, LLC	2013-121-LNG	Long-Term	Taiwan	ARISTARCHOS	Sabine Pass, Louisiana	3,655,281	
7/24/2023	Sabine Pass Liquefaction, LLC	Sabine Pass Liquefaction, LLC	2013-121-LNG	Long-Term	Japan	LNG Bonny II	Sabine Pass, Louisiana	2,945,501	[*]
7/24/2023	Sabine Pass Liquefaction, LLC	Sabine Pass Liquefaction, LLC	2013-121-LNG	Long-Term	Indonesia	LNG Bonny II	Sabine Pass, Louisiana	628,749	[*]
7/25/2023	Sabine Pass Liquefaction, LLC	Sabine Pass Liquefaction, LLC	2013-121-LNG	Long-Term	South Korea	Gaslog Sydney	Sabine Pass, Louisiana	3,276,602	
7/26/2023	Sabine Pass Liquefaction, LLC	Sabine Pass Liquefaction, LLC	2013-121-LNG	Long-Term	Croatia	Maran Gas Ulysses	Sabine Pass, Louisiana	3,652,942	
7/27/2023	Sabine Pass Liquefaction, LLC	Sabine Pass Liquefaction, LLC	2013-121-LNG	Long-Term	Spain	Stena Crystal Sky	Sabine Pass, Louisiana	3,679,363	
7/28/2023	Sabine Pass Liquefaction, LLC	Sabine Pass Liquefaction, LLC	2013-121-LNG	Long-Term	Chile	British Listener	Sabine Pass, Louisiana	1,494,688	[*]
7/28/2023	Sabine Pass Liquefaction, LLC	Sabine Pass Liquefaction, LLC	2013-121-LNG	Long-Term	Argentina	British Listener	Sabine Pass, Louisiana	2,198,693	[*]
7/29/2023	Sabine Pass Liquefaction, LLC	Sabine Pass Liquefaction, LLC	2013-121-LNG	Long-Term	Spain	Castillo de Villalba	Sabine Pass, Louisiana	2,932,654	
7/30/2023	Sabine Pass Liquefaction, LLC	Sabine Pass Liquefaction, LLC	2013-121-LNG	Long-Term	Japan	Energy Pacific	Sabine Pass, Louisiana	3,648,251	
7/31/2023	Sabine Pass Liquefaction, LLC	Sabine Pass Liquefaction, LLC	2013-121-LNG	Long-Term	Netherlands	Malaga Knutsen	Sabine Pass, Louisiana	3,531,421	
8/1/2023	Sabine Pass Liquefaction, LLC	Sabine Pass Liquefaction, LLC	2013-121-LNG	Long-Term	Spain	Iberica Knutsen	Sabine Pass, Louisiana	2,941,047	
8/2/2023	Sabine Pass Liquefaction, LLC	Sabine Pass Liquefaction, LLC	2013-121-LNG	Long-Term	Taiwan	Asklipios	Sabine Pass, Louisiana	3,660,160	
8/3/2023	Sabine Pass Liquefaction, LLC	Sabine Pass Liquefaction, LLC	2013-121-LNG	Long-Term	Thailand	Gaslog Galveston	Sabine Pass, Louisiana	3,665,223	
8/4/2023	Sabine Pass Liquefaction, LLC	Sabine Pass Liquefaction, LLC	2013-121-LNG	Long-Term	Singapore	Maran Gas Sparta	Sabine Pass, Louisiana	3,384,065	
8/4/2023	Sabine Pass Liquefaction, LLC	Sabine Pass Liquefaction, LLC	2013-121-LNG	Long-Term	Dominican Republic	Seapeak Marib	Sabine Pass, Louisiana	3,477,198	
8/5/2023	Sabine Pass Liquefaction, LLC	Sabine Pass Liquefaction, LLC	2013-121-LNG	Long-Term	Lithuania	Isabella	Sabine Pass, Louisiana	3,530,711	
8/6/2023	Sabine Pass Liquefaction, LLC	Sabine Pass Liquefaction, LLC	2013-121-LNG	Long-Term	China	MOL Hestia	Sabine Pass, Louisiana	3,574,302	
8/7/2023	Sabine Pass Liquefaction, LLC	Sabine Pass Liquefaction, LLC	2013-121-LNG	Long-Term	France	La Mancha Knutsen	Sabine Pass, Louisiana	3,532,496	
8/8/2023	Sabine Pass Liquefaction, LLC	Sabine Pass Liquefaction, LLC	2013-121-LNG	Long-Term	Netherlands	Myrina	Sabine Pass, Louisiana	3,569,651	
8/9/2023	Sabine Pass Liquefaction, LLC	Sabine Pass Liquefaction, LLC	2013-121-LNG	Long-Term	South Korea	Hyundai Peacepia	Sabine Pass, Louisiana	3,674,926	
8/10/2023	Sabine Pass Liquefaction, LLC	Sabine Pass Liquefaction, LLC	2013-121-LNG	Long-Term	Italy	Maran Gas Olympias	Sabine Pass, Louisiana	3,694,111	
8/11/2023	Sabine Pass Liquefaction, LLC	Sabine Pass Liquefaction, LLC	2013-121-LNG	Long-Term	Thailand	Celsius Canberra	Sabine Pass, Louisiana	3,832,323	
8/12/2023	Sabine Pass Liquefaction, LLC	Sabine Pass Liquefaction, LLC	2013-121-LNG	Long-Term	France	Rioja Knutsen	Sabine Pass, Louisiana	3,684,945	
8/13/2023	Sabine Pass Liquefaction, LLC	Sabine Pass Liquefaction, LLC	2013-121-LNG	Long-Term	South Korea	Golar Arctic	Sabine Pass, Louisiana	2,955,652	
8/14/2023	Sabine Pass Liquefaction, LLC	Sabine Pass Liquefaction, LLC	2013-121-LNG	Long-Term	Poland	Vivirt City LNG	Sabine Pass, Louisiana	3,377,669	

[S] Spot – a one-time transaction for near-term delivery of a specific quantity of LNG at a specific location. Spot cargos could be included in either long-term or short-term authorized types.

[\*] Split cargo – a single shipment of LNG where portions of the cargo have different transactional characteristics. For instance, a single cargo can have more than one buyer, supplier, price, unloading port, loading port, or DOE authorization.

[C] Commissioning cargo – pre-commercial cargo loaded while export facility operations are still undergoing final testing and inspection. Commissioning cargos may occur multiple times for the same facility as individual LNG trains enter service.

Countries of destination are current as of publication date. Any updates to countries of destination reported will be published in the next scheduled LNG Monthly.



## VESSEL-BORNE EXPORTS OF DOMESTICALLY-PRODUCED LIQUEFIED NATURAL GAS (LNG)

Table 2a(i)

Date of Departure	Name of Exporter	Supplier	Docket Number	Docket Term	Country of Destination	Name of Tanker	Departure Terminal	Volume (Mcf of Natural Gas)	Notes
8/15/2023	Sabine Pass Liquefaction, LLC	Sabine Pass Liquefaction, LLC	2013-121-LNG	Long-Term	Germany	Attalos	Sabine Pass, Louisiana	3,347,401	
8/15/2023	Sabine Pass Liquefaction, LLC	Sabine Pass Liquefaction, LLC	2013-121-LNG	Long-Term	Japan	Seapeak Marib	Sabine Pass, Louisiana	3,237,662	
8/16/2023	Sabine Pass Liquefaction, LLC	Sabine Pass Liquefaction, LLC	2013-121-LNG	Long-Term	Colombia	Fuji LNG	Sabine Pass, Louisiana	3,148,883	
8/17/2023	Sabine Pass Liquefaction, LLC	Sabine Pass Liquefaction, LLC	2013-121-LNG	Long-Term	Finland	LNG Enterprise	Sabine Pass, Louisiana	3,352,759	
8/18/2023	Sabine Pass Liquefaction, LLC	Sabine Pass Liquefaction, LLC	2013-121-LNG	Long-Term	Taiwan	Dorado LNG	Sabine Pass, Louisiana	3,670,268	
8/19/2023	Sabine Pass Liquefaction, LLC	Sabine Pass Liquefaction, LLC	2013-121-LNG	Long-Term	South Korea	Hyundai Princepia	Sabine Pass, Louisiana	3,683,147	
8/20/2023	Sabine Pass Liquefaction, LLC	Sabine Pass Liquefaction, LLC	2013-121-LNG	Long-Term	Portugal	Castillo De Merida	Sabine Pass, Louisiana	3,382,652	
8/21/2023	Sabine Pass Liquefaction, LLC	Sabine Pass Liquefaction, LLC	2013-121-LNG	Long-Term	Italy	Gaslog Glasgow	Sabine Pass, Louisiana	3,679,484	
8/22/2023	Sabine Pass Liquefaction, LLC	Sabine Pass Liquefaction, LLC	2013-121-LNG	Long-Term	Brazil	Maran Gas Lindos	Sabine Pass, Louisiana	3,287,407	
8/23/2023	Sabine Pass Liquefaction, LLC	Sabine Pass Liquefaction, LLC	2013-121-LNG	Long-Term	Netherlands	Maran Gas Spetses	Sabine Pass, Louisiana	3,579,146	
8/24/2023	Sabine Pass Liquefaction, LLC	Sabine Pass Liquefaction, LLC	2013-121-LNG	Long-Term	South Korea	SM Seahawk	Sabine Pass, Louisiana	3,681,492	
8/25/2023	Sabine Pass Liquefaction, LLC	Sabine Pass Liquefaction, LLC	2013-121-LNG	Long-Term	Netherlands	Energy Universe	Sabine Pass, Louisiana	3,379,053	
8/26/2023	Sabine Pass Liquefaction, LLC	Sabine Pass Liquefaction, LLC	2013-121-LNG	Long-Term	China	Maran Gas Posidonia	Sabine Pass, Louisiana	411,951	[*]
8/26/2023	Sabine Pass Liquefaction, LLC	Sabine Pass Liquefaction, LLC	2013-121-LNG	Long-Term	Thailand	Maran Gas Posidonia	Sabine Pass, Louisiana	3,020,096	[*]
8/27/2023	Sabine Pass Liquefaction, LLC	Sabine Pass Liquefaction, LLC	2013-121-LNG	Long-Term	France	Maria Energy	Sabine Pass, Louisiana	3,382,687	
8/28/2023	Sabine Pass Liquefaction, LLC	Sabine Pass Liquefaction, LLC	2013-121-LNG	Long-Term	Japan	Minerva Limnos	Sabine Pass, Louisiana	3,583,495	
8/29/2023	Sabine Pass Liquefaction, LLC	Sabine Pass Liquefaction, LLC	2013-121-LNG	Long-Term	Netherlands	Stena Crystal Sky	Sabine Pass, Louisiana	3,688,307	
8/30/2023	Sabine Pass Liquefaction, LLC	Sabine Pass Liquefaction, LLC	2013-121-LNG	Long-Term	Taiwan	Cobia LNG	Sabine Pass, Louisiana	3,657,272	
8/31/2023	Sabine Pass Liquefaction, LLC	Sabine Pass Liquefaction, LLC	2013-121-LNG	Long-Term	Netherlands	Ribera del Duero Knutsen	Sabine Pass, Louisiana	3,692,925	
8/31/2023	Sabine Pass Liquefaction, LLC	Sabine Pass Liquefaction, LLC	2013-121-LNG	Long-Term	Chile	Huelva Knutsen	Sabine Pass, Louisiana	3,065,017	
<b>TOTAL Exports of LNG from Sabine Pass</b>								<b>968,366,954</b>	

[S] **Spot** – a one-time transaction for near-term delivery of a specific quantity of LNG at a specific location. Spot cargos could be included in either long-term or short-term authorized types.

[\*] **Split cargo** – a single shipment of LNG where portions of the cargo have different transactional characteristics. For instance, a single cargo can have more than one buyer, supplier, price, unloading port, loading port, or DOE authorization.

[C] **Commissioning cargo** – pre-commercial cargo loaded while export facility operations are still undergoing final testing and inspection. Commissioning cargos may occur multiple times for the same facility as individual LNG trains enter service.

Countries of destination are current as of publication date. Any updates to countries of destination reported will be published in the next scheduled *LNG Monthly*.

**VESSEL-BORNE EXPORTS OF DOMESTICALLY-PRODUCED LIQUEFIED NATURAL GAS (LNG)**

Table 2a(ii)

Date of Departure	Name of Exporter	Supplier	Docket Number	Docket Term	Country of Destination	Name of Tanker	Departure Terminal	Volume (Mcf of Natural Gas)	Notes
1/6/2023	Cove Point LNG, LP	ST Cove Point LLC	2011-128-LNG	Long-Term	Japan	Energy Liberty	Cove Point, Maryland	3,486,034	
1/11/2023	Cove Point LNG, LP	GAIL Global (USA) LNG LLC	2011-128-LNG	Long-Term	Greece	Maran Gas Mystras	Cove Point, Maryland	3,206,942	
1/19/2023	Cove Point LNG, LP	ST Cove Point LLC	2011-128-LNG	Long-Term	Netherlands	Energy Universe	Cove Point, Maryland	3,440,802	
1/22/2023	Cove Point LNG, LP	GAIL Global (USA) LNG LLC	2011-128-LNG	Long-Term	India	Gail Bhuwan	Cove Point, Maryland	3,797,069	
1/27/2023	Cove Point LNG, LP	GAIL Global (USA) LNG LLC	2011-115-LNG	Long-Term	Mexico	Golar Ice	Cove Point, Maryland	3,219,055	
1/28/2023	Cove Point LNG, LP	ST Cove Point LLC	2011-128-LNG	Long-Term	Germany	BW Pavilion Aranthera	Cove Point, Maryland	3,641,378	
2/5/2023	Cove Point LNG, LP	GAIL Global (USA) LNG LLC	2011-128-LNG	Long-Term	Turkiye	BW Lesmes	Cove Point, Maryland	3,215,017	
2/6/2023	Cove Point LNG, LP	ST Cove Point LLC	2011-128-LNG	Long-Term	Japan	LNG Fukurokuju	Cove Point, Maryland	3,442,532	
2/15/2023	Cove Point LNG, LP	GAIL Global (USA) LNG LLC	2011-128-LNG	Long-Term	India	Castillo de Santisteban	Cove Point, Maryland	3,656,600	
2/16/2023	Cove Point LNG, LP	ST Cove Point LLC	2011-128-LNG	Long-Term	Japan	Energy Glory	Cove Point, Maryland	3,470,739	
2/24/2023	Cove Point LNG, LP	GAIL Global (USA) LNG LLC	2011-128-LNG	Long-Term	Netherlands	Dorado LNG	Cove Point, Maryland	3,357,401	
2/27/2023	Cove Point LNG, LP	BP Energy Company	2011-128-LNG	Short-Term	Argentina	Golar Ice	Cove Point, Maryland	2,287,060	
3/1/2023	Cove Point LNG, LP	ST Cove Point LLC	2011-128-LNG	Long-Term	Japan	Maran Gas Vergina	Cove Point, Maryland	3,638,522	
3/8/2023	Cove Point LNG, LP	GAIL Global (USA) LNG LLC	2011-128-LNG	Long-Term	India	Gail Bhuwan	Cove Point, Maryland	3,810,394	
3/11/2023	Cove Point LNG, LP	ST Cove Point LLC	2011-128-LNG	Long-Term	Japan	Energy Innovator	Cove Point, Maryland	3,459,383	
3/16/2023	Cove Point LNG, LP	GAIL Global (USA) LNG LLC	2011-128-LNG	Long-Term	United Kingdom	Flex Artemis	Cove Point, Maryland	3,216,920	
3/18/2023	Cove Point LNG, LP	Pacific Summit Energy LLC	2011-128-LNG	Short-Term	Spain	Stena Blue Sky	Cove Point, Maryland	2,879,687	
3/22/2023	Cove Point LNG, LP	ST Cove Point LLC	2011-128-LNG	Long-Term	Japan	Energy Liberty	Cove Point, Maryland	3,461,385	
3/26/2023	Cove Point LNG, LP	GAIL Global (USA) LNG LLC	2011-128-LNG	Long-Term	United Kingdom	Dorado LNG	Cove Point, Maryland	3,656,416	
3/31/2023	Cove Point LNG, LP	ST Cove Point LLC	2011-128-LNG	Long-Term	Germany	Gui Ying	Cove Point, Maryland	3,635,843	
4/5/2023	Cove Point LNG, LP	GAIL Global (USA) LNG LLC	2011-128-LNG	Long-Term	India	Castillo de Santisteban	Cove Point, Maryland	3,674,949	
4/11/2023	Cove Point LNG, LP	ST Cove Point LLC	2011-128-LNG	Long-Term	Spain	Energy Universe	Cove Point, Maryland	3,472,593	
4/15/2023	Cove Point LNG, LP	GAIL Global (USA) LNG LLC	2011-128-LNG	Long-Term	Spain	Vivit Arabia	Cove Point, Maryland	3,218,038	
4/22/2023	Cove Point LNG, LP	ST Cove Point LLC	2011-128-LNG	Long-Term	Germany	LNG Sakura	Cove Point, Maryland	3,748,574	
4/25/2023	Cove Point LNG, LP	Pacific Summit Energy LLC	2011-128-LNG	Short-Term	Portugal	Energy Endeavour	Cove Point, Maryland	1,039,292	
4/26/2023	Cove Point LNG, LP	GAIL Global (USA) LNG LLC	2011-128-LNG	Long-Term	India	Dorado LNG	Cove Point, Maryland	3,662,715	
5/2/2023	Cove Point LNG, LP	ST Cove Point LLC	2011-128-LNG	Long-Term	Japan	Energy Glory	Cove Point, Maryland	3,461,634	
5/3/2023	Cove Point LNG, LP	GAIL Global (USA) LNG LLC	2011-128-LNG	Long-Term	Germany	Energy Universe	Cove Point, Maryland	3,310,019	
5/6/2023	Cove Point LNG, LP	ST Cove Point LLC	2011-128-LNG	Long-Term	Lithuania	Cool Runner	Cove Point, Maryland	1,017,835	[*]
5/6/2023	Cove Point LNG, LP	PACIFIC SUMMIT ENERGY LLC	2011-128-LNG	Short-Term	Lithuania	Cool Runner	Cove Point, Maryland	2,353,318	[*]
5/11/2023	Cove Point LNG, LP	GAIL Global (USA) LNG LLC	2011-128-LNG	Long-Term	Greece	Gaslog Seattle	Cove Point, Maryland	920,291	[*]
5/11/2023	Cove Point LNG, LP	GAIL Global (USA) LNG LLC	2011-128-LNG	Long-Term	Argentina	Gaslog Seattle	Cove Point, Maryland	2,290,800	[*]
5/14/2023	Cove Point LNG, LP	ST Cove Point LLC	2011-128-LNG	Long-Term	Japan	Maran Gas Vergina	Cove Point, Maryland	3,645,274	
5/22/2023	Cove Point LNG, LP	GAIL Global (USA) LNG LLC	2011-128-LNG	Long-Term	Italy	Grace Dahlia	Cove Point, Maryland	3,499,473	
5/23/2023	Cove Point LNG, LP	ST Cove Point LLC	2011-128-LNG	Long-Term	Japan	Energy Innovator	Cove Point, Maryland	3,474,188	
5/26/2023	Cove Point LNG, LP	ST Cove Point LLC	2011-128-LNG	Long-Term	Germany	Seapeak Marib	Cove Point, Maryland	1,488,505	[*]
5/26/2023	Cove Point LNG, LP	PACIFIC SUMMIT ENERGY LLC	2011-128-LNG	Short-Term	Germany	Seapeak Marib	Cove Point, Maryland	804,324	[*]
6/2/2023	Cove Point LNG, LP	GAIL Global (USA) LNG LLC	2011-128-LNG	Long-Term	India	Grace Emilia	Cove Point, Maryland	3,624,527	
6/6/2023	Cove Point LNG, LP	ST Cove Point LLC	2011-128-LNG	Long-Term	Japan	Gui Ying	Cove Point, Maryland	3,631,528	
6/8/2023	Cove Point LNG, LP	ST Cove Point LLC	2011-128-LNG	Long-Term	Spain	Cool Runner	Cove Point, Maryland	1,659,001	
6/11/2023	Cove Point LNG, LP	GAIL Global (USA) LNG LLC	2011-128-LNG	Long-Term	India	Gail Bhuwan	Cove Point, Maryland	3,791,070	
6/17/2023	Cove Point LNG, LP	ST Cove Point LLC	2011-128-LNG	Long-Term	Japan	Energy Liberty	Cove Point, Maryland	3,465,539	
6/24/2023	Cove Point LNG, LP	GAIL Global (USA) LNG LLC	2011-128-LNG	Long-Term	Kuwait	Hoegh Gandria	Cove Point, Maryland	3,359,715	
6/29/2023	Cove Point LNG, LP	ST Cove Point LLC	2011-128-LNG	Long-Term	Netherlands	LNG Sakura	Cove Point, Maryland	3,721,418	
7/3/2023	Cove Point LNG, LP	GAIL Global (USA) LNG LLC	2011-128-LNG	Long-Term	India	Orion Bohemia	Cove Point, Maryland	3,597,153	

[S] Spot – a one-time transaction for near-term delivery of a specific quantity of LNG at a specific location. Spot cargos could be included in either long-term or short-term authorized types.

[\*] Split cargo – a single shipment of LNG where portions of the cargo have different transactional characteristics. For instance, a single cargo can have more than one buyer, supplier, price, unloading port, loading port, or DOE authorization.

[C] Commissioning cargo – pre-commercial cargo loaded while export facility operations are still undergoing final testing and inspection. Commissioning cargos may occur multiple times for the same facility as individual LNG trains enter service.

Countries of destination are current as of publication date. Any updates to countries of destination reported will be published in the next scheduled LNG Monthly.

## VESSEL-BORNE EXPORTS OF DOMESTICALLY-PRODUCED LIQUEFIED NATURAL GAS (LNG)

Table 2a(ii)

Date of Departure	Name of Exporter	Supplier	Docket Number	Docket Term	Country of Destination	Name of Tanker	Departure Terminal	Volume (Mcf of Natural Gas)	Notes
7/9/2023	Cove Point LNG, LP	ST Cove Point LLC	2011-128-LNG	Long-Term	Japan	Energy Glory	Cove Point, Maryland	3,467,722	
7/12/2023	Cove Point LNG, LP	ST Cove Point LLC	2011-128-LNG	Long-Term	Argentina	Kool Ice	Cove Point, Maryland	2,384,589	
7/17/2023	Cove Point LNG, LP	GAIL Global (USA) LNG LLC	2011-128-LNG	Long-Term	India	Grace Emilia	Cove Point, Maryland	3,633,482	
7/19/2023	Cove Point LNG, LP	ST Cove Point LLC	2011-128-LNG	Long-Term	Germany	Energy Universe	Cove Point, Maryland	3,485,217	
7/25/2023	Cove Point LNG, LP	GAIL Global (USA) LNG LLC	2011-128-LNG	Long-Term	India	Kool Blizzard	Cove Point, Maryland	3,358,971	
8/1/2023	Cove Point LNG, LP	ST Cove Point LLC	2011-128-LNG	Long-Term	Netherlands	Maran Gas Vergina	Cove Point, Maryland	3,635,383	
8/6/2023	Cove Point LNG, LP	GAIL Global (USA) LNG LLC	2011-128-LNG	Long-Term	India	Gail Bhuwan	Cove Point, Maryland	3,503,340	
8/11/2023	Cove Point LNG, LP	ST Cove Point LLC	2011-128-LNG	Long-Term	Spain	Cool Rover	Cove Point, Maryland	1,043,444	
8/13/2023	Cove Point LNG, LP	ST Cove Point LLC	2011-128-LNG	Long-Term	Netherlands	Gui Ying	Cove Point, Maryland	3,655,039	
8/15/2023	Cove Point LNG, LP	GAIL Global (USA) LNG LLC	2011-128-LNG	Long-Term	India	Hoegh Gandria	Cove Point, Maryland	3,385,309	
8/22/2023	Cove Point LNG, LP	ST Cove Point LLC	2011-128-LNG	Long-Term	Japan	Energy Innovator	Cove Point, Maryland	3,477,291	
8/26/2023	Cove Point LNG, LP	GAIL Global (USA) LNG LLC	2011-128-LNG	Long-Term	France	Maran Gas Apollonia	Cove Point, Maryland	3,234,522	
<b>TOTAL Exports of LNG from Cove Point</b>								<b>178,175,261</b>	

[S] **Spot** – a one-time transaction for near-term delivery of a specific quantity of LNG at a specific location. Spot cargos could be included in either long-term or short-term authorized types.

[\*] **Split cargo** – a single shipment of LNG where portions of the cargo have different transactional characteristics. For instance, a single cargo can have more than one buyer, supplier, price, unloading port, loading port, or DOE authorization.

[C] **Commissioning cargo** – pre-commercial cargo loaded while export facility operations are still undergoing final testing and inspection. Commissioning cargos may occur multiple times for the same facility as individual LNG trains enter service.

Countries of destination are current as of publication date. Any updates to countries of destination reported will be published in the next scheduled *LNG Monthly*.

**VESSEL-BORNE EXPORTS OF DOMESTICALLY-PRODUCED LIQUEFIED NATURAL GAS (LNG)**

Table 2a(iii)

Date of Departure	Name of Exporter	Supplier	Docket Number	Docket Term	Country of Destination	Name of Tanker	Departure Terminal	Volume (Mcf of Natural Gas)	Notes
1/3/2023	Cheniere Marketing, LLC and Corpus Christi Liquefaction, LLC	Corpus Christi Liquefaction, LLC	2012-97-LNG	Long-Term	Spain	Adriano Knutsen	Corpus Christi, Texas	3,735,782	
1/4/2023	Cheniere Marketing, LLC and Corpus Christi Liquefaction, LLC	Corpus Christi Liquefaction, LLC	2012-97-LNG	Long-Term	France	Gaslog Wales	Corpus Christi, Texas	3,694,319	
1/5/2023	Cheniere Marketing, LLC and Corpus Christi Liquefaction, LLC	Corpus Christi Liquefaction, LLC	2012-97-LNG	Long-Term	Portugal	Cool Discoverer	Corpus Christi, Texas	3,520,445	
1/7/2023	Cheniere Marketing, LLC and Corpus Christi Liquefaction, LLC	Corpus Christi Liquefaction, LLC	2012-97-LNG	Long-Term	Turkiye	Gaslog Galveston	Corpus Christi, Texas	3,596,931	
1/9/2023	Cheniere Marketing, LLC and Corpus Christi Liquefaction, LLC	Corpus Christi Liquefaction, LLC	2012-97-LNG	Long-Term	China	Celsius Charlotte	Corpus Christi, Texas	3,805,754	
1/10/2023	Cheniere Marketing, LLC and Corpus Christi Liquefaction, LLC	Corpus Christi Liquefaction, LLC	2012-97-LNG	Long-Term	Poland	Flex Endeavor	Corpus Christi, Texas	2,718,618	
1/12/2023	Cheniere Marketing, LLC and Corpus Christi Liquefaction, LLC	Corpus Christi Liquefaction, LLC	2012-99-LNG	Long-Term	Panama	Point Fortin	Corpus Christi, Texas	2,575,338	[*]
1/12/2023	Cheniere Marketing, LLC and Corpus Christi Liquefaction, LLC	Corpus Christi Liquefaction, LLC	2012-99-LNG	Long-Term	Dominican Republic	Point Fortin	Corpus Christi, Texas	668,202	[*]
1/13/2023	Cheniere Marketing, LLC and Corpus Christi Liquefaction, LLC	Corpus Christi Liquefaction, LLC	2012-97-LNG	Long-Term	Netherlands	La Mancha Knutsen	Corpus Christi, Texas	3,677,040	
1/14/2023	Cheniere Marketing, LLC and Corpus Christi Liquefaction, LLC	Corpus Christi Liquefaction, LLC	2012-97-LNG	Long-Term	Belgium	Adamastos	Corpus Christi, Texas	3,640,426	
1/16/2023	Cheniere Marketing, LLC and Corpus Christi Liquefaction, LLC	Corpus Christi Liquefaction, LLC	2012-97-LNG	Long-Term	Italy	Traiano Knutsen	Corpus Christi, Texas	3,497,340	
1/18/2023	Cheniere Marketing, LLC and Corpus Christi Liquefaction, LLC	Corpus Christi Liquefaction, LLC	2012-99-LNG	Long-Term	South Korea	Maran Gas Amorgos	Corpus Christi, Texas	3,535,353	
1/19/2023	Cheniere Marketing, LLC and Corpus Christi Liquefaction, LLC	Corpus Christi Liquefaction, LLC	2012-97-LNG	Long-Term	Netherlands	Woodside Rees Withers	Corpus Christi, Texas	3,684,715	
1/21/2023	Cheniere Marketing, LLC and Corpus Christi Liquefaction, LLC	Corpus Christi Liquefaction, LLC	2012-97-LNG	Long-Term	China	BW Pavilion Leeara	Corpus Christi, Texas	3,428,237	
1/23/2023	Cheniere Marketing, LLC and Corpus Christi Liquefaction, LLC	Corpus Christi Liquefaction, LLC	2012-97-LNG	Long-Term	China	Bonito LNG	Corpus Christi, Texas	3,449,218	
1/24/2023	Cheniere Marketing, LLC and Corpus Christi Liquefaction, LLC	Corpus Christi Liquefaction, LLC	2012-97-LNG	Long-Term	United Kingdom	LNG Endurance	Corpus Christi, Texas	3,201,649	
1/25/2023	Cheniere Marketing, LLC and Corpus Christi Liquefaction, LLC	Corpus Christi Liquefaction, LLC	2012-97-LNG	Long-Term	Lithuania	Cobia LNG	Corpus Christi, Texas	3,311,616	
1/27/2023	Cheniere Marketing, LLC and Corpus Christi Liquefaction, LLC	Corpus Christi Liquefaction, LLC	2012-97-LNG	Long-Term	Netherlands	Rioja Knutsen	Corpus Christi, Texas	3,096,858	
1/29/2023	Cheniere Marketing, LLC and Corpus Christi Liquefaction, LLC	Corpus Christi Liquefaction, LLC	2012-97-LNG	Long-Term	Spain	Gaslog Warsaw	Corpus Christi, Texas	3,730,278	
2/2/2023	Cheniere Marketing, LLC and Corpus Christi Liquefaction, LLC	Corpus Christi Liquefaction, LLC	2012-97-LNG	Long-Term	Croatia	Stena Blue Sky	Corpus Christi, Texas	3,118,104	
2/3/2023	Cheniere Marketing, LLC and Corpus Christi Liquefaction, LLC	Corpus Christi Liquefaction, LLC	2012-97-LNG	Long-Term	United Kingdom	Maran Gas Posidonia	Corpus Christi, Texas	3,451,317	
2/4/2023	Cheniere Marketing, LLC and Corpus Christi Liquefaction, LLC	Corpus Christi Liquefaction, LLC	2012-99-LNG	Long-Term	South Korea	Al Saffiya	Corpus Christi, Texas	4,454,489	
2/4/2023	Cheniere Marketing, LLC and Corpus Christi Liquefaction, LLC	Corpus Christi Liquefaction, LLC	2012-97-LNG	Long-Term	United Kingdom	LNG Abuja II	Corpus Christi, Texas	3,704,048	
2/6/2023	Cheniere Marketing, LLC and Corpus Christi Liquefaction, LLC	Corpus Christi Liquefaction, LLC	2012-97-LNG	Long-Term	Portugal	Energy Atlantic	Corpus Christi, Texas	3,192,347	
2/7/2023	Cheniere Marketing, LLC and Corpus Christi Liquefaction, LLC	Corpus Christi Liquefaction, LLC	2012-97-LNG	Long-Term	France	Elisa Larus	Corpus Christi, Texas	3,691,054	

[S] Spot – a one-time transaction for near-term delivery of a specific quantity of LNG at a specific location. Spot cargos could be included in either long-term or short-term authorized types.

[\*] Split cargo – a single shipment of LNG where portions of the cargo have different transactional characteristics. For instance, a single cargo can have more than one buyer, supplier, price, unloading port, loading port, or DOE authorization.

[C] Commissioning cargo – pre-commercial cargo loaded while export facility operations are still undergoing final testing and inspection. Commissioning cargos may occur multiple times for the same facility as individual LNG trains enter service.

Countries of destination are current as of publication date. Any updates to countries of destination reported will be published in the next scheduled LNG Monthly.



**VESSEL-BORNE EXPORTS OF DOMESTICALLY-PRODUCED LIQUEFIED NATURAL GAS (LNG)**

Table 2a(iii)

Date of Departure	Name of Exporter	Supplier	Docket Number	Docket Term	Country of Destination	Name of Tanker	Departure Terminal	Volume (Mcf of Natural Gas)	Notes
2/9/2023	Cheniere Marketing, LLC and Corpus Christi Liquefaction, LLC	Corpus Christi Liquefaction, LLC	2012-97-LNG	Long-Term	Spain	BW Tulip	Corpus Christi, Texas	3,198,145	
2/11/2023	Cheniere Marketing, LLC and Corpus Christi Liquefaction, LLC	Corpus Christi Liquefaction, LLC	2012-97-LNG	Long-Term	Netherlands	Adriano Knutsen	Corpus Christi, Texas	3,721,946	
2/13/2023	Cheniere Marketing, LLC and Corpus Christi Liquefaction, LLC	Corpus Christi Liquefaction, LLC	2012-97-LNG	Long-Term	Taiwan	Flex Endeavor	Corpus Christi, Texas	3,540,663	
2/15/2023	Cheniere Marketing, LLC and Corpus Christi Liquefaction, LLC	Corpus Christi Liquefaction, LLC	2012-97-LNG	Long-Term	United Kingdom	Ribera del Duero Knutsen	Corpus Christi, Texas	3,629,721	
2/17/2023	Cheniere Marketing, LLC and Corpus Christi Liquefaction, LLC	Corpus Christi Liquefaction, LLC	2012-97-LNG	Long-Term	France	Rias Baixas Knutsen	Corpus Christi, Texas	3,688,652	
2/18/2023	Cheniere Marketing, LLC and Corpus Christi Liquefaction, LLC	Corpus Christi Liquefaction, LLC	2012-97-LNG	Long-Term	United Kingdom	Woodside Rees Withers	Corpus Christi, Texas	3,685,752	
2/20/2023	Cheniere Marketing, LLC and Corpus Christi Liquefaction, LLC	Corpus Christi Liquefaction, LLC	2012-97-LNG	Long-Term	Taiwan	Fuji LNG	Corpus Christi, Texas	3,016,353	
2/21/2023	Cheniere Marketing, LLC and Corpus Christi Liquefaction, LLC	Corpus Christi Liquefaction, LLC	2012-97-LNG	Long-Term	Netherlands	Adamastos	Corpus Christi, Texas	3,588,188	
2/22/2023	Cheniere Marketing, LLC and Corpus Christi Liquefaction, LLC	Corpus Christi Liquefaction, LLC	2012-97-LNG	Long-Term	France	Maran Gas Alexandria	Corpus Christi, Texas	3,189,376	
2/24/2023	Cheniere Marketing, LLC and Corpus Christi Liquefaction, LLC	Corpus Christi Liquefaction, LLC	2012-97-LNG	Long-Term	United Kingdom	Celsius Carolina	Corpus Christi, Texas	3,858,705	
2/26/2023	Cheniere Marketing, LLC and Corpus Christi Liquefaction, LLC	Corpus Christi Liquefaction, LLC	2012-97-LNG	Long-Term	United Kingdom	Hellas Athina	Corpus Christi, Texas	3,699,101	
2/28/2023	Cheniere Marketing, LLC and Corpus Christi Liquefaction, LLC	Corpus Christi Liquefaction, LLC	2012-97-LNG	Long-Term	Italy	Amberjack LNG	Corpus Christi, Texas	3,685,990	
3/1/2023	Cheniere Marketing, LLC and Corpus Christi Liquefaction, LLC	Corpus Christi Liquefaction, LLC	2012-97-LNG	Long-Term	Netherlands	Rioja Knutsen	Corpus Christi, Texas	3,703,807	
3/3/2023	Cheniere Marketing, LLC and Corpus Christi Liquefaction, LLC	Corpus Christi Liquefaction, LLC	2012-97-LNG	Long-Term	Spain	Gaslog Warsaw	Corpus Christi, Texas	3,729,965	
3/5/2023	Cheniere Marketing, LLC and Corpus Christi Liquefaction, LLC	Corpus Christi Liquefaction, LLC	2012-99-LNG	Long-Term	Panama	Point Fortin	Corpus Christi, Texas	3,208,643	
3/6/2023	Cheniere Marketing, LLC and Corpus Christi Liquefaction, LLC	Corpus Christi Liquefaction, LLC	2012-97-LNG	Long-Term	Spain	Maran Gas Posidonia	Corpus Christi, Texas	3,442,345	
3/8/2023	Cheniere Marketing, LLC and Corpus Christi Liquefaction, LLC	Corpus Christi Liquefaction, LLC	2012-97-LNG	Long-Term	Portugal	Energy Atlantic	Corpus Christi, Texas	3,196,657	
3/10/2023	Cheniere Marketing, LLC and Corpus Christi Liquefaction, LLC	Corpus Christi Liquefaction, LLC	2012-97-LNG	Long-Term	Taiwan	Asklipios	Corpus Christi, Texas	3,664,297	
3/11/2023	Cheniere Marketing, LLC and Corpus Christi Liquefaction, LLC	Corpus Christi Liquefaction, LLC	2012-97-LNG	Long-Term	France	Elisa Larus	Corpus Christi, Texas	3,691,316	
3/13/2023	Cheniere Marketing, LLC and Corpus Christi Liquefaction, LLC	Corpus Christi Liquefaction, LLC	2012-97-LNG	Long-Term	Spain	Adriano Knutsen	Corpus Christi, Texas	3,496,403	
3/15/2023	Cheniere Marketing, LLC and Corpus Christi Liquefaction, LLC	Corpus Christi Liquefaction, LLC	2012-97-LNG	Long-Term	Spain	BW Pavilion Aranthera	Corpus Christi, Texas	3,110,977	
3/16/2023	Cheniere Marketing, LLC and Corpus Christi Liquefaction, LLC	Corpus Christi Liquefaction, LLC	2012-97-LNG	Long-Term	United Kingdom	Tenergy	Corpus Christi, Texas	3,697,387	
3/18/2023	Cheniere Marketing, LLC and Corpus Christi Liquefaction, LLC	Corpus Christi Liquefaction, LLC	2012-99-LNG	Long-Term	Chile	Ribera del Duero Knutsen	Corpus Christi, Texas	3,545,678	
3/20/2023	Cheniere Marketing, LLC and Corpus Christi Liquefaction, LLC	Corpus Christi Liquefaction, LLC	2012-97-LNG	Long-Term	Netherlands	Woodside Rees Withers	Corpus Christi, Texas	3,694,957	
3/21/2023	Cheniere Marketing, LLC and Corpus Christi Liquefaction, LLC	Corpus Christi Liquefaction, LLC	2012-97-LNG	Long-Term	Poland	ARISTARCHOS	Corpus Christi, Texas	3,573,410	

[S] Spot – a one-time transaction for near-term delivery of a specific quantity of LNG at a specific location. Spot cargos could be included in either long-term or short-term authorized types.

[\*] Split cargo – a single shipment of LNG where portions of the cargo have different transactional characteristics. For instance, a single cargo can have more than one buyer, supplier, price, unloading port, loading port, or DOE authorization.

[C] Commissioning cargo – pre-commercial cargo loaded while export facility operations are still undergoing final testing and inspection. Commissioning cargos may occur multiple times for the same facility as individual LNG trains enter service.

Countries of destination are current as of publication date. Any updates to countries of destination reported will be published in the next scheduled *LNG Monthly*.

**VESSEL-BORNE EXPORTS OF DOMESTICALLY-PRODUCED LIQUEFIED NATURAL GAS (LNG)**

Table 2a(iii)

Date of Departure	Name of Exporter	Supplier	Docket Number	Docket Term	Country of Destination	Name of Tanker	Departure Terminal	Volume (Mcf of Natural Gas)	Notes
3/23/2023	Cheniere Marketing, LLC and Corpus Christi Liquefaction, LLC	Corpus Christi Liquefaction, LLC	2012-99-LNG	Long-Term	Chile	Gaslog Winchester	Corpus Christi, Texas	3,725,570	
3/25/2023	Cheniere Marketing, LLC and Corpus Christi Liquefaction, LLC	Corpus Christi Liquefaction, LLC	2012-97-LNG	Long-Term	Finland	Solaris	Corpus Christi, Texas	3,218,721	[*]
3/25/2023	Cheniere Marketing, LLC and Corpus Christi Liquefaction, LLC	Corpus Christi Liquefaction, LLC	2012-97-LNG	Long-Term	Belgium	Solaris	Corpus Christi, Texas	388,753	[*]
3/28/2023	Cheniere Marketing, LLC and Corpus Christi Liquefaction, LLC	Corpus Christi Liquefaction, LLC	2012-97-LNG	Long-Term	Netherlands	Adamastos	Corpus Christi, Texas	3,595,011	
3/28/2023	Cheniere Marketing, LLC and Corpus Christi Liquefaction, LLC	Corpus Christi Liquefaction, LLC	2012-97-LNG	Long-Term	France	Clean Cajun	Corpus Christi, Texas	3,793,838	
3/30/2023	Cheniere Marketing, LLC and Corpus Christi Liquefaction, LLC	Corpus Christi Liquefaction, LLC	2012-97-LNG	Long-Term	United Kingdom	Gaslog Sydney	Corpus Christi, Texas	3,320,479	
3/31/2023	Cheniere Marketing, LLC and Corpus Christi Liquefaction, LLC	Corpus Christi Liquefaction, LLC	2012-97-LNG	Long-Term	Spain	Traiano Knutsen	Corpus Christi, Texas	3,732,240	
4/2/2023	Cheniere Marketing, LLC and Corpus Christi Liquefaction, LLC	Corpus Christi Liquefaction, LLC	2012-97-LNG	Long-Term	Kuwait	Celsius Carolina	Corpus Christi, Texas	3,706,942	
4/4/2023	Cheniere Marketing, LLC and Corpus Christi Liquefaction, LLC	Corpus Christi Liquefaction, LLC	2012-97-LNG	Long-Term	Poland	Celsius Charlotte	Corpus Christi, Texas	3,629,335	
4/6/2023	Cheniere Marketing, LLC and Corpus Christi Liquefaction, LLC	Corpus Christi Liquefaction, LLC	2012-97-LNG	Long-Term	United Kingdom	Point Fortin	Corpus Christi, Texas	3,303,724	
4/8/2023	Cheniere Marketing, LLC and Corpus Christi Liquefaction, LLC	Corpus Christi Liquefaction, LLC	2012-97-LNG	Long-Term	Portugal	Energy Atlantic	Corpus Christi, Texas	3,197,265	
4/10/2023	Cheniere Marketing, LLC and Corpus Christi Liquefaction, LLC	Corpus Christi Liquefaction, LLC	2012-97-LNG	Long-Term	Italy	Gaslog Warsaw	Corpus Christi, Texas	3,497,659	
4/13/2023	Cheniere Marketing, LLC and Corpus Christi Liquefaction, LLC	Corpus Christi Liquefaction, LLC	2012-97-LNG	Long-Term	France	Elisa Larus	Corpus Christi, Texas	3,692,251	
4/14/2023	Cheniere Marketing, LLC and Corpus Christi Liquefaction, LLC	Corpus Christi Liquefaction, LLC	2012-97-LNG	Long-Term	Netherlands	BW Pavilion Aranthera	Corpus Christi, Texas	3,643,131	
4/16/2023	Cheniere Marketing, LLC and Corpus Christi Liquefaction, LLC	Corpus Christi Liquefaction, LLC	2012-97-LNG	Long-Term	France	Castillo De Merida	Corpus Christi, Texas	3,153,493	
4/18/2023	Cheniere Marketing, LLC and Corpus Christi Liquefaction, LLC	Corpus Christi Liquefaction, LLC	2012-97-LNG	Long-Term	Netherlands	Woodside Rees Withers	Corpus Christi, Texas	3,690,548	
4/19/2023	Cheniere Marketing, LLC and Corpus Christi Liquefaction, LLC	Corpus Christi Liquefaction, LLC	2012-97-LNG	Long-Term	United Kingdom	Tenergy	Corpus Christi, Texas	3,699,379	
4/21/2023	Cheniere Marketing, LLC and Corpus Christi Liquefaction, LLC	Corpus Christi Liquefaction, LLC	2012-97-LNG	Long-Term	Taiwan	Celsius Canberra	Corpus Christi, Texas	3,675,781	
4/23/2023	Cheniere Marketing, LLC and Corpus Christi Liquefaction, LLC	Corpus Christi Liquefaction, LLC	2012-97-LNG	Long-Term	Turkiye	LNG Abuja II	Corpus Christi, Texas	3,011,571	
4/24/2023	Cheniere Marketing, LLC and Corpus Christi Liquefaction, LLC	Corpus Christi Liquefaction, LLC	2012-97-LNG	Long-Term	Italy	Gaslog Windsor	Corpus Christi, Texas	3,251,451	
4/26/2023	Cheniere Marketing, LLC and Corpus Christi Liquefaction, LLC	Corpus Christi Liquefaction, LLC	2012-97-LNG	Long-Term	Taiwan	Stena Blue Sky	Corpus Christi, Texas	3,119,417	
4/28/2023	Cheniere Marketing, LLC and Corpus Christi Liquefaction, LLC	Corpus Christi Liquefaction, LLC	2012-97-LNG	Long-Term	Netherlands	Adamastos	Corpus Christi, Texas	3,594,596	
4/30/2023	Cheniere Marketing, LLC and Corpus Christi Liquefaction, LLC	Corpus Christi Liquefaction, LLC	2012-97-LNG	Long-Term	Netherlands	British Contributor	Corpus Christi, Texas	3,684,351	
5/2/2023	Cheniere Marketing, LLC and Corpus Christi Liquefaction, LLC	Corpus Christi Liquefaction, LLC	2012-97-LNG	Long-Term	Portugal	Traiano Knutsen	Corpus Christi, Texas	3,730,005	
5/4/2023	Cheniere Marketing, LLC and Corpus Christi Liquefaction, LLC	Corpus Christi Liquefaction, LLC	2012-97-LNG	Long-Term	United Kingdom	Rioja Knutsen	Corpus Christi, Texas	3,748,803	

[S] Spot – a one-time transaction for near-term delivery of a specific quantity of LNG at a specific location. Spot cargos could be included in either long-term or short-term authorized types.  
 [\*] Split cargo – a single shipment of LNG where portions of the cargo have different transactional characteristics. For instance, a single cargo can have more than one buyer, supplier, price, unloading port, loading port, or DOE authorization.  
 [C] Commissioning cargo – pre-commercial cargo loaded while export facility operations are still undergoing final testing and inspection. Commissioning cargos may occur multiple times for the same facility as individual LNG trains enter service.  
 Countries of destination are current as of publication date. Any updates to countries of destination reported will be published in the next scheduled LNG Monthly.

**VESSEL-BORNE EXPORTS OF DOMESTICALLY-PRODUCED LIQUEFIED NATURAL GAS (LNG)**

Table 2a(iii)

Date of Departure	Name of Exporter	Supplier	Docket Number	Docket Term	Country of Destination	Name of Tanker	Departure Terminal	Volume (Mcf of Natural Gas)	Notes
5/5/2023	Cheniere Marketing, LLC and Corpus Christi Liquefaction, LLC	Corpus Christi Liquefaction, LLC	2012-97-LNG	Long-Term	Italy	Maran Gas Alexandria	Corpus Christi, Texas	1,608,266	[*]
5/5/2023	Cheniere Marketing, LLC and Corpus Christi Liquefaction, LLC	Corpus Christi Liquefaction, LLC	2012-97-LNG	Long-Term	France	Maran Gas Alexandria	Corpus Christi, Texas	1,695,627	[*]
5/7/2023	Cheniere Marketing, LLC and Corpus Christi Liquefaction, LLC	Corpus Christi Liquefaction, LLC	2012-99-LNG	Long-Term	Chile	Global Sea Spirit	Corpus Christi, Texas	2,867,938	
5/8/2023	Cheniere Marketing, LLC and Corpus Christi Liquefaction, LLC	Corpus Christi Liquefaction, LLC	2012-97-LNG	Long-Term	Portugal	Cool Discoverer	Corpus Christi, Texas	3,196,370	
5/10/2023	Cheniere Marketing, LLC and Corpus Christi Liquefaction, LLC	Corpus Christi Liquefaction, LLC	2012-97-LNG	Long-Term	France	Gaslog Wales	Corpus Christi, Texas	3,688,759	
5/12/2023	Cheniere Marketing, LLC and Corpus Christi Liquefaction, LLC	Corpus Christi Liquefaction, LLC	2012-97-LNG	Long-Term	France	Hellas Athina	Corpus Christi, Texas	3,598,636	
5/14/2023	Cheniere Marketing, LLC and Corpus Christi Liquefaction, LLC	Corpus Christi Liquefaction, LLC	2012-97-LNG	Long-Term	Italy	Gaslog Warsaw	Corpus Christi, Texas	3,326,092	
5/16/2023	Cheniere Marketing, LLC and Corpus Christi Liquefaction, LLC	Corpus Christi Liquefaction, LLC	2012-97-LNG	Long-Term	Spain	Adriano Knutsen	Corpus Christi, Texas	3,500,944	
5/17/2023	Cheniere Marketing, LLC and Corpus Christi Liquefaction, LLC	Corpus Christi Liquefaction, LLC	2012-97-LNG	Long-Term	Netherlands	Flex Constellation	Corpus Christi, Texas	3,708,556	
5/20/2023	Cheniere Marketing, LLC and Corpus Christi Liquefaction, LLC	Corpus Christi Liquefaction, LLC	2012-97-LNG	Long-Term	Netherlands	Woodside Rees Withers	Corpus Christi, Texas	3,695,633	
5/22/2023	Cheniere Marketing, LLC and Corpus Christi Liquefaction, LLC	Corpus Christi Liquefaction, LLC	2012-97-LNG	Long-Term	Argentina	Cadiz Knutsen	Corpus Christi, Texas	2,117,224	
5/24/2023	Cheniere Marketing, LLC and Corpus Christi Liquefaction, LLC	Corpus Christi Liquefaction, LLC	2012-97-LNG	Long-Term	Poland	Lech Kaczynski	Corpus Christi, Texas	3,206,774	
5/26/2023	Cheniere Marketing, LLC and Corpus Christi Liquefaction, LLC	Corpus Christi Liquefaction, LLC	2012-97-LNG	Long-Term	United Kingdom	Minerva Kalymnos	Corpus Christi, Texas	3,607,887	
5/28/2023	Cheniere Marketing, LLC and Corpus Christi Liquefaction, LLC	Corpus Christi Liquefaction, LLC	2012-97-LNG	Long-Term	Netherlands	Elisa Aquila	Corpus Christi, Texas	3,348,617	
5/30/2023	Cheniere Marketing, LLC and Corpus Christi Liquefaction, LLC	Corpus Christi Liquefaction, LLC	2012-97-LNG	Long-Term	Netherlands	Adamastos	Corpus Christi, Texas	3,596,240	
5/31/2023	Cheniere Marketing, LLC and Corpus Christi Liquefaction, LLC	Corpus Christi Liquefaction, LLC	2012-97-LNG	Long-Term	Portugal	Traiano Knutsen	Corpus Christi, Texas	3,498,061	
6/2/2023	Cheniere Marketing, LLC and Corpus Christi Liquefaction, LLC	Corpus Christi Liquefaction, LLC	2012-97-LNG	Long-Term	France	Global Energy	Corpus Christi, Texas	3,226,671	
6/3/2023	Cheniere Marketing, LLC and Corpus Christi Liquefaction, LLC	Corpus Christi Liquefaction, LLC	2012-97-LNG	Long-Term	Taiwan	Golar Maria	Corpus Christi, Texas	3,090,471	
6/5/2023	Cheniere Marketing, LLC and Corpus Christi Liquefaction, LLC	Corpus Christi Liquefaction, LLC	2012-97-LNG	Long-Term	Italy	LNG Alliance	Corpus Christi, Texas	3,202,348	
6/7/2023	Cheniere Marketing, LLC and Corpus Christi Liquefaction, LLC	Corpus Christi Liquefaction, LLC	2012-97-LNG	Long-Term	Portugal	Cool Discoverer	Corpus Christi, Texas	3,193,839	
6/9/2023	Cheniere Marketing, LLC and Corpus Christi Liquefaction, LLC	Corpus Christi Liquefaction, LLC	2012-97-LNG	Long-Term	Netherlands	Rioja Knutsen	Corpus Christi, Texas	3,709,409	
6/10/2023	Cheniere Marketing, LLC and Corpus Christi Liquefaction, LLC	Corpus Christi Liquefaction, LLC	2012-97-LNG	Long-Term	France	Sohshu Maru	Corpus Christi, Texas	3,686,128	
6/12/2023	Cheniere Marketing, LLC and Corpus Christi Liquefaction, LLC	Corpus Christi Liquefaction, LLC	2012-97-LNG	Long-Term	Taiwan	Celsius Charlotte	Corpus Christi, Texas	3,757,048	
6/14/2023	Cheniere Marketing, LLC and Corpus Christi Liquefaction, LLC	Corpus Christi Liquefaction, LLC	2012-99-LNG	Long-Term	Singapore	Rias Baixas Knutsen	Corpus Christi, Texas	3,517,459	
6/15/2023	Cheniere Marketing, LLC and Corpus Christi Liquefaction, LLC	Corpus Christi Liquefaction, LLC	2012-97-LNG	Long-Term	Spain	Adriano Knutsen	Corpus Christi, Texas	3,490,210	

[S] Spot – a one-time transaction for near-term delivery of a specific quantity of LNG at a specific location. Spot cargos could be included in either long-term or short-term authorized types.

[\*] Split cargo – a single shipment of LNG where portions of the cargo have different transactional characteristics. For instance, a single cargo can have more than one buyer, supplier, price, unloading port, loading port, or DOE authorization.

[C] Commissioning cargo – pre-commercial cargo loaded while export facility operations are still undergoing final testing and inspection. Commissioning cargos may occur multiple times for the same facility as individual LNG trains enter service.

Countries of destination are current as of publication date. Any updates to countries of destination reported will be published in the next scheduled LNG Monthly.

**VESSEL-BORNE EXPORTS OF DOMESTICALLY-PRODUCED LIQUEFIED NATURAL GAS (LNG)**

Table 2a(iii)

Date of Departure	Name of Exporter	Supplier	Docket Number	Docket Term	Country of Destination	Name of Tanker	Departure Terminal	Volume (Mcf of Natural Gas)	Notes
6/18/2023	Cheniere Marketing, LLC and Corpus Christi Liquefaction, LLC	Corpus Christi Liquefaction, LLC	2012-97-LNG	Long-Term	Netherlands	Woodside Rees Withers	Corpus Christi, Texas	3,658,956	
6/19/2023	Cheniere Marketing, LLC and Corpus Christi Liquefaction, LLC	Corpus Christi Liquefaction, LLC	2012-97-LNG	Long-Term	Italy	Gaslog Georgetown	Corpus Christi, Texas	3,590,963	
6/21/2023	Cheniere Marketing, LLC and Corpus Christi Liquefaction, LLC	Corpus Christi Liquefaction, LLC	2012-97-LNG	Long-Term	Thailand	Clean Copano	Corpus Christi, Texas	4,242,043	
6/22/2023	Cheniere Marketing, LLC and Corpus Christi Liquefaction, LLC	Corpus Christi Liquefaction, LLC	2012-97-LNG	Long-Term	Germany	Minerva Amorgos	Corpus Christi, Texas	3,202,940	
6/24/2023	Cheniere Marketing, LLC and Corpus Christi Liquefaction, LLC	Corpus Christi Liquefaction, LLC	2012-97-LNG	Long-Term	Italy	Gaslog Warsaw	Corpus Christi, Texas	3,495,370	
6/26/2023	Cheniere Marketing, LLC and Corpus Christi Liquefaction, LLC	Corpus Christi Liquefaction, LLC	2012-97-LNG	Long-Term	Netherlands	Malaga Knutsen	Corpus Christi, Texas	3,247,589	
6/28/2023	Cheniere Marketing, LLC and Corpus Christi Liquefaction, LLC	Corpus Christi Liquefaction, LLC	2012-97-LNG	Long-Term	Belgium	Bonito LNG	Corpus Christi, Texas	3,664,451	
6/29/2023	Cheniere Marketing, LLC and Corpus Christi Liquefaction, LLC	Corpus Christi Liquefaction, LLC	2012-97-LNG	Long-Term	France	Castillo de Villalba	Corpus Christi, Texas	2,937,419	
6/30/2023	Cheniere Marketing, LLC and Corpus Christi Liquefaction, LLC	Corpus Christi Liquefaction, LLC	2012-97-LNG	Long-Term	France	Adamastos	Corpus Christi, Texas	3,536,455	
7/2/2023	Cheniere Marketing, LLC and Corpus Christi Liquefaction, LLC	Corpus Christi Liquefaction, LLC	2012-97-LNG	Long-Term	Spain	Traiano Knutsen	Corpus Christi, Texas	3,487,481	
7/4/2023	Cheniere Marketing, LLC and Corpus Christi Liquefaction, LLC	Corpus Christi Liquefaction, LLC	2012-97-LNG	Long-Term	Spain	Dorado LNG	Corpus Christi, Texas	3,243,040	
7/5/2023	Cheniere Marketing, LLC and Corpus Christi Liquefaction, LLC	Corpus Christi Liquefaction, LLC	2012-97-LNG	Long-Term	China	Hellas Diana	Corpus Christi, Texas	3,690,904	
7/7/2023	Cheniere Marketing, LLC and Corpus Christi Liquefaction, LLC	Corpus Christi Liquefaction, LLC	2012-97-LNG	Long-Term	Portugal	Orion Sun	Corpus Christi, Texas	3,105,156	
7/8/2023	Cheniere Marketing, LLC and Corpus Christi Liquefaction, LLC	Corpus Christi Liquefaction, LLC	2012-97-LNG	Long-Term	Argentina	Solaris	Corpus Christi, Texas	2,310,630	[*]
7/8/2023	Cheniere Marketing, LLC and Corpus Christi Liquefaction, LLC	Corpus Christi Liquefaction, LLC	2012-99-LNG	Long-Term	Dominican Republic	Solaris	Corpus Christi, Texas	890,146	[*]
7/10/2023	Cheniere Marketing, LLC and Corpus Christi Liquefaction, LLC	Corpus Christi Liquefaction, LLC	2012-97-LNG	Long-Term	Netherlands	Rioja Knutsen	Corpus Christi, Texas	3,719,660	
7/13/2023	Cheniere Marketing, LLC and Corpus Christi Liquefaction, LLC	Corpus Christi Liquefaction, LLC	2012-97-LNG	Long-Term	Taiwan	Celsius Carolina	Corpus Christi, Texas	3,369,712	
7/14/2023	Cheniere Marketing, LLC and Corpus Christi Liquefaction, LLC	Corpus Christi Liquefaction, LLC	2012-97-LNG	Long-Term	Japan	Sohshu Maru	Corpus Christi, Texas	3,684,529	
7/15/2023	Cheniere Marketing, LLC and Corpus Christi Liquefaction, LLC	Corpus Christi Liquefaction, LLC	2012-97-LNG	Long-Term	France	Flex Aurora	Corpus Christi, Texas	2,908,122	[*]
7/15/2023	Cheniere Marketing, LLC and Corpus Christi Liquefaction, LLC	Corpus Christi Liquefaction, LLC	2012-99-LNG	Long-Term	Dominican Republic	Flex Aurora	Corpus Christi, Texas	193,662	[*]
7/17/2023	Cheniere Marketing, LLC and Corpus Christi Liquefaction, LLC	Corpus Christi Liquefaction, LLC	2012-97-LNG	Long-Term	Jamaica	Flex Ranger	Corpus Christi, Texas	1,441,176	[*]
7/17/2023	Cheniere Marketing, LLC and Corpus Christi Liquefaction, LLC	Corpus Christi Liquefaction, LLC	2012-99-LNG	Long-Term	Mexico	Flex Ranger	Corpus Christi, Texas	1,954,444	[*]
7/19/2023	Cheniere Marketing, LLC and Corpus Christi Liquefaction, LLC	Corpus Christi Liquefaction, LLC	2012-97-LNG	Long-Term	Netherlands	Woodside Rees Withers	Corpus Christi, Texas	3,684,207	
7/20/2023	Cheniere Marketing, LLC and Corpus Christi Liquefaction, LLC	Corpus Christi Liquefaction, LLC	2012-97-LNG	Long-Term	Netherlands	Adriano Knutsen	Corpus Christi, Texas	3,489,798	
7/22/2023	Cheniere Marketing, LLC and Corpus Christi Liquefaction, LLC	Corpus Christi Liquefaction, LLC	2012-97-LNG	Long-Term	Netherlands	Wilpride	Corpus Christi, Texas	3,202,581	

[S] Spot – a one-time transaction for near-term delivery of a specific quantity of LNG at a specific location. Spot cargos could be included in either long-term or short-term authorized types.

[\*] Split cargo – a single shipment of LNG where portions of the cargo have different transactional characteristics. For instance, a single cargo can have more than one buyer, supplier, price, unloading port, loading port, or DOE authorization.

[C] Commissioning cargo – pre-commercial cargo loaded while export facility operations are still undergoing final testing and inspection. Commissioning cargos may occur multiple times for the same facility as individual LNG trains enter service.

Countries of destination are current as of publication date. Any updates to countries of destination reported will be published in the next scheduled LNG Monthly.



**VESSEL-BORNE EXPORTS OF DOMESTICALLY-PRODUCED LIQUEFIED NATURAL GAS (LNG)**

Table 2a(iii)

Date of Departure	Name of Exporter	Supplier	Docket Number	Docket Term	Country of Destination	Name of Tanker	Departure Terminal	Volume (Mcf of Natural Gas)	Notes
7/24/2023	Cheniere Marketing, LLC and Corpus Christi Liquefaction, LLC	Corpus Christi Liquefaction, LLC	2012-97-LNG	Long-Term	Italy	Minerva Kalymnos	Corpus Christi, Texas	3,595,539	
7/27/2023	Cheniere Marketing, LLC and Corpus Christi Liquefaction, LLC	Corpus Christi Liquefaction, LLC	2012-97-LNG	Long-Term	Portugal	Ribera del Duero Knutsen	Corpus Christi, Texas	3,359,869	
7/28/2023	Cheniere Marketing, LLC and Corpus Christi Liquefaction, LLC	Corpus Christi Liquefaction, LLC	2012-97-LNG	Long-Term	Thailand	Gaslog Wellington	Corpus Christi, Texas	3,813,701	
7/30/2023	Cheniere Marketing, LLC and Corpus Christi Liquefaction, LLC	Corpus Christi Liquefaction, LLC	2012-97-LNG	Long-Term	Spain	Gaslog Warsaw	Corpus Christi, Texas	3,494,515	
8/1/2023	Cheniere Marketing, LLC and Corpus Christi Liquefaction, LLC	Corpus Christi Liquefaction, LLC	2012-97-LNG	Long-Term	Netherlands	Adamastos	Corpus Christi, Texas	3,690,645	
8/2/2023	Cheniere Marketing, LLC and Corpus Christi Liquefaction, LLC	Corpus Christi Liquefaction, LLC	2012-99-LNG	Long-Term	South Korea	Hellas Athina	Corpus Christi, Texas	3,712,717	
8/4/2023	Cheniere Marketing, LLC and Corpus Christi Liquefaction, LLC	Corpus Christi Liquefaction, LLC	2012-97-LNG	Long-Term	Taiwan	Methane Jane Elizabeth	Corpus Christi, Texas	3,129,715	
8/5/2023	Cheniere Marketing, LLC and Corpus Christi Liquefaction, LLC	Corpus Christi Liquefaction, LLC	2012-97-LNG	Long-Term	Portugal	Cool Discoverer	Corpus Christi, Texas	3,277,483	
8/7/2023	Cheniere Marketing, LLC and Corpus Christi Liquefaction, LLC	Corpus Christi Liquefaction, LLC	2012-97-LNG	Long-Term	Lithuania	Bonito LNG	Corpus Christi, Texas	3,474,309	
8/9/2023	Cheniere Marketing, LLC and Corpus Christi Liquefaction, LLC	Corpus Christi Liquefaction, LLC	2012-99-LNG	Long-Term	Dominican Republic	Minerva Amorgos	Corpus Christi, Texas	3,102,738	
8/11/2023	Cheniere Marketing, LLC and Corpus Christi Liquefaction, LLC	Corpus Christi Liquefaction, LLC	2012-97-LNG	Long-Term	Poland	Global Sealine	Corpus Christi, Texas	3,603,295	
8/12/2023	Cheniere Marketing, LLC and Corpus Christi Liquefaction, LLC	Corpus Christi Liquefaction, LLC	2012-97-LNG	Long-Term	Netherlands	Castillo De Caldelas	Corpus Christi, Texas	3,608,029	
8/15/2023	Cheniere Marketing, LLC and Corpus Christi Liquefaction, LLC	Corpus Christi Liquefaction, LLC	2012-97-LNG	Long-Term	France	Elisa Larus	Corpus Christi, Texas	3,680,727	
8/16/2023	Cheniere Marketing, LLC and Corpus Christi Liquefaction, LLC	Corpus Christi Liquefaction, LLC	2012-97-LNG	Long-Term	Italy	Orion Sun	Corpus Christi, Texas	3,683,435	
8/18/2023	Cheniere Marketing, LLC and Corpus Christi Liquefaction, LLC	Corpus Christi Liquefaction, LLC	2012-97-LNG	Long-Term	Netherlands	Woodside Rees Withers	Corpus Christi, Texas	3,010,806	
8/20/2023	Cheniere Marketing, LLC and Corpus Christi Liquefaction, LLC	Corpus Christi Liquefaction, LLC	2012-97-LNG	Long-Term	Italy	Gaslog Winchester	Corpus Christi, Texas	3,596,349	
8/21/2023	Cheniere Marketing, LLC and Corpus Christi Liquefaction, LLC	Corpus Christi Liquefaction, LLC	2012-97-LNG	Long-Term	Croatia	BW Pavilion Aranthera	Corpus Christi, Texas	3,023,074	
8/24/2023	Cheniere Marketing, LLC and Corpus Christi Liquefaction, LLC	Corpus Christi Liquefaction, LLC	2012-97-LNG	Long-Term	France	BW Brussels	Corpus Christi, Texas	3,398,423	
8/26/2023	Cheniere Marketing, LLC and Corpus Christi Liquefaction, LLC	Corpus Christi Liquefaction, LLC	2012-97-LNG	Long-Term	Thailand	Clean Cajun	Corpus Christi, Texas	4,275,488	
8/28/2023	Cheniere Marketing, LLC and Corpus Christi Liquefaction, LLC	Corpus Christi Liquefaction, LLC	2012-97-LNG	Long-Term	Italy	Adriano Knutsen	Corpus Christi, Texas	3,493,783	
8/29/2023	Cheniere Marketing, LLC and Corpus Christi Liquefaction, LLC	Corpus Christi Liquefaction, LLC	2012-97-LNG	Long-Term	Spain	Iberica Knutsen	Corpus Christi, Texas	2,944,781	
8/31/2023	Cheniere Marketing, LLC and Corpus Christi Liquefaction, LLC	Corpus Christi Liquefaction, LLC	2012-97-LNG	Long-Term	Spain	Gaslog Warsaw	Corpus Christi, Texas	3,727,845	
<b>TOTAL Exports of LNG from Corpus Christi</b>								<b>491,026,133</b>	

[S] Spot – a one-time transaction for near-term delivery of a specific quantity of LNG at a specific location. Spot cargos could be included in either long-term or short-term authorized types.  
 [\*] Split cargo – a single shipment of LNG where portions of the cargo have different transactional characteristics. For instance, a single cargo can have more than one buyer, supplier, price, unloading port, loading port, or DOE authorization.  
 [C] Commissioning cargo – pre-commercial cargo loaded while export facility operations are still undergoing final testing and inspection. Commissioning cargos may occur multiple times for the same facility as individual LNG trains enter service.  
 Countries of destination are current as of publication date. Any updates to countries of destination reported will be published in the next scheduled LNG Monthly.



**VESSEL-BORNE EXPORTS OF DOMESTICALLY-PRODUCED LIQUEFIED NATURAL GAS (LNG)**

Table 2a(iv)

Date of Departure	Name of Exporter	Supplier	Docket Number	Docket Term	Country of Destination	Name of Tanker	Departure Terminal	Volume (Mcf of Natural Gas)	Notes
1/2/2023	Cameron LNG, LLC	Various	2011-162-LNG	Long-Term	Netherlands	Transgas Force	Cameron, Louisiana	3,680,931	
1/3/2023	Cameron LNG, LLC	Mitsui & Co. Energy Marketing	2011-162-LNG	Long-Term	France	Marvel Heron	Cameron, Louisiana	3,521,495	
1/5/2023	Cameron LNG, LLC	Various	2011-162-LNG	Long-Term	France	Diamond Gas Rose	Cameron, Louisiana	3,508,767	
1/7/2023	Cameron LNG, LLC	Various	2011-162-LNG	Long-Term	Germany	Diamond Gas Victoria	Cameron, Louisiana	3,511,252	
1/8/2023	Cameron LNG, LLC	Various	2011-162-LNG	Long-Term	Japan	Diamond Gas Metropolis	Cameron, Louisiana	3,672,597	
1/10/2023	Cameron LNG, LLC	Mitsui & Co. Energy Marketing	2011-162-LNG	Long-Term	Japan	Marvel Eagle	Cameron, Louisiana	3,274,810	
1/12/2023	Cameron LNG, LLC	Various	2011-162-LNG	Long-Term	Turkiye	SK Resolute	Cameron, Louisiana	3,018,174	[*]
1/12/2023	Cameron LNG, LLC	Various	2011-162-LNG	Long-Term	Indonesia	SK Resolute	Cameron, Louisiana	804,827	[*]
1/14/2023	Cameron LNG, LLC	Mitsui & Co. Energy Marketing	2011-162-LNG	Long-Term	Netherlands	Marvel Swan	Cameron, Louisiana	3,020,210	
1/15/2023	Cameron LNG, LLC	Various	2011-162-LNG	Long-Term	United Kingdom	BW Pavilion Aranda	Cameron, Louisiana	3,307,785	
1/18/2023	Cameron LNG, LLC	Various	2011-162-LNG	Long-Term	Poland	Maran Gas Apollonia	Cameron, Louisiana	3,420,652	
1/19/2023	Cameron LNG, LLC	Mitsui & Co. Energy Marketing	2011-162-LNG	Long-Term	Japan	Marvel Kite	Cameron, Louisiana	3,588,307	
1/20/2023	Cameron LNG, LLC	Various	2011-162-LNG	Long-Term	India	Ob River	Cameron, Louisiana	3,159,424	
1/22/2023	Cameron LNG, LLC	Various Suppliers	2011-145-LNG	Long-Term	Chile	Maran Gas Alexandria	Cameron, Louisiana	3,307,114	
1/24/2023	Cameron LNG, LLC	Mitsui & Co. Energy Marketing	2011-162-LNG	Long-Term	United Kingdom	Marvel Pelican	Cameron, Louisiana	3,242,210	
1/25/2023	Cameron LNG, LLC	Various	2011-162-LNG	Long-Term	Poland	Hoegh Galleon	Cameron, Louisiana	1,695,841	[*]
1/25/2023	Cameron LNG, LLC	Various	2011-162-LNG	Long-Term	Netherlands	Hoegh Galleon	Cameron, Louisiana	1,830,034	[*]
1/27/2023	Cameron LNG, LLC	Mitsui & Co. Energy Marketing	2011-162-LNG	Long-Term	Turkiye	LNG Adventure	Cameron, Louisiana	3,691,433	
1/28/2023	Cameron LNG, LLC	Mitsui & Co. Energy Marketing	2011-145-LNG	Long-Term	Panama	Point Fortin	Cameron, Louisiana	142,857	[*]
1/28/2023	Cameron LNG, LLC	Various Suppliers	2011-145-LNG	Long-Term	Dominican Republic	Point Fortin	Cameron, Louisiana	2,975,045	[*]
1/31/2023	Cameron LNG, LLC	Various	2011-162-LNG	Long-Term	Turkiye	Flex Artemis	Cameron, Louisiana	3,704,225	
2/1/2023	Cameron LNG, LLC	Various	2011-162-LNG	Long-Term	Turkiye	Solaris	Cameron, Louisiana	2,953,127	[*]
2/1/2023	Cameron LNG, LLC	Various	2011-162-LNG	Long-Term	France	Solaris	Cameron, Louisiana	349,004	[*]
2/4/2023	Cameron LNG, LLC	Various	2011-162-LNG	Long-Term	France	Diamond Gas Orchid	Cameron, Louisiana	3,511,644	
2/5/2023	Cameron LNG, LLC	Various	2011-162-LNG	Long-Term	United Kingdom	La Seine	Cameron, Louisiana	54,037	[*]
2/5/2023	Cameron LNG, LLC	Various	2011-162-LNG	Long-Term	United Kingdom	La Seine	Cameron, Louisiana	3,617,269	[*]
2/7/2023	Cameron LNG, LLC	Various	2011-162-LNG	Long-Term	Japan	Diamond Gas Sakura	Cameron, Louisiana	3,455,124	
2/8/2023	Cameron LNG, LLC	Mitsui & Co. Energy Marketing	2011-162-LNG	Long-Term	Japan	Marvel Heron	Cameron, Louisiana	3,690,104	
2/10/2023	Cameron LNG, LLC	Various	2011-162-LNG	Long-Term	Greece	Minerva Limnos	Cameron, Louisiana	3,105,702	[*]
2/10/2023	Cameron LNG, LLC	Various	2011-162-LNG	Long-Term	France	Minerva Limnos	Cameron, Louisiana	459,810	[*]
2/12/2023	Cameron LNG, LLC	Mitsui & Co. Energy Marketing	2011-145-LNG	Long-Term	South Korea	Marvel Falcon	Cameron, Louisiana	2,949,606	
2/13/2023	Cameron LNG, LLC	Mitsui & Co. Energy Marketing	2011-162-LNG	Long-Term	Italy	Wilpride	Cameron, Louisiana	3,274,659	
2/15/2023	Cameron LNG, LLC	Various	2011-162-LNG	Long-Term	United Kingdom	BW Pavilion Aranda	Cameron, Louisiana	3,536,653	
2/17/2023	Cameron LNG, LLC	Various	2011-162-LNG	Long-Term	United Kingdom	Minerva Chios	Cameron, Louisiana	3,416,458	
2/19/2023	Cameron LNG, LLC	Mitsui & Co. Energy Marketing	2011-162-LNG	Long-Term	United Kingdom	Marvel Crane	Cameron, Louisiana	3,685,604	
2/20/2023	Cameron LNG, LLC	Various	2011-162-LNG	Long-Term	India	Maran Gas Leto	Cameron, Louisiana	3,524,173	
2/23/2023	Cameron LNG, LLC	Mitsui & Co. Energy Marketing	2011-145-LNG	Long-Term	South Korea	Marvel Hawk	Cameron, Louisiana	3,492,975	
2/25/2023	Cameron LNG, LLC	Various	2011-162-LNG	Long-Term	Greece	LNG Enterprise	Cameron, Louisiana	3,675,457	
2/27/2023	Cameron LNG, LLC	Various	2011-162-LNG	Long-Term	Spain	BW Lilac	Cameron, Louisiana	3,698,935	
2/28/2023	Cameron LNG, LLC	Various	2011-162-LNG	Long-Term	Poland	Maran Gas Apollonia	Cameron, Louisiana	3,417,397	
3/1/2023	Cameron LNG, LLC	Mitsui & Co. Energy Marketing	2011-162-LNG	Long-Term	Netherlands	Marvel Pelican	Cameron, Louisiana	3,263,461	
3/3/2023	Cameron LNG, LLC	Various	2011-162-LNG	Long-Term	France	Diamond Gas Rose	Cameron, Louisiana	3,510,033	
3/5/2023	Cameron LNG, LLC	Mitsui & Co. Energy Marketing	2011-162-LNG	Long-Term	Japan	Marvel Swan	Cameron, Louisiana	3,200,340	
3/6/2023	Cameron LNG, LLC	Various	2011-162-LNG	Long-Term	Greece	La Seine	Cameron, Louisiana	567,490	[*]
3/6/2023	Cameron LNG, LLC	Various	2011-162-LNG	Long-Term	Turkiye	La Seine	Cameron, Louisiana	2,963,922	[*]

[S] Spot – a one-time transaction for near-term delivery of a specific quantity of LNG at a specific location. Spot cargos could be included in either long-term or short-term authorized types.

[\*] Split cargo – a single shipment of LNG where portions of the cargo have different transactional characteristics. For instance, a single cargo can have more than one buyer, supplier, price, unloading port, loading port, or DOE authorization.

[C] Commissioning cargo – pre-commercial cargo loaded while export facility operations are still undergoing final testing and inspection. Commissioning cargos may occur multiple times for the same facility as individual LNG trains enter service.

Countries of destination are current as of publication date. Any updates to countries of destination reported will be published in the next scheduled *LNG Monthly*.

## VESSEL-BORNE EXPORTS OF DOMESTICALLY-PRODUCED LIQUEFIED NATURAL GAS (LNG)

Table 2a(iv)

Date of Departure	Name of Exporter	Supplier	Docket Number	Docket Term	Country of Destination	Name of Tanker	Departure Terminal	Volume (Mcf of Natural Gas)	Notes
3/6/2023	Cameron LNG, LLC	Various	2011-162-LNG	Long-Term	Greece	La Seine	Cameron, Louisiana	75,729	[*]
3/8/2023	Cameron LNG, LLC	Various	2011-162-LNG	Long-Term	India	Neo Energy	Cameron, Louisiana	3,157,098	
3/10/2023	Cameron LNG, LLC	Various	2011-162-LNG	Long-Term	Germany	BW Tulip	Cameron, Louisiana	3,250,069	[*]
3/10/2023	Cameron LNG, LLC	Mitsui & Co. Energy Marketing	2011-162-LNG	Long-Term	Germany	BW Tulip	Cameron, Louisiana	148,804	[*]
3/12/2023	Cameron LNG, LLC	Mitsui & Co. Energy Marketing	2011-162-LNG	Long-Term	United Kingdom	Oogir	Cameron, Louisiana	1,574,016	[*]
3/12/2023	Cameron LNG, LLC	Mitsui & Co. Energy Marketing	2011-162-LNG	Long-Term	France	Oogir	Cameron, Louisiana	2,120,838	[*]
3/14/2023	Cameron LNG, LLC	Various	2011-162-LNG	Long-Term	Netherlands	Grace Freesia	Cameron, Louisiana	3,671,301	
3/16/2023	Cameron LNG, LLC	Various	2011-162-LNG	Long-Term	Turkiye	LNG Abuja II	Cameron, Louisiana	3,722,691	
3/17/2023	Cameron LNG, LLC	Mitsui & Co. Energy Marketing	2011-162-LNG	Long-Term	Japan	Marvel Eagle	Cameron, Louisiana	3,248,476	
3/19/2023	Cameron LNG, LLC	Various	2011-162-LNG	Long-Term	Italy	Seapeak Arwa	Cameron, Louisiana	3,517,199	
3/21/2023	Cameron LNG, LLC	Various	2011-162-LNG	Long-Term	China	Diamond Gas Crystal	Cameron, Louisiana	1,576,397	[*]
3/21/2023	Cameron LNG, LLC	Various	2011-162-LNG	Long-Term	Japan	Diamond Gas Crystal	Cameron, Louisiana	1,622,228	[*]
3/22/2023	Cameron LNG, LLC	Mitsui & Co. Energy Marketing	2011-162-LNG	Long-Term	United Kingdom	Marvel Kite	Cameron, Louisiana	3,390,594	
3/24/2023	Cameron LNG, LLC	Various	2011-162-LNG	Long-Term	France	Minerva Limnos	Cameron, Louisiana	3,688,747	
3/26/2023	Cameron LNG, LLC	Mitsui & Co. Energy Marketing	2011-162-LNG	Long-Term	China	Marvel Crane	Cameron, Louisiana	3,555,321	
3/28/2023	Cameron LNG, LLC	Various	2011-162-LNG	Long-Term	India	Global Sealine	Cameron, Louisiana	3,262,829	
3/31/2023	Cameron LNG, LLC	Mitsui & Co. Energy Marketing	2011-162-LNG	Long-Term	Spain	Asterix I	Cameron, Louisiana	129,763	[*]
3/31/2023	Cameron LNG, LLC	Various	2011-162-LNG	Long-Term	Spain	Asterix I	Cameron, Louisiana	3,005,746	[*]
3/31/2023	Cameron LNG, LLC	Various	2011-162-LNG	Long-Term	United Kingdom	BW Pavilion Aranda	Cameron, Louisiana	3,651,168	
4/2/2023	Cameron LNG, LLC	Various	2011-162-LNG	Long-Term	France	Yiannis	Cameron, Louisiana	3,603,867	
4/3/2023	Cameron LNG, LLC	Various Suppliers	2011-145-LNG	Long-Term	Dominican Republic	BW Pavilion Vanda	Cameron, Louisiana	3,411,082	
4/6/2023	Cameron LNG, LLC	Various	2011-162-LNG	Long-Term	France	Diamond Gas Sakura	Cameron, Louisiana	3,099,740	[*]
4/6/2023	Cameron LNG, LLC	Various	2011-162-LNG	Long-Term	Greece	Diamond Gas Sakura	Cameron, Louisiana	412,080	[*]
4/7/2023	Cameron LNG, LLC	Mitsui & Co. Energy Marketing	2011-162-LNG	Long-Term	Japan	Gaslog Saratoga	Cameron, Louisiana	3,293,792	
4/9/2023	Cameron LNG, LLC	Mitsui & Co. Energy Marketing	2011-145-LNG	Long-Term	South Korea	Marvel Heron	Cameron, Louisiana	2,992,067	
4/11/2023	Cameron LNG, LLC	Various	2011-162-LNG	Long-Term	Lithuania	Maran Gas Apollonia	Cameron, Louisiana	3,412,269	
4/13/2023	Cameron LNG, LLC	Mitsui & Co. Energy Marketing	2011-162-LNG	Long-Term	France	Adriano Knutsen	Cameron, Louisiana	3,622,862	
4/14/2023	Cameron LNG, LLC	Various	2011-162-LNG	Long-Term	United Kingdom	Golar Crystal	Cameron, Louisiana	3,370,973	
4/17/2023	Cameron LNG, LLC	Various	2011-162-LNG	Long-Term	Germany	Seapeak Bahrain	Cameron, Louisiana	3,656,504	
4/18/2023	Cameron LNG, LLC	Mitsui & Co. Energy Marketing	2011-162-LNG	Long-Term	Japan	Marvel Pelican	Cameron, Louisiana	3,278,398	
4/20/2023	Cameron LNG, LLC	Various	2011-162-LNG	Long-Term	France	SK Audace	Cameron, Louisiana	3,813,688	
4/22/2023	Cameron LNG, LLC	Various	2011-162-LNG	Long-Term	United Kingdom	Bishu Maru	Cameron, Louisiana	2,900,485	
4/24/2023	Cameron LNG, LLC	Mitsui & Co. Energy Marketing	2011-162-LNG	Long-Term	Italy	Maran Gas Mystras	Cameron, Louisiana	3,361,854	
4/26/2023	Cameron LNG, LLC	Various	2011-162-LNG	Long-Term	France	ORION SEA	Cameron, Louisiana	3,643,730	
4/28/2023	Cameron LNG, LLC	Various	2011-162-LNG	Long-Term	France	BW Brussels	Cameron, Louisiana	3,463,196	
4/30/2023	Cameron LNG, LLC	Mitsui & Co. Energy Marketing	2011-162-LNG	Long-Term	Japan	Marvel Hawk	Cameron, Louisiana	3,488,854	
5/3/2023	Cameron LNG, LLC	Various	2011-162-LNG	Long-Term	Japan	Diamond Gas Rose	Cameron, Louisiana	3,497,576	
5/6/2023	Cameron LNG, LLC	Various	2011-162-LNG	Long-Term	France	LNG Adventure	Cameron, Louisiana	3,689,899	
5/9/2023	Cameron LNG, LLC	Mitsui & Co. Energy Marketing	2011-162-LNG	Long-Term	France	Minerva Amorgos	Cameron, Louisiana	3,577,150	
5/12/2023	Cameron LNG, LLC	Various	2011-162-LNG	Long-Term	India	Gaslog Gladstone	Cameron, Louisiana	3,458,890	
5/15/2023	Cameron LNG, LLC	Various	2011-162-LNG	Long-Term	France	LNG Endurance	Cameron, Louisiana	3,412,374	[*]
5/15/2023	Cameron LNG, LLC	Mitsui & Co. Energy Marketing	2011-162-LNG	Long-Term	France	LNG Endurance	Cameron, Louisiana	265,599	[*]
5/17/2023	Cameron LNG, LLC	Mitsui & Co. Energy Marketing	2011-145-LNG	Long-Term	South Korea	Marvel Eagle	Cameron, Louisiana	3,290,418	
5/20/2023	Cameron LNG, LLC	Various	2011-162-LNG	Long-Term	Finland	Isabella	Cameron, Louisiana	3,444,829	
5/23/2023	Cameron LNG, LLC	Mitsui & Co. Energy Marketing	2011-162-LNG	Long-Term	Japan	Marvel Swan	Cameron, Louisiana	3,171,309	

[S] Spot – a one-time transaction for near-term delivery of a specific quantity of LNG at a specific location. Spot cargos could be included in either long-term or short-term authorized types.

[\*] Split cargo – a single shipment of LNG where portions of the cargo have different transactional characteristics. For instance, a single cargo can have more than one buyer, supplier, price, unloading port, loading port, or DOE authorization.

[C] Commissioning cargo – pre-commercial cargo loaded while export facility operations are still undergoing final testing and inspection. Commissioning cargos may occur multiple times for the same facility as individual LNG trains enter service.

Countries of destination are current as of publication date. Any updates to countries of destination reported will be published in the next scheduled *LNG Monthly*.



## VESSEL-BORNE EXPORTS OF DOMESTICALLY-PRODUCED LIQUEFIED NATURAL GAS (LNG)

Table 2a(iv)

Date of Departure	Name of Exporter	Supplier	Docket Number	Docket Term	Country of Destination	Name of Tanker	Departure Terminal	Volume (Mcf of Natural Gas)	Notes
5/25/2023	Cameron LNG, LLC	Various	2011-162-LNG	Long-Term	Greece	BW Pavilion Aranthera	Cameron, Louisiana	767,038	[*]
5/25/2023	Cameron LNG, LLC	Various	2011-162-LNG	Long-Term	Croatia	BW Pavilion Aranthera	Cameron, Louisiana	2,932,451	[*]
5/27/2023	Cameron LNG, LLC	Various	2011-162-LNG	Long-Term	Spain	Asterix I	Cameron, Louisiana	3,710,752	
5/29/2023	Cameron LNG, LLC	Mitsui & Co. Energy Marketing	2011-162-LNG	Long-Term	China	BW Tulip	Cameron, Louisiana	147,134	[*]
5/29/2023	Cameron LNG, LLC	Various	2011-162-LNG	Long-Term	China	BW Tulip	Cameron, Louisiana	3,527,517	[*]
6/1/2023	Cameron LNG, LLC	Various	2011-162-LNG	Long-Term	Japan	Diamond Gas Sakura	Cameron, Louisiana	3,511,828	
6/3/2023	Cameron LNG, LLC	Mitsui & Co. Energy Marketing	2011-162-LNG	Long-Term	China	Marvel Falcon	Cameron, Louisiana	3,709,114	
6/5/2023	Cameron LNG, LLC	Various	2011-162-LNG	Long-Term	Spain	Seapeak Bahrain	Cameron, Louisiana	3,650,474	
6/8/2023	Cameron LNG, LLC	Mitsui & Co. Energy Marketing	2011-162-LNG	Long-Term	Japan	Golar Bear	Cameron, Louisiana	3,401,931	
6/10/2023	Cameron LNG, LLC	Various	2011-162-LNG	Long-Term	Japan	Bishu Maru	Cameron, Louisiana	3,504,510	
6/12/2023	Cameron LNG, LLC	Various	2011-162-LNG	Long-Term	Germany	LNG Adventure	Cameron, Louisiana	2,023,574	[*]
6/12/2023	Cameron LNG, LLC	Various	2011-162-LNG	Long-Term	Finland	LNG Adventure	Cameron, Louisiana	1,621,825	[*]
6/14/2023	Cameron LNG, LLC	Mitsui & Co. Energy Marketing	2011-162-LNG	Long-Term	Germany	Wilpride	Cameron, Louisiana	3,275,775	
6/16/2023	Cameron LNG, LLC	Various	2011-162-LNG	Long-Term	India	Maran Gas Ithaca	Cameron, Louisiana	3,433,301	
6/18/2023	Cameron LNG, LLC	Various	2011-162-LNG	Long-Term	France	LNG Bonny II	Cameron, Louisiana	3,738,967	
6/20/2023	Cameron LNG, LLC	Mitsui & Co. Energy Marketing	2011-145-LNG	Long-Term	South Korea	Maran Gas Mystras	Cameron, Louisiana	3,328,804	
6/22/2023	Cameron LNG, LLC	Various	2011-162-LNG	Long-Term	France	Seapeak Arwa	Cameron, Louisiana	3,321,697	
6/24/2023	Cameron LNG, LLC	Various	2011-162-LNG	Long-Term	Netherlands	Diamond Gas Crystal	Cameron, Louisiana	3,424,395	
6/26/2023	Cameron LNG, LLC	Mitsui & Co. Energy Marketing	2011-162-LNG	Long-Term	Japan	Marvel Heron	Cameron, Louisiana	3,654,459	
6/28/2023	Cameron LNG, LLC	Various	2011-162-LNG	Long-Term	France	Gaslog Wellington	Cameron, Louisiana	3,656,802	
6/30/2023	Cameron LNG, LLC	Various	2011-162-LNG	Long-Term	Greece	GASLOG HONGKONG	Cameron, Louisiana	2,923,632	
7/2/2023	Cameron LNG, LLC	Mitsui & Co. Energy Marketing	2011-162-LNG	Long-Term	Japan	Marvel Pelican	Cameron, Louisiana	3,304,948	
7/4/2023	Cameron LNG, LLC	Various	2011-162-LNG	Long-Term	Japan	Bushu Maru	Cameron, Louisiana	3,508,501	
7/6/2023	Cameron LNG, LLC	Mitsui & Co. Energy Marketing	2011-162-LNG	Long-Term	China	Marvel Hawk	Cameron, Louisiana	3,254,620	
7/8/2023	Cameron LNG, LLC	Various Suppliers	2011-145-LNG	Long-Term	Panama	Qogir	Cameron, Louisiana	3,295,088	
7/10/2023	Cameron LNG, LLC	Various	2011-162-LNG	Long-Term	Germany	Diamond Gas Metropolis	Cameron, Louisiana	3,380,864	
7/12/2023	Cameron LNG, LLC	Mitsui & Co. Energy Marketing	2011-162-LNG	Long-Term	Thailand	LNG Abuja II	Cameron, Louisiana	3,649,783	
7/14/2023	Cameron LNG, LLC	Various	2011-162-LNG	Long-Term	Italy	Seapeak Vancouver	Cameron, Louisiana	3,514,948	
7/16/2023	Cameron LNG, LLC	Various	2011-162-LNG	Long-Term	India	Sevilla Knutsen	Cameron, Louisiana	3,156,629	
7/18/2023	Cameron LNG, LLC	Mitsui & Co. Energy Marketing	2011-162-LNG	Long-Term	Italy	Marvel Kite	Cameron, Louisiana	3,323,568	
7/20/2023	Cameron LNG, LLC	Various	2011-162-LNG	Long-Term	China	Kool Crystal	Cameron, Louisiana	3,374,823	
7/21/2023	Cameron LNG, LLC	Various	2011-162-LNG	Long-Term	Spain	BW Pavilion Aranthera	Cameron, Louisiana	3,290,777	
7/24/2023	Cameron LNG, LLC	Mitsui & Co. Energy Marketing	2011-162-LNG	Long-Term	Japan	Marvel Swan	Cameron, Louisiana	2,784,491	
7/26/2023	Cameron LNG, LLC	Various	2011-162-LNG	Long-Term	France	LNG Endurance	Cameron, Louisiana	3,157,309	[*]
7/26/2023	Cameron LNG, LLC	Mitsui & Co. Energy Marketing	2011-162-LNG	Long-Term	France	LNG Endurance	Cameron, Louisiana	192,188	[*]
7/27/2023	Cameron LNG, LLC	Various	2011-162-LNG	Long-Term	Spain	Asterix I	Cameron, Louisiana	3,525,853	
7/30/2023	Cameron LNG, LLC	Mitsui & Co. Energy Marketing	2011-162-LNG	Long-Term	Japan	Marvel Eagle	Cameron, Louisiana	3,087,773	
8/1/2023	Cameron LNG, LLC	Various	2011-162-LNG	Long-Term	Bangladesh	Maran Gas Alexandria	Cameron, Louisiana	3,395,856	
8/3/2023	Cameron LNG, LLC	Various	2011-162-LNG	Long-Term	Japan	Diamond Gas Sakura	Cameron, Louisiana	3,510,600	
8/5/2023	Cameron LNG, LLC	Mitsui & Co. Energy Marketing	2011-162-LNG	Long-Term	Netherlands	Golar Bear	Cameron, Louisiana	3,284,124	
8/7/2023	Cameron LNG, LLC	Various	2011-162-LNG	Long-Term	Kuwait	Point Fortin	Cameron, Louisiana	3,288,863	
8/9/2023	Cameron LNG, LLC	Mitsui & Co. Energy Marketing	2011-145-LNG	Long-Term	South Korea	Marvel Falcon	Cameron, Louisiana	3,115,230	
8/11/2023	Cameron LNG, LLC	Various	2011-162-LNG	Long-Term	Japan	Diamond Gas Orchid	Cameron, Louisiana	3,499,741	
8/16/2023	Cameron LNG, LLC	Mitsui & Co. Energy Marketing	2011-162-LNG	Long-Term	Netherlands	Traiano Knutsen	Cameron, Louisiana	3,620,683	
8/17/2023	Cameron LNG, LLC	Various	2011-162-LNG	Long-Term	Bangladesh	Seapeak Bahrain	Cameron, Louisiana	3,699,059	

[S] Spot – a one-time transaction for near-term delivery of a specific quantity of LNG at a specific location. Spot cargos could be included in either long-term or short-term authorized types.

[\*] Split cargo – a single shipment of LNG where portions of the cargo have different transactional characteristics. For instance, a single cargo can have more than one buyer, supplier, price, unloading port, loading port, or DOE authorization.

[C] Commissioning cargo – pre-commercial cargo loaded while export facility operations are still undergoing final testing and inspection. Commissioning cargos may occur multiple times for the same facility as individual LNG trains enter service.

Countries of destination are current as of publication date. Any updates to countries of destination reported will be published in the next scheduled *LNG Monthly*.



## VESSEL-BORNE EXPORTS OF DOMESTICALLY-PRODUCED LIQUEFIED NATURAL GAS (LNG)

Table 2a(iv)

Date of Departure	Name of Exporter	Supplier	Docket Number	Docket Term	Country of Destination	Name of Tanker	Departure Terminal	Volume (Mcf of Natural Gas)	Notes
8/18/2023	Cameron LNG, LLC	Various	2011-162-LNG	Long-Term	France	Cool Rider	Cameron, Louisiana	3,126,467	
8/20/2023	Cameron LNG, LLC	Various	2011-162-LNG	Long-Term	India	Gaslog Gibraltar	Cameron, Louisiana	3,159,355	
8/23/2023	Cameron LNG, LLC	Mitsui & Co. Energy Marketing	2011-162-LNG	Long-Term	Japan	Marvel Kite	Cameron, Louisiana	3,044,621	
8/24/2023	Cameron LNG, LLC	Various	2011-162-LNG	Long-Term	Spain	Asterix I	Cameron, Louisiana	3,477,713	
8/26/2023	Cameron LNG, LLC	Various	2011-162-LNG	Long-Term	Finland	Minerva Amorgos	Cameron, Louisiana	2,649,538	[*]
8/26/2023	Cameron LNG, LLC	Mitsui & Co. Energy Marketing	2011-162-LNG	Long-Term	Finland	Minerva Amorgos	Cameron, Louisiana	628,033	[*]
8/28/2023	Cameron LNG, LLC	Various	2011-162-LNG	Long-Term	Netherlands	Maran Gas Vergina	Cameron, Louisiana	3,357,921	
8/30/2023	Cameron LNG, LLC	Mitsui & Co. Energy Marketing	2011-145-LNG	Long-Term	South Korea	Solaris	Cameron, Louisiana	3,214,425	
<b>TOTAL Exports of LNG from Cameron</b>								<b>425,593,845</b>	

[S] **Spot** – a one-time transaction for near-term delivery of a specific quantity of LNG at a specific location. Spot cargos could be included in either long-term or short-term authorized types.

[\*] **Split cargo** – a single shipment of LNG where portions of the cargo have different transactional characteristics. For instance, a single cargo can have more than one buyer, supplier, price, unloading port, loading port, or DOE authorization.

[C] **Commissioning cargo** – pre-commercial cargo loaded while export facility operations are still undergoing final testing and inspection. Commissioning cargos may occur multiple times for the same facility as individual LNG trains enter service.

Countries of destination are current as of publication date. Any updates to countries of destination reported will be published in the next scheduled *LNG Monthly*.

**VESSEL-BORNE EXPORTS OF DOMESTICALLY-PRODUCED LIQUEFIED NATURAL GAS (LNG)**

Table 2a(v)

Date of Departure	Name of Exporter	Supplier	Docket Number	Docket Term	Country of Destination	Name of Tanker	Departure Terminal	Volume (Mcf of Natural Gas)	Notes
2/12/2023	Freeport LNG Expansion, L.P.	Freeport LNG Expansion, L.P. and FLNG Liquefaction, LLC	2010-161-LNG	Long-Term	Thailand	Kmarin Diamond	Freeport, Texas	1,828,817	
2/14/2023	Freeport LNG Expansion, L.P.	Freeport LNG Expansion, L.P. and FLNG Liquefaction, LLC	2010-161-LNG	Long-Term	China	Prism Agility	Freeport, Texas	2,565,229	
2/15/2023	Freeport LNG Expansion, L.P.	Freeport LNG Expansion, L.P. and FLNG Liquefaction, LLC	2010-161-LNG	Long-Term	Germany	LNG Rosenrot	Freeport, Texas	1,486,997	
2/23/2023	Freeport LNG Expansion, L.P.	Freeport LNG Expansion, L.P. and FLNG Liquefaction, LLC	2010-161-LNG	Long-Term	United Kingdom	Corcovado LNG	Freeport, Texas	1,264,428	
2/26/2023	Freeport LNG Expansion, L.P.	Freeport LNG Expansion, L.P. and FLNG Liquefaction, LLC	2010-160-LNG	Long-Term	South Korea	Diamond Gas Victoria	Freeport, Texas	1,213,862	
2/28/2023	Freeport LNG Expansion, L.P.	Freeport LNG Expansion, L.P. and FLNG Liquefaction, LLC	2010-161-LNG	Long-Term	Spain	BW Cassia	Freeport, Texas	3,196,783	
3/3/2023	Freeport LNG Expansion, L.P.	Freeport LNG Expansion, L.P. and FLNG Liquefaction, LLC	2010-161-LNG	Long-Term	France	Cool Voyager	Freeport, Texas	2,326,300	
3/5/2023	Freeport LNG Expansion, L.P.	Freeport LNG Expansion, L.P. and FLNG Liquefaction, LLC	2010-161-LNG	Long-Term	France	Nohshu Maru	Freeport, Texas	3,396,132	
3/7/2023	Freeport LNG Expansion, L.P.	Freeport LNG Expansion, L.P. and FLNG Liquefaction, LLC	2010-161-LNG	Long-Term	Netherlands	LNG Schneeweissen	Freeport, Texas	1,702,982	
3/9/2023	Freeport LNG Expansion, L.P.	Freeport LNG Expansion, L.P. and FLNG Liquefaction, LLC	2010-160-LNG	Long-Term	South Korea	Prism Courage	Freeport, Texas	1,779,588	
3/16/2023	Freeport LNG Expansion, L.P.	Freeport LNG Expansion, L.P. and FLNG Liquefaction, LLC	2010-161-LNG	Long-Term	Netherlands	Attalos	Freeport, Texas	3,623,165	
3/18/2023	Freeport LNG Expansion, L.P.	Freeport LNG Expansion, L.P. and FLNG Liquefaction, LLC	2010-161-LNG	Long-Term	Netherlands	LNG Endeavour	Freeport, Texas	2,475,641	
3/20/2023	Freeport LNG Expansion, L.P.	Freeport LNG Expansion, L.P. and FLNG Liquefaction, LLC	2010-161-LNG	Long-Term	Japan	Diamond Gas Orchid	Freeport, Texas	1,471,900	
3/21/2023	Freeport LNG Expansion, L.P.	Freeport LNG Expansion, L.P. and FLNG Liquefaction, LLC	2010-161-LNG	Long-Term	Spain	BW Lesmes	Freeport, Texas	1,351,210	
3/25/2023	Freeport LNG Expansion, L.P.	Freeport LNG Expansion, L.P. and FLNG Liquefaction, LLC	2010-161-LNG	Long-Term	United Kingdom	British Contributor	Freeport, Texas	3,444,000	
3/26/2023	Freeport LNG Expansion, L.P.	Freeport LNG Expansion, L.P. and FLNG Liquefaction, LLC	2010-161-LNG	Long-Term	France	Gaslog Wales	Freeport, Texas	2,763,706	
3/28/2023	Freeport LNG Expansion, L.P.	Freeport LNG Expansion, L.P. and FLNG Liquefaction, LLC	2010-161-LNG	Long-Term	United Kingdom	Wilforce	Freeport, Texas	2,283,463	
3/30/2023	Freeport LNG Expansion, L.P.	Freeport LNG Expansion, L.P. and FLNG Liquefaction, LLC	2010-160-LNG	Long-Term	South Korea	Prism Brilliance	Freeport, Texas	2,363,048	
4/1/2023	Freeport LNG Expansion, L.P.	Freeport LNG Expansion, L.P. and FLNG Liquefaction, LLC	2010-161-LNG	Long-Term	Belgium	Seapeak Meridian	Freeport, Texas	1,610,326	
4/2/2023	Freeport LNG Expansion, L.P.	Freeport LNG Expansion, L.P. and FLNG Liquefaction, LLC	2010-161-LNG	Long-Term	Croatia	BW Magnolia	Freeport, Texas	3,163,009	
4/4/2023	Freeport LNG Expansion, L.P.	Freeport LNG Expansion, L.P. and FLNG Liquefaction, LLC	2010-161-LNG	Long-Term	France	Aristos I	Freeport, Texas	3,703,415	
4/5/2023	Freeport LNG Expansion, L.P.	Freeport LNG Expansion, L.P. and FLNG Liquefaction, LLC	2010-161-LNG	Long-Term	Germany	LNG Rosenrot	Freeport, Texas	3,845,686	
4/7/2023	Freeport LNG Expansion, L.P.	Freeport LNG Expansion, L.P. and FLNG Liquefaction, LLC	2010-161-LNG	Long-Term	Belgium	BW Pavilion Leeara	Freeport, Texas	3,233,810	
4/9/2023	Freeport LNG Expansion, L.P.	Freeport LNG Expansion, L.P. and FLNG Liquefaction, LLC	2010-161-LNG	Long-Term	India	Rias Baixas Knutsen	Freeport, Texas	3,570,205	[S]
4/10/2023	Freeport LNG Expansion, L.P.	Freeport LNG Expansion, L.P. and FLNG Liquefaction, LLC	2010-161-LNG	Long-Term	United Kingdom	Orion Monet	Freeport, Texas	3,707,762	

[S] Spot – a one-time transaction for near-term delivery of a specific quantity of LNG at a specific location. Spot cargos could be included in either long-term or short-term authorized types.

[\*] Split cargo – a single shipment of LNG where portions of the cargo have different transactional characteristics. For instance, a single cargo can have more than one buyer, supplier, price, unloading port, loading port, or DOE authorization.

[C] Commissioning cargo – pre-commercial cargo loaded while export facility operations are still undergoing final testing and inspection. Commissioning cargos may occur multiple times for the same facility as individual LNG trains enter service.

Countries of destination are current as of publication date. Any updates to countries of destination reported will be published in the next scheduled LNG Monthly.

**VESSEL-BORNE EXPORTS OF DOMESTICALLY-PRODUCED LIQUEFIED NATURAL GAS (LNG)**

Table 2a(v)

Date of Departure	Name of Exporter	Supplier	Docket Number	Docket Term	Country of Destination	Name of Tanker	Departure Terminal	Volume (Mcf of Natural Gas)	Notes
4/12/2023	Freeport LNG Expansion, L.P.	Freeport LNG Expansion, L.P. and FLNG Liquefaction, LLC	2010-161-LNG	Long-Term	France	Maran Gas Andros	Freeport, Texas	3,654,537	
4/14/2023	Freeport LNG Expansion, L.P.	Freeport LNG Expansion, L.P. and FLNG Liquefaction, LLC	2010-161-LNG	Long-Term	Argentina	Cool Explorer	Freeport, Texas	3,343,619	
4/15/2023	Freeport LNG Expansion, L.P.	Freeport LNG Expansion, L.P. and FLNG Liquefaction, LLC	2010-160-LNG	Long-Term	South Korea	Prism Agility	Freeport, Texas	3,826,595	
4/17/2023	Freeport LNG Expansion, L.P.	Freeport LNG Expansion, L.P. and FLNG Liquefaction, LLC	2010-161-LNG	Long-Term	United Kingdom	Corcovado LNG	Freeport, Texas	3,386,719	
4/19/2023	Freeport LNG Expansion, L.P.	Freeport LNG Expansion, L.P. and FLNG Liquefaction, LLC	2010-161-LNG	Long-Term	Turkiye	La Seine	Freeport, Texas	3,618,901	[*]
4/19/2023	Freeport LNG Expansion, L.P.	Freeport LNG Expansion, L.P. and FLNG Liquefaction, LLC	2010-161-LNG	Long-Term	Turkiye	La Seine	Freeport, Texas	103,975	[S],[*]
4/21/2023	Freeport LNG Expansion, L.P.	Freeport LNG Expansion, L.P. and FLNG Liquefaction, LLC	2010-161-LNG	Long-Term	France	Bushu Maru	Freeport, Texas	3,648,006	
4/22/2023	Freeport LNG Expansion, L.P.	Freeport LNG Expansion, L.P. and FLNG Liquefaction, LLC	2010-161-LNG	Long-Term	Argentina	Attalos	Freeport, Texas	3,704,623	
4/24/2023	Freeport LNG Expansion, L.P.	Freeport LNG Expansion, L.P. and FLNG Liquefaction, LLC	2010-161-LNG	Long-Term	United Kingdom	Cobia LNG	Freeport, Texas	3,446,373	
4/26/2023	Freeport LNG Expansion, L.P.	Freeport LNG Expansion, L.P. and FLNG Liquefaction, LLC	2010-161-LNG	Long-Term	Japan	Grace Freesia	Freeport, Texas	3,625,867	
4/28/2023	Freeport LNG Expansion, L.P.	Freeport LNG Expansion, L.P. and FLNG Liquefaction, LLC	2010-160-LNG	Long-Term	South Korea	Prism Diversity	Freeport, Texas	3,705,727	
4/30/2023	Freeport LNG Expansion, L.P.	Freeport LNG Expansion, L.P. and FLNG Liquefaction, LLC	2010-161-LNG	Long-Term	Germany	LNG Enterprise	Freeport, Texas	3,619,077	
5/1/2023	Freeport LNG Expansion, L.P.	Freeport LNG Expansion, L.P. and FLNG Liquefaction, LLC	2010-161-LNG	Long-Term	Japan	Nohshu Maru	Freeport, Texas	3,646,460	
5/3/2023	Freeport LNG Expansion, L.P.	Freeport LNG Expansion, L.P. and FLNG Liquefaction, LLC	2010-160-LNG	Long-Term	Chile	Marvel Kite	Freeport, Texas	3,550,683	
5/4/2023	Freeport LNG Expansion, L.P.	Freeport LNG Expansion, L.P. and FLNG Liquefaction, LLC	2010-161-LNG	Long-Term	United Kingdom	Kool Orca	Freeport, Texas	3,533,186	
5/6/2023	Freeport LNG Expansion, L.P.	Freeport LNG Expansion, L.P. and FLNG Liquefaction, LLC	2010-161-LNG	Long-Term	Bangladesh	MOL Hestia	Freeport, Texas	3,561,398	[S]
5/8/2023	Freeport LNG Expansion, L.P.	Freeport LNG Expansion, L.P. and FLNG Liquefaction, LLC	2010-161-LNG	Long-Term	Italy	Amberjack LNG	Freeport, Texas	3,439,859	
5/9/2023	Freeport LNG Expansion, L.P.	Freeport LNG Expansion, L.P. and FLNG Liquefaction, LLC	2010-161-LNG	Long-Term	United Kingdom	LNG Rosenrot	Freeport, Texas	3,847,099	
5/11/2023	Freeport LNG Expansion, L.P.	Freeport LNG Expansion, L.P. and FLNG Liquefaction, LLC	2010-161-LNG	Long-Term	United Kingdom	BW Pavilion Aranda	Freeport, Texas	3,596,242	
5/13/2023	Freeport LNG Expansion, L.P.	Freeport LNG Expansion, L.P. and FLNG Liquefaction, LLC	2010-161-LNG	Long-Term	France	Maran Gas Andros	Freeport, Texas	3,646,409	
5/14/2023	Freeport LNG Expansion, L.P.	Freeport LNG Expansion, L.P. and FLNG Liquefaction, LLC	2010-161-LNG	Long-Term	France	Gaslog Westminster	Freeport, Texas	3,613,139	[*]
5/14/2023	Freeport LNG Expansion, L.P.	Freeport LNG Expansion, L.P. and FLNG Liquefaction, LLC	2010-161-LNG	Long-Term	France	Gaslog Westminster	Freeport, Texas	206,560	[S],[*]
5/16/2023	Freeport LNG Expansion, L.P.	Freeport LNG Expansion, L.P. and FLNG Liquefaction, LLC	2010-161-LNG	Long-Term	United Kingdom	Diamond Gas Victoria	Freeport, Texas	3,720,502	
5/18/2023	Freeport LNG Expansion, L.P.	Freeport LNG Expansion, L.P. and FLNG Liquefaction, LLC	2010-161-LNG	Long-Term	Argentina	BW Lesmes	Freeport, Texas	2,274,453	[*]
5/18/2023	Freeport LNG Expansion, L.P.	Freeport LNG Expansion, L.P. and FLNG Liquefaction, LLC	2010-160-LNG	Long-Term	Colombia	BW Lesmes	Freeport, Texas	966,186	[*]

[S] Spot – a one-time transaction for near-term delivery of a specific quantity of LNG at a specific location. Spot cargos could be included in either long-term or short-term authorized types.

[\*] Split cargo – a single shipment of LNG where portions of the cargo have different transactional characteristics. For instance, a single cargo can have more than one buyer, supplier, price, unloading port, loading port, or DOE authorization.

[C] Commissioning cargo – pre-commercial cargo loaded while export facility operations are still undergoing final testing and inspection. Commissioning cargos may occur multiple times for the same facility as individual LNG trains enter service.

Countries of destination are current as of publication date. Any updates to countries of destination reported will be published in the next scheduled LNG Monthly.

**VESSEL-BORNE EXPORTS OF DOMESTICALLY-PRODUCED LIQUEFIED NATURAL GAS (LNG)**

Table 2a(v)

Date of Departure	Name of Exporter	Supplier	Docket Number	Docket Term	Country of Destination	Name of Tanker	Departure Terminal	Volume (Mcf of Natural Gas)	Notes
5/18/2023	Freeport LNG Expansion, L.P.	Freeport LNG Expansion, L.P. and FLNG Liquefaction, LLC	2010-160-LNG	Long-Term	Dominican Republic	BW Lesmes	Freeport, Texas	403,559	[*]
5/20/2023	Freeport LNG Expansion, L.P.	Freeport LNG Expansion, L.P. and FLNG Liquefaction, LLC	2010-161-LNG	Long-Term	Netherlands	Tenergy	Freeport, Texas	3,567,104	
5/21/2023	Freeport LNG Expansion, L.P.	Freeport LNG Expansion, L.P. and FLNG Liquefaction, LLC	2010-161-LNG	Long-Term	United Kingdom	Wilforce	Freeport, Texas	3,284,936	
5/22/2023	Freeport LNG Expansion, L.P.	Freeport LNG Expansion, L.P. and FLNG Liquefaction, LLC	2010-161-LNG	Long-Term	Argentina	Orion Monet	Freeport, Texas	2,153,332	[*]
5/22/2023	Freeport LNG Expansion, L.P.	Freeport LNG Expansion, L.P. and FLNG Liquefaction, LLC	2010-160-LNG	Long-Term	Colombia	Orion Monet	Freeport, Texas	633,905	[*]
5/22/2023	Freeport LNG Expansion, L.P.	Freeport LNG Expansion, L.P. and FLNG Liquefaction, LLC	2010-160-LNG	Long-Term	Dominican Republic	Orion Monet	Freeport, Texas	491,751	[*]
5/25/2023	Freeport LNG Expansion, L.P.	Freeport LNG Expansion, L.P. and FLNG Liquefaction, LLC	2010-161-LNG	Long-Term	Japan	Elisa Larus	Freeport, Texas	3,648,192	
5/26/2023	Freeport LNG Expansion, L.P.	Freeport LNG Expansion, L.P. and FLNG Liquefaction, LLC	2010-160-LNG	Long-Term	South Korea	Prism Courage	Freeport, Texas	3,653,368	
5/28/2023	Freeport LNG Expansion, L.P.	Freeport LNG Expansion, L.P. and FLNG Liquefaction, LLC	2010-161-LNG	Long-Term	France	SK Resolute	Freeport, Texas	159,224	[*]
5/28/2023	Freeport LNG Expansion, L.P.	Freeport LNG Expansion, L.P. and FLNG Liquefaction, LLC	2010-161-LNG	Long-Term	Greece	SK Resolute	Freeport, Texas	2,554,887	[*]
5/28/2023	Freeport LNG Expansion, L.P.	Freeport LNG Expansion, L.P. and FLNG Liquefaction, LLC	2010-161-LNG	Long-Term	Greece	SK Resolute	Freeport, Texas	256,152	[S],[*]
5/28/2023	Freeport LNG Expansion, L.P.	Freeport LNG Expansion, L.P. and FLNG Liquefaction, LLC	2010-160-LNG	Long-Term	Colombia	SK Resolute	Freeport, Texas	895,523	[*]
5/29/2023	Freeport LNG Expansion, L.P.	Freeport LNG Expansion, L.P. and FLNG Liquefaction, LLC	2010-161-LNG	Long-Term	China	Marvel Crane	Freeport, Texas	2,918,707	[*]
5/29/2023	Freeport LNG Expansion, L.P.	Freeport LNG Expansion, L.P. and FLNG Liquefaction, LLC	2010-160-LNG	Long-Term	South Korea	Marvel Crane	Freeport, Texas	804,494	[*]
5/31/2023	Freeport LNG Expansion, L.P.	Freeport LNG Expansion, L.P. and FLNG Liquefaction, LLC	2010-161-LNG	Long-Term	Japan	Corcovado LNG	Freeport, Texas	3,378,833	
6/2/2023	Freeport LNG Expansion, L.P.	Freeport LNG Expansion, L.P. and FLNG Liquefaction, LLC	2010-161-LNG	Long-Term	France	Bushu Maru	Freeport, Texas	3,644,111	
6/3/2023	Freeport LNG Expansion, L.P.	Freeport LNG Expansion, L.P. and FLNG Liquefaction, LLC	2010-161-LNG	Long-Term	India	British Contributor	Freeport, Texas	3,639,465	
6/5/2023	Freeport LNG Expansion, L.P.	Freeport LNG Expansion, L.P. and FLNG Liquefaction, LLC	2010-161-LNG	Long-Term	Japan	Kool Orca	Freeport, Texas	3,551,960	[S]
6/7/2023	Freeport LNG Expansion, L.P.	Freeport LNG Expansion, L.P. and FLNG Liquefaction, LLC	2010-160-LNG	Long-Term	Dominican Republic	La Seine	Freeport, Texas	3,605,602	[*]
6/7/2023	Freeport LNG Expansion, L.P.	Freeport LNG Expansion, L.P. and FLNG Liquefaction, LLC	2010-160-LNG	Long-Term	Dominican Republic	La Seine	Freeport, Texas	100,003	[S],[*]
6/9/2023	Freeport LNG Expansion, L.P.	Freeport LNG Expansion, L.P. and FLNG Liquefaction, LLC	2010-161-LNG	Long-Term	Germany	Marvel Kite	Freeport, Texas	3,419,813	
6/10/2023	Freeport LNG Expansion, L.P.	Freeport LNG Expansion, L.P. and FLNG Liquefaction, LLC	2010-160-LNG	Long-Term	South Korea	Prism Brilliance	Freeport, Texas	3,648,880	
6/12/2023	Freeport LNG Expansion, L.P.	Freeport LNG Expansion, L.P. and FLNG Liquefaction, LLC	2010-161-LNG	Long-Term	Germany	LNG Rosenrot	Freeport, Texas	3,847,326	
6/15/2023	Freeport LNG Expansion, L.P.	Freeport LNG Expansion, L.P. and FLNG Liquefaction, LLC	2010-161-LNG	Long-Term	France	Yiannis	Freeport, Texas	3,645,398	
6/17/2023	Freeport LNG Expansion, L.P.	Freeport LNG Expansion, L.P. and FLNG Liquefaction, LLC	2010-161-LNG	Long-Term	Poland	Grazyna Gesicka	Freeport, Texas	3,479,249	

[S] Spot – a one-time transaction for near-term delivery of a specific quantity of LNG at a specific location. Spot cargos could be included in either long-term or short-term authorized types.

[\*] Split cargo – a single shipment of LNG where portions of the cargo have different transactional characteristics. For instance, a single cargo can have more than one buyer, supplier, price, unloading port, loading port, or DOE authorization.

[C] Commissioning cargo – pre-commercial cargo loaded while export facility operations are still undergoing final testing and inspection. Commissioning cargos may occur multiple times for the same facility as individual LNG trains enter service.

Countries of destination are current as of publication date. Any updates to countries of destination reported will be published in the next scheduled LNG Monthly.



**VESSEL-BORNE EXPORTS OF DOMESTICALLY-PRODUCED LIQUEFIED NATURAL GAS (LNG)**

Table 2a(v)

Date of Departure	Name of Exporter	Supplier	Docket Number	Docket Term	Country of Destination	Name of Tanker	Departure Terminal	Volume (Mcf of Natural Gas)	Notes
6/18/2023	Freeport LNG Expansion, L.P.	Freeport LNG Expansion, L.P. and FLNG Liquefaction, LLC	2010-161-LNG	Long-Term	China	Flex Constellation	Freeport, Texas	3,352,446	
6/19/2023	Freeport LNG Expansion, L.P.	Freeport LNG Expansion, L.P. and FLNG Liquefaction, LLC	2010-160-LNG	Long-Term	Chile	Attalos	Freeport, Texas	979,235	[*]
6/19/2023	Freeport LNG Expansion, L.P.	Freeport LNG Expansion, L.P. and FLNG Liquefaction, LLC	2010-161-LNG	Long-Term	Argentina	Attalos	Freeport, Texas	1,630,585	[*]
6/21/2023	Freeport LNG Expansion, L.P.	Freeport LNG Expansion, L.P. and FLNG Liquefaction, LLC	2010-160-LNG	Long-Term	Dominican Republic	LNG Abuja II	Freeport, Texas	3,608,950	[*]
6/21/2023	Freeport LNG Expansion, L.P.	Freeport LNG Expansion, L.P. and FLNG Liquefaction, LLC	2010-160-LNG	Long-Term	Dominican Republic	LNG Abuja II	Freeport, Texas	128,548	[S],[*]
6/23/2023	Freeport LNG Expansion, L.P.	Freeport LNG Expansion, L.P. and FLNG Liquefaction, LLC	2010-160-LNG	Long-Term	South Korea	Diamond Gas Victoria	Freeport, Texas	3,702,629	
6/24/2023	Freeport LNG Expansion, L.P.	Freeport LNG Expansion, L.P. and FLNG Liquefaction, LLC	2010-161-LNG	Long-Term	Japan	Energy Atlantic	Freeport, Texas	3,309,161	
6/26/2023	Freeport LNG Expansion, L.P.	Freeport LNG Expansion, L.P. and FLNG Liquefaction, LLC	2010-161-LNG	Long-Term	Poland	Lech Kaczynski	Freeport, Texas	3,681,043	
6/27/2023	Freeport LNG Expansion, L.P.	Freeport LNG Expansion, L.P. and FLNG Liquefaction, LLC	2010-161-LNG	Long-Term	Poland	LNGShips Athena	Freeport, Texas	3,638,921	
6/29/2023	Freeport LNG Expansion, L.P.	Freeport LNG Expansion, L.P. and FLNG Liquefaction, LLC	2010-161-LNG	Long-Term	Netherlands	Cool Explorer	Freeport, Texas	3,286,656	
6/30/2023	Freeport LNG Expansion, L.P.	Freeport LNG Expansion, L.P. and FLNG Liquefaction, LLC	2010-160-LNG	Long-Term	South Korea	Prism Agility	Freeport, Texas	3,386,595	
7/2/2023	Freeport LNG Expansion, L.P.	Freeport LNG Expansion, L.P. and FLNG Liquefaction, LLC	2010-161-LNG	Long-Term	France	Hellas Athina	Freeport, Texas	3,488,761	
7/4/2023	Freeport LNG Expansion, L.P.	Freeport LNG Expansion, L.P. and FLNG Liquefaction, LLC	2010-160-LNG	Long-Term	Dominican Republic	LNG Enterprise	Freeport, Texas	1,467,189	[*]
7/4/2023	Freeport LNG Expansion, L.P.	Freeport LNG Expansion, L.P. and FLNG Liquefaction, LLC	2010-161-LNG	Long-Term	Argentina	LNG Enterprise	Freeport, Texas	2,109,451	[*]
7/6/2023	Freeport LNG Expansion, L.P.	Freeport LNG Expansion, L.P. and FLNG Liquefaction, LLC	2010-160-LNG	Long-Term	Chile	Aristidis I	Freeport, Texas	3,689,354	
7/9/2023	Freeport LNG Expansion, L.P.	Freeport LNG Expansion, L.P. and FLNG Liquefaction, LLC	2010-161-LNG	Long-Term	China	Gaslog Wales	Freeport, Texas	3,616,717	[*]
7/9/2023	Freeport LNG Expansion, L.P.	Freeport LNG Expansion, L.P. and FLNG Liquefaction, LLC	2010-161-LNG	Long-Term	China	Gaslog Wales	Freeport, Texas	191,946	[S],[*]
7/10/2023	Freeport LNG Expansion, L.P.	Freeport LNG Expansion, L.P. and FLNG Liquefaction, LLC	2010-161-LNG	Long-Term	Netherlands	LNG Schneeweissen	Freeport, Texas	3,787,696	
7/12/2023	Freeport LNG Expansion, L.P.	Freeport LNG Expansion, L.P. and FLNG Liquefaction, LLC	2010-161-LNG	Long-Term	China	Tenergy	Freeport, Texas	3,257,604	[S]
7/14/2023	Freeport LNG Expansion, L.P.	Freeport LNG Expansion, L.P. and FLNG Liquefaction, LLC	2010-161-LNG	Long-Term	Croatia	BW Magnolia	Freeport, Texas	3,526,066	
7/15/2023	Freeport LNG Expansion, L.P.	Freeport LNG Expansion, L.P. and FLNG Liquefaction, LLC	2010-161-LNG	Long-Term	China	SK Resolute	Freeport, Texas	3,596,426	[*]
7/15/2023	Freeport LNG Expansion, L.P.	Freeport LNG Expansion, L.P. and FLNG Liquefaction, LLC	2010-161-LNG	Long-Term	China	SK Resolute	Freeport, Texas	196,846	[S],[*]
7/18/2023	Freeport LNG Expansion, L.P.	Freeport LNG Expansion, L.P. and FLNG Liquefaction, LLC	2010-161-LNG	Long-Term	Japan	Grace Freesia	Freeport, Texas	3,644,851	
7/20/2023	Freeport LNG Expansion, L.P.	Freeport LNG Expansion, L.P. and FLNG Liquefaction, LLC	2010-161-LNG	Long-Term	Netherlands	Cool Runner	Freeport, Texas	3,417,684	
7/21/2023	Freeport LNG Expansion, L.P.	Freeport LNG Expansion, L.P. and FLNG Liquefaction, LLC	2010-161-LNG	Long-Term	Finland	Yiannis	Freeport, Texas	3,666,321	

[S] Spot – a one-time transaction for near-term delivery of a specific quantity of LNG at a specific location. Spot cargos could be included in either long-term or short-term authorized types.

[\*] Split cargo – a single shipment of LNG where portions of the cargo have different transactional characteristics. For instance, a single cargo can have more than one buyer, supplier, price, unloading port, loading port, or DOE authorization.

[C] Commissioning cargo – pre-commercial cargo loaded while export facility operations are still undergoing final testing and inspection. Commissioning cargos may occur multiple times for the same facility as individual LNG trains enter service.

Countries of destination are current as of publication date. Any updates to countries of destination reported will be published in the next scheduled LNG Monthly.

**VESSEL-BORNE EXPORTS OF DOMESTICALLY-PRODUCED LIQUEFIED NATURAL GAS (LNG)**

Table 2a(v)

Date of Departure	Name of Exporter	Supplier	Docket Number	Docket Term	Country of Destination	Name of Tanker	Departure Terminal	Volume (Mcf of Natural Gas)	Notes
7/23/2023	Freeport LNG Expansion, L.P.	Freeport LNG Expansion, L.P. and FLNG Liquefaction, LLC	2010-160-LNG	Long-Term	South Korea	Prism Diversity	Freeport, Texas	3,545,744	
7/24/2023	Freeport LNG Expansion, L.P.	Freeport LNG Expansion, L.P. and FLNG Liquefaction, LLC	2010-161-LNG	Long-Term	Argentina	BW Pavilion Aranda	Freeport, Texas	2,158,833	
7/27/2023	Freeport LNG Expansion, L.P.	Freeport LNG Expansion, L.P. and FLNG Liquefaction, LLC	2010-161-LNG	Long-Term	China	Palu LNG	Freeport, Texas	3,387,647	[S]
7/28/2023	Freeport LNG Expansion, L.P.	Freeport LNG Expansion, L.P. and FLNG Liquefaction, LLC	2010-160-LNG	Long-Term	South Korea	LNG Adventure	Freeport, Texas	3,158,739	[*]
7/28/2023	Freeport LNG Expansion, L.P.	Freeport LNG Expansion, L.P. and FLNG Liquefaction, LLC	2010-161-LNG	Long-Term	Indonesia	LNG Adventure	Freeport, Texas	456,057	[*]
7/28/2023	Freeport LNG Expansion, L.P.	Freeport LNG Expansion, L.P. and FLNG Liquefaction, LLC	2010-160-LNG	Long-Term	South Korea	LNG Adventure	Freeport, Texas	86,420	[S],[*]
7/28/2023	Freeport LNG Expansion, L.P.	Freeport LNG Expansion, L.P. and FLNG Liquefaction, LLC	2010-161-LNG	Long-Term	Indonesia	LNG Adventure	Freeport, Texas	12,477	[S],[*]
7/29/2023	Freeport LNG Expansion, L.P.	Freeport LNG Expansion, L.P. and FLNG Liquefaction, LLC	2010-161-LNG	Long-Term	Spain	Diamond Gas Crystal	Freeport, Texas	3,702,825	
7/31/2023	Freeport LNG Expansion, L.P.	Freeport LNG Expansion, L.P. and FLNG Liquefaction, LLC	2010-161-LNG	Long-Term	Japan	Corcovado LNG	Freeport, Texas	3,356,449	
8/2/2023	Freeport LNG Expansion, L.P.	Freeport LNG Expansion, L.P. and FLNG Liquefaction, LLC	2010-160-LNG	Long-Term	South Korea	Energy Fidelity	Freeport, Texas	3,665,735	
8/4/2023	Freeport LNG Expansion, L.P.	Freeport LNG Expansion, L.P. and FLNG Liquefaction, LLC	2010-161-LNG	Long-Term	China	Aristos I	Freeport, Texas	3,466,022	[*]
8/4/2023	Freeport LNG Expansion, L.P.	Freeport LNG Expansion, L.P. and FLNG Liquefaction, LLC	2010-161-LNG	Long-Term	Spain	BW Lesmes	Freeport, Texas	239,817	[*]
8/5/2023	Freeport LNG Expansion, L.P.	Freeport LNG Expansion, L.P. and FLNG Liquefaction, LLC	2010-161-LNG	Long-Term	Greece	Gaslog Hong Kong	Freeport, Texas	1,696,291	[*]
8/5/2023	Freeport LNG Expansion, L.P.	Freeport LNG Expansion, L.P. and FLNG Liquefaction, LLC	2010-161-LNG	Long-Term	Spain	Gaslog Hong Kong	Freeport, Texas	1,916,923	[*]
8/5/2023	Freeport LNG Expansion, L.P.	Freeport LNG Expansion, L.P. and FLNG Liquefaction, LLC	2010-161-LNG	Long-Term	Greece	Gaslog Hong Kong	Freeport, Texas	58,700	[S],[*]
8/5/2023	Freeport LNG Expansion, L.P.	Freeport LNG Expansion, L.P. and FLNG Liquefaction, LLC	2010-161-LNG	Long-Term	Spain	Gaslog Hong Kong	Freeport, Texas	66,334	[S],[*]
8/7/2023	Freeport LNG Expansion, L.P.	Freeport LNG Expansion, L.P. and FLNG Liquefaction, LLC	2010-161-LNG	Long-Term	Belgium	LNG Lagos II	Freeport, Texas	3,362,723	
8/8/2023	Freeport LNG Expansion, L.P.	Freeport LNG Expansion, L.P. and FLNG Liquefaction, LLC	2010-161-LNG	Long-Term	Japan	LNG Sakura	Freeport, Texas	3,697,989	
8/10/2023	Freeport LNG Expansion, L.P.	Freeport LNG Expansion, L.P. and FLNG Liquefaction, LLC	2010-161-LNG	Long-Term	Netherlands	LNG Rosenrot	Freeport, Texas	3,848,691	
8/12/2023	Freeport LNG Expansion, L.P.	Freeport LNG Expansion, L.P. and FLNG Liquefaction, LLC	2010-160-LNG	Long-Term	South Korea	Prism Brilliance	Freeport, Texas	3,542,724	
8/13/2023	Freeport LNG Expansion, L.P.	Freeport LNG Expansion, L.P. and FLNG Liquefaction, LLC	2010-161-LNG	Long-Term	Japan	LNGShips Athena	Freeport, Texas	3,685,745	
8/15/2023	Freeport LNG Expansion, L.P.	Freeport LNG Expansion, L.P. and FLNG Liquefaction, LLC	2010-161-LNG	Long-Term	Germany	Cool Explorer	Freeport, Texas	3,419,546	
8/18/2023	Freeport LNG Expansion, L.P.	Freeport LNG Expansion, L.P. and FLNG Liquefaction, LLC	2010-161-LNG	Long-Term	China	SK Audace	Freeport, Texas	3,601,914	[*]
8/18/2023	Freeport LNG Expansion, L.P.	Freeport LNG Expansion, L.P. and FLNG Liquefaction, LLC	2010-161-LNG	Long-Term	China	SK Audace	Freeport, Texas	258,919	[S],[*]
8/19/2023	Freeport LNG Expansion, L.P.	Freeport LNG Expansion, L.P. and FLNG Liquefaction, LLC	2010-161-LNG	Long-Term	United Kingdom	Lech Kaczynski	Freeport, Texas	3,655,408	

[S] Spot – a one-time transaction for near-term delivery of a specific quantity of LNG at a specific location. Spot cargos could be included in either long-term or short-term authorized types.

[\*] Split cargo – a single shipment of LNG where portions of the cargo have different transactional characteristics. For instance, a single cargo can have more than one buyer, supplier, price, unloading port, loading port, or DOE authorization.

[C] Commissioning cargo – pre-commercial cargo loaded while export facility operations are still undergoing final testing and inspection. Commissioning cargos may occur multiple times for the same facility as individual LNG trains enter service.

Countries of destination are current as of publication date. Any updates to countries of destination reported will be published in the next scheduled LNG Monthly.

**VESSEL-BORNE EXPORTS OF DOMESTICALLY-PRODUCED LIQUEFIED NATURAL GAS (LNG)**

Table 2a(v)

Date of Departure	Name of Exporter	Supplier	Docket Number	Docket Term	Country of Destination	Name of Tanker	Departure Terminal	Volume (Mcf of Natural Gas)	Notes
8/21/2023	Freeport LNG Expansion, L.P.	Freeport LNG Expansion, L.P. and FLNG Liquefaction, LLC	2010-161-LNG	Long-Term	France	Cool Runner	Freeport, Texas	3,395,549	
8/24/2023	Freeport LNG Expansion, L.P.	Freeport LNG Expansion, L.P. and FLNG Liquefaction, LLC	2010-160-LNG	Long-Term	South Korea	Diamond Gas Victoria	Freeport, Texas	3,686,446	
8/26/2023	Freeport LNG Expansion, L.P.	Freeport LNG Expansion, L.P. and FLNG Liquefaction, LLC	2010-161-LNG	Long-Term	Poland	Diamond Gas Crystal	Freeport, Texas	3,568,872	
8/27/2023	Freeport LNG Expansion, L.P.	Freeport LNG Expansion, L.P. and FLNG Liquefaction, LLC	2010-161-LNG	Long-Term	France	Gaslog Windsor	Freeport, Texas	3,697,559	
8/28/2023	Freeport LNG Expansion, L.P.	Freeport LNG Expansion, L.P. and FLNG Liquefaction, LLC	2010-161-LNG	Long-Term	France	Kool Ice	Freeport, Texas	3,198,702	
8/30/2023	Freeport LNG Expansion, L.P.	Freeport LNG Expansion, L.P. and FLNG Liquefaction, LLC	2010-161-LNG	Long-Term	China	Qogir	Freeport, Texas	2,856,515	[*]
8/30/2023	Freeport LNG Expansion, L.P.	Freeport LNG Expansion, L.P. and FLNG Liquefaction, LLC	2010-161-LNG	Long-Term	Indonesia	Qogir	Freeport, Texas	744,921	[*]
8/30/2023	Freeport LNG Expansion, L.P.	Freeport LNG Expansion, L.P. and FLNG Liquefaction, LLC	2010-161-LNG	Long-Term	China	Qogir	Freeport, Texas	82,531	[S],[*]
8/30/2023	Freeport LNG Expansion, L.P.	Freeport LNG Expansion, L.P. and FLNG Liquefaction, LLC	2010-161-LNG	Long-Term	Indonesia	Qogir	Freeport, Texas	21,522	[S],[*]
<b>TOTAL Exports of LNG from Freeport</b>								<b>355,706,403</b>	

[S] Spot – a one-time transaction for near-term delivery of a specific quantity of LNG at a specific location. Spot cargos could be included in either long-term or short-term authorized types.

[\*] Split cargo – a single shipment of LNG where portions of the cargo have different transactional characteristics. For instance, a single cargo can have more than one buyer, supplier, price, unloading port, loading port, or DOE authorization.

[C] Commissioning cargo – pre-commercial cargo loaded while export facility operations are still undergoing final testing and inspection. Commissioning cargos may occur multiple times for the same facility as individual LNG trains enter service.

Countries of destination are current as of publication date. Any updates to countries of destination reported will be published in the next scheduled LNG Monthly.

**VESSEL-BORNE EXPORTS OF DOMESTICALLY-PRODUCED LIQUEFIED NATURAL GAS (LNG)**

Table 2a(vi)

Date of Departure	Name of Exporter	Supplier	Docket Number	Docket Term	Country of Destination	Name of Tanker	Departure Terminal	Volume (Mcf of Natural Gas)	Notes
1/7/2023	Southern LNG Company, L.L.C.	Shell NA LNG LLC	2012-100-LNG	Long-Term	United Kingdom	Magdala	Elba Island, Georgia	3,672,665	
1/25/2023	Southern LNG Company, L.L.C.	Shell NA LNG LLC	2012-100-LNG	Long-Term	Italy	Alicante Knutsen	Elba Island, Georgia	3,157,205	
1/29/2023	Southern LNG Company, L.L.C.	Shell NA LNG LLC	2012-100-LNG	Long-Term	Malta	Methane Princess	Elba Island, Georgia	2,592,034	
2/3/2023	Southern LNG Company, L.L.C.	Shell NA LNG LLC	2012-100-LNG	Long-Term	Italy	Gaslog Gibraltar	Elba Island, Georgia	3,710,697	
2/9/2023	Southern LNG Company, L.L.C.	Shell NA LNG LLC	2012-100-LNG	Long-Term	Netherlands	Kool Orca	Elba Island, Georgia	3,612,475	
2/23/2023	Southern LNG Company, L.L.C.	Shell NA LNG LLC	2012-100-LNG	Long-Term	United Kingdom	Golar Penguin	Elba Island, Georgia	3,253,988	
3/11/2023	Southern LNG Company, L.L.C.	Shell NA LNG LLC	2012-100-LNG	Long-Term	United Kingdom	Gaslog Gibraltar	Elba Island, Georgia	3,603,888	
3/14/2023	Southern LNG Company, L.L.C.	Shell NA LNG LLC	2012-100-LNG	Long-Term	Jamaica	AVENIR ACHIEVEMENT	Elba Island, Georgia	429,803	
3/22/2023	Southern LNG Company, L.L.C.	Shell NA LNG LLC	2012-100-LNG	Long-Term	Netherlands	Barcelona Knutsen	Elba Island, Georgia	3,706,332	
3/29/2023	Southern LNG Company, L.L.C.	Shell NA LNG LLC	2012-100-LNG	Long-Term	Brazil	Magdala	Elba Island, Georgia	1,333,685	
3/29/2023	Southern LNG Company, L.L.C.	Shell NA LNG LLC	2012-100-LNG	Long-Term	Argentina	Magdala	Elba Island, Georgia	2,342,996	
4/5/2023	Southern LNG Company, L.L.C.	Shell NA LNG LLC	2012-100-LNG	Long-Term	Brazil	Seapeak Vancouver	Elba Island, Georgia	3,597,992	
4/30/2023	Southern LNG Company, L.L.C.	Shell NA LNG LLC	2012-100-LNG	Long-Term	France	Orion Bohemia	Elba Island, Georgia	3,724,924	
5/5/2023	Southern LNG Company, L.L.C.	Shell NA LNG LLC	2012-100-LNG	Long-Term	Jamaica	AVENIR ACHIEVEMENT	Elba Island, Georgia	287,613	
5/14/2023	Southern LNG Company, L.L.C.	Shell NA LNG LLC	2012-100-LNG	Long-Term	Netherlands	Maran Gas Delphi	Elba Island, Georgia	3,397,950	
5/21/2023	Southern LNG Company, L.L.C.	Shell NA LNG LLC	2012-100-LNG	Long-Term	France	Alicante Knutsen	Elba Island, Georgia	3,692,495	
6/3/2023	Southern LNG Company, L.L.C.	Shell NA LNG LLC	2012-54-LNG	Long-Term	Singapore	Seapeak Madrid	Elba Island, Georgia	2,934,884	
6/9/2023	Southern LNG Company, L.L.C.	Shell NA LNG LLC	2012-100-LNG	Long-Term	Jamaica	AVENIR ACHIEVEMENT	Elba Island, Georgia	170	
6/15/2023	Southern LNG Company, L.L.C.	Shell NA LNG LLC	2012-100-LNG	Long-Term	China	Bilbao Knutsen	Elba Island, Georgia	2,921,210	
6/19/2023	Southern LNG Company, L.L.C.	Shell NA LNG LLC	2012-100-LNG	Long-Term	Netherlands	Maran Gas Agamemnon	Elba Island, Georgia	3,582,327	
6/25/2023	Southern LNG Company, L.L.C.	Shell NA LNG LLC	2012-100-LNG	Long-Term	Jamaica	AVENIR ACHIEVEMENT	Elba Island, Georgia	215	
6/27/2023	Southern LNG Company, L.L.C.	Shell NA LNG LLC	2012-54-LNG	Long-Term	Singapore	Santander Knutsen	Elba Island, Georgia	3,556,700	
7/4/2023	Southern LNG Company, L.L.C.	Shell NA LNG LLC	2012-100-LNG	Long-Term	China	Maran Gas Pericles	Elba Island, Georgia	3,453,127	
7/11/2023	Southern LNG Company, L.L.C.	Shell NA LNG LLC	2012-100-LNG	Long-Term	Netherlands	Megara	Elba Island, Georgia	3,838,133	
7/21/2023	Southern LNG Company, L.L.C.	Shell NA LNG LLC	2012-54-LNG	Long-Term	Chile	Pan Asia	Elba Island, Georgia	1,960,090	[*]
7/21/2023	Southern LNG Company, L.L.C.	Shell NA LNG LLC	2012-54-LNG	Long-Term	El Salvador	Pan Asia	Elba Island, Georgia	805	[*]
7/26/2023	Southern LNG Company, L.L.C.	Shell NA LNG LLC	2012-100-LNG	Long-Term	Jamaica	AVENIR ACHIEVEMENT	Elba Island, Georgia	351	
8/8/2023	Southern LNG Company, L.L.C.	Shell NA LNG LLC	2012-100-LNG	Long-Term	Greece	Seapeak Madrid	Elba Island, Georgia	2,945,301	
8/19/2023	Southern LNG Company, L.L.C.	Shell NA LNG LLC	2012-100-LNG	Long-Term	Jamaica	AVENIR ACHIEVEMENT	Elba Island, Georgia	196	
<b>TOTAL Exports of LNG from Elba Island</b>								<b>71,310,251</b>	

[S] Spot – a one-time transaction for near-term delivery of a specific quantity of LNG at a specific location. Spot cargos could be included in either long-term or short-term authorized types.

[\*] Split cargo – a single shipment of LNG where portions of the cargo have different transactional characteristics. For instance, a single cargo can have more than one buyer, supplier, price, unloading port, loading port, or DOE authorization.

[C] Commissioning cargo – pre-commercial cargo loaded while export facility operations are still undergoing final testing and inspection. Commissioning cargos may occur multiple times for the same facility as individual LNG trains enter service.

Countries of destination are current as of publication date. Any updates to countries of destination reported will be published in the next scheduled LNG Monthly.





## VESSEL-BORNE EXPORTS OF DOMESTICALLY-PRODUCED LIQUEFIED NATURAL GAS (LNG)

Table 2a(vi)

Date of Departure	Name of Exporter	Supplier	Docket Number	Docket Term	Country of Destination	Name of Tanker	Departure Terminal	Volume (Mcf of Natural Gas)	Notes
8/7/2023	Venture Global Calcasieu Pass, LLC	Venture Global Calcasieu Pass, LLC	2015-25-LNG	Long-Term	Germany	Gaslog Georgetown	Cameron, Louisiana	3,662,701	[S],[C]
8/11/2023	Venture Global Calcasieu Pass, LLC	Venture Global Calcasieu Pass, LLC	2015-25-LNG	Long-Term	India	Elisa Aquila	Cameron, Louisiana	3,664,857	[S],[C]
8/14/2023	Venture Global Calcasieu Pass, LLC	Venture Global Calcasieu Pass, LLC	2015-25-LNG	Long-Term	Spain	Diamond Gas Metropolis	Cameron, Louisiana	3,665,535	[C]
8/18/2023	Venture Global Calcasieu Pass, LLC	Venture Global Calcasieu Pass, LLC	2015-25-LNG	Long-Term	Netherlands	Maran Gas Amorgos	Cameron, Louisiana	3,574,732	[C]
8/21/2023	Venture Global Calcasieu Pass, LLC	Venture Global Calcasieu Pass, LLC	2013-69-LNG	Long-Term	Dominican Republic	Stena Clear Sky	Cameron, Louisiana	3,474,789	[S],[C]
8/24/2023	Venture Global Calcasieu Pass, LLC	Venture Global Calcasieu Pass, LLC	2015-25-LNG	Long-Term	Netherlands	BW Lilac	Cameron, Louisiana	3,643,396	[S],[C]
8/29/2023	Venture Global Calcasieu Pass, LLC	Venture Global Calcasieu Pass, LLC	2015-25-LNG	Long-Term	Germany	Maran Gas Andros	Cameron, Louisiana	3,473,003	[C]
8/31/2023	Venture Global Calcasieu Pass, LLC	Venture Global Calcasieu Pass, LLC	2015-25-LNG	Long-Term	Germany	Grazyna Gesicka	Cameron, Louisiana	2,957,230	[*],[C]
8/31/2023	Venture Global Calcasieu Pass, LLC	Venture Global Calcasieu Pass, LLC	2015-25-LNG	Long-Term	Netherlands	Grazyna Gesicka	Cameron, Louisiana	606,530	[*],[C]
<b>TOTAL Exports of LNG from Calcasieu Pass</b>								<b>311,619,532</b>	

[S] **Spot** – a one-time transaction for near-term delivery of a specific quantity of LNG at a specific location. Spot cargos could be included in either long-term or short-term authorized types.

[\*] **Split cargo** – a single shipment of LNG where portions of the cargo have different transactional characteristics. For instance, a single cargo can have more than one buyer, supplier, price, unloading port, loading port, or DOE authorization.

[C] **Commissioning cargo** – pre-commercial cargo loaded while export facility operations are still undergoing final testing and inspection. Commissioning cargos may occur multiple times for the same facility as individual LNG trains enter service.

Countries of destination are current as of publication date. Any updates to countries of destination reported will be published in the next scheduled *LNG Monthly*.

**VESSEL-BORNE EXPORTS OF DOMESTICALLY-PRODUCED LIQUEFIED NATURAL GAS (LNG) SHIPPED BY ISO CONTAINER**

Table 2b

Date of Departure	Name of Exporter	Supplier	Docket Number	Country of Destination	Name of Ocean Going Vessel	ISO Container Loading Facility & Location	U.S. Export Port or Terminal	Volume (Mcf of Natural Gas)	Notes
1/4/2023	American LNG Marketing LLC	Peninsula Energy Services Co	2014-209-LNG	Bahamas	Sea Express	Haileah, Florida	Ft. Lauderdale, Florida	2,544	
1/4/2023	American LNG Marketing LLC	Peninsula Energy Services Co	2014-209-LNG	Bahamas	Vi-Nais	Haileah, Florida	Ft. Lauderdale, Florida	1,696	
1/5/2023	American LNG Marketing LLC	Peninsula Energy Services Co	2014-209-LNG	Bahamas	Eastwind	Haileah, Florida	Ft. Lauderdale, Florida	848	
1/6/2023	American LNG Marketing LLC	Peninsula Energy Services Co	2014-209-LNG	Jamaica	Contship Pax	Haileah, Florida	Ft. Lauderdale, Florida	8,480	
1/7/2023	American LNG Marketing LLC	Peninsula Energy Services Co	2014-209-LNG	Jamaica	NFE Clean Energy	Haileah, Florida	Ft. Lauderdale, Florida	27,136	
1/9/2023	American LNG Marketing LLC	Peninsula Energy Services Co	2014-209-LNG	Bahamas	Caribbean Express	Haileah, Florida	Ft. Lauderdale, Florida	2,544	
1/9/2023	American LNG Marketing LLC	Peninsula Energy Services Co	2014-209-LNG	Haiti	BBC Hong Kong	Haileah, Florida	Ft. Lauderdale, Florida	6,784	
1/10/2023	American LNG Marketing LLC	Peninsula Energy Services Co	2014-209-LNG	Bahamas	Grand Express	Haileah, Florida	Ft. Lauderdale, Florida	2,544	
1/13/2023	American LNG Marketing LLC	Peninsula Energy Services Co	2014-209-LNG	Bahamas	Caribbean Express	Haileah, Florida	Ft. Lauderdale, Florida	5,936	
1/13/2023	American LNG Marketing LLC	Peninsula Energy Services Co	2014-209-LNG	Bahamas	Caribbean Express	Haileah, Florida	Ft. Lauderdale, Florida	5,936	
1/15/2023	American LNG Marketing LLC	Peninsula Energy Services Co	2014-209-LNG	Jamaica	NFE Clean Energy	Haileah, Florida	Ft. Lauderdale, Florida	27,136	
1/16/2023	American LNG Marketing LLC	Peninsula Energy Services Co	2014-209-LNG	Bahamas	Cape Express	Haileah, Florida	Ft. Lauderdale, Florida	2,544	
1/18/2023	American LNG Marketing LLC	Peninsula Energy Services Co	2014-209-LNG	Bahamas	Eastwind	Haileah, Florida	Ft. Lauderdale, Florida	2,544	
1/20/2023	American LNG Marketing LLC	Peninsula Energy Services Co	2014-209-LNG	Bahamas	Vi-Nais	Haileah, Florida	Ft. Lauderdale, Florida	1,696	
1/20/2023	American LNG Marketing LLC	Peninsula Energy Services Co	2014-209-LNG	Jamaica	Tampa Trader	Haileah, Florida	Ft. Lauderdale, Florida	12,720	
1/22/2023	American LNG Marketing LLC	Peninsula Energy Services Co	2014-209-LNG	Haiti	BBC Hong Kong	Haileah, Florida	Ft. Lauderdale, Florida	848	
1/23/2023	American LNG Marketing LLC	Peninsula Energy Services Co	2014-209-LNG	Bahamas	Caribbean Express	Haileah, Florida	Ft. Lauderdale, Florida	2,544	
1/24/2023	American LNG Marketing LLC	Peninsula Energy Services Co	2014-209-LNG	Jamaica	NFE Clean Energy	Haileah, Florida	Ft. Lauderdale, Florida	27,136	
1/25/2023	American LNG Marketing LLC	Peninsula Energy Services Co	2014-209-LNG	Bahamas	Eastwind	Haileah, Florida	Ft. Lauderdale, Florida	1,696	
1/27/2023	American LNG Marketing LLC	Peninsula Energy Services Co	2014-209-LNG	Bahamas	Emerald Express	Haileah, Florida	Ft. Lauderdale, Florida	3,392	
1/27/2023	American LNG Marketing LLC	Peninsula Energy Services Co	2014-209-LNG	Jamaica	Corona J	Haileah, Florida	Ft. Lauderdale, Florida	3,392	
1/30/2023	American LNG Marketing LLC	Peninsula Energy Services Co	2014-209-LNG	Bahamas	Caribbean Express	Haileah, Florida	Ft. Lauderdale, Florida	5,088	
2/1/2023	American LNG Marketing LLC	Peninsula Energy Services Co	2014-209-LNG	Bahamas	Eastwind	Haileah, Florida	Ft. Lauderdale, Florida	1,696	
2/1/2023	American LNG Marketing LLC	Peninsula Energy Services Co	2014-209-LNG	Haiti	Artemis	Haileah, Florida	Ft. Lauderdale, Florida	6,784	
2/1/2023	American LNG Marketing LLC	Peninsula Energy Services Co	2014-209-LNG	Jamaica	NFE Clean Energy	Haileah, Florida	Ft. Lauderdale, Florida	27,136	
2/3/2023	American LNG Marketing LLC	Peninsula Energy Services Co	2014-209-LNG	Bahamas	Bahamas Express	Haileah, Florida	Ft. Lauderdale, Florida	3,392	
2/3/2023	American LNG Marketing LLC	Peninsula Energy Services Co	2014-209-LNG	Jamaica	AS Savanna	Haileah, Florida	Ft. Lauderdale, Florida	8,480	
2/6/2023	American LNG Marketing LLC	Peninsula Energy Services Co	2014-209-LNG	Bahamas	Caribbean Express	Haileah, Florida	Ft. Lauderdale, Florida	1,696	
2/9/2023	American LNG Marketing LLC	Peninsula Energy Services Co	2014-209-LNG	Bahamas	Eastwind	Haileah, Florida	Ft. Lauderdale, Florida	1,696	
2/9/2023	American LNG Marketing LLC	Peninsula Energy Services Co	2014-209-LNG	Jamaica	NFE Clean Energy	Haileah, Florida	Ft. Lauderdale, Florida	27,136	
2/10/2023	American LNG Marketing LLC	Peninsula Energy Services Co	2014-209-LNG	Bahamas	Cape Express	Haileah, Florida	Ft. Lauderdale, Florida	1,696	
2/10/2023	American LNG Marketing LLC	Peninsula Energy Services Co	2014-209-LNG	Jamaica	AS Sabrina	Haileah, Florida	Ft. Lauderdale, Florida	8,480	
2/10/2023	American LNG Marketing LLC	Peninsula Energy Services Co	2014-209-LNG	Jamaica	CMA CGM Callao	Haileah, Florida	Ft. Lauderdale, Florida	5,088	
2/11/2023	American LNG Marketing LLC	Peninsula Energy Services Co	2014-209-LNG	Haiti	Artemis	Haileah, Florida	Ft. Lauderdale, Florida	1,696	
2/15/2023	American LNG Marketing LLC	Peninsula Energy Services Co	2014-209-LNG	Bahamas	Eastwind	Haileah, Florida	Ft. Lauderdale, Florida	1,696	
2/15/2023	American LNG Marketing LLC	Peninsula Energy Services Co	2014-209-LNG	Bahamas	Vi-Nais	Haileah, Florida	Ft. Lauderdale, Florida	3,392	
2/17/2023	American LNG Marketing LLC	Peninsula Energy Services Co	2014-209-LNG	Jamaica	AS Savanna	Haileah, Florida	Ft. Lauderdale, Florida	8,480	
2/17/2023	American LNG Marketing LLC	Peninsula Energy Services Co	2014-209-LNG	Jamaica	Corona J	Haileah, Florida	Ft. Lauderdale, Florida	8,480	
2/18/2023	American LNG Marketing LLC	Peninsula Energy Services Co	2014-209-LNG	Bahamas	Bahamas Express	Haileah, Florida	Ft. Lauderdale, Florida	5,088	
2/18/2023	American LNG Marketing LLC	Peninsula Energy Services Co	2014-209-LNG	Jamaica	NFE Clean Energy	Haileah, Florida	Ft. Lauderdale, Florida	27,136	
2/20/2023	American LNG Marketing LLC	Peninsula Energy Services Co	2014-209-LNG	Haiti	JSP BORA	Haileah, Florida	Ft. Lauderdale, Florida	2,544	
2/22/2023	American LNG Marketing LLC	Peninsula Energy Services Co	2014-209-LNG	Bahamas	Eastwind	Haileah, Florida	Ft. Lauderdale, Florida	1,696	
2/24/2023	American LNG Marketing LLC	Peninsula Energy Services Co	2014-209-LNG	Bahamas	Sea Express	Haileah, Florida	Ft. Lauderdale, Florida	2,544	
2/24/2023	American LNG Marketing LLC	Peninsula Energy Services Co	2014-209-LNG	Jamaica	AS Sabrina	Haileah, Florida	Ft. Lauderdale, Florida	8,480	
2/24/2023	American LNG Marketing LLC	Peninsula Energy Services Co	2014-209-LNG	Jamaica	CMA CGM Callao	Haileah, Florida	Ft. Lauderdale, Florida	4,240	

[S] Spot – a one-time transaction for near-term delivery of a specific quantity of LNG at a specific location. Spot cargos could be included in either long-term or short-term authorized types.

[\*] Split cargo – a single shipment of LNG where portions of the cargo have different transactional characteristics. For instance, a single cargo can have more than one buyer, supplier, price, unloading port, loading port, or DOE authorization.

[C] Commissioning cargo – pre-commercial cargo loaded while export facility operations are still undergoing final testing and inspection. Commissioning cargos may occur multiple times for the same facility as individual LNG trains enter service.

Countries of destination are current as of publication date. Any updates to countries of destination reported will be published in the next scheduled LNG Monthly.



**VESSEL-BORNE EXPORTS OF DOMESTICALLY-PRODUCED LIQUEFIED NATURAL GAS (LNG) SHIPPED BY ISO CONTAINER**

Table 2b

Date of Departure	Name of Exporter	Supplier	Docket Number	Country of Destination	Name of Ocean Going Vessel	ISO Container Loading Facility & Location	U.S. Export Port or Terminal	Volume (Mcf of Natural Gas)	Notes
2/26/2023	American LNG Marketing LLC	Peninsula Energy Services Co	2014-209-LNG	Jamaica	NFE Clean Energy	Haileah, Florida	Ft. Lauderdale, Florida	27,136	
2/27/2023	American LNG Marketing LLC	Peninsula Energy Services Co	2014-209-LNG	Bahamas	Caribbean Express	Haileah, Florida	Ft. Lauderdale, Florida	2,544	
3/1/2023	American LNG Marketing LLC	Peninsula Energy Services Co	2014-209-LNG	Bahamas	Eastwind	Haileah, Florida	Ft. Lauderdale, Florida	2,544	
3/3/2023	American LNG Marketing LLC	Peninsula Energy Services Co	2014-209-LNG	Bahamas	Emerald Express	Haileah, Florida	Ft. Lauderdale, Florida	2,544	
3/6/2023	American LNG Marketing LLC	Peninsula Energy Services Co	2014-209-LNG	Bahamas	Sea Express	Haileah, Florida	Ft. Lauderdale, Florida	1,696	
3/6/2023	American LNG Marketing LLC	Peninsula Energy Services Co	2014-209-LNG	Haiti	Michelangelo Trader, 223S.	Haileah, Florida	Ft. Lauderdale, Florida	2,544	
3/7/2023	American LNG Marketing LLC	Peninsula Energy Services Co	2014-209-LNG	Bahamas	Eastwind	Haileah, Florida	Ft. Lauderdale, Florida	2,544	
3/7/2023	American LNG Marketing LLC	Peninsula Energy Services Co	2014-209-LNG	Jamaica	NFE Clean Energy	Haileah, Florida	Ft. Lauderdale, Florida	27,136	
3/8/2023	American LNG Marketing LLC	Peninsula Energy Services Co	2014-209-LNG	Bahamas	Bahamas Express	Haileah, Florida	Ft. Lauderdale, Florida	2,544	
3/9/2023	American LNG Marketing LLC	Peninsula Energy Services Co	2014-209-LNG	Bahamas	Eastwind	Haileah, Florida	Ft. Lauderdale, Florida	848	
3/10/2023	American LNG Marketing LLC	Peninsula Energy Services Co	2014-209-LNG	Bahamas	Cape Express	Haileah, Florida	Ft. Lauderdale, Florida	3,392	
3/11/2023	American LNG Marketing LLC	Peninsula Energy Services Co	2014-209-LNG	Bahamas	Caribbean Express	Haileah, Florida	Ft. Lauderdale, Florida	2,544	
3/13/2023	American LNG Marketing LLC	Peninsula Energy Services Co	2014-209-LNG	Haiti	Michelangelo Trader, 223S.	Haileah, Florida	Ft. Lauderdale, Florida	4,240	
3/15/2023	American LNG Marketing LLC	Peninsula Energy Services Co	2014-209-LNG	Bahamas	Vi-Nais	Haileah, Florida	Ft. Lauderdale, Florida	1,696	
3/15/2023	American LNG Marketing LLC	Peninsula Energy Services Co	2014-209-LNG	Bahamas	Grand Master II	Haileah, Florida	Ft. Lauderdale, Florida	4,240	
3/15/2023	American LNG Marketing LLC	Peninsula Energy Services Co	2014-209-LNG	Jamaica	NFE Clean Energy	Haileah, Florida	Ft. Lauderdale, Florida	27,136	
3/17/2023	American LNG Marketing LLC	Peninsula Energy Services Co	2014-209-LNG	Bahamas	Caribbean Express	Haileah, Florida	Ft. Lauderdale, Florida	4,240	
3/20/2023	American LNG Marketing LLC	Peninsula Energy Services Co	2014-209-LNG	Bahamas	Vi-Nais	Haileah, Florida	Ft. Lauderdale, Florida	3,392	
3/20/2023	American LNG Marketing LLC	Peninsula Energy Services Co	2014-209-LNG	Bahamas	Vi-Nais	Haileah, Florida	Ft. Lauderdale, Florida	2,544	
3/22/2023	American LNG Marketing LLC	Peninsula Energy Services Co	2014-209-LNG	Bahamas	Grand Master II	Haileah, Florida	Ft. Lauderdale, Florida	1,696	
3/23/2023	American LNG Marketing LLC	Peninsula Energy Services Co	2014-209-LNG	Jamaica	NFE Clean Energy	Haileah, Florida	Ft. Lauderdale, Florida	27,136	
3/24/2023	American LNG Marketing LLC	Peninsula Energy Services Co	2014-209-LNG	Bahamas	Vi-Nais	Haileah, Florida	Ft. Lauderdale, Florida	3,392	
3/24/2023	American LNG Marketing LLC	Peninsula Energy Services Co	2014-209-LNG	Bahamas	Vi-Nais	Haileah, Florida	Ft. Lauderdale, Florida	2,544	
3/24/2023	American LNG Marketing LLC	Peninsula Energy Services Co	2014-209-LNG	Bahamas	Grand Master II	Haileah, Florida	Ft. Lauderdale, Florida	2,544	
3/27/2023	American LNG Marketing LLC	Peninsula Energy Services Co	2014-209-LNG	Haiti	Michelangelo Trader, 223S.	Haileah, Florida	Ft. Lauderdale, Florida	1,696	
3/29/2023	American LNG Marketing LLC	Peninsula Energy Services Co	2014-209-LNG	Bahamas	Bahamas Express	Haileah, Florida	Ft. Lauderdale, Florida	2,544	
3/31/2023	American LNG Marketing LLC	Peninsula Energy Services Co	2014-209-LNG	Bahamas	Caribbean Express	Haileah, Florida	Ft. Lauderdale, Florida	5,088	
3/31/2023	American LNG Marketing LLC	Peninsula Energy Services Co	2014-209-LNG	Jamaica	NFE Clean Energy	Haileah, Florida	Ft. Lauderdale, Florida	27,136	
4/3/2023	American LNG Marketing LLC	Peninsula Energy Services Co	2014-209-LNG	Bahamas	Cape Express	Haileah, Florida	Ft. Lauderdale, Florida	2,544	
4/4/2023	American LNG Marketing LLC	Peninsula Energy Services Co	2014-209-LNG	Bahamas	Grand Master II	Haileah, Florida	Ft. Lauderdale, Florida	2,544	
4/4/2023	American LNG Marketing LLC	Peninsula Energy Services Co	2014-209-LNG	Haiti	Michelangelo Trader, 223S.	Haileah, Florida	Ft. Lauderdale, Florida	4,240	
4/7/2023	American LNG Marketing LLC	Peninsula Energy Services Co	2014-209-LNG	Bahamas	Cape Express	Haileah, Florida	Ft. Lauderdale, Florida	1,696	
4/8/2023	American LNG Marketing LLC	Peninsula Energy Services Co	2014-209-LNG	Jamaica	JPS Bora	Haileah, Florida	Ft. Lauderdale, Florida	27,136	
4/12/2023	American LNG Marketing LLC	Peninsula Energy Services Co	2014-209-LNG	Bahamas	Cape Express	Haileah, Florida	Ft. Lauderdale, Florida	3,392	
4/13/2023	American LNG Marketing LLC	Peninsula Energy Services Co	2014-209-LNG	Bahamas	Sea Express	Haileah, Florida	Ft. Lauderdale, Florida	2,544	
4/13/2023	American LNG Marketing LLC	Peninsula Energy Services Co	2014-209-LNG	Bahamas	Eastwind	Haileah, Florida	Ft. Lauderdale, Florida	2,544	
4/13/2023	American LNG Marketing LLC	Peninsula Energy Services Co	2014-209-LNG	Bahamas	Sea Express	Haileah, Florida	Ft. Lauderdale, Florida	2,544	
4/14/2023	American LNG Marketing LLC	Peninsula Energy Services Co	2014-209-LNG	Bahamas	Caribbean Express	Haileah, Florida	Ft. Lauderdale, Florida	2,544	
4/16/2023	American LNG Marketing LLC	Peninsula Energy Services Co	2014-209-LNG	Bahamas	Eastwind	Haileah, Florida	Ft. Lauderdale, Florida	848	
4/16/2023	American LNG Marketing LLC	Peninsula Energy Services Co	2014-209-LNG	Haiti	JPS Bora	Haileah, Florida	Ft. Lauderdale, Florida	6,784	
4/17/2023	American LNG Marketing LLC	Peninsula Energy Services Co	2014-209-LNG	Bahamas	Cape Express	Haileah, Florida	Ft. Lauderdale, Florida	3,392	
4/19/2023	American LNG Marketing LLC	Peninsula Energy Services Co	2014-209-LNG	Bahamas	Eastwind	Haileah, Florida	Ft. Lauderdale, Florida	3,392	
4/21/2023	American LNG Marketing LLC	Peninsula Energy Services Co	2014-209-LNG	Bahamas	Bahamas Express	Haileah, Florida	Ft. Lauderdale, Florida	5,936	
4/24/2023	American LNG Marketing LLC	Peninsula Energy Services Co	2014-209-LNG	Bahamas	Bahamas Express	Haileah, Florida	Ft. Lauderdale, Florida	1,696	
4/26/2023	American LNG Marketing LLC	Peninsula Energy Services Co	2014-209-LNG	Bahamas	Grand Master II	Haileah, Florida	Ft. Lauderdale, Florida	3,392	

[S] Spot – a one-time transaction for near-term delivery of a specific quantity of LNG at a specific location. Spot cargos could be included in either long-term or short-term authorized types.

[\*] Split cargo – a single shipment of LNG where portions of the cargo have different transactional characteristics. For instance, a single cargo can have more than one buyer, supplier, price, unloading port, loading port, or DOE authorization.

[C] Commissioning cargo – pre-commercial cargo loaded while export facility operations are still undergoing final testing and inspection. Commissioning cargos may occur multiple times for the same facility as individual LNG trains enter service.

Countries of destination are current as of publication date. Any updates to countries of destination reported will be published in the next scheduled LNG Monthly.

**VESSEL-BORNE EXPORTS OF DOMESTICALLY-PRODUCED LIQUEFIED NATURAL GAS (LNG) SHIPPED BY ISO CONTAINER**

Table 2b

Date of Departure	Name of Exporter	Supplier	Docket Number	Country of Destination	Name of Ocean Going Vessel	ISO Container Loading Facility & Location	U.S. Export Port or Terminal	Volume (Mcf of Natural Gas)	Notes
4/28/2023	American LNG Marketing LLC	Peninsula Energy Services Co	2014-209-LNG	Bahamas	Emerald Express	Haileah, Florida	Ft. Lauderdale, Florida	4,240	
5/1/2023	American LNG Marketing LLC	Peninsula Energy Services Co	2014-209-LNG	Bahamas	Emerald Express	Haileah, Florida	Ft. Lauderdale, Florida	1,696	
5/3/2023	American LNG Marketing LLC	Peninsula Energy Services Co	2014-209-LNG	Bahamas	Grand Master II	Haileah, Florida	Ft. Lauderdale, Florida	1,696	
5/5/2023	American LNG Marketing LLC	Peninsula Energy Services Co	2014-209-LNG	Bahamas	Cape Express	Haileah, Florida	Ft. Lauderdale, Florida	4,240	
5/5/2023	American LNG Marketing LLC	Peninsula Energy Services Co	2014-209-LNG	Bahamas	Grand Master II	Haileah, Florida	Ft. Lauderdale, Florida	1,696	
5/7/2023	American LNG Marketing LLC	Peninsula Energy Services Co	2014-209-LNG	Haiti	Rainer D	Haileah, Florida	Ft. Lauderdale, Florida	2,544	
5/8/2023	American LNG Marketing LLC	Peninsula Energy Services Co	2014-209-LNG	Bahamas	Cape Express	Haileah, Florida	Ft. Lauderdale, Florida	6,784	
5/10/2023	American LNG Marketing LLC	Peninsula Energy Services Co	2014-209-LNG	Bahamas	Grand Master II	Haileah, Florida	Ft. Lauderdale, Florida	1,696	
5/12/2023	American LNG Marketing LLC	Peninsula Energy Services Co	2014-209-LNG	Bahamas	Emerald Express	Haileah, Florida	Ft. Lauderdale, Florida	1,696	
5/15/2023	American LNG Marketing LLC	Peninsula Energy Services Co	2014-209-LNG	Bahamas	Emerald Express	Haileah, Florida	Ft. Lauderdale, Florida	2,544	
5/15/2023	American LNG Marketing LLC	Peninsula Energy Services Co	2014-209-LNG	Haiti	Rainer D	Haileah, Florida	Ft. Lauderdale, Florida	4,240	
5/17/2023	American LNG Marketing LLC	Peninsula Energy Services Co	2014-209-LNG	Bahamas	Sea Express	Haileah, Florida	Ft. Lauderdale, Florida	2,544	
5/17/2023	American LNG Marketing LLC	Peninsula Energy Services Co	2014-209-LNG	Bahamas	Grand Master II	Haileah, Florida	Ft. Lauderdale, Florida	848	
5/19/2023	American LNG Marketing LLC	Peninsula Energy Services Co	2014-209-LNG	Bahamas	Sea Express	Haileah, Florida	Ft. Lauderdale, Florida	4,240	
5/22/2023	American LNG Marketing LLC	Peninsula Energy Services Co	2014-209-LNG	Bahamas	Cape Express	Haileah, Florida	Ft. Lauderdale, Florida	2,544	
5/23/2023	American LNG Marketing LLC	Peninsula Energy Services Co	2014-209-LNG	Haiti	Rainer D	Haileah, Florida	Ft. Lauderdale, Florida	1,696	
5/24/2023	American LNG Marketing LLC	Peninsula Energy Services Co	2014-209-LNG	Bahamas	Eastwind	Haileah, Florida	Ft. Lauderdale, Florida	4,240	
5/26/2023	American LNG Marketing LLC	Peninsula Energy Services Co	2014-209-LNG	Bahamas	Vi-Nais	Haileah, Florida	Ft. Lauderdale, Florida	3,392	
5/26/2023	American LNG Marketing LLC	Peninsula Energy Services Co	2014-209-LNG	Bahamas	Cape Express	Haileah, Florida	Ft. Lauderdale, Florida	3,392	
5/26/2023	American LNG Marketing LLC	Peninsula Energy Services Co	2014-209-LNG	Jamaica	Rainer D	Haileah, Florida	Ft. Lauderdale, Florida	848	
5/30/2023	American LNG Marketing LLC	Peninsula Energy Services Co	2014-209-LNG	Haiti	Rainer D	Haileah, Florida	Ft. Lauderdale, Florida	3,392	
5/31/2023	American LNG Marketing LLC	Peninsula Energy Services Co	2014-209-LNG	Bahamas	Cape Express	Haileah, Florida	Ft. Lauderdale, Florida	1,696	
6/2/2023	American LNG Marketing LLC	Peninsula Energy Services Co	2014-209-LNG	Bahamas	Cape Express	Haileah, Florida	Ft. Lauderdale, Florida	2,544	
6/6/2023	American LNG Marketing LLC	Peninsula Energy Services Co	2014-209-LNG	Bahamas	Rainer D	Haileah, Florida	Ft. Lauderdale, Florida	2,544	
6/6/2023	American LNG Marketing LLC	Peninsula Energy Services Co	2014-209-LNG	Haiti	Emerald Express	Haileah, Florida	Ft. Lauderdale, Florida	3,392	
6/7/2023	American LNG Marketing LLC	Peninsula Energy Services Co	2014-209-LNG	Bahamas	Cape Express	Haileah, Florida	Ft. Lauderdale, Florida	2,544	
6/7/2023	American LNG Marketing LLC	Peninsula Energy Services Co	2014-209-LNG	Bahamas	Grand Master II	Haileah, Florida	Ft. Lauderdale, Florida	2,544	
6/9/2023	American LNG Marketing LLC	Peninsula Energy Services Co	2014-209-LNG	Bahamas	Sea Express	Haileah, Florida	Ft. Lauderdale, Florida	6,784	
6/12/2023	American LNG Marketing LLC	Peninsula Energy Services Co	2014-209-LNG	Bahamas	Cape Express	Haileah, Florida	Ft. Lauderdale, Florida	3,392	
6/14/2023	American LNG Marketing LLC	Peninsula Energy Services Co	2014-209-LNG	Bahamas	Eastwind	Haileah, Florida	Ft. Lauderdale, Florida	3,392	
6/16/2023	American LNG Marketing LLC	Peninsula Energy Services Co	2014-209-LNG	Bahamas	Bahamas Express	Haileah, Florida	Ft. Lauderdale, Florida	1,696	
6/18/2023	American LNG Marketing LLC	Peninsula Energy Services Co	2014-209-LNG	Haiti	Rainer D	Haileah, Florida	Ft. Lauderdale, Florida	1,696	
6/19/2023	American LNG Marketing LLC	Peninsula Energy Services Co	2014-209-LNG	Bahamas	Emerald Express	Haileah, Florida	Ft. Lauderdale, Florida	2,544	
6/21/2023	American LNG Marketing LLC	Peninsula Energy Services Co	2014-209-LNG	Bahamas	Eastwind	Haileah, Florida	Ft. Lauderdale, Florida	1,696	
6/23/2023	American LNG Marketing LLC	Peninsula Energy Services Co	2014-209-LNG	Bahamas	Vi-Nais	Haileah, Florida	Ft. Lauderdale, Florida	5,088	
6/25/2023	American LNG Marketing LLC	Peninsula Energy Services Co	2014-209-LNG	Haiti	Rainer D	Haileah, Florida	Ft. Lauderdale, Florida	1,696	
6/26/2023	American LNG Marketing LLC	Peninsula Energy Services Co	2014-209-LNG	Bahamas	Caribbean Express	Haileah, Florida	Ft. Lauderdale, Florida	5,088	
6/28/2023	American LNG Marketing LLC	Peninsula Energy Services Co	2014-209-LNG	Bahamas	Grand Master II	Haileah, Florida	Ft. Lauderdale, Florida	1,696	
6/30/2023	American LNG Marketing LLC	Peninsula Energy Services Co	2014-209-LNG	Bahamas	Emerald Express	Haileah, Florida	Ft. Lauderdale, Florida	2,544	
7/3/2023	American LNG Marketing LLC	Peninsula Energy Services Co	2014-209-LNG	Bahamas	Grand Express	Haileah, Florida	Ft. Lauderdale, Florida	2,544	
7/3/2023	American LNG Marketing LLC	Peninsula Energy Services Co	2014-209-LNG	Bahamas	Sea Express	Haileah, Florida	Ft. Lauderdale, Florida	3,392	
7/3/2023	American LNG Marketing LLC	Peninsula Energy Services Co	2014-209-LNG	Haiti	Rainer D	Haileah, Florida	Ft. Lauderdale, Florida	1,696	
7/5/2023	American LNG Marketing LLC	Peninsula Energy Services Co	2014-209-LNG	Bahamas	Grand Master II	Haileah, Florida	Ft. Lauderdale, Florida	2,544	
7/7/2023	American LNG Marketing LLC	Peninsula Energy Services Co	2014-209-LNG	Bahamas	Sea Express	Haileah, Florida	Ft. Lauderdale, Florida	4,240	
7/10/2023	American LNG Marketing LLC	Peninsula Energy Services Co	2014-209-LNG	Bahamas	Bahamas Express	Haileah, Florida	Ft. Lauderdale, Florida	2,544	

[S] Spot – a one-time transaction for near-term delivery of a specific quantity of LNG at a specific location. Spot cargos could be included in either long-term or short-term authorized types.

[\*] Split cargo – a single shipment of LNG where portions of the cargo have different transactional characteristics. For instance, a single cargo can have more than one buyer, supplier, price, unloading port, loading port, or DOE authorization.

[C] Commissioning cargo – pre-commercial cargo loaded while export facility operations are still undergoing final testing and inspection. Commissioning cargos may occur multiple times for the same facility as individual LNG trains enter service.

Countries of destination are current as of publication date. Any updates to countries of destination reported will be published in the next scheduled LNG Monthly.

**VESSEL-BORNE EXPORTS OF DOMESTICALLY-PRODUCED LIQUEFIED NATURAL GAS (LNG) SHIPPED BY ISO CONTAINER**

Table 2b

Date of Departure	Name of Exporter	Supplier	Docket Number	Country of Destination	Name of Ocean Going Vessel	ISO Container Loading Facility & Location	U.S. Export Port or Terminal	Volume (Mcf of Natural Gas)	Notes
7/11/2023	American LNG Marketing LLC	Peninsula Energy Services Co	2014-209-LNG	Haiti	Rainer D	Haileah, Florida	Ft. Lauderdale, Florida	2,544	
7/13/2023	American LNG Marketing LLC	Peninsula Energy Services Co	2014-209-LNG	Bahamas	Eastwind	Haileah, Florida	Ft. Lauderdale, Florida	2,544	
7/14/2023	American LNG Marketing LLC	Peninsula Energy Services Co	2014-209-LNG	Bahamas	Sea Express	Haileah, Florida	Ft. Lauderdale, Florida	4,240	
7/17/2023	American LNG Marketing LLC	Peninsula Energy Services Co	2014-209-LNG	Bahamas	Bahamas Express	Haileah, Florida	Ft. Lauderdale, Florida	2,544	
7/18/2023	American LNG Marketing LLC	Peninsula Energy Services Co	2014-209-LNG	Haiti	Rainer D	Haileah, Florida	Ft. Lauderdale, Florida	2,544	
7/19/2023	American LNG Marketing LLC	Peninsula Energy Services Co	2014-209-LNG	Bahamas	Grand Master II	Haileah, Florida	Ft. Lauderdale, Florida	2,544	
7/21/2023	American LNG Marketing LLC	Peninsula Energy Services Co	2014-209-LNG	Bahamas	Bahamas Express	Haileah, Florida	Ft. Lauderdale, Florida	5,088	
7/24/2023	American LNG Marketing LLC	Peninsula Energy Services Co	2014-209-LNG	Bahamas	Bahamas Express	Haileah, Florida	Ft. Lauderdale, Florida	3,392	
7/25/2023	American LNG Marketing LLC	Peninsula Energy Services Co	2014-209-LNG	Bahamas	Bahamas Express	Haileah, Florida	Ft. Lauderdale, Florida	2,544	
7/26/2023	American LNG Marketing LLC	Peninsula Energy Services Co	2014-209-LNG	Bahamas	Grand Master II	Haileah, Florida	Ft. Lauderdale, Florida	5,088	
7/28/2023	American LNG Marketing LLC	Peninsula Energy Services Co	2014-209-LNG	Bahamas	Vi-Nais	Haileah, Florida	Ft. Lauderdale, Florida	3,392	
7/30/2023	American LNG Marketing LLC	Peninsula Energy Services Co	2014-209-LNG	Haiti	Rainer D	Haileah, Florida	Ft. Lauderdale, Florida	848	
8/1/2023	American LNG Marketing LLC	Peninsula Energy Services Co	2014-209-LNG	Bahamas	Caribbean Express	Haileah, Florida	Ft. Lauderdale, Florida	2,544	
8/1/2023	American LNG Marketing LLC	Peninsula Energy Services Co	2014-209-LNG	Bahamas	Bahamas Express	Haileah, Florida	Ft. Lauderdale, Florida	3,392	
8/2/2023	American LNG Marketing LLC	Peninsula Energy Services Co	2014-209-LNG	Bahamas	Grand Master II	Haileah, Florida	Ft. Lauderdale, Florida	1,696	
8/3/2023	American LNG Marketing LLC	Peninsula Energy Services Co	2014-209-LNG	Bahamas	Caribbean Express	Haileah, Florida	Ft. Lauderdale, Florida	2,544	
8/4/2023	American LNG Marketing LLC	Peninsula Energy Services Co	2014-209-LNG	Bahamas	Caribbean Express	Haileah, Florida	Ft. Lauderdale, Florida	5,088	
8/7/2023	American LNG Marketing LLC	Peninsula Energy Services Co	2014-209-LNG	Bahamas	Sea Express	Haileah, Florida	Ft. Lauderdale, Florida	3,392	
8/10/2023	American LNG Marketing LLC	Peninsula Energy Services Co	2014-209-LNG	Bahamas	Eastwind	Haileah, Florida	Ft. Lauderdale, Florida	1,696	
8/11/2023	American LNG Marketing LLC	Peninsula Energy Services Co	2014-209-LNG	Bahamas	Emerald Express	Haileah, Florida	Ft. Lauderdale, Florida	3,392	
8/13/2023	American LNG Marketing LLC	Peninsula Energy Services Co	2014-209-LNG	Haiti	Rainer D	Haileah, Florida	Ft. Lauderdale, Florida	5,088	
8/14/2023	American LNG Marketing LLC	Peninsula Energy Services Co	2014-209-LNG	Bahamas	Sea Express	Haileah, Florida	Ft. Lauderdale, Florida	3,392	
8/17/2023	American LNG Marketing LLC	Peninsula Energy Services Co	2014-209-LNG	Bahamas	Eastwind	Haileah, Florida	Ft. Lauderdale, Florida	848	
8/18/2023	American LNG Marketing LLC	Peninsula Energy Services Co	2014-209-LNG	Bahamas	Caribbean Express	Haileah, Florida	Ft. Lauderdale, Florida	5,088	
8/20/2023	American LNG Marketing LLC	Peninsula Energy Services Co	2014-209-LNG	Haiti	Rainer D	Haileah, Florida	Ft. Lauderdale, Florida	1,696	
8/21/2023	American LNG Marketing LLC	Peninsula Energy Services Co	2014-209-LNG	Bahamas	Sea Express	Haileah, Florida	Ft. Lauderdale, Florida	3,392	
8/23/2023	American LNG Marketing LLC	Peninsula Energy Services Co	2014-209-LNG	Bahamas	Grand Master II	Haileah, Florida	Ft. Lauderdale, Florida	3,392	
8/25/2023	American LNG Marketing LLC	Peninsula Energy Services Co	2014-209-LNG	Bahamas	Caribbean Express	Haileah, Florida	Ft. Lauderdale, Florida	3,392	
8/27/2023	American LNG Marketing LLC	Peninsula Energy Services Co	2014-209-LNG	Haiti	Rainer D	Haileah, Florida	Ft. Lauderdale, Florida	2,544	
8/28/2023	American LNG Marketing LLC	Peninsula Energy Services Co	2014-209-LNG	Bahamas	Bahamas Express	Haileah, Florida	Ft. Lauderdale, Florida	3,392	
<b>TOTAL Exports of LNG (ISO)</b>								<b>823,408</b>	

[S] Spot – a one-time transaction for near-term delivery of a specific quantity of LNG at a specific location. Spot cargos could be included in either long-term or short-term authorized types.

[\*] Split cargo – a single shipment of LNG where portions of the cargo have different transactional characteristics. For instance, a single cargo can have more than one buyer, supplier, price, unloading port, loading port, or DOE authorization.

[C] Commissioning cargo – pre-commercial cargo loaded while export facility operations are still undergoing final testing and inspection. Commissioning cargos may occur multiple times for the same facility as individual LNG trains enter service.

Countries of destination are current as of publication date. Any updates to countries of destination reported will be published in the next scheduled LNG Monthly.

**VESSEL-BORNE EXPORTS OF DOMESTICALLY-PRODUCED LIQUEFIED NATURAL GAS (LNG) SHIPPED BY ISO CONTAINER**

Table 2b

Date of Departure	Name of Exporter	Supplier	Docket Number	Country of Destination	Name of Ocean Going Vessel	ISO Container Loading Facility & Location	U.S. Export Port or Terminal	Volume (Mcf of Natural Gas)	Notes
1/3/2023	Eagle LNG Partners Jacksonville II LLC	Tiger Paw Marketing LLC	2017-79-LNG	Antigua and Barbuda	Michelangelo Trader, 223S.	Eagle LNG Maxville, Florida	Ft. Lauderdale, Florida	880	
1/3/2023	Eagle LNG Partners Jacksonville II LLC	Tiger Paw Marketing LLC	2017-79-LNG	Jamaica	AS Savanna	Eagle LNG Maxville, Florida	Miami, Florida	880	
1/9/2023	Eagle LNG Partners Jacksonville II LLC	Tiger Paw Marketing LLC	2017-79-LNG	Antigua and Barbuda	JSP BORA	Eagle LNG Maxville, Florida	Ft. Lauderdale, Florida	880	
1/9/2023	Eagle LNG Partners Jacksonville II LLC	Tiger Paw Marketing LLC	2017-79-LNG	Antigua and Barbuda	JSP BORA	Eagle LNG Maxville, Florida	Ft. Lauderdale, Florida	880	
1/24/2023	Eagle LNG Partners Jacksonville II LLC	Tiger Paw Marketing LLC	2017-79-LNG	Antigua and Barbuda	JSP BORA	Eagle LNG Maxville, Florida	Ft. Lauderdale, Florida	880	
2/6/2023	Eagle LNG Partners Jacksonville II LLC	Tiger Paw Marketing LLC	2017-79-LNG	Antigua and Barbuda	JSP BORA	Eagle LNG Maxville, Florida	Ft. Lauderdale, Florida	880	
2/8/2023	Eagle LNG Partners Jacksonville II LLC	Tiger Paw Marketing LLC	2017-79-LNG	Jamaica	AS Sabrina	Eagle LNG Maxville, Florida	Miami, Florida	880	
2/21/2023	Eagle LNG Partners Jacksonville II LLC	Tiger Paw Marketing LLC	2017-79-LNG	Antigua and Barbuda	Other	Eagle LNG Maxville, Florida	Ft. Lauderdale, Florida	879	
3/2/2023	Eagle LNG Partners Jacksonville II LLC	Tiger Paw Marketing LLC	2022-168-LNG	Antigua and Barbuda	Vega Scorpio	Eagle LNG Maxville, Florida	Ft. Lauderdale, Florida	886	
3/6/2023	Eagle LNG Partners Jacksonville II LLC	Tiger Paw Marketing LLC	2022-168-LNG	Antigua and Barbuda	Vega Scorpio	Eagle LNG Maxville, Florida	Ft. Lauderdale, Florida	880	
3/21/2023	Eagle LNG Partners Jacksonville II LLC	Tiger Paw Marketing LLC	2022-168-LNG	Jamaica	AS Sabrina	Eagle LNG Maxville, Florida	Miami, Florida	880	
3/22/2023	Eagle LNG Partners Jacksonville II LLC	Tiger Paw Marketing LLC	2022-168-LNG	Jamaica	AS Sabrina	Eagle LNG Maxville, Florida	Miami, Florida	880	
4/4/2023	Eagle LNG Partners Jacksonville II LLC	Tiger Paw Marketing LLC	2022-168-LNG	Jamaica	AS Sabrina	Eagle LNG Maxville, Florida	Miami, Florida	880	
4/5/2023	Eagle LNG Partners Jacksonville II LLC	Tiger Paw Marketing LLC	2022-168-LNG	Jamaica	AS Sabrina	Eagle LNG Maxville, Florida	Miami, Florida	880	
4/9/2023	Eagle LNG Partners Jacksonville II LLC	Tiger Paw Marketing LLC	2022-168-LNG	Antigua and Barbuda	JSP BORA	Eagle LNG Maxville, Florida	Ft. Lauderdale, Florida	880	
4/10/2023	Eagle LNG Partners Jacksonville II LLC	Tiger Paw Marketing LLC	2022-168-LNG	Antigua and Barbuda	JSP BORA	Eagle LNG Maxville, Florida	Ft. Lauderdale, Florida	881	
4/11/2023	Eagle LNG Partners Jacksonville II LLC	Tiger Paw Marketing LLC	2022-168-LNG	Antigua and Barbuda	JSP BORA	Eagle LNG Maxville, Florida	Ft. Lauderdale, Florida	880	
4/26/2023	Eagle LNG Partners Jacksonville II LLC	Tiger Paw Marketing LLC	2022-168-LNG	Jamaica	AS Sabrina	Eagle LNG Maxville, Florida	Miami, Florida	880	
4/27/2023	Eagle LNG Partners Jacksonville II LLC	Tiger Paw Marketing LLC	2022-168-LNG	Jamaica	AS Sabrina	Eagle LNG Maxville, Florida	Miami, Florida	879	
5/9/2023	Eagle LNG Partners Jacksonville II LLC	Tiger Paw Marketing LLC	2022-168-LNG	Antigua and Barbuda	JSP BORA	Eagle LNG Maxville, Florida	Ft. Lauderdale, Florida	882	
5/15/2023	Eagle LNG Partners Jacksonville II LLC	Tiger Paw Marketing LLC	2022-168-LNG	Antigua and Barbuda	LENA	Eagle LNG Maxville, Florida	Ft. Lauderdale, Florida	882	
5/15/2023	Eagle LNG Partners Jacksonville II LLC	Tiger Paw Marketing LLC	2022-168-LNG	Antigua and Barbuda	LENA	Eagle LNG Maxville, Florida	Ft. Lauderdale, Florida	880	
5/22/2023	Eagle LNG Partners Jacksonville II LLC	Tiger Paw Marketing LLC	2022-168-LNG	Jamaica	AS Sabrina	Eagle LNG Maxville, Florida	Miami, Florida	880	
6/6/2023	Eagle LNG Partners Jacksonville II LLC	Tiger Paw Marketing LLC	2022-168-LNG	Antigua and Barbuda	JSP BORA	Eagle LNG Maxville, Florida	Ft. Lauderdale, Florida	878	
6/9/2023	Eagle LNG Partners Jacksonville II LLC	Tiger Paw Marketing LLC	2022-168-LNG	Jamaica	AS Sabrina	Eagle LNG Maxville, Florida	Miami, Florida	878	
6/20/2023	Eagle LNG Partners Jacksonville II LLC	Tiger Paw Marketing LLC	2022-168-LNG	Antigua and Barbuda	Vega Scorpio	Eagle LNG Maxville, Florida	Ft. Lauderdale, Florida	882	
6/21/2023	Eagle LNG Partners Jacksonville II LLC	Tiger Paw Marketing LLC	2022-168-LNG	Jamaica	AS Savanna	Eagle LNG Maxville, Florida	Miami, Florida	882	
6/26/2023	Eagle LNG Partners Jacksonville II LLC	Tiger Paw Marketing LLC	2022-168-LNG	Antigua and Barbuda	LENA	Eagle LNG Maxville, Florida	Ft. Lauderdale, Florida	880	
6/26/2023	Eagle LNG Partners Jacksonville II LLC	Tiger Paw Marketing LLC	2022-168-LNG	Jamaica	AS Sabrina	Eagle LNG Maxville, Florida	Miami, Florida	880	
7/5/2023	Eagle LNG Partners Jacksonville II LLC	Tiger Paw Marketing LLC	2022-168-LNG	Jamaica	AS Savanna	Eagle LNG Maxville, Florida	Miami, Florida	880	
7/11/2023	Eagle LNG Partners Jacksonville II LLC	Tiger Paw Marketing LLC	2022-168-LNG	Antigua and Barbuda	JSP BORA	Eagle LNG Maxville, Florida	Ft. Lauderdale, Florida	880	
7/24/2023	Eagle LNG Partners Jacksonville II LLC	Tiger Paw Marketing LLC	2022-168-LNG	Antigua and Barbuda	JSP BORA	Eagle LNG Maxville, Florida	Ft. Lauderdale, Florida	879	
7/24/2023	Eagle LNG Partners Jacksonville II LLC	Tiger Paw Marketing LLC	2022-168-LNG	Antigua and Barbuda	JPS Bora	Eagle LNG Maxville, Florida	Ft. Lauderdale, Florida	880	
7/24/2023	Eagle LNG Partners Jacksonville II LLC	Tiger Paw Marketing LLC	2022-168-LNG	Jamaica	AS Savanna	Eagle LNG Maxville, Florida	Miami, Florida	880	
7/24/2023	Eagle LNG Partners Jacksonville II LLC	Tiger Paw Marketing LLC	2022-168-LNG	Antigua and Barbuda	JSP BORA	Eagle LNG Maxville, Florida	Ft. Lauderdale, Florida	880	
8/1/2023	Eagle LNG Partners Jacksonville II LLC	Tiger Paw Marketing LLC	2022-168-LNG	Antigua and Barbuda	Vega Scorpio	Eagle LNG Maxville, Florida	Ft. Lauderdale, Florida	862	
8/1/2023	Eagle LNG Partners Jacksonville II LLC	Tiger Paw Marketing LLC	2022-168-LNG	Jamaica	AS Savanna	Eagle LNG Maxville, Florida	Miami, Florida	881	
8/2/2023	Eagle LNG Partners Jacksonville II LLC	Tiger Paw Marketing LLC	2022-168-LNG	Jamaica	AS Savanna	Eagle LNG Maxville, Florida	Miami, Florida	880	
8/7/2023	Eagle LNG Partners Jacksonville II LLC	Tiger Paw Marketing LLC	2022-168-LNG	Antigua and Barbuda	LENA	Eagle LNG Maxville, Florida	Ft. Lauderdale, Florida	879	
8/9/2023	Eagle LNG Partners Jacksonville II LLC	Tiger Paw Marketing LLC	2022-168-LNG	Antigua and Barbuda	LENA	Eagle LNG Maxville, Florida	Ft. Lauderdale, Florida	880	
8/9/2023	Eagle LNG Partners Jacksonville II LLC	Tiger Paw Marketing LLC	2022-168-LNG	Antigua and Barbuda	LENA	Eagle LNG Maxville, Florida	Ft. Lauderdale, Florida	880	
8/21/2023	Eagle LNG Partners Jacksonville II LLC	Tiger Paw Marketing LLC	2022-168-LNG	Antigua and Barbuda	Vega Scorpio	Eagle LNG Maxville, Florida	Ft. Lauderdale, Florida	881	
8/22/2023	Eagle LNG Partners Jacksonville II LLC	Tiger Paw Marketing LLC	2022-168-LNG	Antigua and Barbuda	Vega Scorpio	Eagle LNG Maxville, Florida	Ft. Lauderdale, Florida	879	
8/22/2023	Eagle LNG Partners Jacksonville II LLC	Tiger Paw Marketing LLC	2022-168-LNG	Jamaica	AS Sabrina	Eagle LNG Maxville, Florida	Miami, Florida	882	
<b>TOTAL Exports of LNG (ISO)</b>								<b>38,712</b>	

[S] Spot – a one-time transaction for near-term delivery of a specific quantity of LNG at a specific location. Spot cargos could be included in either long-term or short-term authorized types.  
 [\*] Split cargo – a single shipment of LNG where portions of the cargo have different transactional characteristics. For instance, a single cargo can have more than one buyer, supplier, price, unloading port, loading port, or DOE authorization.  
 [C] Commissioning cargo – pre-commercial cargo loaded while export facility operations are still undergoing final testing and inspection. Commissioning cargos may occur multiple times for the same facility as individual LNG trains enter service.  
 Countries of destination are current as of publication date. Any updates to countries of destination reported will be published in the next scheduled LNG Monthly.

**VESSEL-BORNE EXPORTS OF DOMESTICALLY-PRODUCED LIQUEFIED NATURAL GAS (LNG) SHIPPED BY ISO CONTAINER**

Table 2b

Date of Departure	Name of Exporter	Supplier	Docket Number	Country of Destination	Name of Ocean Going Vessel	ISO Container Loading Facility & Location	U.S. Export Port or Terminal	Volume (Mcf of Natural Gas)	Notes
MKVH Advisors, Inc. - NA								0	
<b>TOTAL Exports of LNG (ISO)</b>								<b>0</b>	

[S] **Spot** – a one-time transaction for near-term delivery of a specific quantity of LNG at a specific location. Spot cargos could be included in either long-term or short-term authorized types.

[\*] **Split cargo** – a single shipment of LNG where portions of the cargo have different transactional characteristics. For instance, a single cargo can have more than one buyer, supplier, price, unloading port, loading port, or DOE authorization.

[C] **Commissioning cargo** – pre-commercial cargo loaded while export facility operations are still undergoing final testing and inspection. Commissioning cargos may occur multiple times for the same facility as individual LNG trains enter service.

Countries of destination are current as of publication date. Any updates to countries of destination reported will be published in the next scheduled *LNG Monthly*.

**VESSEL-BORNE EXPORTS OF DOMESTICALLY-PRODUCED LIQUEFIED NATURAL GAS (LNG) SHIPPED BY ISO CONTAINER**

Table 2b

Date of Departure	Name of Exporter	Supplier	Docket Number	Country of Destination	Name of Ocean Going Vessel	ISO Container Loading Facility & Location	U.S. Export Port or Terminal	Volume (Mcf of Natural Gas)	Notes
Carib Energy (USA) LLC - NA									
<b>TOTAL Exports of LNG (ISO)</b>								<b>0</b>	

[S] **Spot** – a one-time transaction for near-term delivery of a specific quantity of LNG at a specific location. Spot cargos could be included in either long-term or short-term authorized types.

[\*] **Split cargo** – a single shipment of LNG where portions of the cargo have different transactional characteristics. For instance, a single cargo can have more than one buyer, supplier, price, unloading port, loading port, or DOE authorization.

[C] **Commissioning cargo** – pre-commercial cargo loaded while export facility operations are still undergoing final testing and inspection. Commissioning cargos may occur multiple times for the same facility as individual LNG trains enter service.

Countries of destination are current as of publication date. Any updates to countries of destination reported will be published in the next scheduled *LNG Monthly*.

VESSEL-BORNE RE-EXPORTS OF LIQUEFIED NATURAL GAS (LNG)

Table 2c

Date of Departure	Authorization Holder	Supplier(s)	Exporter	Purchaser	Docket Number	Country of Destination	Name of Tanker	Departure Terminal	Volume (Mcf of Natural Gas)	Notes
1/10/2023	Carib Energy (USA) LLC	Naturgy Aprovisionamientos, S.A.	Carib Energy (USA) LLC	BARBADOS NATIONAL OIL COMPANY	2021-99-LNG	Barbados	Midnight Reign	Penuelas, Puerto Rico	14,364	
1/23/2023	Carib Energy (USA) LLC	Naturgy Aprovisionamientos, S.A.	Carib Energy (USA) LLC	BARBADOS NATIONAL OIL COMPANY	2021-99-LNG	Barbados	Midnight Reign	Penuelas, Puerto Rico	11,803	
2/6/2023	Carib Energy (USA) LLC	Naturgy Aprovisionamientos, S.A.	Carib Energy (USA) LLC	BARBADOS NATIONAL OIL COMPANY	2021-99-LNG	Barbados	Midnight Reign	Penuelas, Puerto Rico	16,796	
2/16/2023	Carib Energy (USA) LLC	Naturgy Aprovisionamientos, S.A.	Carib Energy (USA) LLC	BARBADOS NATIONAL OIL COMPANY	2021-99-LNG	Barbados	Midnight Reign	Penuelas, Puerto Rico	16,974	
2/27/2023	Carib Energy (USA) LLC	Naturgy Aprovisionamientos, S.A.	Carib Energy (USA) LLC	BARBADOS NATIONAL OIL COMPANY	2021-99-LNG	Barbados	Midnight Reign	Penuelas, Puerto Rico	15,188	
3/9/2023	Carib Energy (USA) LLC	Naturgy Aprovisionamientos, S.A.	Carib Energy (USA) LLC	BARBADOS NATIONAL OIL COMPANY	2021-99-LNG	Barbados	Midnight Reign	Penuelas, Puerto Rico	15,882	
3/16/2023	Carib Energy (USA) LLC	Naturgy Aprovisionamientos, S.A.	Carib Energy (USA) LLC	BARBADOS NATIONAL OIL COMPANY	2021-99-LNG	Barbados	Midnight Reign	Penuelas, Puerto Rico	15,342	
3/28/2023	Carib Energy (USA) LLC	Naturgy Aprovisionamientos, S.A.	Carib Energy (USA) LLC	BARBADOS NATIONAL OIL COMPANY	2021-99-LNG	Barbados	Midnight Reign	Penuelas, Puerto Rico	17,008	
4/10/2023	Carib Energy (USA) LLC	Naturgy Aprovisionamientos, S.A.	Carib Energy (USA) LLC	BARBADOS NATIONAL OIL COMPANY	2021-99-LNG	Barbados	Midnight Reign	Penuelas, Puerto Rico	16,622	
4/18/2023	Carib Energy (USA) LLC	Naturgy Aprovisionamientos, S.A.	Carib Energy (USA) LLC	LINEA CLAVE	2021-99-LNG	Dominican Republic	Lyktos	San Juan, Puerto Rico	840	
4/20/2023	Carib Energy (USA) LLC	Naturgy Aprovisionamientos, S.A.	Carib Energy (USA) LLC	BARBADOS NATIONAL OIL COMPANY	2021-99-LNG	Barbados	Midnight Reign	Penuelas, Puerto Rico	16,765	
5/2/2023	Carib Energy (USA) LLC	Naturgy Aprovisionamientos, S.A.	Carib Energy (USA) LLC	BARBADOS NATIONAL OIL COMPANY	2021-99-LNG	Barbados	Midnight Reign	Penuelas, Puerto Rico	13,608	
5/2/2023	Carib Energy (USA) LLC	Naturgy Aprovisionamientos, S.A.	Carib Energy (USA) LLC	LINEA CLAVE	2021-99-LNG	Dominican Republic	Lyktos	San Juan, Puerto Rico	2,541	
5/9/2023	Carib Energy (USA) LLC	Naturgy Aprovisionamientos, S.A.	Carib Energy (USA) LLC	LINEA CLAVE	2021-99-LNG	Dominican Republic	Lyktos	San Juan, Puerto Rico	1,689	
5/16/2023	Carib Energy (USA) LLC	Naturgy Aprovisionamientos, S.A.	Carib Energy (USA) LLC	BARBADOS NATIONAL OIL COMPANY	2021-99-LNG	Barbados	Midnight Reign	Penuelas, Puerto Rico	16,102	
5/23/2023	Carib Energy (USA) LLC	Naturgy Aprovisionamientos, S.A.	Carib Energy (USA) LLC	LINEA CLAVE	2021-99-LNG	Dominican Republic	Lyktos	San Juan, Puerto Rico	4,263	
5/29/2023	Carib Energy (USA) LLC	Naturgy Aprovisionamientos, S.A.	Carib Energy (USA) LLC	BARBADOS NATIONAL OIL COMPANY	2021-99-LNG	Barbados	Midnight Reign	Penuelas, Puerto Rico	13,047	
5/30/2023	Carib Energy (USA) LLC	Naturgy Aprovisionamientos, S.A.	Carib Energy (USA) LLC	LINEA CLAVE	2021-99-LNG	Dominican Republic	Lyktos	San Juan, Puerto Rico	1,691	
6/11/2023	Carib Energy (USA) LLC	Naturgy Aprovisionamientos, S.A.	Carib Energy (USA) LLC	BARBADOS NATIONAL OIL COMPANY	2021-99-LNG	Barbados	Midnight Reign	Penuelas, Puerto Rico	15,909	
6/13/2023	Carib Energy (USA) LLC	Naturgy Aprovisionamientos, S.A.	Carib Energy (USA) LLC	LINEA CLAVE	2021-99-LNG	Dominican Republic	Lyktos	San Juan, Puerto Rico	1,691	
6/20/2023	Carib Energy (USA) LLC	Naturgy Aprovisionamientos, S.A.	Carib Energy (USA) LLC	BARBADOS NATIONAL OIL COMPANY	2021-99-LNG	Barbados	Midnight Reign	Penuelas, Puerto Rico	15,337	
6/20/2023	Carib Energy (USA) LLC	Naturgy Aprovisionamientos, S.A.	Carib Energy (USA) LLC	LINEA CLAVE	2021-99-LNG	Dominican Republic	Lyktos	San Juan, Puerto Rico	3,364	
6/27/2023	Carib Energy (USA) LLC	Naturgy Aprovisionamientos, S.A.	Carib Energy (USA) LLC	LINEA CLAVE	2021-99-LNG	Dominican Republic	Lyktos	San Juan, Puerto Rico	3,382	
7/3/2023	Carib Energy (USA) LLC	Naturgy Aprovisionamientos, S.A.	Carib Energy (USA) LLC	BARBADOS NATIONAL OIL COMPANY	2021-99-LNG	Barbados	Midnight Reign	Penuelas, Puerto Rico	17,130	
7/11/2023	Carib Energy (USA) LLC	Naturgy Aprovisionamientos, S.A.	Carib Energy (USA) LLC	LINEA CLAVE	2021-99-LNG	Dominican Republic	Lyktos	San Juan, Puerto Rico	3,409	
7/17/2023	Carib Energy (USA) LLC	Naturgy Aprovisionamientos, S.A.	Carib Energy (USA) LLC	BARBADOS NATIONAL OIL COMPANY	2021-99-LNG	Barbados	Midnight Reign	Penuelas, Puerto Rico	14,443	
7/18/2023	Carib Energy (USA) LLC	Naturgy Aprovisionamientos, S.A.	Carib Energy (USA) LLC	LINEA CLAVE	2021-99-LNG	Dominican Republic	Lyktos	San Juan, Puerto Rico	3,373	
7/25/2023	Carib Energy (USA) LLC	Naturgy Aprovisionamientos, S.A.	Carib Energy (USA) LLC	LINEA CLAVE	2021-99-LNG	Dominican Republic	Lyktos	San Juan, Puerto Rico	3,384	
7/27/2023	Carib Energy (USA) LLC	Naturgy Aprovisionamientos, S.A.	Carib Energy (USA) LLC	BARBADOS NATIONAL OIL COMPANY	2021-99-LNG	Barbados	Midnight Reign	Penuelas, Puerto Rico	16,101	
8/7/2023	Carib Energy (USA) LLC	Naturgy Aprovisionamientos, S.A.	Carib Energy (USA) LLC	BARBADOS NATIONAL OIL COMPANY	2021-99-LNG	Barbados	Midnight Reign	Penuelas, Puerto Rico	17,086	
8/8/2023	Carib Energy (USA) LLC	Naturgy Aprovisionamientos, S.A.	Carib Energy (USA) LLC	LINEA CLAVE	2021-99-LNG	Dominican Republic	Lyktos	San Juan, Puerto Rico	3,396	
8/15/2023	Carib Energy (USA) LLC	Naturgy Aprovisionamientos, S.A.	Carib Energy (USA) LLC	LINEA CLAVE	2021-99-LNG	Dominican Republic	Lyktos	San Juan, Puerto Rico	3,394	
8/21/2023	Carib Energy (USA) LLC	Naturgy Aprovisionamientos, S.A.	Carib Energy (USA) LLC	BARBADOS NATIONAL OIL COMPANY	2021-99-LNG	Barbados	Midnight Reign	Penuelas, Puerto Rico	14,604	
8/22/2023	Carib Energy (USA) LLC	Naturgy Aprovisionamientos, S.A.	Carib Energy (USA) LLC	LINEA CLAVE	2021-99-LNG	Dominican Republic	Lyktos	San Juan, Puerto Rico	1,699	
<b>TOTAL Re-Exports of LNG</b>									<b>348,227</b>	

[S] Spot - a one-time transaction for near-term delivery of a specific quantity of LNG at a specific location. Prior to 2006, spot cargos could be included in either long-term or short-term authorization types.

[\*] Split cargo - a single shipment of LNG where portions of the cargo have different transactional characteristics. For instance, a single cargo can have more than one buyer, supplier, price, unloading port, loading port, or DOE authorization.

[C] Commissioning cargo - pre-commercial cargo loaded while export facility operations are still undergoing final testing and inspection. Commissioning cargos may occur multiple times for the same facility as individual LNG trains enter service.

### LNG Imports by Country of Origin (Bcf of Natural Gas)

Table 2d(i)

2023	January	February	March	April	May	June	July	August	September	October	November	December	TOTAL
Egypt	-	-	-	-	-	-	-	-	-	-	-	-	0.0
France	-	-	-	-	-	-	-	-	-	-	-	-	0.0
Jamaica	1.3	-	-	-	-	-	-	-	-	-	-	-	1.3
Nigeria	-	-	-	-	-	-	-	-	-	-	-	-	0.0
Norway	-	-	-	-	-	-	-	-	-	-	-	-	0.0
Qatar	-	-	-	-	-	-	-	-	-	-	-	-	0.0
Trinidad and Tobago	1.3	4.0	1.3	-	1.4	-	1.3	-	-	-	-	-	9.3
United Kingdom	-	-	-	-	-	-	-	-	-	-	-	-	0.0
Yemen	-	-	-	-	-	-	-	-	-	-	-	-	0.0
<b>TOTAL Imports of LNG</b>	<b>2.6</b>	<b>4.0</b>	<b>1.3</b>	-	<b>1.4</b>	-	<b>1.3</b>	-	-	-	-	-	<b>10.5</b>

### LNG Imports by Receiving Terminal (Bcf of Natural Gas)

Table 2d(ii)

2023	January	February	March	April	May	June	July	August	September	October	November	December	TOTAL
Cameron, LA	-	-	-	-	-	-	-	-	-	-	-	-	0.0
Cove Point, MD	-	-	-	-	-	-	-	-	-	-	-	-	0.0
Elba Island, GA	-	-	-	-	-	-	-	-	-	-	-	-	0.0
Everett, MA	2.6	4.0	1.3	-	1.4	-	1.3	-	-	-	-	-	10.5
Freeport, TX	-	-	-	-	-	-	-	-	-	-	-	-	0.0
Golden Pass, TX	-	-	-	-	-	-	-	-	-	-	-	-	0.0
Gulf LNG, MS	-	-	-	-	-	-	-	-	-	-	-	-	0.0
Lake Charles, LA	-	-	-	-	-	-	-	-	-	-	-	-	0.0
Neptune Deepwater Port	-	-	-	-	-	-	-	-	-	-	-	-	0.0
Northeast Gateway	-	-	-	-	-	-	-	-	-	-	-	-	0.0
<b>TOTAL Imports of LNG</b>	<b>2.6</b>	<b>4.0</b>	<b>1.3</b>	-	<b>1.4</b>	-	<b>1.3</b>	-	-	-	-	-	<b>10.5</b>

### LNG Imports by Company (Bcf of Natural Gas)

Table 2d(iii)

2023	January	February	March	April	May	June	July	August	September	October	November	December	TOTAL
BG LNG Services, LLC	-	-	-	-	-	-	-	-	-	-	-	-	0.0
BP Energy	-	-	-	-	-	-	-	-	-	-	-	-	0.0
Cheniere Marketing LLC	-	-	-	-	-	-	-	-	-	-	-	-	0.0
ConocoPhillips	-	-	-	-	-	-	-	-	-	-	-	-	0.0
Constellation LNG, LLC	2.6	4.0	1.3	-	1.4	-	1.3	-	-	-	-	-	10.5
Engie Gas & LNG LLC	-	-	-	-	-	-	-	-	-	-	-	-	0.0
Excelerate Energy Gas Marketing L.P.	-	-	-	-	-	-	-	-	-	-	-	-	0.0
Freeport LNG Development, L.P.	-	-	-	-	-	-	-	-	-	-	-	-	0.0
Pacific Summit Energy LLC	-	-	-	-	-	-	-	-	-	-	-	-	0.0
Sempra LNG Marketing	-	-	-	-	-	-	-	-	-	-	-	-	0.0
Shell NA LNG LLC	-	-	-	-	-	-	-	-	-	-	-	-	0.0
Statoil Natural Gas	-	-	-	-	-	-	-	-	-	-	-	-	0.0
Total Gas & Power	-	-	-	-	-	-	-	-	-	-	-	-	0.0
<b>Total Imports of LNG</b>	<b>2.6</b>	<b>4.0</b>	<b>1.3</b>	-	<b>1.4</b>	-	<b>1.3</b>	-	-	-	-	-	<b>10.5</b>

\*Very small volumes shown as zero due to rounding.



### SHORT-TERM VESSEL-BORNE IMPORTS OF LIQUEFIED NATURAL GAS

Table 2e(i)

Date of Arrival	Name of Importer	Seller	Docket Number	Country of Origin	Name of Tanker	Receiving Terminal	Volume (Mcf of Natural Gas)	Notes
7/13/2023	Constellation LNG, LLC	Engie Energy Marketing Singapore Pte Ltd.	2022-14-LNG	Trinidad and Tobago	BW GDF Suez Boston	Everett, Massachusetts	1,257,208	
<b>TOTAL Short-Term Imports of LNG</b>							<b>1,257,208</b>	

[S] Spot - a one-time transaction for near-term delivery of a specific quantity of LNG at a specific location. Prior to 2006, spot cargos could be included in either long-term or short-term authorization types.

[\*] Split cargo - a single shipment of LNG where portions of the cargo have different transactional characteristics. For instance, a single cargo can have more than one buyer, supplier, price, unloading port, loading port, or DOE authorization.

### LONG-TERM VESSEL-BORNE IMPORTS OF LIQUEFIED NATURAL GAS

Table 2e(ii)

Date of Arrival	Name of Importer	Seller	Docket Number	Country of Origin	Name of Tanker	Receiving Terminal	Volume (Mcf of Natural Gas)	Notes
1/9/2023	Constellation LNG, LLC	Naturgy LNG Marketing Limited	2019-5-LNG	Jamaica	Cadiz Knutsen	Everett, Massachusetts	1,258,592	
1/23/2023	Constellation LNG, LLC	Naturgy LNG Marketing Limited	2019-5-LNG	Trinidad and Tobago	Cadiz Knutsen	Everett, Massachusetts	1,328,668	
2/9/2023	Constellation LNG, LLC	Naturgy LNG Marketing Limited	2019-5-LNG	Trinidad and Tobago	Cadiz Knutsen	Everett, Massachusetts	2,743,627	
2/23/2023	Constellation LNG, LLC	Naturgy LNG Marketing Limited	2019-5-LNG	Trinidad and Tobago	Cadiz Knutsen	Everett, Massachusetts	1,248,758	
3/28/2023	Constellation LNG, LLC	Naturgy LNG Marketing Limited	2019-5-LNG	Trinidad and Tobago	Cadiz Knutsen	Everett, Massachusetts	1,323,738	
5/10/2023	Constellation LNG, LLC	Naturgy LNG Marketing Limited	2019-5-LNG	Trinidad and Tobago	Cadiz Knutsen	Everett, Massachusetts	1,370,283	
<b>TOTAL LNG IMPORTS</b>							<b>9,273,666</b>	

[S] Spot - a one-time transaction for near-term delivery of a specific quantity of LNG at a specific location. Prior to 2006, spot cargos could be included in either long-term or short-term authorization types.

[\*] Split cargo - a single shipment of LNG where portions of the cargo have different transactional characteristics. For instance, a single cargo can have more than one buyer, supplier, price, unloading port, loading port, or DOE authorization.

[E-P] - a portion of this cargo was delivered to Everett, MA on 16 February 2017 and a portion was delivered to Ponce, Puerto Rico on 22 February 2017.

**VESSEL-BORNE IMPORTS OF LIQUEFIED NATURAL GAS (LNG) TO PUERTO RICO**

Table 2f

Date of Arrival	Name of Importer	Seller	Docket Number	Country of Origin	Name of Tanker	Receiving Terminal	Volume (Mcf of Natural Gas)	Notes
1/1/2023	NFEnergia LLC	NFE North Trading Ltd	2022-4-LNG	Trinidad and Tobago	Avenir Accolade	San Juan, Puerto Rico	17,906	[S]
1/4/2023	Naturgy Aprovisionamientos S.A.	Naturgy Aprovisionamientos S.A.	2022-107-LNG	Nigeria	Iberica Knutsen	Ponce, Puerto Rico	1,371,477	[*]
1/8/2023	NFEnergia LLC	NFE North Trading Ltd	2022-4-LNG	Nigeria	CNTIC VPower Global	San Juan, Puerto Rico	287,074	[S]
1/15/2023	Naturgy Aprovisionamientos S.A.	Naturgy Aprovisionamientos S.A.	2022-107-LNG	Nigeria	Iberica Knutsen	Ponce, Puerto Rico	1,370,483	[*]
1/17/2023	NFEnergia LLC	NFE North Trading Ltd	2022-4-LNG	Nigeria	Coral Encanto	San Juan, Puerto Rico	82,562	[S]
1/21/2023	NFEnergia LLC	NFE North Trading Ltd	2022-4-LNG	Trinidad and Tobago	Avenir Accolade	San Juan, Puerto Rico	112,049	[S]
1/27/2023	NFEnergia LLC	NFE North Trading Ltd	2022-4-LNG	Trinidad and Tobago	CNTIC VPower Global	San Juan, Puerto Rico	575,419	[S]
1/30/2023	Naturgy Aprovisionamientos S.A.	Naturgy Aprovisionamientos S.A.	2022-107-LNG	Trinidad and Tobago	Cadiz Knutsen	Ponce, Puerto Rico	1,402,869	[*]
2/1/2023	NFEnergia LLC	NFE North Trading Ltd	2022-4-LNG	Trinidad and Tobago	Avenir Accolade	San Juan, Puerto Rico	160,315	[S]
2/7/2023	NFEnergia LLC	NFE North Trading Ltd	2022-4-LNG	Trinidad and Tobago	CNTIC VPower Global	San Juan, Puerto Rico	585,113	[S]
2/10/2023	Naturgy Aprovisionamientos S.A.	Naturgy Aprovisionamientos S.A.	2022-107-LNG	Nigeria	Castillo de Villalba	Ponce, Puerto Rico	1,383,285	[*]
2/18/2023	NFEnergia LLC	NFE North Trading Ltd	2022-4-LNG	Nigeria	CNTIC VPower Global	San Juan, Puerto Rico	604,246	[S]
2/22/2023	Naturgy Aprovisionamientos S.A.	Naturgy Aprovisionamientos S.A.	2022-107-LNG	Trinidad and Tobago	BW GDF Suez Boston	Ponce, Puerto Rico	1,424,017	[*]
2/23/2023	NFEnergia LLC	NFE North Trading Ltd	2022-4-LNG	Nigeria	Avenir Accolade	San Juan, Puerto Rico	157,783	[S]
2/27/2023	NFEnergia LLC	NFE North Trading Ltd	2022-4-LNG	Nigeria	CNTIC VPower Global	San Juan, Puerto Rico	619,222	[S]
3/4/2023	Naturgy Aprovisionamientos S.A.	Naturgy Aprovisionamientos S.A.	2022-107-LNG	Nigeria	Castillo de Villalba	Ponce, Puerto Rico	1,227,020	[*]
3/4/2023	NFEnergia LLC	NFE North Trading LLC	2022-4-LNG	Nigeria	Avenir Accolade	San Juan, Puerto Rico	156,700	[S]
3/9/2023	NFEnergia LLC	NFE North Trading LLC	2022-4-LNG	Trinidad and Tobago	CNTIC VPower Global	San Juan, Puerto Rico	591,882	[S]
3/13/2023	NFEnergia LLC	NFE North Trading LLC	2022-4-LNG	Trinidad and Tobago	Avenir Accolade	San Juan, Puerto Rico	149,360	[S]
3/14/2023	Naturgy Aprovisionamientos S.A.	Naturgy Aprovisionamientos S.A.	2022-107-LNG	Nigeria	Seapeak Catalunya	Ponce, Puerto Rico	1,365,987	[*]
3/17/2023	NFEnergia LLC	NFE North Trading LLC	2022-4-LNG	Trinidad and Tobago	CNTIC VPower Global	San Juan, Puerto Rico	589,350	[S]
3/22/2023	NFEnergia LLC	NFE North Trading LLC	2022-4-LNG	Trinidad and Tobago	Avenir Accolade	San Juan, Puerto Rico	149,212	[S]
3/29/2023	NFEnergia LLC	NFE North Trading LLC	2022-4-LNG	Trinidad and Tobago	CNTIC VPower Global	San Juan, Puerto Rico	607,764	[S]
4/1/2023	Naturgy Aprovisionamientos S.A.	Naturgy Aprovisionamientos S.A.	2022-107-LNG	Nigeria	Seapeak Catalunya	Ponce, Puerto Rico	1,301,894	[*]
4/1/2023	NFEnergia LLC	NFE North Trading LLC	2022-4-LNG	Trinidad and Tobago	Avenir Accolade	San Juan, Puerto Rico	86,719	[S]
4/9/2023	NFEnergia LLC	NFE North Trading LLC	2022-4-LNG	Trinidad and Tobago	CNTIC VPower Global	San Juan, Puerto Rico	503,803	[S]
4/13/2023	Naturgy Aprovisionamientos S.A.	Naturgy Aprovisionamientos S.A.	2022-107-LNG	Trinidad and Tobago	BW GDF Suez Boston	Ponce, Puerto Rico	1,406,920	[*]
4/19/2023	NFEnergia LLC	NFE North Trading LLC	2022-4-LNG	Trinidad and Tobago	CNTIC VPower Global	San Juan, Puerto Rico	527,143	[S]
4/23/2023	Naturgy Aprovisionamientos S.A.	Naturgy Aprovisionamientos S.A.	2022-107-LNG	Nigeria	Iberica Knutsen	Ponce, Puerto Rico	1,389,802	[*]
4/26/2023	NFEnergia LLC	NFE North Trading LLC	2022-4-LNG	Trinidad and Tobago	CNTIC VPower Global	San Juan, Puerto Rico	648,010	[S]
5/3/2023	Naturgy Aprovisionamientos S.A.	Naturgy Aprovisionamientos S.A.	2022-107-LNG	Trinidad and Tobago	Iberica Knutsen	Ponce, Puerto Rico	1,382,560	[*]
5/6/2023	NFEnergia LLC	NFE North Trading LLC	2022-4-LNG	Trinidad and Tobago	CNTIC VPower Global	San Juan, Puerto Rico	588,552	[S]
5/16/2023	Naturgy Aprovisionamientos S.A.	Naturgy Aprovisionamientos S.A.	2022-107-LNG	Nigeria	LNG Enugu	Ponce, Puerto Rico	1,373,629	[*]
5/16/2023	NFEnergia LLC	NFE North Trading LLC	2022-4-LNG	Trinidad and Tobago	CNTIC VPower Global	San Juan, Puerto Rico	589,074	[S]
5/20/2023	NFEnergia LLC	NFE North Trading LLC	2022-4-LNG	Trinidad and Tobago	Avenir Accolade	San Juan, Puerto Rico	148,502	[S]
5/24/2023	NFEnergia LLC	NFE North Trading LLC	2022-4-LNG	Nigeria	CNTIC VPower Global	San Juan, Puerto Rico	610,552	[S]
5/27/2023	NFEnergia LLC	NFE North Trading LLC	2022-4-LNG	Nigeria	Avenir Accolade	San Juan, Puerto Rico	156,010	[S]
5/31/2023	NFEnergia LLC	NFE North Trading LLC	2022-4-LNG	Nigeria	CNTIC VPower Global	San Juan, Puerto Rico	432,286	[S]
6/1/2023	Naturgy Aprovisionamientos S.A.	Naturgy Aprovisionamientos S.A.	2022-107-LNG	Nigeria	LNG Enugu	Ponce, Puerto Rico	1,369,833	[*]
6/3/2023	NFEnergia LLC	NFE North Trading LLC	2022-4-LNG	Nigeria	Avenir Accolade	San Juan, Puerto Rico	157,567	[S]
6/8/2023	Naturgy Aprovisionamientos S.A.	Naturgy Aprovisionamientos S.A.	2022-107-LNG	Trinidad and Tobago	BW GDF Suez Boston	Ponce, Puerto Rico	980,588	[*]
6/8/2023	NFEnergia LLC	NFE North Trading LLC	2022-4-LNG	Nigeria	CNTIC VPower Global	San Juan, Puerto Rico	564,768	[S]
6/11/2023	NFEnergia LLC	NFE North Trading LLC	2022-4-LNG	Nigeria	Avenir Accolade	San Juan, Puerto Rico	157,626	[S]
6/18/2023	Naturgy Aprovisionamientos S.A.	Naturgy Aprovisionamientos S.A.	2022-107-LNG	Trinidad and Tobago	Seapeak Catalunya	Ponce, Puerto Rico	1,422,017	[*]
6/18/2023	NFEnergia LLC	NFE North Trading LLC	2022-4-LNG	Nigeria	CNTIC VPower Global	San Juan, Puerto Rico	621980	[S]

Note: Naturgy Aprovisionamientos S.A. (formerly Gas Natural Aprovisionamientos SDG. S.A.)

[S] Spot – a one-time transaction for near-term delivery of a specific quantity of LNG at a specific location.

[\*] Split cargo – a single shipment of LNG where portions of the cargo have different transactional characteristics. For instance, a single cargo can have more than one buyer, supplier, price, unloading port, loading port, or DOE authorization.

## VESSEL-BORNE IMPORTS OF LIQUEFIED NATURAL GAS (LNG) TO PUERTO RICO

Table 2f

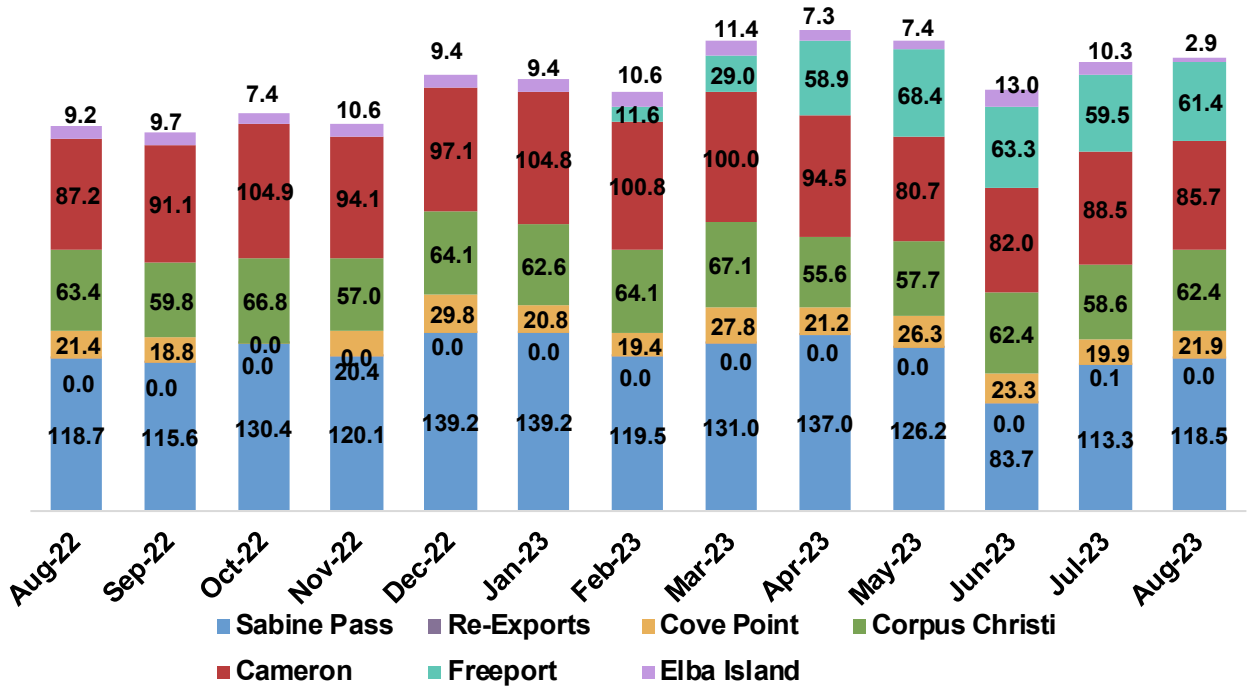
Date of Arrival	Name of Importer	Seller	Docket Number	Country of Origin	Name of Tanker	Receiving Terminal	Volume (Mcf of Natural Gas)	Notes
6/20/2023	NFEnergia LLC	NFE North Trading LLC	2022-4-LNG	Nigeria	Avenir Accolade	San Juan, Puerto Rico	157,448	[S]
6/24/2023	NFEnergia LLC	NFE North Trading LLC	2022-4-LNG	Nigeria	CNTIC VPower Global	San Juan, Puerto Rico	613,330	[S]
6/27/2023	NFEnergia LLC	NFE North Trading LLC	2022-4-LNG	Nigeria	Avenir Accolade	San Juan, Puerto Rico	157,744	[S]
6/28/2023	Naturgy Aprovisionamientos S.A.	Naturgy Aprovisionamientos S.A.	2022-107-LNG	Trinidad and Tobago	Seapeak Catalunya	Ponce, Puerto Rico	1,346,060	[*]
6/30/2023	NFEnergia LLC	NFE North Trading LLC	2022-4-LNG	Nigeria	CNTIC VPower Global	San Juan, Puerto Rico	737,241	[S]
7/4/2023	NFEnergia LLC	NFEnergia LLC	2022-4-LNG	Nigeria	Avenir Accolade	San Juan, Puerto Rico	157,340	[S]
7/7/2023	Naturgy Aprovisionamientos S.A.	Naturgy Aprovisionamientos S.A.	2022-107-LNG	Nigeria	LNG Oyo	Ponce, Puerto Rico	1,373,721	[*]
7/7/2023	NFEnergia LLC	NFEnergia LLC	2022-4-LNG	Nigeria	CNTIC VPower Global	San Juan, Puerto Rico	542,148	[S]
7/9/2023	NFEnergia LLC	NFEnergia LLC	2022-4-LNG	Nigeria	Coral Antheia	San Juan, Puerto Rico	90,286	[S]
7/12/2023	NFEnergia LLC	NFEnergia LLC	2022-4-LNG	Nigeria	CNTIC VPower Global	San Juan, Puerto Rico	578,985	[S]
7/17/2023	NFEnergia LLC	NFEnergia LLC	2022-4-LNG	Nigeria	Avenir Accolade	San Juan, Puerto Rico	158,709	[S]
7/19/2023	Naturgy Aprovisionamientos S.A.	Naturgy Aprovisionamientos S.A.	2022-107-LNG	Nigeria	LNG Oyo	Ponce, Puerto Rico	1,428,723	[*]
7/20/2023	NFEnergia LLC	NFEnergia LLC	2022-4-LNG	Nigeria	CNTIC VPower Global	San Juan, Puerto Rico	626,640	[S]
7/24/2023	NFEnergia LLC	NFEnergia LLC	2022-4-LNG	Nigeria	Avenir Accolade	San Juan, Puerto Rico	157,645	[S]
7/28/2023	NFEnergia LLC	NFEnergia LLC	2022-4-LNG	Nigeria	Avenir Accolade	San Juan, Puerto Rico	158,384	[S]
7/29/2023	NFEnergia LLC	NFEnergia LLC	2022-4-LNG	Nigeria	CNTIC VPower Global	San Juan, Puerto Rico	358,236	[S]
8/1/2023	NFEnergia LLC	NFE North Trading LLC	2022-4-LNG	Nigeria	Avenir Accolade	San Juan, Puerto Rico	158,197	[S]
8/2/2023	Naturgy Aprovisionamientos S.A.	Naturgy Aprovisionamientos S.A.	2022-107-LNG	Trinidad and Tobago	BW GDF Suez Boston	Ponce, Puerto Rico	2,038,888	[S]
8/5/2023	NFEnergia LLC	NFE North Trading LLC	2022-4-LNG	Nigeria	Avenir Accolade	San Juan, Puerto Rico	158,020	[S]
8/6/2023	NFEnergia LLC	NFE North Trading LLC	2022-4-LNG	Nigeria	CNTIC VPower Global	San Juan, Puerto Rico	584,778	[S]
8/9/2023	NFEnergia LLC	NFE North Trading LLC	2022-4-LNG	Nigeria	Avenir Accolade	San Juan, Puerto Rico	144,384	[S]
8/13/2023	NFEnergia LLC	NFE North Trading LLC	2022-4-LNG	Nigeria	Avenir Accolade	San Juan, Puerto Rico	158,128	[S]
8/14/2023	Naturgy Aprovisionamientos S.A.	Naturgy Aprovisionamientos S.A.	2022-107-LNG	Trinidad and Tobago	Shandong Juniper	Ponce, Puerto Rico	1,366,250	[*]
8/15/2023	NFEnergia LLC	NFE North Trading LLC	2022-4-LNG	Nigeria	CNTIC VPower Global	San Juan, Puerto Rico	625,291	[S]
8/21/2023	Naturgy Aprovisionamientos S.A.	Naturgy Aprovisionamientos S.A.	2022-107-LNG	Trinidad and Tobago	Shandong Juniper	Ponce, Puerto Rico	1,276,383	[*]
8/21/2023	NFEnergia LLC	NFE North Trading LLC	2022-4-LNG	Nigeria	CNTIC VPower Global	San Juan, Puerto Rico	629,714	[S]
8/26/2023	NFEnergia LLC	NFE North Trading LLC	2022-4-LNG	Nigeria	CNTIC VPower Global	San Juan, Puerto Rico	533,419	[S]
8/28/2023	NFEnergia LLC	NFE North Trading LLC	2022-4-LNG	Nigeria	Avenir Accolade	San Juan, Puerto Rico	338,089	[S]
<b>TOTAL Imports of LNG to Puerto Rico</b>							<b>48,065,111</b>	

Note: Naturgy Aprovisionamientos S.A. (formerly Gas Natural Aprovisionamientos SDG. S.A.)

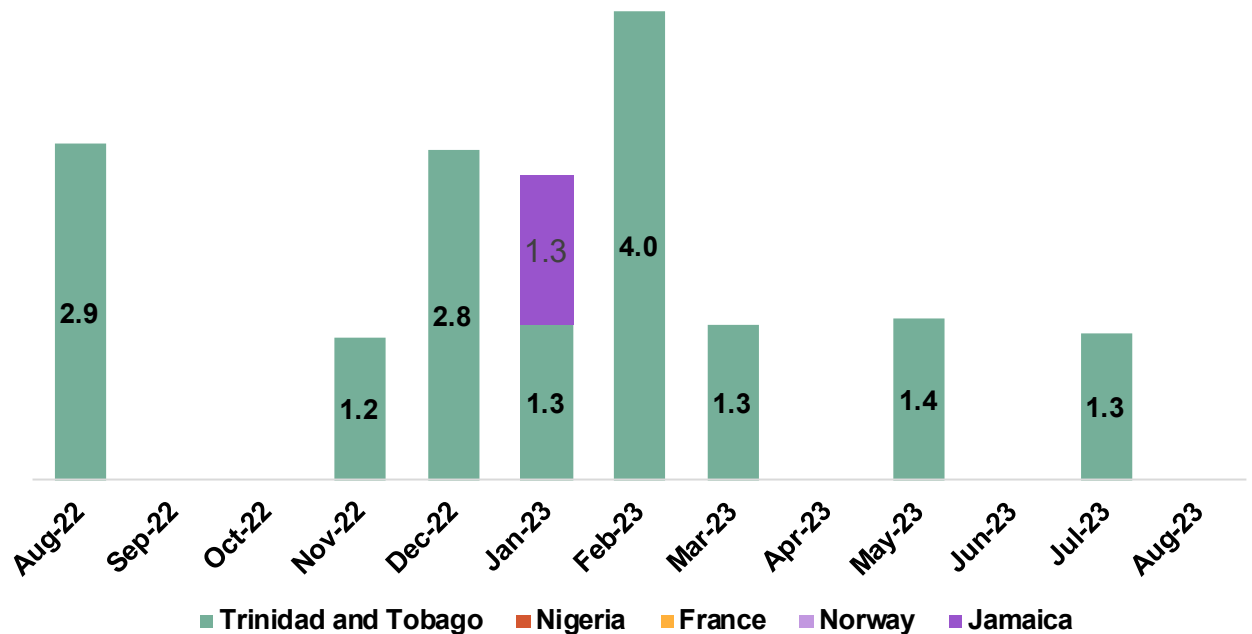
[S] Spot – a one-time transaction for near-term delivery of a specific quantity of LNG at a specific location.

[\*] Split cargo – a single shipment of LNG where portions of the cargo have different transactional characteristics. For instance, a single cargo can have more than one buyer, supplier, price, unloading port, loading port, or DOE authorization.

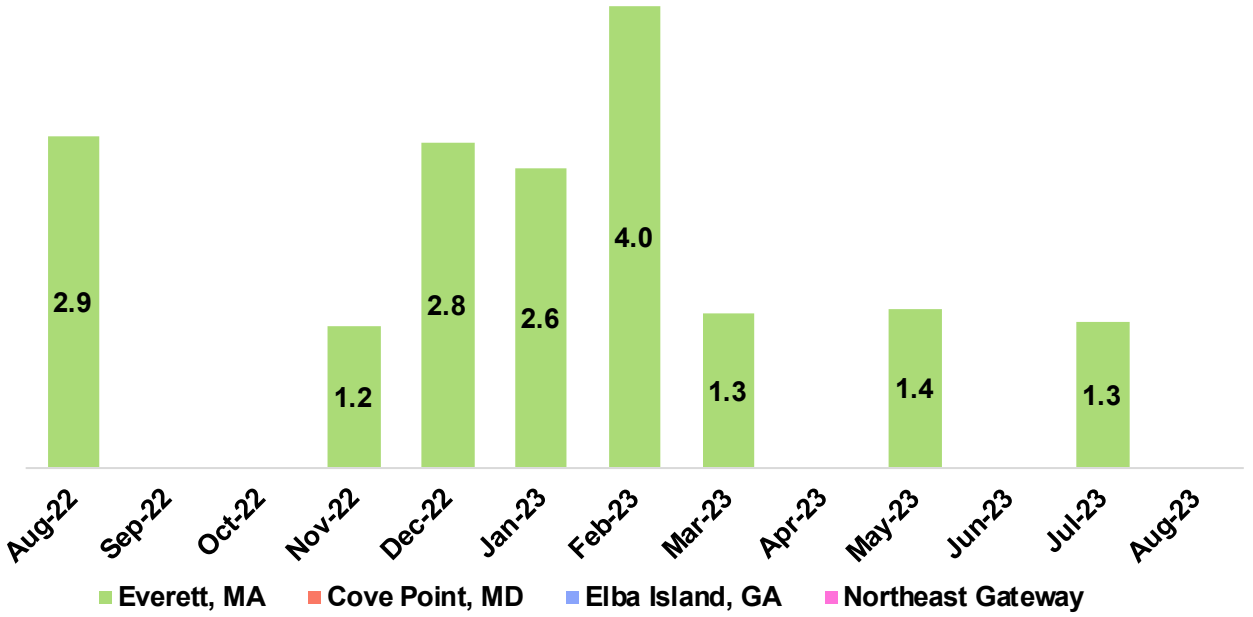
### U.S. LNG by Vessel – Export and Re-Export Volumes (Bcf)



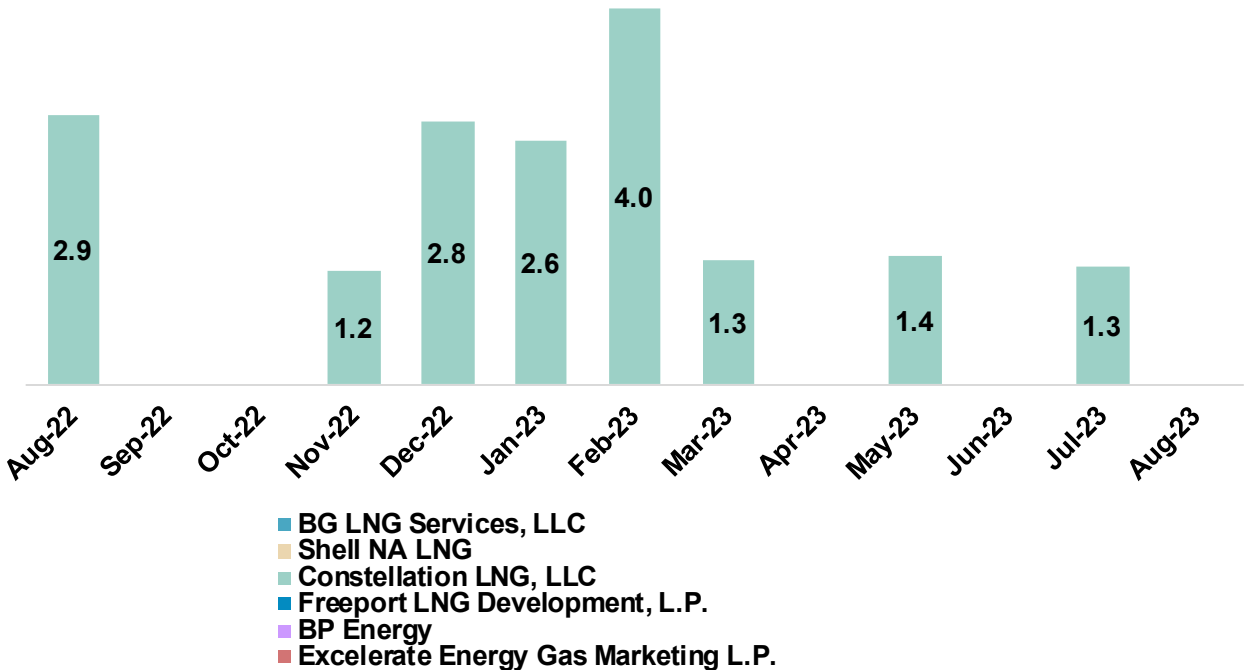
### U.S. LNG Import Volume by Source Country (Bcf)



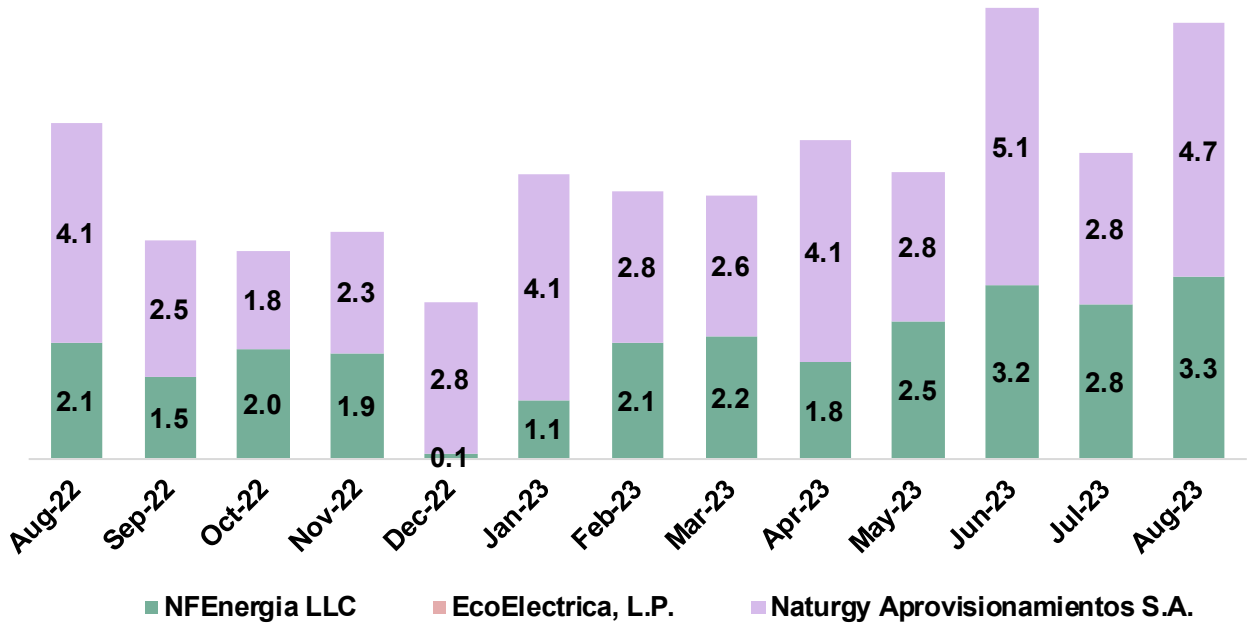
### U.S. LNG Import Volume by Terminal (Bcf)



### U.S. LNG Import Volume by Company (Bcf)



## U.S. LNG Import Volume by Company, Puerto Rico (Bcf)



## NOTES AND DEFINITIONS

- 1) Import prices are landed and include the price of the LNG, the transportation cost to the U.S. terminal, and the cost of offloading the LNG. Landed prices do not include regasification fees.
- 2) The data are provided by importers and exporters as a condition of their authorizations (which are issued by this office). They are reported as filed, after DOE review and any subsequent revisions by importers and exporters.
- 3) Spot cargos [S] are a one-time transaction for near-term delivery of a specific quantity of LNG at a specific location. Spot cargos could be included in either long-term or short-term authorization types.
- 4) Split cargos [\*] refer to a single shipment of LNG where portions of the cargo have different transactional characteristics. For instance, a single cargo can have more than one buyer, supplier, price, unloading port, loading port, or DOE authorization.
- 5) Commissioning cargos [C] refer to pre-commercial cargos loaded while export facility operations are still undergoing final testing and inspection. Commissioning cargos may occur multiple times for the same facility as individual LNG trains enter service.
- 6) Export prices are free on board (FOB) and are inclusive of all costs of the LNG up to the point of export, including commodity costs and liquefaction fees. Prior to July 2019, cargo prices that include liquefaction fees are indicated by the footnote [L].
- 7) Short-term imports or exports are those cargos imported or exported under a company's short-term or "blanket" authorization. This type of authorization covers supply contracts with terms up to 2 years, including spot cargos. The authorization is not based on a specific supply contract, but covers all of the importer's short-term supply deals. DOE does not have copies of those contracts and they are not filed with the applications.
- 8) Long-term imports or exports are those cargos imported or exported under a company's long-term authorization. This type of authorization is tied to one specific supply contract with a term of more than two years. Redacted copies of the contracts are available on our website (please see below).
- 9) Authorization holders are required to file volume data in thousand cubic feet (Mcf). Therefore, data collected does not necessarily include equivalent amounts of energy, measured in million British thermal units (MMBtu).
- 10) Prices for re-exports are the prices at the point of export, also known as FOB (free on board).
- 11) Data are current as of the publication date. Any revisions to reported data will be published in the next scheduled LNG Monthly.

Our web address is: [www.fossil.energy.gov](http://www.fossil.energy.gov)  
Click "Services," then click "Natural Gas Regulation."



U.S. DEPARTMENT OF  
**ENERGY** | Fossil Energy and  
Carbon Management  
OFFICE OF RESOURCE SUSTAINABILITY