

ATTACHMENT U

U.S. gas supply

Analysis

Climate Risk

Electric Grid

Energy Investment Trends

Energy Markets

Global Coal Markets

LNG

Natural Gas

Pipelines

Renewables

Solar

Transition

US Coal Markets

Wind

Asia

China

Europe

Louisiana

Mexico

Russia

Texas

United States

IEEFA U.S.: Booming U.S. natural gas exports fuel high prices

November 04, 2021
Clark Williams-Derry



As fall utility bills start hitting people's mailboxes, more households will start feeling the pinch of higher natural gas prices. The wholesale price of U.S. gas has roughly tripled from last summer's lows, and utilities are passing on rising costs to their customers. But it's not just householders who will feel the pinch. Businesses are complaining, too: In September, an industry trade group [urged the federal government](#) to take swift action to halt the rise in natural gas prices.

Newsroom ▾

Research ▾

About ▾

Explore



Subs



Language

Why have natural gas prices risen so high, so fast?

high, but that's mostly because Americans have gotten accustomed to cheap fuel. Since 2011, natural gas prices have averaged about \$3.50/MMBtu. Prices fell below \$2/MMBtu last summer, in the depths of the COVID-19 crisis (One MMBtu, or 1 million British thermal units, has as much energy as about 8 gallons of gasoline). Yet in the first decade of the millennium, natural gas prices averaged nearly \$8 per MMBtu, after adjusting for inflation. So today's price—\$5.52/MMBtu at press time—may seem exorbitant, but it would have seemed like a relief virtually any time from 2002 through 2009.

Still, a history lesson offers cold comfort to today's energy consumers, who are looking for the reasons behind surging heating and power bills.

Supply and Demand

Prices rarely stray far from the fundamentals of supply and demand. When supplies dip or demand spikes, prices tend to respond. Energy prices are particularly sensitive to tiny imbalances between output and consumption. Even small shortfalls or surpluses can lead to dramatic price swings. The price spikes we've seen over the past several months suggest that either demand has ticked up or supply has dipped, or perhaps both.

But within the U.S., gas demand has actually *fallen* a bit since pre-COVID days. For the 12 months leading up to July 2021—the most recent month for which U.S. data has been released—[total gas consumption](#) had fallen about 2% from its pre-COVID levels. So we can't point to surging U.S. gas consumption to explain spiking prices.

The U.S. is exporting more and more natural gas, and

U.S. gas [production](#) has also dipped, and by just a smidge more than consumption. Most of that decline can be traced to a single month: February 2021, when the Big Freeze [halved Texas gas output](#), depleting gas storage and setting the stage for a late winter price

If an event as momentous as the Big Freeze can't explain sky-high prices, what can? What's changed between last year and this year to cause prices to triple?

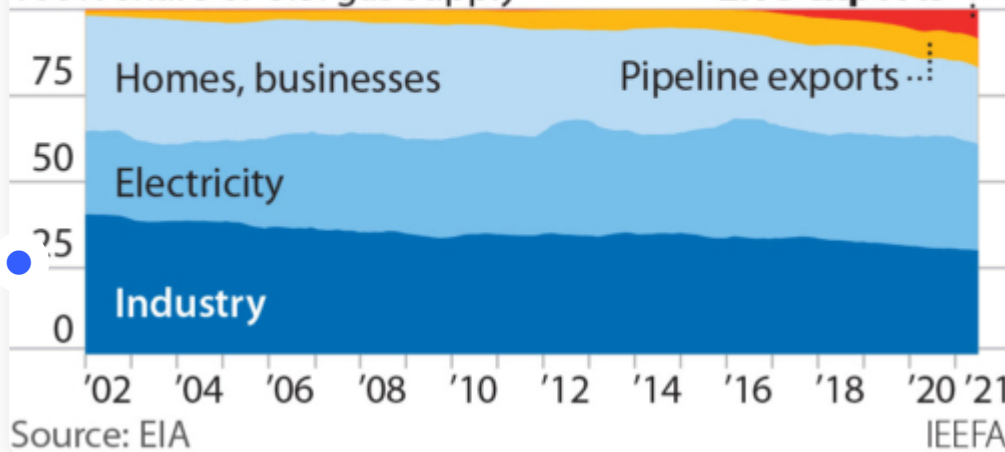
There is one trend that's been big enough to explain rising gas prices: The U.S. is exporting more and more natural gas, and importing higher prices as a result.

Where Natural Gas Goes in the U.S.

Exports of natural gas have grown quickly.

100% share of U.S. gas supply

LNG exports



Over the past five years,

U.S. exports of gas by pipeline, primarily to Mexico, have grown modestly. But that increase was dwarfed by the growth in shipments of LNG (liquefied natural gas) from six newly-commissioned facilities in Texas, Louisiana, and the East Coast. LNG is just ordinary gas chilled to -162° Celsius and pressurized so that it can be shipped in specialized ocean-going vessels. Five years ago, the U.S. exported essentially no LNG. But so far this year, LNG exports amounted to about 10 percent of total U.S. gas production.

Combining both pipeline exports and LNG shipments, exports now account for almost one-fifth of all U.S. gas demand. That share is only slated to grow as new LNG facilities come online over the next few years, and as gas exports to Mexico through existing pipelines ramp up.

Newsroom ▾

Research ▾

About ▾

Explore   Subs 

Language

markets.

The reasons for spiking international gas prices are myriad: Rising global LNG demand; a combination of [global supply disruptions and bad weather](#); shortfalls in [Chinese coal production](#); and [reputed Russian manipulation of European gas markets](#), reportedly to speed the approval of the new Nord Stream 2 pipeline. But regardless of the specifics behind the international LNG price spikes, buyers in Europe and Asia are now bidding up the price of U.S. gas, and U.S. consumers are paying more as a result.

Buyers in Europe and Asia are now bidding up the price of U.S. gas, and U.S.

consumers are paying more.

Don't expect U.S. gas producers to come to the rescue. America's gas industry has been [losing money](#) for [so long](#) that Wall Street has lost patience with it. In the past, oil and gas companies would respond to high prices by boosting output—and the resulting oversupply would lower prices and kill profits. Investors are refusing to play that game again. They're keeping their money on the sidelines, withholding money from publicly traded gas drillers that threaten to overproduce. Companies that have spare cash from gas sales are using it to pay down debts or reward investors, rather than boosting drilling. We can see this clearly in the data for [Appalachia](#), America's biggest gas-producing region. Drilling in the region has stayed roughly flat since February, despite rising prices.

For America's fossil fuel industry, high natural gas prices are a feature, not a bug. In fact, fossil fuel interests predicted long ago that rising LNG exports would boost domestic gas prices. In 2016, just before the first wave of LNG projects was competed, the late coal magnate Bob Murray urged then-candidate Donald Trump [to support LNG exports](#). As one writer put it, "The hope is if more natural gas can be exported, it might reduce the glut in the U.S., which has driven prices so low that it's killing coal."

If that was the strategy all along, it seems to be working. U.S. markets are no longer saturated with gas, prices have risen, and some utility companies have switched, albeit

[Newsroom](#) ▾[Research](#) ▾[About](#) ▾[Explore](#)[Subs](#)[Language](#)

The idea that LNG exports are boosting U.S. prices has now become something close to conventional wisdom among energy analysts. In late September, [RBN Energy argued](#) that LNG exports hitch U.S. gas markets to soaring international prices, and the problem is likely to get worse as more LNG export facilities come online. “The U.S.’s LNG export capacity ceiling is likely the only thing reining in Henry Hub prices from following European and Asian gas/LNG prices to the moon,” the energy analytics firm said. (That ceiling will rise early next year as facilities in Texas and Louisiana expand their operations.)

Industrial gas users made the same argument, recently [urging the U.S. Department of Energy](#) to place a hold on all existing, pending, and prefiling permits and approvals on LNG export facilities in the continental U.S. to stem increases in domestic prices. A report by Natural Gas Intelligence suggested that [gas exports would increase](#) 16 percent to 18 percent this winter, while production was slated to grow only 4 percent, setting the stage for higher prices. The Center for Strategic and International Analysis piled on, [arguing](#) there was now “strong evidence that exports are the primary demand driver for U.S. gas and thus the increase in prices.”

But what’s good news in the short term for the gas industry’s bottom line could be bad news for the industry’s long-term future. High and volatile gas prices are making renewables—whose [costs keep falling](#)—all the more attractive. Utilities, businesses, and industries making long-term decisions about their capital budgets can no longer be certain what gas prices will look like in five to 10 years. The price uncertainty of gas weighs in favor of the predictability of wind and solar. Sure, the sun doesn’t always shine and the wind doesn’t always blow, but when they do, they’re completely free.

Clark Williams-Derry (cwilliamsderry@ieefa.org) is an IEEFA energy finance analyst.

Related items

[Newsroom](#) ▾[Research](#) ▾[About](#) ▾[Explore](#)[Subs](#)[Language](#)

IEEFA. [Despite Hype, Tellurian's LNG Plans Face an Uphill Battle.](#)

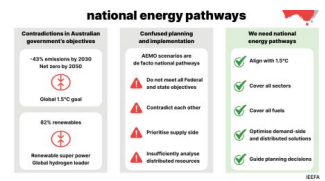
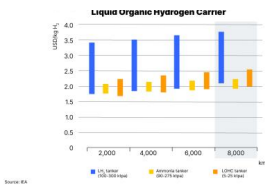
IEEFA. [New Policy and Market Risks for U.S. LNG Project Sponsors in Emerging Asia.](#)



Clark Williams-Derry

Clark Williams-Derry focuses on the finances North America's oil, gas, and coal industries. His areas of expertise include: the long-term financial performance of North American oil & gas companies, particularly fracking-focused enterprises; company- and basin-specific studies of oil and gas production; U.S. LNG exports in the context of global markets; and U.S. and Canadian coal export projects.

[Go to Profile](#)



Hydrogen Energy Supply Chain project viability remains uncertain in wake of Hydrogen Headstart scheme for green hydrogen

July 03, 2023
Andrew Gorringer

Proper policy support will drive green hydrogen proliferation in India

June 29, 2023
Charith Konda

The heat of the moment: India's shifting patterns of power use

June 29, 2023
Charles Worringham

Australia needs 1.5°C aligned national energy pathways

June 29, 2023
Amandine Denis-Ryan, Jay Gordon

Join our newsletter

Keep up to date with all the latest from IEEFA

Subscribe

[Newsroom](#) ▾

[Research](#) ▾

[About](#) ▾

[Explore](#)  



 [Subscribe](#)  

[Language](#)

[All News](#)

[Press Releases](#)

[World Energy News](#)

[IEEFA in the Media](#)

[Media Inquiries](#)

[All Research](#)

[Reports](#)

[Analysis](#)

[Explore](#)

[What We Do](#)

[Who We Are](#)

[Conference](#)

[Employment](#)

[Contact Us](#)

[Subscribe](#)

INSTITUTE FOR
ENERGY
ECONOMICS AND
FINANCIAL
ANALYSIS

14900 Detroit
Avenue Suite 206
Lakewood, OH
44107

T: 216-712-6612
E: staff@ieefa.org



© 2022 Institute
for Energy
Economics &
Financial Analysis.

[Data & T&C's](#)
[Privacy policy](#)
[Site by 89up](#)

