



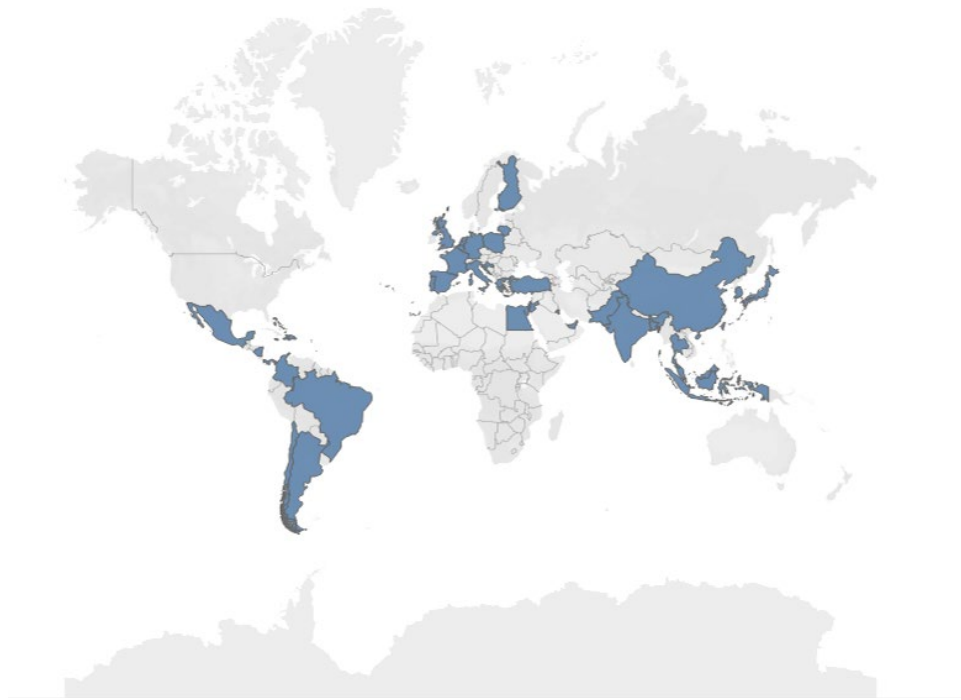
U.S. DEPARTMENT OF
ENERGY

Fossil Energy and
Carbon Management

OFFICE OF RESOURCE SUSTAINABILITY

LNG Monthly

Published May 2023



Map shows Countries of Destination of Exports of Domestically-Produced LNG
(February 2016 through March 2023)

To be placed on the LNG Monthly email distribution list, please add your contact information here:

https://public.govdelivery.com/accounts/USDOEOFE/subscriber/new?utm_medium=email&utm_source=govdelivery

All other inquiries, please send an email to ngreports@hq.doe.gov.

For electronic version: <https://www.energy.gov/fe/listings/lng-reports>

Table of Contents

Cumulative Map of LNG Exports

1	Summary	1
1a	Table of Exports of Domestically-Produced LNG Delivered by Region – from February 2016	1
1b	Shipments of Domestically-Produced LNG Delivered by Country – from February 2016	2
1c	Domestically-Produced LNG Exported by Point of Exit	3
1d	Domestically-Produced LNG Exported by Region.....	3
1e	Volumes and Percentages of FTA and nFTA Shipments of Domestically-Produced LNG Delivered.....	4
1f	Domestically-Produced LNG Delivered by Point of Exit per month.....	5
1g	Vessel-Borne Imports of LNG by Point of Entry per month	6
	(i) Vessel-Borne Imports of LNG to Continental United States.....	6
	(ii) Vessel-Borne Imports of LNG to Puerto Rico	7
1h	Destination of Domestically-Produced LNG Delivered by Country and Region with Trade Agreement Status.....	8
2	LNG Activity	
2a	Shipments of Domestically-Produced LNG Delivered YTD 2023.....	
	(i) Sabine Pass.....	9
	(ii) Cove Point.....	12
	(iii) Corpus Christi	13
	(iv) Cameron	16
	(v) Freeport	18
	(vi) Elba Island	19
	(vii) Venture Global Calcasieu Pass, LLC.....	20
2b	Shipments of Domestically-Produced LNG Shipped by ISO Container YTD 2023	21
2c	Shipments of LNG Re-Exported YTD 2022.....	26
2d	LNG Imports by Country, Point of Entry, and Importer	27
2e	Shipments of LNG Received YTD 2023.....	28
2f	Shipments of LNG Received YTD 2023, Puerto Rico	29
3	Graphical Summaries	30
4	Notes and Definitions	33

Summary

Overview of Activity for March 2023

- **Top five countries of destination, representing 60.9% of total U.S. LNG exports in March 2023**
 - United Kingdom (70.5 Bcf), Netherlands (61.0 Bcf), Spain (38.1 Bcf), France (28.6 Bcf), and Germany (24.8 Bcf)
- **366.3 Bcf of exports in March 2023**
 - 12.4% increase from February 2023
 - 0.7% more than March 2022
- **121 cargos shipped in March 2023**
 - Sabine Pass (41), Cameron (36), Corpus Christi (19), Freeport (12), Cove Point (8), and Elba (5)
 - 100 cargos in February 2023
 - 114 cargos in March 2022

1a. Table of Exports of Domestically-Produced LNG Delivered by Region (Cumulative from February 2016 through March 2023)

Region	Number of Countries Receiving Per Region	Volume Exported (Bcf)	Percentage Receipts of Total Volume Exported (%)	Number of Cargos*
East Asia and Pacific	8	4,640.5	31.7%	1375
Europe and Central Asia	15	6,581.0	45.0%	2062
Latin America and the Caribbean**	13	2,173.6	14.9%	777
Middle East and North Africa	5	376.6	2.6%	110
South Asia	3	858.1	5.9%	255
Sub-Saharan Africa	0	0.0	0.0%	0
Total LNG Exports	44	14,629.7	100.0%	4,579

*Split cargos counted as both individual cargos and countries

**Number of cargos does not include the shipments by ISO container

1b. Shipments of Domestically-Produced LNG Delivered – by Country (Cumulative from February 2016 through March 2023)

Country of Destination	Region	Number of Cargos	Volume (Bcf of Natural Gas)	Percentage of Total U.S LNG Exports (%)
1. South Korea*	East Asia and Pacific	513	1,779.8	12.2%
2. Japan*	East Asia and Pacific	380	1,294.5	8.8%
3. United Kingdom*	Europe and Central Asia	361	1,194.5	8.2%
4. Spain*	Europe and Central Asia	363	1,135.1	7.8%
5. France*	Europe and Central Asia	330	1,073.9	7.3%
6. China*	East Asia and Pacific	296	1,007.9	6.9%
7. Netherlands*	Europe and Central Asia	260	871.6	6.0%
8. India*	South Asia	195	661.3	4.5%
9. Turkiye*	Europe and Central Asia	205	656.9	4.5%
10. Brazil*	Latin America and the Caribbean	218	609.7	4.2%
11. Mexico*	Latin America and the Caribbean	166	553.1	3.8%
12. Chile*	Latin America and the Caribbean	135	429.9	2.9%
13. Italy*	Europe and Central Asia	110	352.7	2.4%
14. Taiwan*	East Asia and Pacific	109	343.9	2.4%
15. Poland*	Europe and Central Asia	90	297.9	2.0%
16. Portugal*	Europe and Central Asia	88	280.5	1.9%
17. Argentina*	Latin America and the Caribbean	112	269.8	1.8%
18. Greece*	Europe and Central Asia	80	188.7	1.3%
19. Dominican Republic*	Latin America and the Caribbean	69	165.8	1.1%
20. Belgium*	Europe and Central Asia	50	160.3	1.1%
21. Lithuania	Europe and Central Asia	51	157.6	1.1%
22. Kuwait	Middle East and North Africa	45	156.4	1.1%
23. Croatia	Europe and Central Asia	43	129.3	0.9%
24. Pakistan*	South Asia	40	128.9	0.9%
25. Jordan*	Middle East and North Africa	36	124.2	0.8%
26. Singapore*	East Asia and Pacific	33	107.4	0.7%
27. Thailand*	East Asia and Pacific	27	92.7	0.6%
28. Bangladesh*	South Asia	20	67.8	0.5%
29. Panama*	Latin America and the Caribbean	32	57.9	0.4%
30. Jamaica*	Latin America and the Caribbean	27	57.9	0.4%
31. Germany	Europe and Central Asia	17	54.5	0.4%
32. United Arab Emirates	Middle East and North Africa	15	51.1	0.3%
33. Israel*	Middle East and North Africa	9	28.0	0.2%
34. Colombia*	Latin America and the Caribbean	18	24.2	0.2%
35. Malta*	Europe and Central Asia	11	20.1	0.1%
36. Egypt*	Middle East and North Africa	5	16.9	0.1%
37. Indonesia*	East Asia and Pacific	16	10.7	0.1%
38. Finland	Europe and Central Asia	3	7.2	0.0%
39. Malaysia	East Asia and Pacific	1	3.7	0.0%
Total Exports by Vessel		4,579	14,624.4	
Germany	Europe and Central Asia	1	0.0	0.0%
40. Antigua and Barbuda	Latin America and the Caribbean	42	0.0	0.0%
41. Nicaragua	Latin America and the Caribbean	1	0.0	0.0%
42. Haiti	Latin America and the Caribbean	137	0.4	0.0%
43. Barbados	Latin America and the Caribbean	305	1.3	0.0%
Jamaica	Latin America and the Caribbean	167	1.6	0.0%
44. Bahamas	Latin America and the Caribbean	705	2.0	0.0%
Total Exports by ISO		1358	5.4	
Total Exports by Vessel and ISO		5,937	14,629.7	

Note:

Volume and Number of Cargos are the cumulative totals of each individual Country of Destination by Region starting from February 2016.

Jamaica has received U.S. LNG exports by both vessel and ISO container. The volumes are totaled separately

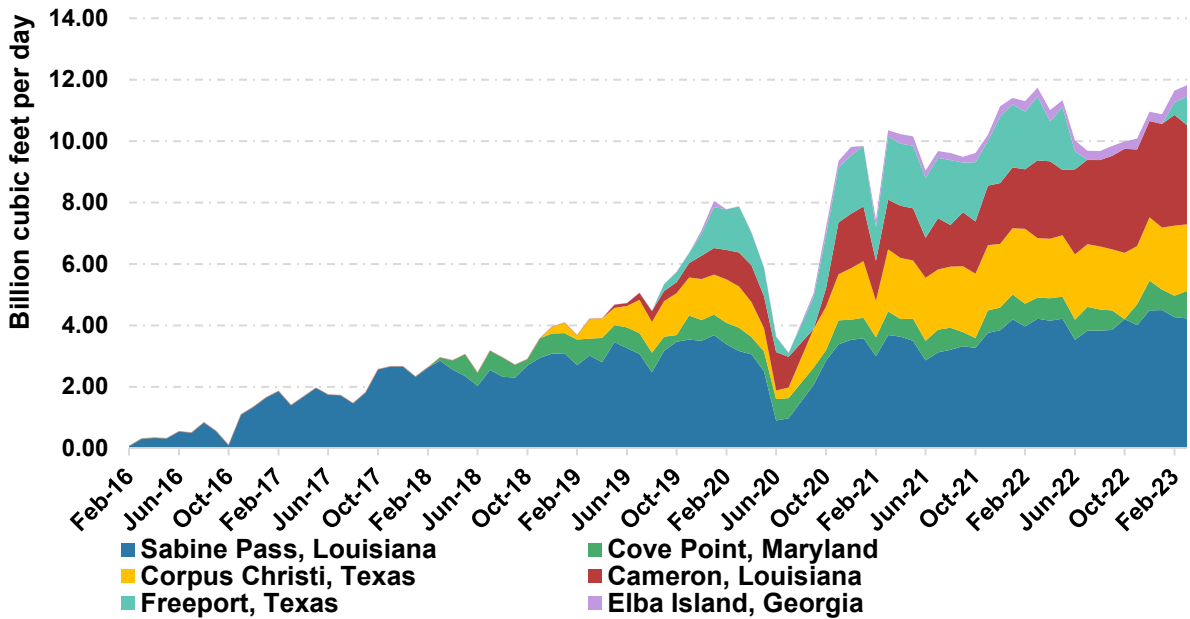
* Split cargos counted as both individual cargos and countries.

Vessel = LNG Exports by Vessel and ISO container = LNG Exports by Vessel in ISO Containers.

Does not include re-exports of previously-imported LNG. See table 2c for re-exports data.

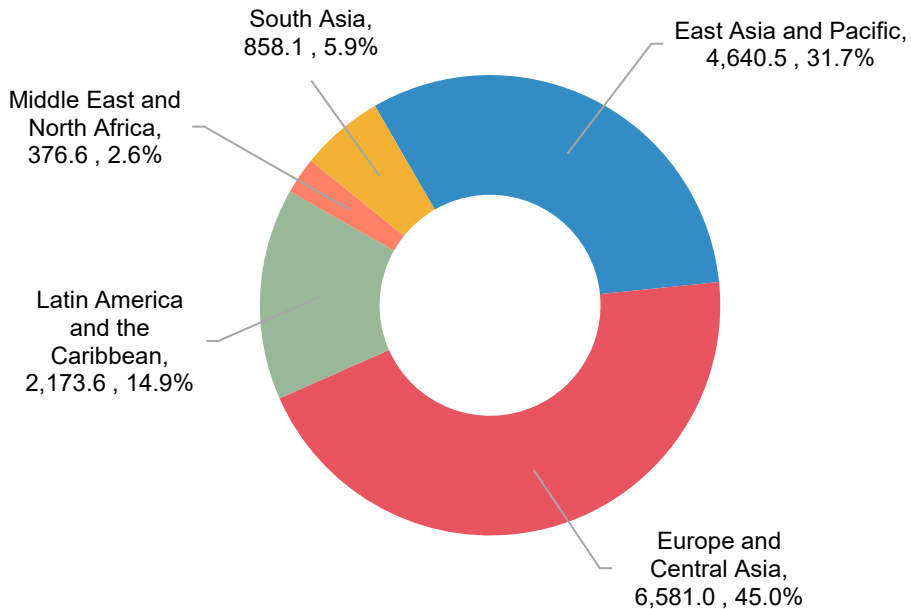
Totals may not equal sum of components because of independent rounding.

1c. Domestically-Produced LNG Exported by Point of Exit (February 2016 through March 2023)



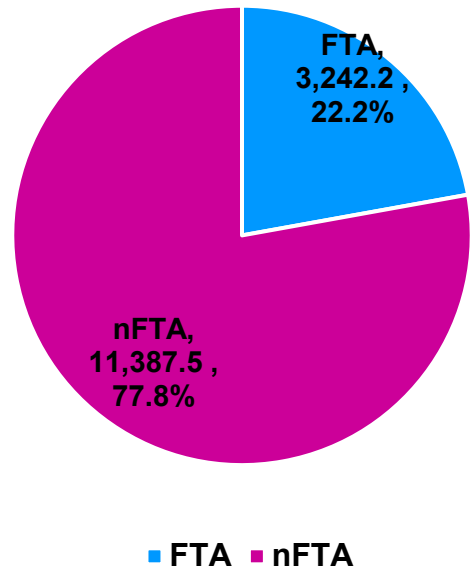
The Cameron, LA point of exit includes exports from Cameron LNG and Venture Global Calcasieu Pass.

1d. Domestically-Produced LNG Exported by Region (Cumulative from February 2016 through March 2023) (Bcf, %)



1e. Volumes and Percentages of FTA and nFTA Shipments of Domestically-Produced LNG Delivered (Cumulative from February 2016 through February 2023)

	Volume (Bcf)	Percentage of Total Volume	Number of Countries
FTA	3,242.2	22.2%	8
nFTA	11,387.5	77.8%	36
Total LNG Exports	14,629.7	100.0%	44



Spot cargos total 640.5 Bcf - or 4.4 percent - of the 14,629.7 Bcf total volume of shipments.

These totals are cumulative starting from February 2016 through March 2023 - a cumulative listing of cargos and regions in Table 1b and a cumulative list of FTAs and nFTAs in Table 1h.

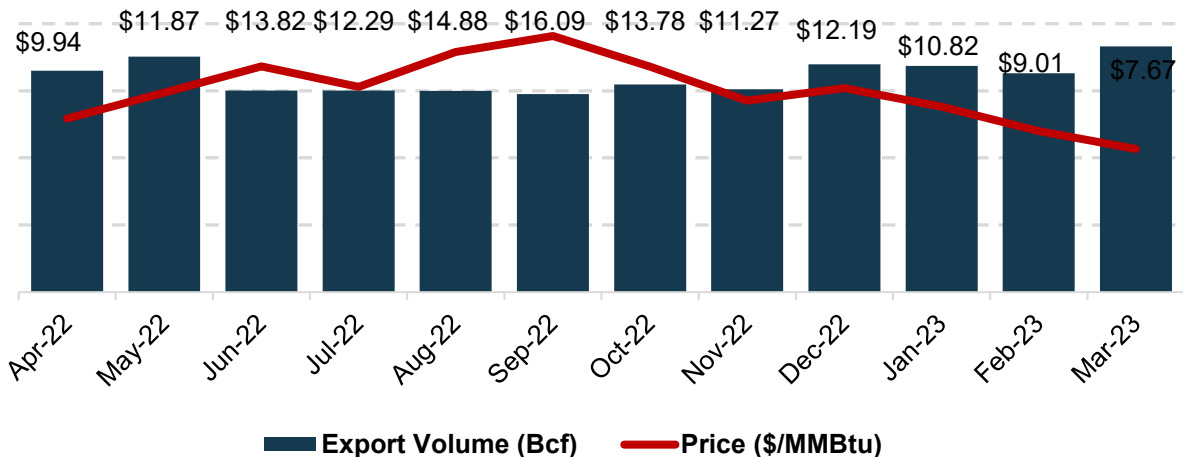
FTA Countries that Require National Treatment for Trade in Natural Gas -As of October 31, 2012, the United States has FTAs that require national treatment for trade in natural gas with Australia, Bahrain, Canada, Chile, Colombia, Dominican Republic, El Salvador, Guatemala, Honduras, Jordan, Mexico, Morocco, Nicaragua, Oman, Panama, Peru, Republic of Korea and Singapore. Panama is the most recent country with which the United States has entered into a FTA that requires national treatment for trade in natural gas, effective October 31, 2012. Not all countries that have a FTA with the United States require national treatment for trade in natural gas (i.e. Costa Rica and Israel). A list of all countries with which the United States has a FTA can be found at: <http://www.ustr.gov/trade-agreements/free-trade-agreements>.

More information can be found on DOE's website - <https://energy.gov/fe/services/natural-gas-regulation/how-obtain-authorization-import-and-or-export-natural-gas-and-lng>

Totals may not equal sum of components because of independent rounding.

1f. Domestically-Produced LNG Exported – Volume (Bcf) and Weighted Average price (\$/MMBtu) by Point of Exit per month

	Apr-22	May-22	Jun-22	Jul-22	Aug-22	Sep-22	Oct-22	Nov-22	Dec-22	Jan-23	Feb-23	Mar-23	Total
Sabine Pass, LA	124.6	130.7	105.7	118.5	118.7	115.6	130.4	120.1	139.2	139.2	119.5	131.0	1,623.6
	\$8.80	\$10.93	\$12.90	\$10.50	\$12.71	\$13.71	\$10.85	\$9.26	\$10.43	\$8.67	\$6.72	\$5.86	\$9.86
Cove Point, MD	21.8	22.2	19.7	24.2	21.4	18.8	0	20.4	29.8	20.8	19.4	27.8	267.8
	\$9.32	\$10.85	\$12.33	\$11.28	\$12.36	\$13.61	0	\$10.10	\$10.98	\$8.67	\$8.35	\$6.96	\$10.21
Corpus Christi, TX	58.3	62.0	63.7	63.1	63.4	59.8	66.8	57.0	64.1	62.6	64.1	67.1	812.2
	\$10.48	\$11.95	\$13.57	\$12.17	\$14.70	\$15.99	\$12.42	\$10.36	\$10.60	\$10.74	\$7.06	\$6.26	\$11.21
Cameron, LA	75.4	65.8	83.3	85.2	87.2	91.1	104.9	94.1	97.1	104.8	100.8	100.0	1168.4
	\$12.33	\$14.85	\$16.05	\$15.15	\$18.92	\$19.89	\$18.38	\$14.82	\$16.34	\$14.33	\$12.99	\$11.65	\$15.11
Freeport, TX	39.3	63.5	17.3	0	0	0	0	0	0	0	11.6	29.0	225.1
	\$9.07	\$11.23	\$12.83	0	0	0	0	0	0	0	8.23	6.14	\$9.36
Elba Island, GA	10.8	6.9	10.7	9.1	9.2	9.7	7.4	10.6	9.4	9.4	10.6	11.4	124.0
	\$7.93	\$9.66	\$11.40	\$12.20	\$11.58	\$14.31	\$12.53	\$9.62	\$10.14	\$8.81	\$10.72	\$7.54	\$10.42
Total	330.1	351.1	300.4	300.2	299.9	295.1	309.4	302.3	339.6	336.9	326.0	366.3	4,221.1
	\$9.94	\$11.87	\$13.82	\$12.29	\$14.88	\$16.09	\$13.78	\$11.27	\$12.19	\$10.82	\$9.01	\$7.67	



Notes:

Prices are free on board (FOB) and are inclusive of all costs of the LNG up to the point of export, including commodity costs and liquefaction fees.

Does not include re-exports of previously-imported LNG. See table 2c for re-exports data.

Totals may not equal sum of components because of independent rounding.

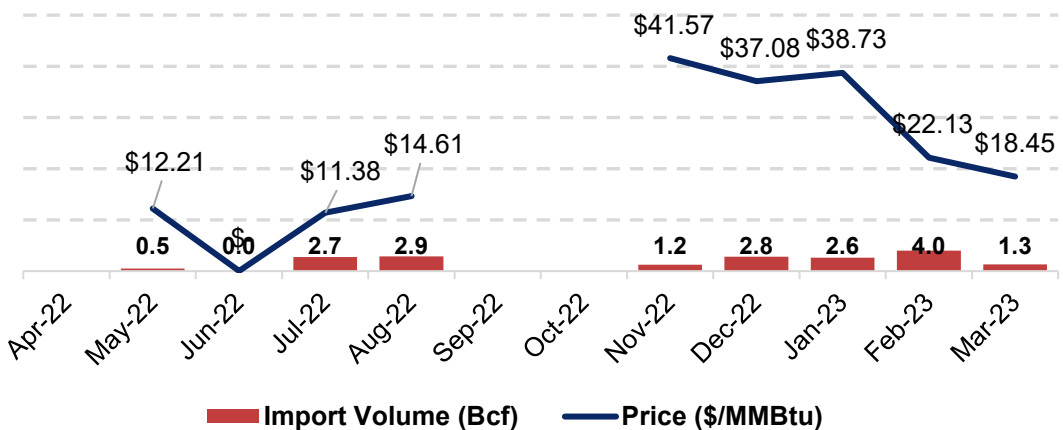
The Cameron, LA point of exit includes exports from Cameron LNG and Venture Global Calcasieu Pass.

W - Withheld to avoid disclosure of individual company data.

DOE has a confidentiality policy for certain data elements collected on Form FE-746R that allows DOE to publish a monthly volume-weighted average price for each point of LNG import or export, but not a price for each individual imported or exported LNG cargo. For additional information, please see the Federal Register Notice concerning this Information Collection Extension at <https://www.federalregister.gov/documents/2018/08/30/2018-18829/information-collection-extension>.

1g(i). Vessel-Borne Imports of LNG – Volume (Bcf) and Weighted Average price (\$/MMBtu) by Point of Entry per month

	Apr-22	May-22	Jun-22	Jul-22	Aug-22	Sep-22	Oct-22	Nov-22	Dec-22	Jan-23	Feb-23	Mar-23	Total
Elba Island, GA	-	-	-	-	-	-	-	-	-	-	-	-	-
Everett, MA	-	0.5	-	2.7	2.9	-	-	1.2	2.8	2.6	4.0	1.3	18.0
	-	W	-	W	W	-	-	W	W	W	W	W	\$24.80
Northeast Gateway, MA	-	-	-	-	-	-	-	-	-	-	-	-	-
	-	-	-	-	-	-	-	-	-	-	-	-	-
Cove Point, MD	-	-	-	-	-	-	-	-	-	-	-	-	-
	-	-	-	-	-	-	-	-	-	-	-	-	-
Total	-	0.5	-	2.7	2.7	-	-	-	-	-	-	-	18.0
	-	W	-	W	W	-	-	-	-	-	-	-	\$24.80



Notes:

Import prices are landed and include the price of the LNG, the transportation cost to the U.S. terminal, and the cost of offloading the LNG. Landed prices do not include regasification fees.

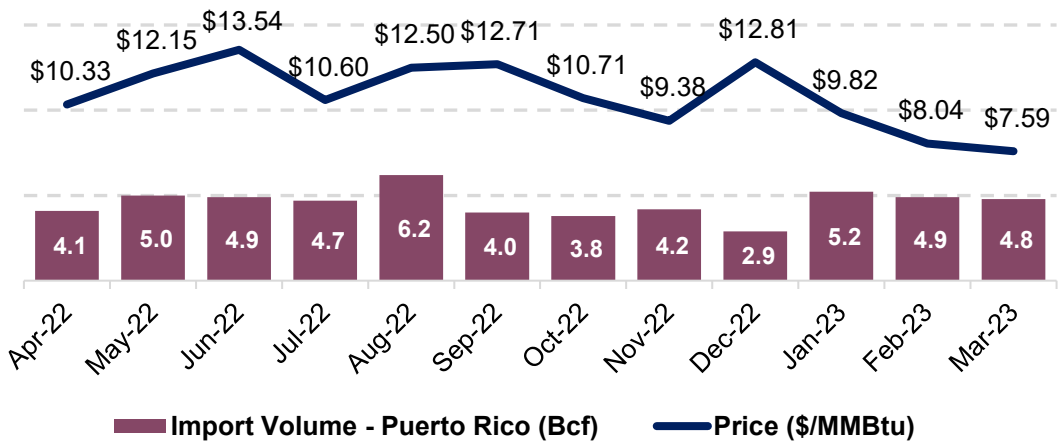
Totals may not equal sum of components because of independent rounding.

W – Withheld to avoid disclosure of individual company data.

DOE has a confidentiality policy for certain data elements collected on Form FE-746R that allows DOE to publish a monthly volume-weighted average price for each point of LNG import or export, but not a price for each individual imported or exported LNG cargo. For additional information, please see the Federal Register Notice concerning this Information Collection Extension at <https://www.federalregister.gov/documents/2018/08/30/2018-18829/information-collection-extension>.

1g(ii). Vessel-Borne Imports of LNG to Puerto Rico – Volume (Bcf) and Weighted Average price (\$/MMBtu) per month

	Apr-22	May-22	Jun-22	Jul-22	Aug-22	Sep-22	Oct-22	Nov-22	Dec-22	Jan-23	Feb-23	Mar-23	Total
Puerto Rico	4.1	5.0	4.9	4.7	6.2	4.0	3.8	4.2	2.9	5.2	4.9	4.8	58.6
	\$10.33	\$12.15	\$13.54	\$10.60	\$12.50	\$12.71	\$10.71	\$9.38	\$12.81	\$9.82	\$8.04	\$7.59	\$10.74



Notes:

Import prices are landed and include the price of the LNG, the transportation cost to the U.S. terminal, and the cost of offloading the LNG. Landed prices do not include regasification fees.

Totals may not equal sum of components because of independent rounding.

W - Withheld to avoid disclosure of individual company data.

DOE has a confidentiality policy for certain data elements collected on Form FE-746R that allows DOE to publish a monthly volume-weighted average price for each point of LNG import or export, but not a price for each individual imported or exported LNG cargo. For additional information, please see the Federal Register Notice concerning this Information Collection Extension at <https://www.federalregister.gov/documents/2018/08/30/2018-18829/information-collection-extension>.

1h. Destination of Domestically-Produced LNG Delivered by Country and Region with Trade Agreement Status (February 2016 through March 2023)

Country of Destination	Region	FTA or nFTA	Type of FTA	Name of FTA
Antigua and Barbuda	Latin America and the Caribbean	nFTA		
Argentina	Latin America and the Caribbean	nFTA		
Bahamas (ISO)	Latin America and the Caribbean	nFTA		
Bangladesh	South Asia	nFTA		
Barbados (ISO)	Latin America and the Caribbean	nFTA		
Belgium	Europe and Central Asia	nFTA		
Brazil	Latin America and the Caribbean	nFTA		
Chile	Latin America and the Caribbean	FTA	Bilateral	United States-Chile Free Trade Agreement
China	East Asia and Pacific	nFTA		
Colombia	Latin America and the Caribbean	FTA	Bilateral	United States- Colombia Trade Promotion Agreement
Croatia	Europe and Central Asia	nFTA		
Dominican Republic	Latin America and the Caribbean	FTA	Multilateral	CAFTA-DR
Egypt	Middle East and North Africa	nFTA		
Finland	Europe and Central Asia	nFTA		
France	Europe and Central Asia	nFTA		
Germany	Europe and Central Asia	nFTA		
Greece	Europe and Central Asia	nFTA		
Haiti	Latin America and the Caribbean	nFTA		
India	South Asia	nFTA		
Indonesia	East Asia and Pacific	nFTA		
Israel ⁴	Middle East and North Africa	FTA	Bilateral	United States-Israel Free Trade Agreement
Italy	Europe and Central Asia	nFTA		
Jamaica	Latin America and the Caribbean	nFTA		
Japan	East Asia and Pacific	nFTA		
Jordan	Middle East and North Africa	FTA	Bilateral	United States-Jordan Free Trade Agreement
Kuwait	Middle East and North Africa	nFTA		
Lithuania	Europe and Central Asia	nFTA		
Malaysia	East Asia and Pacific	nFTA		
Malta ¹	Europe and Central Asia	nFTA		
Mexico ²	Latin America and the Caribbean	FTA	Multilateral	USMCA - United States-Mexico-Canada Agreement ³
Netherlands	Europe and Central Asia	nFTA		
Nicaragua	Latin America and the Caribbean	FTA		CAFTA-DR
Pakistan	South Asia	nFTA		
Panama	Latin America and the Caribbean	FTA	Bilateral	U.S.- Panama Trade Promotion Agreement
Poland	Europe and Central Asia	nFTA		
Portugal	Europe and Central Asia	nFTA		
Singapore	East Asia and Pacific	FTA	Bilateral	Singapore FTA
South Korea	East Asia and Pacific	FTA	Bilateral	KORUS - U.S.-Korea Free Trade Agreement
Spain	Europe and Central Asia	nFTA		
Taiwan	East Asia and Pacific	nFTA		
Thailand	East Asia and Pacific	nFTA		
Turkey	Europe and Central Asia	nFTA		
United Arab Emirates	Middle East and North Africa	nFTA		
United Kingdom	Europe and Central Asia	nFTA		

Source: Office of the United States Trade Representative and the World Bank

¹For classification purposes, Malta is included in the Europe and Central Asia region.

²For classification purposes, Mexico is included in the Latin America and the Caribbean region.

³USMCA entered into force on 1 July 2020. These data previously attributed to the North American Free Trade Agreement (NAFTA).

⁴For classification purposes, the U.S. FTA with Israel does not require national treatment for natural gas, meaning natural gas is not covered as a good or service under the FTA.

VESSEL-BORNE EXPORTS OF DOMESTICALLY-PRODUCED LIQUEFIED NATURAL GAS (LNG)

Table 2a(i)

Date of Departure	Name of Exporter	Supplier	Docket Number	Docket Term	Country of Destination	Name of Tanker	Departure Terminal	Volume (Mcf of Natural Gas)	Notes
1/3/2023	Sabine Pass Liquefaction, LLC	Sabine Pass Liquefaction, LLC	2010-111-LNG	Long-Term	Netherlands	ORION SEA	Sabine Pass, Louisiana	3,334,763	
1/3/2023	Sabine Pass Liquefaction, LLC	Sabine Pass Liquefaction, LLC	2010-111-LNG	Long-Term	Poland	ARISTARCHOS	Sabine Pass, Louisiana	3,390,179	
1/3/2023	Sabine Pass Liquefaction, LLC	Sabine Pass Liquefaction, LLC	2010-111-LNG	Long-Term	Poland	ARISTARCHOS	Sabine Pass, Louisiana	312,630	
1/4/2023	Sabine Pass Liquefaction, LLC	Sabine Pass Liquefaction, LLC	2010-111-LNG	Long-Term	Spain	Seapeak Catalunya	Sabine Pass, Louisiana	2,935,893	
1/5/2023	Sabine Pass Liquefaction, LLC	Sabine Pass Liquefaction, LLC	2010-111-LNG	Long-Term	China	Transgas Power	Sabine Pass, Louisiana	3,568,977	
1/5/2023	Sabine Pass Liquefaction, LLC	Sabine Pass Liquefaction, LLC	2010-111-LNG	Long-Term	France	LNGShips Athena	Sabine Pass, Louisiana	3,314,567	
1/6/2023	Sabine Pass Liquefaction, LLC	Sabine Pass Liquefaction, LLC	2010-111-LNG	Long-Term	France	Seapeak Bahrain	Sabine Pass, Louisiana	3,638,238	
1/7/2023	Sabine Pass Liquefaction, LLC	Sabine Pass Liquefaction, LLC	2010-111-LNG	Long-Term	Turkiye	Seapeak Vancouver	Sabine Pass, Louisiana	3,590,330	
1/7/2023	Sabine Pass Liquefaction, LLC	Sabine Pass Liquefaction, LLC	2010-85-LNG	Long-Term	South Korea	SM Seahawk	Sabine Pass, Louisiana	3,669,389	
1/8/2023	Sabine Pass Liquefaction, LLC	Sabine Pass Liquefaction, LLC	2010-111-LNG	Long-Term	Italy	Minerva Limnos	Sabine Pass, Louisiana	3,427,691	
1/8/2023	Sabine Pass Liquefaction, LLC	Sabine Pass Liquefaction, LLC	2010-111-LNG	Long-Term	Taiwan	Gaslog Wellington	Sabine Pass, Louisiana	3,470,652	
1/9/2023	Sabine Pass Liquefaction, LLC	Sabine Pass Liquefaction, LLC	2010-111-LNG	Long-Term	France	Castillo De Merida	Sabine Pass, Louisiana	3,281,713	
1/10/2023	Sabine Pass Liquefaction, LLC	Sabine Pass Liquefaction, LLC	2010-111-LNG	Long-Term	United Kingdom	Kool Orca	Sabine Pass, Louisiana	3,697,138	
1/10/2023	Sabine Pass Liquefaction, LLC	Sabine Pass Liquefaction, LLC	2010-111-LNG	Long-Term	United Kingdom	BW Paris	Sabine Pass, Louisiana	3,282,140	
1/11/2023	Sabine Pass Liquefaction, LLC	Sabine Pass Liquefaction, LLC	2010-111-LNG	Long-Term	Turkiye	Maran Gas Ulysses	Sabine Pass, Louisiana	3,686,565	
1/12/2023	Sabine Pass Liquefaction, LLC	Sabine Pass Liquefaction, LLC	2010-111-LNG	Long-Term	Lithuania	Golar Seal	Sabine Pass, Louisiana	3,401,713	
1/12/2023	Sabine Pass Liquefaction, LLC	Sabine Pass Liquefaction, LLC	2010-111-LNG	Long-Term	United Kingdom	Stena Crystal Sky	Sabine Pass, Louisiana	3,679,996	
1/13/2023	Sabine Pass Liquefaction, LLC	Sabine Pass Liquefaction, LLC	2010-111-LNG	Long-Term	United Kingdom	Global Sealine	Sabine Pass, Louisiana	3,554,815	
1/14/2023	Sabine Pass Liquefaction, LLC	Sabine Pass Liquefaction, LLC	2010-111-LNG	Long-Term	United Kingdom	Ribera del Duero Knutsen	Sabine Pass, Louisiana	3,423,260	
1/14/2023	Sabine Pass Liquefaction, LLC	Sabine Pass Liquefaction, LLC	2010-111-LNG	Long-Term	United Kingdom	Celsius Carolina	Sabine Pass, Louisiana	3,474,186	
1/15/2023	Sabine Pass Liquefaction, LLC	Sabine Pass Liquefaction, LLC	2010-111-LNG	Long-Term	Turkiye	Maran Gas Spetses	Sabine Pass, Louisiana	3,626,497	
1/16/2023	Sabine Pass Liquefaction, LLC	Sabine Pass Liquefaction, LLC	2010-111-LNG	Long-Term	United Kingdom	Minerva Amorgos	Sabine Pass, Louisiana	3,544,241	
1/18/2023	Sabine Pass Liquefaction, LLC	Sabine Pass Liquefaction, LLC	2010-111-LNG	Long-Term	Japan	Mu Lan	Sabine Pass, Louisiana	3,674,282	
1/18/2023	Sabine Pass Liquefaction, LLC	Sabine Pass Liquefaction, LLC	2010-111-LNG	Long-Term	Turkiye	Adam LNG	Sabine Pass, Louisiana	3,288,368	
1/19/2023	Sabine Pass Liquefaction, LLC	Sabine Pass Liquefaction, LLC	2010-111-LNG	Long-Term	Thailand	Celsius Canberra	Sabine Pass, Louisiana	3,738,448	
1/20/2023	Sabine Pass Liquefaction, LLC	Sabine Pass Liquefaction, LLC	2010-111-LNG	Long-Term	Croatia	BW Magnolia	Sabine Pass, Louisiana	2,913,046	
1/20/2023	Sabine Pass Liquefaction, LLC	Sabine Pass Liquefaction, LLC	2010-111-LNG	Long-Term	Turkiye	Pan Asia	Sabine Pass, Louisiana	3,671,050	
1/22/2023	Sabine Pass Liquefaction, LLC	Sabine Pass Liquefaction, LLC	2010-111-LNG	Long-Term	France	NFE Grand	Sabine Pass, Louisiana	2,991,183	
1/22/2023	Sabine Pass Liquefaction, LLC	Sabine Pass Liquefaction, LLC	2010-111-LNG	Long-Term	United Kingdom	Dorado LNG	Sabine Pass, Louisiana	3,699,831	
1/22/2023	Sabine Pass Liquefaction, LLC	Sabine Pass Liquefaction, LLC	2010-85-LNG	Long-Term	South Korea	Golar Arctic	Sabine Pass, Louisiana	2,971,489	
1/23/2023	Sabine Pass Liquefaction, LLC	Sabine Pass Liquefaction, LLC	2010-111-LNG	Long-Term	China	Sevilla Knutsen	Sabine Pass, Louisiana	3,643,717	
1/25/2023	Sabine Pass Liquefaction, LLC	Sabine Pass Liquefaction, LLC	2010-111-LNG	Long-Term	Portugal	Gaslog Sydney	Sabine Pass, Louisiana	3,295,236	
1/25/2023	Sabine Pass Liquefaction, LLC	Sabine Pass Liquefaction, LLC	2010-111-LNG	Long-Term	United Kingdom	Global Sea Spirit	Sabine Pass, Louisiana	3,591,830	
1/26/2023	Sabine Pass Liquefaction, LLC	Sabine Pass Liquefaction, LLC	2010-111-LNG	Long-Term	Turkiye	Clean Copano	Sabine Pass, Louisiana	4,252,061	
1/27/2023	Sabine Pass Liquefaction, LLC	Sabine Pass Liquefaction, LLC	2010-111-LNG	Long-Term	United Kingdom	Gaslog Westminster	Sabine Pass, Louisiana	3,191,309	
1/27/2023	Sabine Pass Liquefaction, LLC	Sabine Pass Liquefaction, LLC	2010-85-LNG	Long-Term	South Korea	Hyundai Peacepia	Sabine Pass, Louisiana	3,684,501	
1/28/2023	Sabine Pass Liquefaction, LLC	Sabine Pass Liquefaction, LLC	2010-85-LNG	Long-Term	South Korea	Hyundai Ecopia	Sabine Pass, Louisiana	3,140,451	
1/29/2023	Sabine Pass Liquefaction, LLC	Sabine Pass Liquefaction, LLC	2010-111-LNG	Long-Term	United Kingdom	Gaslog Hong Kong	Sabine Pass, Louisiana	3,485,095	
1/31/2023	Sabine Pass Liquefaction, LLC	Sabine Pass Liquefaction, LLC	2010-111-LNG	Long-Term	France	Gaslog Gladstone	Sabine Pass, Louisiana	3,289,809	
1/31/2023	Sabine Pass Liquefaction, LLC	Sabine Pass Liquefaction, LLC	2010-111-LNG	Long-Term	Germany	LNG Schneeweisschen	Sabine Pass, Louisiana	3,738,701	
1/31/2023	Sabine Pass Liquefaction, LLC	Sabine Pass Liquefaction, LLC	2010-111-LNG	Long-Term	Netherlands	Grace Freesia	Sabine Pass, Louisiana	3,676,342	
2/2/2023	Sabine Pass Liquefaction, LLC	Sabine Pass Liquefaction, LLC	2010-111-LNG	Long-Term	Belgium	Flex Volunteer	Sabine Pass, Louisiana	3,663,927	
2/3/2023	Sabine Pass Liquefaction, LLC	Sabine Pass Liquefaction, LLC	2010-111-LNG	Long-Term	United Kingdom	Maran Gas Agamemnon	Sabine Pass, Louisiana	3,593,495	
2/4/2023	Sabine Pass Liquefaction, LLC	Sabine Pass Liquefaction, LLC	2010-111-LNG	Long-Term	Spain	Asklipios	Sabine Pass, Louisiana	3,569,622	
2/4/2023	Sabine Pass Liquefaction, LLC	Sabine Pass Liquefaction, LLC	2010-111-LNG	Long-Term	United Kingdom	Cool Rider	Sabine Pass, Louisiana	3,291,438	

[S] Spot – a one-time transaction for near-term delivery of a specific quantity of LNG at a specific location. Spot cargos could be included in either long-term or short-term authorized types.

[*] Split cargo – a single shipment of LNG where portions of the cargo have different transactional characteristics. For instance, a single cargo can have more than one buyer, supplier, price, unloading port, loading port, or DOE authorization.

[C] Commissioning cargo – pre-commercial cargo loaded while export facility operations are still undergoing final testing and inspection. Commissioning cargos may occur multiple times for the same facility as individual LNG trains enter service.

Countries of destination are current as of publication date. Any updates to countries of destination reported will be published in the next scheduled LNG Monthly.

VESSEL-BORNE EXPORTS OF DOMESTICALLY-PRODUCED LIQUEFIED NATURAL GAS (LNG)

Table 2a(i)

Date of Departure	Name of Exporter	Supplier	Docket Number	Docket Term	Country of Destination	Name of Tanker	Departure Terminal	Volume (Mcf of Natural Gas)	Notes
2/5/2023	Sabine Pass Liquefaction, LLC	Sabine Pass Liquefaction, LLC	2010-111-LNG	Long-Term	Spain	Castillo De Merida	Sabine Pass, Louisiana	3,786,966	
2/6/2023	Sabine Pass Liquefaction, LLC	Sabine Pass Liquefaction, LLC	2010-111-LNG	Long-Term	France	Flex Aurora	Sabine Pass, Louisiana	3,658,392	
2/6/2023	Sabine Pass Liquefaction, LLC	Sabine Pass Liquefaction, LLC	2010-85-LNG	Long-Term	South Korea	SM Eagle	Sabine Pass, Louisiana	3,670,866	
2/7/2023	Sabine Pass Liquefaction, LLC	Sabine Pass Liquefaction, LLC	2010-111-LNG	Long-Term	Spain	Castillo De Caldelas	Sabine Pass, Louisiana	3,199,305	
2/8/2023	Sabine Pass Liquefaction, LLC	Sabine Pass Liquefaction, LLC	2010-111-LNG	Long-Term	France	Isabella	Sabine Pass, Louisiana	3,590,033	
2/8/2023	Sabine Pass Liquefaction, LLC	Sabine Pass Liquefaction, LLC	2010-111-LNG	Long-Term	France	Global Star	Sabine Pass, Louisiana	3,565,751	
2/9/2023	Sabine Pass Liquefaction, LLC	Sabine Pass Liquefaction, LLC	2010-111-LNG	Long-Term	United Kingdom	MOL Hestia	Sabine Pass, Louisiana	3,496,629	
2/10/2023	Sabine Pass Liquefaction, LLC	Sabine Pass Liquefaction, LLC	2010-111-LNG	Long-Term	Netherlands	Gaslog Geneva	Sabine Pass, Louisiana	3,663,923	
2/10/2023	Sabine Pass Liquefaction, LLC	Sabine Pass Liquefaction, LLC	2010-111-LNG	Long-Term	United Kingdom	Gaslog Windsor	Sabine Pass, Louisiana	3,183,247	
2/11/2023	Sabine Pass Liquefaction, LLC	Sabine Pass Liquefaction, LLC	2010-111-LNG	Long-Term	Poland	Cool Explorer	Sabine Pass, Louisiana	3,411,536	
2/12/2023	Sabine Pass Liquefaction, LLC	Sabine Pass Liquefaction, LLC	2010-111-LNG	Long-Term	United Kingdom	ORION SEA	Sabine Pass, Louisiana	3,372,881	
2/13/2023	Sabine Pass Liquefaction, LLC	Sabine Pass Liquefaction, LLC	2010-111-LNG	Long-Term	Turkiye	Clean Cajun	Sabine Pass, Louisiana	4,173,874	
2/14/2023	Sabine Pass Liquefaction, LLC	Sabine Pass Liquefaction, LLC	2010-111-LNG	Long-Term	Germany	Seapeak Meridian	Sabine Pass, Louisiana	3,253,699	
2/14/2023	Sabine Pass Liquefaction, LLC	Sabine Pass Liquefaction, LLC	2010-85-LNG	Long-Term	South Korea	Hyundai Princepia	Sabine Pass, Louisiana	3,672,530	
2/15/2023	Sabine Pass Liquefaction, LLC	Sabine Pass Liquefaction, LLC	2010-111-LNG	Long-Term	Netherlands	SM Bluebird	Sabine Pass, Louisiana	3,673,727	
2/16/2023	Sabine Pass Liquefaction, LLC	Sabine Pass Liquefaction, LLC	2010-111-LNG	Long-Term	Spain	Shaolin	Sabine Pass, Louisiana	3,664,044	
2/17/2023	Sabine Pass Liquefaction, LLC	Sabine Pass Liquefaction, LLC	2010-111-LNG	Long-Term	France	Stena Crystal Sky	Sabine Pass, Louisiana	3,691,387	
2/18/2023	Sabine Pass Liquefaction, LLC	Sabine Pass Liquefaction, LLC	2010-111-LNG	Long-Term	Poland	Lech Kaczynski	Sabine Pass, Louisiana	3,518,417	
2/18/2023	Sabine Pass Liquefaction, LLC	Sabine Pass Liquefaction, LLC	2010-111-LNG	Long-Term	Spain	La Mancha Knutsen	Sabine Pass, Louisiana	3,723,340	
2/19/2023	Sabine Pass Liquefaction, LLC	Sabine Pass Liquefaction, LLC	2010-111-LNG	Long-Term	Netherlands	LNGShips Athena	Sabine Pass, Louisiana	3,549,972	
2/20/2023	Sabine Pass Liquefaction, LLC	Sabine Pass Liquefaction, LLC	2010-111-LNG	Long-Term	United Kingdom	Wilforce	Sabine Pass, Louisiana	3,277,459	
2/21/2023	Sabine Pass Liquefaction, LLC	Sabine Pass Liquefaction, LLC	2010-111-LNG	Long-Term	Croatia	Gaslog Sydney	Sabine Pass, Louisiana	2,887,607	
2/21/2023	Sabine Pass Liquefaction, LLC	Sabine Pass Liquefaction, LLC	2010-111-LNG	Long-Term	India	Energy Endeavour	Sabine Pass, Louisiana	3,685,972	
2/22/2023	Sabine Pass Liquefaction, LLC	Sabine Pass Liquefaction, LLC	2010-111-LNG	Long-Term	Netherlands	Global Sealine	Sabine Pass, Louisiana	3,473,691	
2/23/2023	Sabine Pass Liquefaction, LLC	Sabine Pass Liquefaction, LLC	2010-111-LNG	Long-Term	Belgium	Gaslog Galveston	Sabine Pass, Louisiana	3,658,345	
2/24/2023	Sabine Pass Liquefaction, LLC	Sabine Pass Liquefaction, LLC	2010-111-LNG	Long-Term	Italy	Adam LNG	Sabine Pass, Louisiana	3,434,342	
2/25/2023	Sabine Pass Liquefaction, LLC	Sabine Pass Liquefaction, LLC	2010-111-LNG	Long-Term	United Kingdom	Global Sea Spirit	Sabine Pass, Louisiana	3,663,647	
2/27/2023	Sabine Pass Liquefaction, LLC	Sabine Pass Liquefaction, LLC	2010-111-LNG	Long-Term	Portugal	Iberica Knutsen	Sabine Pass, Louisiana	2,945,426	
2/27/2023	Sabine Pass Liquefaction, LLC	Sabine Pass Liquefaction, LLC	2010-85-LNG	Long-Term	South Korea	K. Mugungwha	Sabine Pass, Louisiana	3,217,937	
2/28/2023	Sabine Pass Liquefaction, LLC	Sabine Pass Liquefaction, LLC	2010-111-LNG	Long-Term	United Kingdom	Gui Ying	Sabine Pass, Louisiana	3,571,510	
3/1/2023	Sabine Pass Liquefaction, LLC	Sabine Pass Liquefaction, LLC	2010-111-LNG	Long-Term	United Kingdom	Global Energy	Sabine Pass, Louisiana	3,282,542	
3/2/2023	Sabine Pass Liquefaction, LLC	Sabine Pass Liquefaction, LLC	2010-111-LNG	Long-Term	Netherlands	Magdala	Sabine Pass, Louisiana	3,607,115	
3/3/2023	Sabine Pass Liquefaction, LLC	Sabine Pass Liquefaction, LLC	2010-111-LNG	Long-Term	Netherlands	Gaslog Glasgow	Sabine Pass, Louisiana	3,679,074	
3/3/2023	Sabine Pass Liquefaction, LLC	Sabine Pass Liquefaction, LLC	2010-111-LNG	Long-Term	United Kingdom	Gaslog Seattle	Sabine Pass, Louisiana	3,282,513	
3/4/2023	Sabine Pass Liquefaction, LLC	Sabine Pass Liquefaction, LLC	2010-111-LNG	Long-Term	Croatia	Gaslog Gladstone	Sabine Pass, Louisiana	3,694,292	
3/5/2023	Sabine Pass Liquefaction, LLC	Sabine Pass Liquefaction, LLC	2010-111-LNG	Long-Term	Belgium	Seapeak Bahrain	Sabine Pass, Louisiana	1,068,660	[*]
3/5/2023	Sabine Pass Liquefaction, LLC	Sabine Pass Liquefaction, LLC	2010-111-LNG	Long-Term	Spain	Castillo De Merida	Sabine Pass, Louisiana	509,872	[*]
3/5/2023	Sabine Pass Liquefaction, LLC	Sabine Pass Liquefaction, LLC	2010-111-LNG	Long-Term	United Kingdom	Castillo De Merida	Sabine Pass, Louisiana	3,144,612	[*]
3/5/2023	Sabine Pass Liquefaction, LLC	Sabine Pass Liquefaction, LLC	2010-111-LNG	Long-Term	United Kingdom	Seapeak Bahrain	Sabine Pass, Louisiana	2,542,266	[*]
3/6/2023	Sabine Pass Liquefaction, LLC	Sabine Pass Liquefaction, LLC	2010-111-LNG	Long-Term	United Kingdom	Gaslog Westminster	Sabine Pass, Louisiana	3,289,626	
3/7/2023	Sabine Pass Liquefaction, LLC	Sabine Pass Liquefaction, LLC	2010-111-LNG	Long-Term	Netherlands	Golar Celsius	Sabine Pass, Louisiana	3,388,595	
3/7/2023	Sabine Pass Liquefaction, LLC	Sabine Pass Liquefaction, LLC	2010-111-LNG	Long-Term	Netherlands	Energy Pacific	Sabine Pass, Louisiana	3,407,120	
3/9/2023	Sabine Pass Liquefaction, LLC	Sabine Pass Liquefaction, LLC	2010-111-LNG	Long-Term	United Kingdom	Alicante Knutsen	Sabine Pass, Louisiana	3,683,421	
3/10/2023	Sabine Pass Liquefaction, LLC	Sabine Pass Liquefaction, LLC	2010-111-LNG	Long-Term	Spain	Castillo De Caldelas	Sabine Pass, Louisiana	3,521,323	
3/10/2023	Sabine Pass Liquefaction, LLC	Sabine Pass Liquefaction, LLC	2010-85-LNG	Long-Term	South Korea	SM Seahawk	Sabine Pass, Louisiana	3,678,426	

[S] Spot – a one-time transaction for near-term delivery of a specific quantity of LNG at a specific location. Spot cargos could be included in either long-term or short-term authorized types.
 [*] Split cargo – a single shipment of LNG where portions of the cargo have different transactional characteristics. For instance, a single cargo can have more than one buyer, supplier, price, unloading port, loading port, or DOE authorization.
 [C] Commissioning cargo – pre-commercial cargo loaded while export facility operations are still undergoing final testing and inspection. Commissioning cargos may occur multiple times for the same facility as individual LNG trains enter service.
 Countries of destination are current as of publication date. Any updates to countries of destination reported will be published in the next scheduled LNG Monthly.

VESSEL-BORNE EXPORTS OF DOMESTICALLY-PRODUCED LIQUEFIED NATURAL GAS (LNG)

Table 2a(i)

Date of Departure	Name of Exporter	Supplier	Docket Number	Docket Term	Country of Destination	Name of Tanker	Departure Terminal	Volume (Mcf of Natural Gas)	Notes
3/11/2023	Sabine Pass Liquefaction, LLC	Sabine Pass Liquefaction, LLC	2010-111-LNG	Long-Term	Netherlands	Kool Orca	Sabine Pass, Louisiana	3,638,172	
3/12/2023	Sabine Pass Liquefaction, LLC	Sabine Pass Liquefaction, LLC	2010-111-LNG	Long-Term	Poland	Flex Aurora	Sabine Pass, Louisiana	3,662,596	
3/13/2023	Sabine Pass Liquefaction, LLC	Sabine Pass Liquefaction, LLC	2010-111-LNG	Long-Term	Greece	LNG Bonny II	Sabine Pass, Louisiana	2,512,997	[*]
3/13/2023	Sabine Pass Liquefaction, LLC	Sabine Pass Liquefaction, LLC	2010-111-LNG	Long-Term	Italy	Santander Knutsen	Sabine Pass, Louisiana	3,602,481	
3/13/2023	Sabine Pass Liquefaction, LLC	Sabine Pass Liquefaction, LLC	2010-85-LNG	Long-Term	Dominican Republic	LNG Bonny II	Sabine Pass, Louisiana	875,802	[*]
3/14/2023	Sabine Pass Liquefaction, LLC	Sabine Pass Liquefaction, LLC	2010-111-LNG	Long-Term	Germany	Isabella	Sabine Pass, Louisiana	3,532,975	
3/15/2023	Sabine Pass Liquefaction, LLC	Sabine Pass Liquefaction, LLC	2010-111-LNG	Long-Term	Taiwan	Golar Maria	Sabine Pass, Louisiana	3,000,568	
3/16/2023	Sabine Pass Liquefaction, LLC	Sabine Pass Liquefaction, LLC	2010-111-LNG	Long-Term	France	Cobia LNG	Sabine Pass, Louisiana	3,290,568	
3/16/2023	Sabine Pass Liquefaction, LLC	Sabine Pass Liquefaction, LLC	2010-111-LNG	Long-Term	United Kingdom	Gaslog Windsor	Sabine Pass, Louisiana	3,290,544	
3/17/2023	Sabine Pass Liquefaction, LLC	Sabine Pass Liquefaction, LLC	2010-111-LNG	Long-Term	Turkiye	MOL Hestia	Sabine Pass, Louisiana	1,934,203	
3/17/2023	Sabine Pass Liquefaction, LLC	Sabine Pass Liquefaction, LLC	2010-111-LNG	Long-Term	United Kingdom	LNG Abalamabie	Sabine Pass, Louisiana	3,602,637	
3/18/2023	Sabine Pass Liquefaction, LLC	Sabine Pass Liquefaction, LLC	2010-111-LNG	Long-Term	Germany	LNG Endurance	Sabine Pass, Louisiana	3,693,271	
3/19/2023	Sabine Pass Liquefaction, LLC	Sabine Pass Liquefaction, LLC	2010-111-LNG	Long-Term	United Kingdom	Orion Sun	Sabine Pass, Louisiana	3,610,662	
3/20/2023	Sabine Pass Liquefaction, LLC	Sabine Pass Liquefaction, LLC	2010-111-LNG	Long-Term	Netherlands	Global Star	Sabine Pass, Louisiana	3,581,294	
3/21/2023	Sabine Pass Liquefaction, LLC	Sabine Pass Liquefaction, LLC	2010-111-LNG	Long-Term	Portugal	Castillo de Villalba	Sabine Pass, Louisiana	2,936,536	
3/21/2023	Sabine Pass Liquefaction, LLC	Sabine Pass Liquefaction, LLC	2010-111-LNG	Long-Term	Spain	Maran Gas Ulysses	Sabine Pass, Louisiana	3,598,011	
3/22/2023	Sabine Pass Liquefaction, LLC	Sabine Pass Liquefaction, LLC	2010-111-LNG	Long-Term	Italy	Kool Firm	Sabine Pass, Louisiana	3,291,330	
3/23/2023	Sabine Pass Liquefaction, LLC	Sabine Pass Liquefaction, LLC	2010-111-LNG	Long-Term	United Kingdom	Stena Crystal Sky	Sabine Pass, Louisiana	3,675,778	
3/24/2023	Sabine Pass Liquefaction, LLC	Sabine Pass Liquefaction, LLC	2010-111-LNG	Long-Term	Thailand	Clean Copano	Sabine Pass, Louisiana	4,249,104	
3/27/2023	Sabine Pass Liquefaction, LLC	Sabine Pass Liquefaction, LLC	2010-111-LNG	Long-Term	Spain	La Mancha Knutsen	Sabine Pass, Louisiana	3,712,870	
3/27/2023	Sabine Pass Liquefaction, LLC	Sabine Pass Liquefaction, LLC	2010-111-LNG	Long-Term	Taiwan	Gaslog Georgetown	Sabine Pass, Louisiana	3,645,733	
3/27/2023	Sabine Pass Liquefaction, LLC	Sabine Pass Liquefaction, LLC	2010-85-LNG	Long-Term	South Korea	Golar Arctic	Sabine Pass, Louisiana	2,985,687	
3/29/2023	Sabine Pass Liquefaction, LLC	Sabine Pass Liquefaction, LLC	2010-111-LNG	Long-Term	Italy	Vivirt City LNG	Sabine Pass, Louisiana	3,287,539	
3/29/2023	Sabine Pass Liquefaction, LLC	Sabine Pass Liquefaction, LLC	2010-111-LNG	Long-Term	Lithuania	Global Sea Spirit	Sabine Pass, Louisiana	3,598,751	
3/30/2023	Sabine Pass Liquefaction, LLC	Sabine Pass Liquefaction, LLC	2010-111-LNG	Long-Term	Netherlands	Hellas Diana	Sabine Pass, Louisiana	3,329,393	
3/31/2023	Sabine Pass Liquefaction, LLC	Sabine Pass Liquefaction, LLC	2010-85-LNG	Long-Term	Mexico	Energos Grand	Sabine Pass, Louisiana	3,050,761	
TOTAL Exports of LNG from Sabine Pass								389,666,979	

[S] Spot – a one-time transaction for near-term delivery of a specific quantity of LNG at a specific location. Spot cargos could be included in either long-term or short-term authorized types.

[*] Split cargo – a single shipment of LNG where portions of the cargo have different transactional characteristics. For instance, a single cargo can have more than one buyer, supplier, price, unloading port, loading port, or DOE authorization.

[C] Commissioning cargo – pre-commercial cargo loaded while export facility operations are still undergoing final testing and inspection. Commissioning cargos may occur multiple times for the same facility as individual LNG trains enter service.

Countries of destination are current as of publication date. Any updates to countries of destination reported will be published in the next scheduled LNG Monthly.

VESSEL-BORNE EXPORTS OF DOMESTICALLY-PRODUCED LIQUEFIED NATURAL GAS (LNG)

Table 2a(ii)

Date of Departure	Name of Exporter	Supplier	Docket Number	Docket Term	Country of Destination	Name of Tanker	Departure Terminal	Volume (Mcf of Natural Gas)	Notes
1/6/2023	Cove Point LNG, LP	ST Cove Point LLC	2011-128-LNG	Long-Term	Japan	Energy Liberty	Cove Point, Maryland	3,486,034	
1/11/2023	Cove Point LNG, LP	GAIL Global (USA) LNG LLC	2011-128-LNG	Long-Term	Greece	Maran Gas Mystras	Cove Point, Maryland	3,206,942	
1/19/2023	Cove Point LNG, LP	ST Cove Point LLC	2011-128-LNG	Long-Term	Netherlands	Energy Universe	Cove Point, Maryland	3,440,802	
1/22/2023	Cove Point LNG, LP	GAIL Global (USA) LNG LLC	2011-128-LNG	Long-Term	India	Gail Bhuwan	Cove Point, Maryland	3,797,069	
1/27/2023	Cove Point LNG, LP	GAIL Global (USA) LNG LLC	2011-115-LNG	Long-Term	Mexico	Golar Ice	Cove Point, Maryland	3,219,055	
1/28/2023	Cove Point LNG, LP	ST Cove Point LLC	2011-128-LNG	Long-Term	Germany	BW Pavilion Aranthera	Cove Point, Maryland	3,641,378	
2/5/2023	Cove Point LNG, LP	GAIL Global (USA) LNG LLC	2011-128-LNG	Long-Term	Turkiye	BW Lesmes	Cove Point, Maryland	3,215,017	
2/6/2023	Cove Point LNG, LP	ST Cove Point LLC	2011-128-LNG	Long-Term	Japan	LNG Fukurokuju	Cove Point, Maryland	3,442,532	
2/15/2023	Cove Point LNG, LP	GAIL Global (USA) LNG LLC	2011-128-LNG	Long-Term	India	Castillo de Santisteban	Cove Point, Maryland	3,656,600	
2/16/2023	Cove Point LNG, LP	ST Cove Point LLC	2011-128-LNG	Long-Term	Japan	Energy Glory	Cove Point, Maryland	3,470,739	
2/24/2023	Cove Point LNG, LP	GAIL Global (USA) LNG LLC	2011-128-LNG	Long-Term	Netherlands	Dorado LNG	Cove Point, Maryland	3,357,401	
2/27/2023	Cove Point LNG, LP	BP Energy Company	2011-128-LNG	Short-Term	Argentina	Golar Ice	Cove Point, Maryland	2,287,060	
3/1/2023	Cove Point LNG, LP	ST Cove Point LLC	2011-128-LNG	Long-Term	Japan	Maran Gas Vergina	Cove Point, Maryland	3,638,522	
3/8/2023	Cove Point LNG, LP	GAIL Global (USA) LNG LLC	2011-128-LNG	Long-Term	India	Gail Bhuwan	Cove Point, Maryland	3,810,394	
3/11/2023	Cove Point LNG, LP	ST Cove Point LLC	2011-128-LNG	Long-Term	Japan	Energy Innovator	Cove Point, Maryland	3,459,383	
3/16/2023	Cove Point LNG, LP	GAIL Global (USA) LNG LLC	2011-128-LNG	Long-Term	United Kingdom	Flex Artemis	Cove Point, Maryland	3,216,920	
3/18/2023	Cove Point LNG, LP	Pacific Summit Energy LLC	2011-128-LNG	Short-Term	Spain	Stena Blue Sky	Cove Point, Maryland	2,879,687	
3/22/2023	Cove Point LNG, LP	ST Cove Point LLC	2011-128-LNG	Long-Term	Japan	Energy Liberty	Cove Point, Maryland	3,461,385	
3/26/2023	Cove Point LNG, LP	GAIL Global (USA) LNG LLC	2011-128-LNG	Long-Term	United Kingdom	Dorado LNG	Cove Point, Maryland	3,656,416	
3/31/2023	Cove Point LNG, LP	ST Cove Point LLC	2011-128-LNG	Long-Term	Germany	Gui Ying	Cove Point, Maryland	3,635,843	
TOTAL Exports of LNG from Cove Point								67,979,179	

[S] **Spot** – a one-time transaction for near-term delivery of a specific quantity of LNG at a specific location. Spot cargos could be included in either long-term or short-term authorized types.

[*] **Split cargo** – a single shipment of LNG where portions of the cargo have different transactional characteristics. For instance, a single cargo can have more than one buyer, supplier, price, unloading port, loading port, or DOE authorization.

[C] **Commissioning cargo** – pre-commercial cargo loaded while export facility operations are still undergoing final testing and inspection. Commissioning cargos may occur multiple times for the same facility as individual LNG trains enter service.

Countries of destination are current as of publication date. Any updates to countries of destination reported will be published in the next scheduled *LNG Monthly*.

VESSEL-BORNE EXPORTS OF DOMESTICALLY-PRODUCED LIQUEFIED NATURAL GAS (LNG)

Table 2a(iii)

Date of Departure	Name of Exporter	Supplier	Docket Number	Docket Term	Country of Destination	Name of Tanker	Departure Terminal	Volume (Mcf of Natural Gas)	Notes
1/3/2023	Cheniere Marketing, LLC and Corpus Christi Liquefaction, LLC	Corpus Christi Liquefaction, LLC	2012-97-LNG	Long-Term	Spain	Adriano Knutsen	Corpus Christi, Texas	3,735,782	
1/4/2023	Cheniere Marketing, LLC and Corpus Christi Liquefaction, LLC	Corpus Christi Liquefaction, LLC	2012-97-LNG	Long-Term	France	Gaslog Wales	Corpus Christi, Texas	3,694,319	
1/5/2023	Cheniere Marketing, LLC and Corpus Christi Liquefaction, LLC	Corpus Christi Liquefaction, LLC	2012-97-LNG	Long-Term	Portugal	Cool Discoverer	Corpus Christi, Texas	3,520,445	
1/7/2023	Cheniere Marketing, LLC and Corpus Christi Liquefaction, LLC	Corpus Christi Liquefaction, LLC	2012-97-LNG	Long-Term	Turkiye	Gaslog Galveston	Corpus Christi, Texas	3,596,931	
1/9/2023	Cheniere Marketing, LLC and Corpus Christi Liquefaction, LLC	Corpus Christi Liquefaction, LLC	2012-97-LNG	Long-Term	China	Celsius Charlotte	Corpus Christi, Texas	3,805,754	
1/10/2023	Cheniere Marketing, LLC and Corpus Christi Liquefaction, LLC	Corpus Christi Liquefaction, LLC	2012-97-LNG	Long-Term	Poland	Flex Endeavor	Corpus Christi, Texas	2,718,618	
1/12/2023	Cheniere Marketing, LLC and Corpus Christi Liquefaction, LLC	Corpus Christi Liquefaction, LLC	2012-99-LNG	Long-Term	Dominican Republic	Point Fortin	Corpus Christi, Texas	668,202	[*]
1/12/2023	Cheniere Marketing, LLC and Corpus Christi Liquefaction, LLC	Corpus Christi Liquefaction, LLC	2012-99-LNG	Long-Term	Panama	Point Fortin	Corpus Christi, Texas	2,575,338	[*]
1/13/2023	Cheniere Marketing, LLC and Corpus Christi Liquefaction, LLC	Corpus Christi Liquefaction, LLC	2012-97-LNG	Long-Term	Netherlands	La Mancha Knutsen	Corpus Christi, Texas	3,677,040	
1/14/2023	Cheniere Marketing, LLC and Corpus Christi Liquefaction, LLC	Corpus Christi Liquefaction, LLC	2012-97-LNG	Long-Term	Belgium	Adamastos	Corpus Christi, Texas	3,640,426	
1/16/2023	Cheniere Marketing, LLC and Corpus Christi Liquefaction, LLC	Corpus Christi Liquefaction, LLC	2012-97-LNG	Long-Term	Italy	Traiano Knutsen	Corpus Christi, Texas	3,497,340	
1/18/2023	Cheniere Marketing, LLC and Corpus Christi Liquefaction, LLC	Corpus Christi Liquefaction, LLC	2012-99-LNG	Long-Term	South Korea	Maran Gas Amorgos	Corpus Christi, Texas	3,535,353	
1/19/2023	Cheniere Marketing, LLC and Corpus Christi Liquefaction, LLC	Corpus Christi Liquefaction, LLC	2012-97-LNG	Long-Term	Netherlands	Woodside Rees Withers	Corpus Christi, Texas	3,684,715	
1/21/2023	Cheniere Marketing, LLC and Corpus Christi Liquefaction, LLC	Corpus Christi Liquefaction, LLC	2012-97-LNG	Long-Term	China	BW Pavilion Leeara	Corpus Christi, Texas	3,428,237	
1/23/2023	Cheniere Marketing, LLC and Corpus Christi Liquefaction, LLC	Corpus Christi Liquefaction, LLC	2012-97-LNG	Long-Term	China	Bonito LNG	Corpus Christi, Texas	3,449,218	
1/24/2023	Cheniere Marketing, LLC and Corpus Christi Liquefaction, LLC	Corpus Christi Liquefaction, LLC	2012-97-LNG	Long-Term	United Kingdom	LNG Endurance	Corpus Christi, Texas	3,201,649	
1/25/2023	Cheniere Marketing, LLC and Corpus Christi Liquefaction, LLC	Corpus Christi Liquefaction, LLC	2012-97-LNG	Long-Term	Lithuania	Cobia LNG	Corpus Christi, Texas	3,311,616	
1/27/2023	Cheniere Marketing, LLC and Corpus Christi Liquefaction, LLC	Corpus Christi Liquefaction, LLC	2012-97-LNG	Long-Term	Netherlands	Rioja Knutsen	Corpus Christi, Texas	3,096,858	
1/29/2023	Cheniere Marketing, LLC and Corpus Christi Liquefaction, LLC	Corpus Christi Liquefaction, LLC	2012-97-LNG	Long-Term	Spain	Gaslog Warsaw	Corpus Christi, Texas	3,730,278	
2/2/2023	Cheniere Marketing, LLC and Corpus Christi Liquefaction, LLC	Corpus Christi Liquefaction, LLC	2012-97-LNG	Long-Term	Croatia	Stena Blue Sky	Corpus Christi, Texas	3,118,104	
2/3/2023	Cheniere Marketing, LLC and Corpus Christi Liquefaction, LLC	Corpus Christi Liquefaction, LLC	2012-97-LNG	Long-Term	United Kingdom	Maran Gas Posidonia	Corpus Christi, Texas	3,451,317	
2/4/2023	Cheniere Marketing, LLC and Corpus Christi Liquefaction, LLC	Corpus Christi Liquefaction, LLC	2012-97-LNG	Long-Term	United Kingdom	LNG Abuja II	Corpus Christi, Texas	3,704,048	
2/4/2023	Cheniere Marketing, LLC and Corpus Christi Liquefaction, LLC	Corpus Christi Liquefaction, LLC	2012-99-LNG	Long-Term	South Korea	Al Safliya	Corpus Christi, Texas	4,454,489	
2/6/2023	Cheniere Marketing, LLC and Corpus Christi Liquefaction, LLC	Corpus Christi Liquefaction, LLC	2012-97-LNG	Long-Term	Portugal	Energy Atlantic	Corpus Christi, Texas	3,192,347	
2/7/2023	Cheniere Marketing, LLC and Corpus Christi Liquefaction, LLC	Corpus Christi Liquefaction, LLC	2012-97-LNG	Long-Term	France	Elisa Larus	Corpus Christi, Texas	3,691,054	

[S] Spot – a one-time transaction for near-term delivery of a specific quantity of LNG at a specific location. Spot cargos could be included in either long-term or short-term authorized types.

[*] Split cargo – a single shipment of LNG where portions of the cargo have different transactional characteristics. For instance, a single cargo can have more than one buyer, supplier, price, unloading port, loading port, or DOE authorization.

[C] Commissioning cargo – pre-commercial cargo loaded while export facility operations are still undergoing final testing and inspection. Commissioning cargos may occur multiple times for the same facility as individual LNG trains enter service.

Countries of destination are current as of publication date. Any updates to countries of destination reported will be published in the next scheduled *LNG Monthly*.

VESSEL-BORNE EXPORTS OF DOMESTICALLY-PRODUCED LIQUEFIED NATURAL GAS (LNG)

Table 2a(iii)

Date of Departure	Name of Exporter	Supplier	Docket Number	Docket Term	Country of Destination	Name of Tanker	Departure Terminal	Volume (Mcf of Natural Gas)	Notes
2/9/2023	Cheniere Marketing, LLC and Corpus Christi Liquefaction, LLC	Corpus Christi Liquefaction, LLC	2012-97-LNG	Long-Term	Spain	BW Tulip	Corpus Christi, Texas	3,198,145	
2/11/2023	Cheniere Marketing, LLC and Corpus Christi Liquefaction, LLC	Corpus Christi Liquefaction, LLC	2012-97-LNG	Long-Term	Netherlands	Adriano Knutsen	Corpus Christi, Texas	3,721,946	
2/13/2023	Cheniere Marketing, LLC and Corpus Christi Liquefaction, LLC	Corpus Christi Liquefaction, LLC	2012-97-LNG	Long-Term	Taiwan	Flex Endeavor	Corpus Christi, Texas	3,540,663	
2/15/2023	Cheniere Marketing, LLC and Corpus Christi Liquefaction, LLC	Corpus Christi Liquefaction, LLC	2012-97-LNG	Long-Term	United Kingdom	Ribera del Duero Knutsen	Corpus Christi, Texas	3,629,721	
2/17/2023	Cheniere Marketing, LLC and Corpus Christi Liquefaction, LLC	Corpus Christi Liquefaction, LLC	2012-97-LNG	Long-Term	France	Rias Baixas Knutsen	Corpus Christi, Texas	3,688,652	
2/18/2023	Cheniere Marketing, LLC and Corpus Christi Liquefaction, LLC	Corpus Christi Liquefaction, LLC	2012-97-LNG	Long-Term	United Kingdom	Woodside Rees Withers	Corpus Christi, Texas	3,685,752	
2/20/2023	Cheniere Marketing, LLC and Corpus Christi Liquefaction, LLC	Corpus Christi Liquefaction, LLC	2012-97-LNG	Long-Term	Taiwan	Fuji LNG	Corpus Christi, Texas	3,016,353	
2/21/2023	Cheniere Marketing, LLC and Corpus Christi Liquefaction, LLC	Corpus Christi Liquefaction, LLC	2012-97-LNG	Long-Term	Netherlands	Adamastos	Corpus Christi, Texas	3,588,188	
2/22/2023	Cheniere Marketing, LLC and Corpus Christi Liquefaction, LLC	Corpus Christi Liquefaction, LLC	2012-97-LNG	Long-Term	France	Maran Gas Alexandria	Corpus Christi, Texas	3,189,376	
2/24/2023	Cheniere Marketing, LLC and Corpus Christi Liquefaction, LLC	Corpus Christi Liquefaction, LLC	2012-97-LNG	Long-Term	United Kingdom	Celsius Carolina	Corpus Christi, Texas	3,858,705	
2/26/2023	Cheniere Marketing, LLC and Corpus Christi Liquefaction, LLC	Corpus Christi Liquefaction, LLC	2012-97-LNG	Long-Term	United Kingdom	Hellas Athina	Corpus Christi, Texas	3,699,101	
2/28/2023	Cheniere Marketing, LLC and Corpus Christi Liquefaction, LLC	Corpus Christi Liquefaction, LLC	2012-97-LNG	Long-Term	Italy	Amberjack LNG	Corpus Christi, Texas	3,685,990	
3/1/2023	Cheniere Marketing, LLC and Corpus Christi Liquefaction, LLC	Corpus Christi Liquefaction, LLC	2012-97-LNG	Long-Term	Netherlands	Rioja Knutsen	Corpus Christi, Texas	3,703,807	
3/3/2023	Cheniere Marketing, LLC and Corpus Christi Liquefaction, LLC	Corpus Christi Liquefaction, LLC	2012-97-LNG	Long-Term	Spain	Gaslog Warsaw	Corpus Christi, Texas	3,729,965	
3/5/2023	Cheniere Marketing, LLC and Corpus Christi Liquefaction, LLC	Corpus Christi Liquefaction, LLC	2012-99-LNG	Long-Term	Panama	Point Fortin	Corpus Christi, Texas	3,208,643	
3/6/2023	Cheniere Marketing, LLC and Corpus Christi Liquefaction, LLC	Corpus Christi Liquefaction, LLC	2012-97-LNG	Long-Term	Spain	Maran Gas Posidonia	Corpus Christi, Texas	3,442,345	
3/8/2023	Cheniere Marketing, LLC and Corpus Christi Liquefaction, LLC	Corpus Christi Liquefaction, LLC	2012-97-LNG	Long-Term	Portugal	Energy Atlantic	Corpus Christi, Texas	3,196,657	
3/10/2023	Cheniere Marketing, LLC and Corpus Christi Liquefaction, LLC	Corpus Christi Liquefaction, LLC	2012-97-LNG	Long-Term	Taiwan	Asklipios	Corpus Christi, Texas	3,664,297	
3/11/2023	Cheniere Marketing, LLC and Corpus Christi Liquefaction, LLC	Corpus Christi Liquefaction, LLC	2012-97-LNG	Long-Term	France	Elisa Larus	Corpus Christi, Texas	3,691,316	
3/13/2023	Cheniere Marketing, LLC and Corpus Christi Liquefaction, LLC	Corpus Christi Liquefaction, LLC	2012-97-LNG	Long-Term	Spain	Adriano Knutsen	Corpus Christi, Texas	3,496,403	
3/15/2023	Cheniere Marketing, LLC and Corpus Christi Liquefaction, LLC	Corpus Christi Liquefaction, LLC	2012-97-LNG	Long-Term	Spain	BW Pavilion Aranthera	Corpus Christi, Texas	3,110,977	
3/16/2023	Cheniere Marketing, LLC and Corpus Christi Liquefaction, LLC	Corpus Christi Liquefaction, LLC	2012-97-LNG	Long-Term	United Kingdom	Tenergy	Corpus Christi, Texas	3,697,387	
3/18/2023	Cheniere Marketing, LLC and Corpus Christi Liquefaction, LLC	Corpus Christi Liquefaction, LLC	2012-99-LNG	Long-Term	Chile	Ribera del Duero Knutsen	Corpus Christi, Texas	3,545,678	
3/20/2023	Cheniere Marketing, LLC and Corpus Christi Liquefaction, LLC	Corpus Christi Liquefaction, LLC	2012-97-LNG	Long-Term	Netherlands	Woodside Rees Withers	Corpus Christi, Texas	3,694,957	
3/21/2023	Cheniere Marketing, LLC and Corpus Christi Liquefaction, LLC	Corpus Christi Liquefaction, LLC	2012-97-LNG	Long-Term	Poland	ARISTARCHOS	Corpus Christi, Texas	3,573,410	

[S] Spot – a one-time transaction for near-term delivery of a specific quantity of LNG at a specific location. Spot cargos could be included in either long-term or short-term authorized types.
 [*] Split cargo – a single shipment of LNG where portions of the cargo have different transactional characteristics. For instance, a single cargo can have more than one buyer, supplier, price, unloading port, loading port, or DOE authorization.
 [C] Commissioning cargo – pre-commercial cargo loaded while export facility operations are still undergoing final testing and inspection. Commissioning cargos may occur multiple times for the same facility as individual LNG trains enter service.
 Countries of destination are current as of publication date. Any updates to countries of destination reported will be published in the next scheduled LNG Monthly.

VESSEL-BORNE EXPORTS OF DOMESTICALLY-PRODUCED LIQUEFIED NATURAL GAS (LNG)

Table 2a(iii)

Date of Departure	Name of Exporter	Supplier	Docket Number	Docket Term	Country of Destination	Name of Tanker	Departure Terminal	Volume (Mcf of Natural Gas)	Notes
3/23/2023	Cheniere Marketing, LLC and Corpus Christi Liquefaction, LLC	Corpus Christi Liquefaction, LLC	2012-99-LNG	Long-Term	Chile	Gaslog Winchester	Corpus Christi, Texas	3,725,570	
3/25/2023	Cheniere Marketing, LLC and Corpus Christi Liquefaction, LLC	Corpus Christi Liquefaction, LLC	2012-97-LNG	Long-Term	Finland	Solaris	Corpus Christi, Texas	3,218,721	
3/28/2023	Cheniere Marketing, LLC and Corpus Christi Liquefaction, LLC	Corpus Christi Liquefaction, LLC	2012-97-LNG	Long-Term	France	Clean Cajun	Corpus Christi, Texas	3,793,838	
3/28/2023	Cheniere Marketing, LLC and Corpus Christi Liquefaction, LLC	Corpus Christi Liquefaction, LLC	2012-97-LNG	Long-Term	Netherlands	Adamastos	Corpus Christi, Texas	3,595,011	
3/30/2023	Cheniere Marketing, LLC and Corpus Christi Liquefaction, LLC	Corpus Christi Liquefaction, LLC	2012-97-LNG	Long-Term	United Kingdom	Gaslog Sydney	Corpus Christi, Texas	3,320,479	
3/31/2023	Cheniere Marketing, LLC and Corpus Christi Liquefaction, LLC	Corpus Christi Liquefaction, LLC	2012-97-LNG	Long-Term	Spain	Traiano Knutsen	Corpus Christi, Texas	3,732,240	
TOTAL Exports of LNG from Corpus Christi								193,823,771	

[S] **Spot** – a one-time transaction for near-term delivery of a specific quantity of LNG at a specific location. Spot cargos could be included in either long-term or short-term authorized types.

[*] **Split cargo** – a single shipment of LNG where portions of the cargo have different transactional characteristics. For instance, a single cargo can have more than one buyer, supplier, price, unloading port, loading port, or DOE authorization.

[C] **Commissioning cargo** – pre-commercial cargo loaded while export facility operations are still undergoing final testing and inspection. Commissioning cargos may occur multiple times for the same facility as individual LNG trains enter service.

Countries of destination are current as of publication date. Any updates to countries of destination reported will be published in the next scheduled *LNG Monthly*.

VESSEL-BORNE EXPORTS OF DOMESTICALLY-PRODUCED LIQUEFIED NATURAL GAS (LNG)

Table 2a(iv)

Date of Departure	Name of Exporter	Supplier	Docket Number	Docket Term	Country of Destination	Name of Tanker	Departure Terminal	Volume (Mcf of Natural Gas)	Notes
1/2/2023	Cameron LNG, LLC	Various	2011-162-LNG	Long-Term	Netherlands	Transgas Force	Cameron, Louisiana	3,680,931	
1/3/2023	Cameron LNG, LLC	Mitsui & Co. Energy Marketing	2011-162-LNG	Long-Term	France	Marvel Heron	Cameron, Louisiana	3,521,495	
1/5/2023	Cameron LNG, LLC	Various	2011-162-LNG	Long-Term	France	Diamond Gas Rose	Cameron, Louisiana	3,508,767	
1/7/2023	Cameron LNG, LLC	Various	2011-162-LNG	Long-Term	Germany	Diamond Gas Victoria	Cameron, Louisiana	3,511,252	
1/8/2023	Cameron LNG, LLC	Various	2011-162-LNG	Long-Term	Japan	Diamond Gas Metropolis	Cameron, Louisiana	3,672,597	
1/10/2023	Cameron LNG, LLC	Mitsui & Co. Energy Marketing	2011-162-LNG	Long-Term	Japan	Marvel Eagle	Cameron, Louisiana	3,274,810	
1/12/2023	Cameron LNG, LLC	Various	2011-162-LNG	Long-Term	Indonesia	SK Resolute	Cameron, Louisiana	804,827	[*]
1/12/2023	Cameron LNG, LLC	Various	2011-162-LNG	Long-Term	Turkiye	SK Resolute	Cameron, Louisiana	3,018,174	[*]
1/14/2023	Cameron LNG, LLC	Mitsui & Co. Energy Marketing	2011-162-LNG	Long-Term	Netherlands	Marvel Swan	Cameron, Louisiana	3,020,210	
1/15/2023	Cameron LNG, LLC	Various	2011-162-LNG	Long-Term	United Kingdom	BW Pavilion Aranda	Cameron, Louisiana	3,307,785	
1/18/2023	Cameron LNG, LLC	Various	2011-162-LNG	Long-Term	Poland	Maran Gas Apollonia	Cameron, Louisiana	3,420,652	
1/19/2023	Cameron LNG, LLC	Mitsui & Co. Energy Marketing	2011-162-LNG	Long-Term	Japan	Marvel Kite	Cameron, Louisiana	3,588,307	
1/20/2023	Cameron LNG, LLC	Various	2011-162-LNG	Long-Term	India	Ob River	Cameron, Louisiana	3,159,424	
1/22/2023	Cameron LNG, LLC	Various Suppliers	2011-145-LNG	Long-Term	Chile	Maran Gas Alexandria	Cameron, Louisiana	3,307,114	
1/24/2023	Cameron LNG, LLC	Mitsui & Co. Energy Marketing	2011-162-LNG	Long-Term	United Kingdom	Marvel Pelican	Cameron, Louisiana	3,242,210	
1/25/2023	Cameron LNG, LLC	Various	2011-162-LNG	Long-Term	Netherlands	Hoegh Galleon	Cameron, Louisiana	1,830,034	[*]
1/25/2023	Cameron LNG, LLC	Various	2011-162-LNG	Long-Term	Poland	Hoegh Galleon	Cameron, Louisiana	1,695,841	[*]
1/27/2023	Cameron LNG, LLC	Mitsui & Co. Energy Marketing	2011-162-LNG	Long-Term	Turkiye	LNG Adventure	Cameron, Louisiana	3,691,433	
1/28/2023	Cameron LNG, LLC	Various Suppliers	2011-145-LNG	Long-Term	Dominican Republic	Point Fortin	Cameron, Louisiana	2,975,045	[*]
1/28/2023	Cameron LNG, LLC	Mitsui & Co. Energy Marketing	2011-145-LNG	Long-Term	Panama	Point Fortin	Cameron, Louisiana	142,857	[*]
1/31/2023	Cameron LNG, LLC	Various	2011-162-LNG	Long-Term	Turkiye	Flex Artemis	Cameron, Louisiana	3,704,225	
2/1/2023	Cameron LNG, LLC	Various	2011-162-LNG	Long-Term	France	Solaris	Cameron, Louisiana	349,004	[*]
2/1/2023	Cameron LNG, LLC	Various	2011-162-LNG	Long-Term	Turkiye	Solaris	Cameron, Louisiana	2,953,127	[*]
2/4/2023	Cameron LNG, LLC	Various	2011-162-LNG	Long-Term	France	Diamond Gas Orchid	Cameron, Louisiana	3,511,644	u
2/5/2023	Cameron LNG, LLC	Various	2011-162-LNG	Long-Term	United Kingdom	La Seine	Cameron, Louisiana	3,617,269	[*]
2/5/2023	Cameron LNG, LLC	Various	2011-162-LNG	Long-Term	United Kingdom	La Seine	Cameron, Louisiana	54,037	[*]
2/7/2023	Cameron LNG, LLC	Various	2011-162-LNG	Long-Term	Japan	Diamond Gas Sakura	Cameron, Louisiana	3,455,124	
2/8/2023	Cameron LNG, LLC	Mitsui & Co. Energy Marketing	2011-162-LNG	Long-Term	Japan	Marvel Heron	Cameron, Louisiana	3,690,104	
2/10/2023	Cameron LNG, LLC	Various	2011-162-LNG	Long-Term	France	Minerva Limnos	Cameron, Louisiana	459,810	[*]
2/10/2023	Cameron LNG, LLC	Various	2011-162-LNG	Long-Term	Greece	Minerva Limnos	Cameron, Louisiana	3,105,702	[*]
2/12/2023	Cameron LNG, LLC	Mitsui & Co. Energy Marketing	2011-145-LNG	Long-Term	South Korea	Marvel Falcon	Cameron, Louisiana	2,949,606	
2/13/2023	Cameron LNG, LLC	Mitsui & Co. Energy Marketing	2011-162-LNG	Long-Term	Italy	Wilpride	Cameron, Louisiana	3,274,659	
2/15/2023	Cameron LNG, LLC	Various	2011-162-LNG	Long-Term	United Kingdom	BW Pavilion Aranda	Cameron, Louisiana	3,536,653	
2/17/2023	Cameron LNG, LLC	Various	2011-162-LNG	Long-Term	United Kingdom	Minerva Chios	Cameron, Louisiana	3,416,458	
2/19/2023	Cameron LNG, LLC	Mitsui & Co. Energy Marketing	2011-162-LNG	Long-Term	United Kingdom	Marvel Crane	Cameron, Louisiana	3,685,604	
2/20/2023	Cameron LNG, LLC	Various	2011-162-LNG	Long-Term	India	Maran Gas Leto	Cameron, Louisiana	3,524,173	
2/23/2023	Cameron LNG, LLC	Mitsui & Co. Energy Marketing	2011-145-LNG	Long-Term	South Korea	Marvel Hawk	Cameron, Louisiana	3,492,975	
2/25/2023	Cameron LNG, LLC	Various	2011-162-LNG	Long-Term	Greece	LNG Enterprise	Cameron, Louisiana	3,675,457	
2/27/2023	Cameron LNG, LLC	Various	2011-162-LNG	Long-Term	Spain	BW Lilac	Cameron, Louisiana	3,698,935	
2/28/2023	Cameron LNG, LLC	Various	2011-162-LNG	Long-Term	Poland	Maran Gas Apollonia	Cameron, Louisiana	3,417,397	
3/1/2023	Cameron LNG, LLC	Mitsui & Co. Energy Marketing	2011-162-LNG	Long-Term	Netherlands	Marvel Pelican	Cameron, Louisiana	3,263,461	
3/3/2023	Cameron LNG, LLC	Various	2011-162-LNG	Long-Term	France	Diamond Gas Rose	Cameron, Louisiana	3,510,033	
3/5/2023	Cameron LNG, LLC	Mitsui & Co. Energy Marketing	2011-162-LNG	Long-Term	Japan	Marvel Swan	Cameron, Louisiana	3,200,340	
3/6/2023	Cameron LNG, LLC	Various	2011-162-LNG	Long-Term	Greece	La Seine	Cameron, Louisiana	567,490	[*]
3/6/2023	Cameron LNG, LLC	Various	2011-162-LNG	Long-Term	Greece	La Seine	Cameron, Louisiana	75,729	[*]

[S] Spot – a one-time transaction for near-term delivery of a specific quantity of LNG at a specific location. Spot cargos could be included in either long-term or short-term authorized types.

[*] Split cargo – a single shipment of LNG where portions of the cargo have different transactional characteristics. For instance, a single cargo can have more than one buyer, supplier, price, unloading port, loading port, or DOE authorization.

[C] Commissioning cargo – pre-commercial cargo loaded while export facility operations are still undergoing final testing and inspection. Commissioning cargos may occur multiple times for the same facility as individual LNG trains enter service.

Countries of destination are current as of publication date. Any updates to countries of destination reported will be published in the next scheduled *LNG Monthly*.



VESSEL-BORNE EXPORTS OF DOMESTICALLY-PRODUCED LIQUEFIED NATURAL GAS (LNG)

Table 2a(iv)

Date of Departure	Name of Exporter	Supplier	Docket Number	Docket Term	Country of Destination	Name of Tanker	Departure Terminal	Volume (Mcf of Natural Gas)	Notes
3/6/2023	Cameron LNG, LLC	Various	2011-162-LNG	Long-Term	Turkiye	La Seine	Cameron, Louisiana	2,963,922	[*]
3/8/2023	Cameron LNG, LLC	Various	2011-162-LNG	Long-Term	India	Neo Energy	Cameron, Louisiana	3,157,098	
3/10/2023	Cameron LNG, LLC	Various	2011-162-LNG	Long-Term	Germany	BW Tulip	Cameron, Louisiana	3,250,069	[*]
3/10/2023	Cameron LNG, LLC	Mitsui & Co. Energy Marketing	2011-162-LNG	Long-Term	Germany	BW Tulip	Cameron, Louisiana	148,804	[*]
3/12/2023	Cameron LNG, LLC	Mitsui & Co. Energy Marketing	2011-162-LNG	Long-Term	France	Qogir	Cameron, Louisiana	2,120,838	[*]
3/12/2023	Cameron LNG, LLC	Mitsui & Co. Energy Marketing	2011-162-LNG	Long-Term	United Kingdom	Qogir	Cameron, Louisiana	1,574,016	[*]
3/14/2023	Cameron LNG, LLC	Various	2011-162-LNG	Long-Term	Netherlands	Grace Freesia	Cameron, Louisiana	3,671,301	
3/16/2023	Cameron LNG, LLC	Various	2011-162-LNG	Long-Term	Turkiye	LNG Abuja II	Cameron, Louisiana	3,722,691	
3/17/2023	Cameron LNG, LLC	Mitsui & Co. Energy Marketing	2011-162-LNG	Long-Term	Japan	Marvel Eagle	Cameron, Louisiana	3,248,476	
3/19/2023	Cameron LNG, LLC	Various	2011-162-LNG	Long-Term	Italy	Seapeak Arwa	Cameron, Louisiana	3,517,199	
3/21/2023	Cameron LNG, LLC	Various	2011-162-LNG	Long-Term	China	Diamond Gas Crystal	Cameron, Louisiana	1,576,397	[*]
3/21/2023	Cameron LNG, LLC	Various	2011-162-LNG	Long-Term	Japan	Diamond Gas Crystal	Cameron, Louisiana	1,622,228	[*]
3/22/2023	Cameron LNG, LLC	Mitsui & Co. Energy Marketing	2011-162-LNG	Long-Term	United Kingdom	Marvel Kite	Cameron, Louisiana	3,390,594	
3/24/2023	Cameron LNG, LLC	Various	2011-162-LNG	Long-Term	France	Minerva Limnos	Cameron, Louisiana	3,688,747	
3/26/2023	Cameron LNG, LLC	Mitsui & Co. Energy Marketing	2011-162-LNG	Long-Term	China	Marvel Crane	Cameron, Louisiana	3,555,321	
3/28/2023	Cameron LNG, LLC	Various	2011-162-LNG	Long-Term	India	Global Sealine	Cameron, Louisiana	3,262,829	
3/31/2023	Cameron LNG, LLC	Various	2011-162-LNG	Long-Term	Spain	Asterix I	Cameron, Louisiana	3,005,746	[*]
3/31/2023	Cameron LNG, LLC	Mitsui & Co. Energy Marketing	2011-162-LNG	Long-Term	Spain	Asterix I	Cameron, Louisiana	129,763	[*]
3/31/2023	Cameron LNG, LLC	Various	2011-162-LNG	Long-Term	United Kingdom	BW Pavilion Aranda	Cameron, Louisiana	3,651,168	
TOTAL Exports of LNG from Cameron								179,819,988	

[S] **Spot** – a one-time transaction for near-term delivery of a specific quantity of LNG at a specific location. Spot cargos could be included in either long-term or short-term authorized types.

[*] **Split cargo** – a single shipment of LNG where portions of the cargo have different transactional characteristics. For instance, a single cargo can have more than one buyer, supplier, price, unloading port, loading port, or DOE authorization.

[C] **Commissioning cargo** – pre-commercial cargo loaded while export facility operations are still undergoing final testing and inspection. Commissioning cargos may occur multiple times for the same facility as individual LNG trains enter service.

Countries of destination are current as of publication date. Any updates to countries of destination reported will be published in the next scheduled *LNG Monthly*.

VESSEL-BORNE EXPORTS OF DOMESTICALLY-PRODUCED LIQUEFIED NATURAL GAS (LNG)

Table 2a(v)

Date of Departure	Name of Exporter	Supplier	Docket Number	Docket Term	Country of Destination	Name of Tanker	Departure Terminal	Volume (Mcf of Natural Gas)	Notes
2/12/2023	Freeport LNG Expansion, L.P.	Freeport LNG Expansion, L.P. and FLNG Liquefaction, LLC	2010-161-LNG	Long-Term	Thailand	Kmarin Diamond	Freeport, Texas	1,828,817	
2/14/2023	Freeport LNG Expansion, L.P.	Freeport LNG Expansion, L.P. and FLNG Liquefaction, LLC	2010-161-LNG	Long-Term	China	Prism Agility	Freeport, Texas	2,565,229	
2/15/2023	Freeport LNG Expansion, L.P.	Freeport LNG Expansion, L.P. and FLNG Liquefaction, LLC	2010-161-LNG	Long-Term	Germany	LNG Rosenrot	Freeport, Texas	1,486,997	
2/18/2023	Freeport LNG Expansion, L.P.	Freeport LNG Expansion, L.P. and FLNG Liquefaction, LLC	2010-161-LNG	Long-Term	France	Nohshu Maru	Freeport, Texas	1,422,952	
2/23/2023	Freeport LNG Expansion, L.P.	Freeport LNG Expansion, L.P. and FLNG Liquefaction, LLC	2010-161-LNG	Long-Term	United Kingdom	Corcovado LNG	Freeport, Texas	1,264,428	
2/26/2023	Freeport LNG Expansion, L.P.	Freeport LNG Expansion, L.P. and FLNG Liquefaction, LLC	2010-160-LNG	Long-Term	South Korea	Diamond Gas Victoria	Freeport, Texas	1,213,862	
2/28/2023	Freeport LNG Expansion, L.P.	Freeport LNG Expansion, L.P. and FLNG Liquefaction, LLC	2010-161-LNG	Long-Term	Spain	BW Cassia	Freeport, Texas	3,196,783	
3/3/2023	Freeport LNG Expansion, L.P.	Freeport LNG Expansion, L.P. and FLNG Liquefaction, LLC	2010-161-LNG	Long-Term	France	Cool Voyager	Freeport, Texas	2,326,300	
3/5/2023	Freeport LNG Expansion, L.P.	Freeport LNG Expansion, L.P. and FLNG Liquefaction, LLC	2010-161-LNG	Long-Term	France	Nohshu Maru	Freeport, Texas	3,396,132	
3/7/2023	Freeport LNG Expansion, L.P.	Freeport LNG Expansion, L.P. and FLNG Liquefaction, LLC	2010-161-LNG	Long-Term	Netherlands	LNG Schneeweissen	Freeport, Texas	1,702,982	
3/9/2023	Freeport LNG Expansion, L.P.	Freeport LNG Expansion, L.P. and FLNG Liquefaction, LLC	2010-160-LNG	Long-Term	South Korea	Prism Courage	Freeport, Texas	1,779,588	
3/16/2023	Freeport LNG Expansion, L.P.	Freeport LNG Expansion, L.P. and FLNG Liquefaction, LLC	2010-161-LNG	Long-Term	Netherlands	Attalos	Freeport, Texas	3,623,165	
3/18/2023	Freeport LNG Expansion, L.P.	Freeport LNG Expansion, L.P. and FLNG Liquefaction, LLC	2010-161-LNG	Long-Term	Netherlands	LNG Endeavour	Freeport, Texas	2,475,641	
3/20/2023	Freeport LNG Expansion, L.P.	Freeport LNG Expansion, L.P. and FLNG Liquefaction, LLC	2010-161-LNG	Long-Term	Japan	Diamond Gas Orchid	Freeport, Texas	1,471,900	
3/21/2023	Freeport LNG Expansion, L.P.	Freeport LNG Expansion, L.P. and FLNG Liquefaction, LLC	2010-161-LNG	Long-Term	Spain	BW Lesmes	Freeport, Texas	1,351,210	
3/25/2023	Freeport LNG Expansion, L.P.	Freeport LNG Expansion, L.P. and FLNG Liquefaction, LLC	2010-161-LNG	Long-Term	United Kingdom	British Contributor	Freeport, Texas	3,444,000	
3/26/2023	Freeport LNG Expansion, L.P.	Freeport LNG Expansion, L.P. and FLNG Liquefaction, LLC	2010-161-LNG	Long-Term	France	Gaslog Wales	Freeport, Texas	2,763,706	
3/28/2023	Freeport LNG Expansion, L.P.	Freeport LNG Expansion, L.P. and FLNG Liquefaction, LLC	2010-161-LNG	Long-Term	United Kingdom	Wilforce	Freeport, Texas	2,283,463	
3/30/2023	Freeport LNG Expansion, L.P.	Freeport LNG Expansion, L.P. and FLNG Liquefaction, LLC	2010-160-LNG	Long-Term	South Korea	Prism Brilliance	Freeport, Texas	2,363,048	
TOTAL Exports of LNG from Freeport								41,960,203	

[S] Spot – a one-time transaction for near-term delivery of a specific quantity of LNG at a specific location. Spot cargos could be included in either long-term or short-term authorized types.

[*] Split cargo – a single shipment of LNG where portions of the cargo have different transactional characteristics. For instance, a single cargo can have more than one buyer, supplier, price, unloading port, loading port, or DOE authorization.

[C] Commissioning cargo – pre-commercial cargo loaded while export facility operations are still undergoing final testing and inspection. Commissioning cargos may occur multiple times for the same facility as individual LNG trains enter service.

Countries of destination are current as of publication date. Any updates to countries of destination reported will be published in the next scheduled LNG Monthly.

VESSEL-BORNE EXPORTS OF DOMESTICALLY-PRODUCED LIQUEFIED NATURAL GAS (LNG)

Table 2a(vi)

Date of Departure	Name of Exporter	Supplier	Docket Number	Docket Term	Country of Destination	Name of Tanker	Departure Terminal	Volume (Mcf of Natural Gas)	Notes
1/7/2023	Southern LNG Company, L.L.C.	Shell NA LNG LLC	2012-100-LNG	Long-Term	United Kingdom	Magdala	Elba Island, Georgia	3,672,665	
1/25/2023	Southern LNG Company, L.L.C.	Shell NA LNG LLC	2012-100-LNG	Long-Term	Turkiye	Alicante Knutsen	Elba Island, Georgia	3,157,205	
1/29/2023	Southern LNG Company, L.L.C.	Shell NA LNG LLC	2012-100-LNG	Long-Term	Malta	Methane Princess	Elba Island, Georgia	2,592,034	
2/3/2023	Southern LNG Company, L.L.C.	Shell NA LNG LLC	2012-100-LNG	Long-Term	Italy	Gaslog Gibraltar	Elba Island, Georgia	3,710,697	
2/9/2023	Southern LNG Company, L.L.C.	Shell NA LNG LLC	2012-100-LNG	Long-Term	Netherlands	Kool Orca	Elba Island, Georgia	3,612,475	
2/23/2023	Southern LNG Company, L.L.C.	Shell NA LNG LLC	2012-100-LNG	Long-Term	United Kingdom	Golar Penguin	Elba Island, Georgia	3,253,988	
3/11/2023	Southern LNG Company, L.L.C.	Shell NA LNG LLC	2012-100-LNG	Long-Term	United Kingdom	Gaslog Gibraltar	Elba Island, Georgia	3,603,888	
3/14/2023	Southern LNG Company, L.L.C.	Shell NA LNG LLC	2012-100-LNG	Long-Term	Jamaica	Avenir Achievement	Elba Island, Georgia	429,803	
3/22/2023	Southern LNG Company, L.L.C.	Shell NA LNG LLC	2012-100-LNG	Long-Term	Netherlands	Barcelona Knutsen	Elba Island, Georgia	3,706,332	
3/29/2023	Southern LNG Company, L.L.C.	Shell NA LNG LLC	2012-100-LNG	Long-Term	Argentina	Magdala	Elba Island, Georgia	2,342,996	
3/29/2023	Southern LNG Company, L.L.C.	Shell NA LNG LLC	2012-100-LNG	Long-Term	Brazil	Magdala	Elba Island, Georgia	1,333,685	
TOTAL Exports of LNG from Elba Island								31,415,768	

[S] **Spot** – a one-time transaction for near-term delivery of a specific quantity of LNG at a specific location. Spot cargos could be included in either long-term or short-term authorized types.

[*] **Split cargo** – a single shipment of LNG where portions of the cargo have different transactional characteristics. For instance, a single cargo can have more than one buyer, supplier, price, unloading port, loading port, or DOE authorization.

[C] **Commissioning cargo** – pre-commercial cargo loaded while export facility operations are still undergoing final testing and inspection. Commissioning cargos may occur multiple times for the same facility as individual LNG trains enter service.

Countries of destination are current as of publication date. Any updates to countries of destination reported will be published in the next scheduled *LNG Monthly*.

VESSEL-BORNE EXPORTS OF DOMESTICALLY-PRODUCED LIQUEFIED NATURAL GAS (LNG)

Table 2a(vi)

Date of Departure	Name of Exporter	Supplier	Docket Number	Docket Term	Country of Destination	Name of Tanker	Departure Terminal	Volume (Mcf of Natural Gas)	Notes
1/3/2023	Venture Global Calcasieu Pass, LLC	Venture Global Calcasieu Pass, LLC	2015-25-LNG	Long-Term	United Kingdom	Flex Aurora	Cameron, Louisiana	3,543,141	[C]
1/6/2023	Venture Global Calcasieu Pass, LLC	Venture Global Calcasieu Pass, LLC	2013-69-LNG	Long-Term	South Korea	Seapeak Creole	Cameron, Louisiana	3,661,661	[C]
1/9/2023	Venture Global Calcasieu Pass, LLC	Venture Global Calcasieu Pass, LLC	2013-69-LNG	Long-Term	South Korea	Gaslog Winchester	Cameron, Louisiana	3,844,586	[C]
1/12/2023	Venture Global Calcasieu Pass, LLC	Venture Global Calcasieu Pass, LLC	2015-25-LNG	Long-Term	United Kingdom	Vivit City LNG	Cameron, Louisiana	3,694,736	[C]
1/13/2023	Venture Global Calcasieu Pass, LLC	Venture Global Calcasieu Pass, LLC	2015-25-LNG	Long-Term	Netherlands	LNG Rosenrot	Cameron, Louisiana	3,688,604	[C]
1/15/2023	Venture Global Calcasieu Pass, LLC	Venture Global Calcasieu Pass, LLC	2015-25-LNG	Long-Term	Germany	Cool Voyager	Cameron, Louisiana	3,422,232	[C]
1/18/2023	Venture Global Calcasieu Pass, LLC	Venture Global Calcasieu Pass, LLC	2015-25-LNG	Long-Term	Bangladesh	Seapeak Magellan	Cameron, Louisiana	3,369,499	[C]
1/20/2023	Venture Global Calcasieu Pass, LLC	Venture Global Calcasieu Pass, LLC	2015-25-LNG	Long-Term	Spain	Maran Gas Leto	Cameron, Louisiana	3,584,860	[C]
1/22/2023	Venture Global Calcasieu Pass, LLC	Venture Global Calcasieu Pass, LLC	2015-25-LNG	Long-Term	France	Seapeak Marib	Cameron, Louisiana	3,398,483	[C]
1/25/2023	Venture Global Calcasieu Pass, LLC	Venture Global Calcasieu Pass, LLC	2015-25-LNG	Long-Term	France	Maran Gas Vergina	Cameron, Louisiana	3,485,008	[S],[C]
1/27/2023	Venture Global Calcasieu Pass, LLC	Venture Global Calcasieu Pass, LLC	2015-25-LNG	Long-Term	United Kingdom	Prism Diversity	Cameron, Louisiana	3,745,613	[C]
1/29/2023	Venture Global Calcasieu Pass, LLC	Venture Global Calcasieu Pass, LLC	2015-25-LNG	Long-Term	Netherlands	Gaslog Seattle	Cameron, Louisiana	3,322,384	[C]
2/1/2023	Venture Global Calcasieu Pass, LLC	Venture Global Calcasieu Pass, LLC	2015-25-LNG	Long-Term	Netherlands	Vivit Arabia	Cameron, Louisiana	3,484,092	[C]
2/2/2023	Venture Global Calcasieu Pass, LLC	Venture Global Calcasieu Pass, LLC	2015-25-LNG	Long-Term	Italy	BW Brussels	Cameron, Louisiana	3,449,029	[C]
2/7/2023	Venture Global Calcasieu Pass, LLC	Venture Global Calcasieu Pass, LLC	2015-25-LNG	Long-Term	France	Oogir	Cameron, Louisiana	3,705,804	[C]
2/11/2023	Venture Global Calcasieu Pass, LLC	Venture Global Calcasieu Pass, LLC	2015-25-LNG	Long-Term	Spain	Cool Discoverer	Cameron, Louisiana	579,798	[*],[S],[C]
2/11/2023	Venture Global Calcasieu Pass, LLC	Venture Global Calcasieu Pass, LLC	2015-25-LNG	Long-Term	Turkiye	Cool Discoverer	Cameron, Louisiana	3,101,665	[*],[S],[C]
2/12/2023	Venture Global Calcasieu Pass, LLC	Venture Global Calcasieu Pass, LLC	2015-25-LNG	Long-Term	Netherlands	Maran Gas Ithaca	Cameron, Louisiana	3,691,356	[C]
2/14/2023	Venture Global Calcasieu Pass, LLC	Venture Global Calcasieu Pass, LLC	2015-25-LNG	Long-Term	India	Clean Energy	Cameron, Louisiana	3,197,637	[S],[C]
2/15/2023	Venture Global Calcasieu Pass, LLC	Venture Global Calcasieu Pass, LLC	2015-25-LNG	Long-Term	Netherlands	Gaslog Georgetown	Cameron, Louisiana	3,484,371	[S],[C]
2/17/2023	Venture Global Calcasieu Pass, LLC	Venture Global Calcasieu Pass, LLC	2015-25-LNG	Long-Term	France	Seapeak Arwa	Cameron, Louisiana	2,864,923	[S],[C]
2/19/2023	Venture Global Calcasieu Pass, LLC	Venture Global Calcasieu Pass, LLC	2015-25-LNG	Long-Term	Germany	Maran Gas Olympias	Cameron, Louisiana	3,488,545	[S],[C]
2/22/2023	Venture Global Calcasieu Pass, LLC	Venture Global Calcasieu Pass, LLC	2015-25-LNG	Long-Term	United Kingdom	Minerva Amorgos	Cameron, Louisiana	3,395,084	[S],[C]
2/24/2023	Venture Global Calcasieu Pass, LLC	Venture Global Calcasieu Pass, LLC	2015-25-LNG	Long-Term	Spain	Energy Universe	Cameron, Louisiana	3,520,894	[C]
2/26/2023	Venture Global Calcasieu Pass, LLC	Venture Global Calcasieu Pass, LLC	2015-25-LNG	Long-Term	France	Maran Gas Andros	Cameron, Louisiana	3,491,396	[S],[C]
2/28/2023	Venture Global Calcasieu Pass, LLC	Venture Global Calcasieu Pass, LLC	2013-69-LNG	Long-Term	Dominican Republic	LNG Endurance	Cameron, Louisiana	3,513,928	[C]
3/3/2023	Venture Global Calcasieu Pass, LLC	Venture Global Calcasieu Pass, LLC	2015-25-LNG	Long-Term	Turkiye	Maran Gas Mystras	Cameron, Louisiana	3,245,558	[C]
3/5/2023	Venture Global Calcasieu Pass, LLC	Venture Global Calcasieu Pass, LLC	2015-25-LNG	Long-Term	Germany	Golar Seal	Cameron, Louisiana	3,392,810	[S],[C]
3/8/2023	Venture Global Calcasieu Pass, LLC	Venture Global Calcasieu Pass, LLC	2015-25-LNG	Long-Term	United Kingdom	Vivit Arabia	Cameron, Louisiana	3,670,755	[C]
3/11/2023	Venture Global Calcasieu Pass, LLC	Venture Global Calcasieu Pass, LLC	2015-25-LNG	Long-Term	Spain	BW Brussels	Cameron, Louisiana	1,875,242	[*],[C]
3/11/2023	Venture Global Calcasieu Pass, LLC	Venture Global Calcasieu Pass, LLC	2015-25-LNG	Long-Term	United Kingdom	BW Brussels	Cameron, Louisiana	1,584,994	[*],[C]
3/13/2023	Venture Global Calcasieu Pass, LLC	Venture Global Calcasieu Pass, LLC	2015-25-LNG	Long-Term	Netherlands	Hoegh Galleon	Cameron, Louisiana	3,459,684	[S],[C]
3/15/2023	Venture Global Calcasieu Pass, LLC	Venture Global Calcasieu Pass, LLC	2015-25-LNG	Long-Term	Finland	Vivit Americas Lng	Cameron, Louisiana	3,631,764	[C]
3/18/2023	Venture Global Calcasieu Pass, LLC	Venture Global Calcasieu Pass, LLC	2015-25-LNG	Long-Term	Belgium	Asia Integrity	Cameron, Louisiana	3,395,179	[S],[C]
3/21/2023	Venture Global Calcasieu Pass, LLC	Venture Global Calcasieu Pass, LLC	2015-25-LNG	Long-Term	Germany	Maran Gas Ithaca	Cameron, Louisiana	3,693,282	[S],[C]
3/25/2023	Venture Global Calcasieu Pass, LLC	Venture Global Calcasieu Pass, LLC	2015-25-LNG	Long-Term	Netherlands	Minerva Chios	Cameron, Louisiana	3,490,157	[S],[C]
3/30/2023	Venture Global Calcasieu Pass, LLC	Venture Global Calcasieu Pass, LLC	2015-25-LNG	Long-Term	Belgium	Wilpride	Cameron, Louisiana	3,200,709	[S],[C]
3/31/2023	Venture Global Calcasieu Pass, LLC	Venture Global Calcasieu Pass, LLC	2015-25-LNG	Long-Term	Germany	Maran Gas Olympias	Cameron, Louisiana	3,494,407	[S],[C]
TOTAL Exports of LNG from Calcasieu Pass								125,863,870	

[S] Spot – a one-time transaction for near-term delivery of a specific quantity of LNG at a specific location. Spot cargos could be included in either long-term or short-term authorized types.

[*] Split cargo – a single shipment of LNG where portions of the cargo have different transactional characteristics. For instance, a single cargo can have more than one buyer, supplier, price, unloading port, loading port, or DOE authorization.

[C] Commissioning cargo – pre-commercial cargo loaded while export facility operations are still undergoing final testing and inspection. Commissioning cargos may occur multiple times for the same facility as individual LNG trains enter service.

Countries of destination are current as of publication date. Any updates to countries of destination reported will be published in the next scheduled *LNG Monthly*.

VESSEL-BORNE EXPORTS OF DOMESTICALLY-PRODUCED LIQUEFIED NATURAL GAS (LNG) SHIPPED BY ISO CONTAINER

Table 2b

Date of Departure	Name of Exporter	Supplier	Docket Number	Country of Destination	Name of Ocean Going Vessel	ISO Container Loading Facility & Location	U.S. Export Port or Terminal	Volume (Mcf of Natural Gas)	Notes
1/4/2023	American LNG Marketing LLC	Peninsula Energy Services Co	2014-209-LNG	Bahamas	Sea Express	Haileah, Florida	Ft. Lauderdale, Florida	2,544	
1/4/2023	American LNG Marketing LLC	Peninsula Energy Services Co	2014-209-LNG	Bahamas	Vi-Nais	Haileah, Florida	Ft. Lauderdale, Florida	1,696	
1/5/2023	American LNG Marketing LLC	Peninsula Energy Services Co	2014-209-LNG	Bahamas	Eastwind	Haileah, Florida	Ft. Lauderdale, Florida	848	
1/6/2023	American LNG Marketing LLC	Peninsula Energy Services Co	2014-209-LNG	Jamaica	Contship Pax	Haileah, Florida	Ft. Lauderdale, Florida	8,480	
1/7/2023	American LNG Marketing LLC	Peninsula Energy Services Co	2014-209-LNG	Jamaica	NFE Clean Energy	Haileah, Florida	Ft. Lauderdale, Florida	27,136	
1/9/2023	American LNG Marketing LLC	Peninsula Energy Services Co	2014-209-LNG	Bahamas	Caribbean Express	Haileah, Florida	Ft. Lauderdale, Florida	2,544	
1/9/2023	American LNG Marketing LLC	Peninsula Energy Services Co	2014-209-LNG	Haiti	BBC Hong Kong	Haileah, Florida	Ft. Lauderdale, Florida	6,784	
1/10/2023	American LNG Marketing LLC	Peninsula Energy Services Co	2014-209-LNG	Bahamas	Grand Express	Haileah, Florida	Ft. Lauderdale, Florida	2,544	
1/13/2023	American LNG Marketing LLC	Peninsula Energy Services Co	2014-209-LNG	Bahamas	Caribbean Express	Haileah, Florida	Ft. Lauderdale, Florida	5,936	
1/13/2023	American LNG Marketing LLC	Peninsula Energy Services Co	2014-209-LNG	Bahamas	Caribbean Express	Haileah, Florida	Ft. Lauderdale, Florida	5,936	
1/15/2023	American LNG Marketing LLC	Peninsula Energy Services Co	2014-209-LNG	Jamaica	NFE Clean Energy	Haileah, Florida	Ft. Lauderdale, Florida	27,136	
1/16/2023	American LNG Marketing LLC	Peninsula Energy Services Co	2014-209-LNG	Bahamas	Cape Express	Haileah, Florida	Ft. Lauderdale, Florida	2,544	
1/18/2023	American LNG Marketing LLC	Peninsula Energy Services Co	2014-209-LNG	Bahamas	Eastwind	Haileah, Florida	Ft. Lauderdale, Florida	2,544	
1/20/2023	American LNG Marketing LLC	Peninsula Energy Services Co	2014-209-LNG	Bahamas	Vi-Nais	Haileah, Florida	Ft. Lauderdale, Florida	1,696	
1/20/2023	American LNG Marketing LLC	Peninsula Energy Services Co	2014-209-LNG	Jamaica	Tampa Trader	Haileah, Florida	Ft. Lauderdale, Florida	12,720	
1/22/2023	American LNG Marketing LLC	Peninsula Energy Services Co	2014-209-LNG	Haiti	BBC Hong Kong	Haileah, Florida	Ft. Lauderdale, Florida	848	
1/23/2023	American LNG Marketing LLC	Peninsula Energy Services Co	2014-209-LNG	Bahamas	Caribbean Express	Haileah, Florida	Ft. Lauderdale, Florida	2,544	
1/24/2023	American LNG Marketing LLC	Peninsula Energy Services Co	2014-209-LNG	Jamaica	NFE Clean Energy	Haileah, Florida	Ft. Lauderdale, Florida	27,136	
1/25/2023	American LNG Marketing LLC	Peninsula Energy Services Co	2014-209-LNG	Bahamas	Eastwind	Haileah, Florida	Ft. Lauderdale, Florida	1,696	
1/27/2023	American LNG Marketing LLC	Peninsula Energy Services Co	2014-209-LNG	Bahamas	Emerald Express	Haileah, Florida	Ft. Lauderdale, Florida	3,392	
1/27/2023	American LNG Marketing LLC	Peninsula Energy Services Co	2014-209-LNG	Jamaica	Corona J	Haileah, Florida	Ft. Lauderdale, Florida	3,392	
1/30/2023	American LNG Marketing LLC	Peninsula Energy Services Co	2014-209-LNG	Bahamas	Caribbean Express	Haileah, Florida	Ft. Lauderdale, Florida	5,088	
2/1/2023	American LNG Marketing LLC	Peninsula Energy Services Co	2014-209-LNG	Bahamas	Eastwind	Haileah, Florida	Ft. Lauderdale, Florida	1,696	
2/1/2023	American LNG Marketing LLC	Peninsula Energy Services Co	2014-209-LNG	Haiti	Artemis	Haileah, Florida	Ft. Lauderdale, Florida	6,784	
2/1/2023	American LNG Marketing LLC	Peninsula Energy Services Co	2014-209-LNG	Jamaica	NFE Clean Energy	Haileah, Florida	Ft. Lauderdale, Florida	27,136	
2/3/2023	American LNG Marketing LLC	Peninsula Energy Services Co	2014-209-LNG	Bahamas	Bahamas Express	Haileah, Florida	Ft. Lauderdale, Florida	3,392	
2/3/2023	American LNG Marketing LLC	Peninsula Energy Services Co	2014-209-LNG	Jamaica	AS Savanna	Haileah, Florida	Ft. Lauderdale, Florida	8,480	
2/6/2023	American LNG Marketing LLC	Peninsula Energy Services Co	2014-209-LNG	Bahamas	Caribbean Express	Haileah, Florida	Ft. Lauderdale, Florida	1,696	
2/9/2023	American LNG Marketing LLC	Peninsula Energy Services Co	2014-209-LNG	Bahamas	Eastwind	Haileah, Florida	Ft. Lauderdale, Florida	1,696	
2/9/2023	American LNG Marketing LLC	Peninsula Energy Services Co	2014-209-LNG	Jamaica	NFE Clean Energy	Haileah, Florida	Ft. Lauderdale, Florida	27,136	
2/10/2023	American LNG Marketing LLC	Peninsula Energy Services Co	2014-209-LNG	Bahamas	Cape Express	Haileah, Florida	Ft. Lauderdale, Florida	1,696	
2/10/2023	American LNG Marketing LLC	Peninsula Energy Services Co	2014-209-LNG	Jamaica	AS Sabrina	Haileah, Florida	Ft. Lauderdale, Florida	8,480	
2/10/2023	American LNG Marketing LLC	Peninsula Energy Services Co	2014-209-LNG	Jamaica	CMA CGM Callao	Haileah, Florida	Ft. Lauderdale, Florida	5,088	
2/11/2023	American LNG Marketing LLC	Peninsula Energy Services Co	2014-209-LNG	Haiti	Artemis	Haileah, Florida	Ft. Lauderdale, Florida	1,696	
2/15/2023	American LNG Marketing LLC	Peninsula Energy Services Co	2014-209-LNG	Bahamas	Eastwind	Haileah, Florida	Ft. Lauderdale, Florida	1,696	
2/15/2023	American LNG Marketing LLC	Peninsula Energy Services Co	2014-209-LNG	Bahamas	Vi-Nais	Haileah, Florida	Ft. Lauderdale, Florida	3,392	
2/17/2023	American LNG Marketing LLC	Peninsula Energy Services Co	2014-209-LNG	Jamaica	AS Savanna	Haileah, Florida	Ft. Lauderdale, Florida	8,480	
2/17/2023	American LNG Marketing LLC	Peninsula Energy Services Co	2014-209-LNG	Jamaica	Corona J	Haileah, Florida	Ft. Lauderdale, Florida	8,480	
2/18/2023	American LNG Marketing LLC	Peninsula Energy Services Co	2014-209-LNG	Bahamas	Bahamas Express	Haileah, Florida	Ft. Lauderdale, Florida	5,088	
2/18/2023	American LNG Marketing LLC	Peninsula Energy Services Co	2014-209-LNG	Jamaica	NFE Clean Energy	Haileah, Florida	Ft. Lauderdale, Florida	27,136	
2/20/2023	American LNG Marketing LLC	Peninsula Energy Services Co	2014-209-LNG	Haiti	JSP BORA	Haileah, Florida	Ft. Lauderdale, Florida	2,544	
2/22/2023	American LNG Marketing LLC	Peninsula Energy Services Co	2014-209-LNG	Bahamas	Eastwind	Haileah, Florida	Ft. Lauderdale, Florida	1,696	
2/24/2023	American LNG Marketing LLC	Peninsula Energy Services Co	2014-209-LNG	Bahamas	Sea Express	Haileah, Florida	Ft. Lauderdale, Florida	2,544	
2/24/2023	American LNG Marketing LLC	Peninsula Energy Services Co	2014-209-LNG	Jamaica	AS Sabrina	Haileah, Florida	Ft. Lauderdale, Florida	8,480	
2/24/2023	American LNG Marketing LLC	Peninsula Energy Services Co	2014-209-LNG	Jamaica	CMA CGM Callao	Haileah, Florida	Ft. Lauderdale, Florida	4,240	

[S] Spot – a one-time transaction for near-term delivery of a specific quantity of LNG at a specific location. Spot cargos could be included in either long-term or short-term authorized types.

[*] Split cargo – a single shipment of LNG where portions of the cargo have different transactional characteristics. For instance, a single cargo can have more than one buyer, supplier, price, unloading port, loading port, or DOE authorization.

[C] Commissioning cargo – pre-commercial cargo loaded while export facility operations are still undergoing final testing and inspection. Commissioning cargos may occur multiple times for the same facility as individual LNG trains enter service.

Countries of destination are current as of publication date. Any updates to countries of destination reported will be published in the next scheduled LNG Monthly.

VESSEL-BORNE EXPORTS OF DOMESTICALLY-PRODUCED LIQUEFIED NATURAL GAS (LNG) SHIPPED BY ISO CONTAINER

Table 2b

Date of Departure	Name of Exporter	Supplier	Docket Number	Country of Destination	Name of Ocean Going Vessel	ISO Container Loading Facility & Location	U.S. Export Port or Terminal	Volume (Mcf of Natural Gas)	Notes
2/26/2023	American LNG Marketing LLC	Peninsula Energy Services Co	2014-209-LNG	Jamaica	NFE Clean Energy	Haileah, Florida	Ft. Lauderdale, Florida	27,136	
2/27/2023	American LNG Marketing LLC	Peninsula Energy Services Co	2014-209-LNG	Bahamas	Caribbean Express	Haileah, Florida	Ft. Lauderdale, Florida	2,544	
3/1/2023	American LNG Marketing LLC	Peninsula Energy Services Co	2014-209-LNG	Bahamas	Eastwind	Haileah, Florida	Ft. Lauderdale, Florida	2544	
3/3/2023	American LNG Marketing LLC	Peninsula Energy Services Co	2014-209-LNG	Bahamas	Emerald Express	Haileah, Florida	Ft. Lauderdale, Florida	2544	
3/6/2023	American LNG Marketing LLC	Peninsula Energy Services Co	2014-209-LNG	Bahamas	Sea Express	Haileah, Florida	Ft. Lauderdale, Florida	1696	
3/6/2023	American LNG Marketing LLC	Peninsula Energy Services Co	2014-209-LNG	Haiti	Michelangelo Trader, 223S.	Haileah, Florida	Ft. Lauderdale, Florida	2544	
3/7/2023	American LNG Marketing LLC	Peninsula Energy Services Co	2014-209-LNG	Bahamas	Eastwind	Haileah, Florida	Ft. Lauderdale, Florida	2544	
3/7/2023	American LNG Marketing LLC	Peninsula Energy Services Co	2014-209-LNG	Jamaica	NFE Clean Energy	Haileah, Florida	Ft. Lauderdale, Florida	27136	
3/8/2023	American LNG Marketing LLC	Peninsula Energy Services Co	2014-209-LNG	Bahamas	Bahamas Express	Haileah, Florida	Ft. Lauderdale, Florida	2544	
3/9/2023	American LNG Marketing LLC	Peninsula Energy Services Co	2014-209-LNG	Bahamas	Eastwind	Haileah, Florida	Ft. Lauderdale, Florida	848	
3/10/2023	American LNG Marketing LLC	Peninsula Energy Services Co	2014-209-LNG	Bahamas	Cape Express	Haileah, Florida	Ft. Lauderdale, Florida	3392	
3/11/2023	American LNG Marketing LLC	Peninsula Energy Services Co	2014-209-LNG	Bahamas	Caribbean Express	Haileah, Florida	Ft. Lauderdale, Florida	2544	
3/13/2023	American LNG Marketing LLC	Peninsula Energy Services Co	2014-209-LNG	Haiti	Michelangelo Trader, 223S.	Haileah, Florida	Ft. Lauderdale, Florida	4240	
3/15/2023	American LNG Marketing LLC	Peninsula Energy Services Co	2014-209-LNG	Bahamas	Vi-Nais	Haileah, Florida	Ft. Lauderdale, Florida	1696	
3/15/2023	American LNG Marketing LLC	Peninsula Energy Services Co	2014-209-LNG	Bahamas	Grand Master II	Haileah, Florida	Ft. Lauderdale, Florida	4240	
3/15/2023	American LNG Marketing LLC	Peninsula Energy Services Co	2014-209-LNG	Jamaica	NFE Clean Energy	Haileah, Florida	Ft. Lauderdale, Florida	27136	
3/17/2023	American LNG Marketing LLC	Peninsula Energy Services Co	2014-209-LNG	Bahamas	Caribbean Express	Haileah, Florida	Ft. Lauderdale, Florida	4240	
3/20/2023	American LNG Marketing LLC	Peninsula Energy Services Co	2014-209-LNG	Bahamas	Vi-Nais	Haileah, Florida	Ft. Lauderdale, Florida	3392	
3/20/2023	American LNG Marketing LLC	Peninsula Energy Services Co	2014-209-LNG	Bahamas	Vi-Nais	Haileah, Florida	Ft. Lauderdale, Florida	2544	
3/22/2023	American LNG Marketing LLC	Peninsula Energy Services Co	2014-209-LNG	Bahamas	Grand Master II	Haileah, Florida	Ft. Lauderdale, Florida	1696	
3/23/2023	American LNG Marketing LLC	Peninsula Energy Services Co	2014-209-LNG	Jamaica	NFE Clean Energy	Haileah, Florida	Ft. Lauderdale, Florida	27136	
3/24/2023	American LNG Marketing LLC	Peninsula Energy Services Co	2014-209-LNG	Bahamas	Vi-Nais	Haileah, Florida	Ft. Lauderdale, Florida	3392	
3/24/2023	American LNG Marketing LLC	Peninsula Energy Services Co	2014-209-LNG	Bahamas	Vi-Nais	Haileah, Florida	Ft. Lauderdale, Florida	2544	
3/24/2023	American LNG Marketing LLC	Peninsula Energy Services Co	2014-209-LNG	Bahamas	Grand Master II	Haileah, Florida	Ft. Lauderdale, Florida	2544	
3/27/2023	American LNG Marketing LLC	Peninsula Energy Services Co	2014-209-LNG	Haiti	Michelangelo Trader, 223S.	Haileah, Florida	Ft. Lauderdale, Florida	1696	
3/29/2023	American LNG Marketing LLC	Peninsula Energy Services Co	2014-209-LNG	Bahamas	Bahamas Express	Haileah, Florida	Ft. Lauderdale, Florida	2544	
3/31/2023	American LNG Marketing LLC	Peninsula Energy Services Co	2014-209-LNG	Bahamas	Caribbean Express	Haileah, Florida	Ft. Lauderdale, Florida	5088	
3/31/2023	American LNG Marketing LLC	Peninsula Energy Services Co	2014-209-LNG	Jamaica	NFE Clean Energy	Haileah, Florida	Ft. Lauderdale, Florida	27136	
TOTAL Exports of LNG (ISO)								523,216	

[S] Spot – a one-time transaction for near-term delivery of a specific quantity of LNG at a specific location. Spot cargos could be included in either long-term or short-term authorized types.

[*] Split cargo – a single shipment of LNG where portions of the cargo have different transactional characteristics. For instance, a single cargo can have more than one buyer, supplier, price, unloading port, loading port, or DOE authorization.

[C] Commissioning cargo – pre-commercial cargo loaded while export facility operations are still undergoing final testing and inspection. Commissioning cargos may occur multiple times for the same facility as individual LNG trains enter service.

Countries of destination are current as of publication date. Any updates to countries of destination reported will be published in the next scheduled LNG Monthly.

VESSEL-BORNE EXPORTS OF DOMESTICALLY-PRODUCED LIQUEFIED NATURAL GAS (LNG) SHIPPED BY ISO CONTAINER

Table 2b

Date of Departure	Name of Exporter	Supplier	Docket Number	Country of Destination	Name of Ocean Going Vessel	ISO Container Loading Facility & Location	U.S. Export Port or Terminal	Volume (Mcf of Natural Gas)	Notes
1/3/2023	Eagle LNG Partners Jacksonville II LLC	Tiger Paw Marketing LLC	2017-79-LNG	Antigua and Barbuda	Michelangelo Trader, 223S.	Eagle LNG Maxville, Florida	Ft. Lauderdale, Florida	880	
1/3/2023	Eagle LNG Partners Jacksonville II LLC	Tiger Paw Marketing LLC	2017-79-LNG	Jamaica	AS Savanna	Eagle LNG Maxville, Florida	Miami, Florida	880	
1/9/2023	Eagle LNG Partners Jacksonville II LLC	Tiger Paw Marketing LLC	2017-79-LNG	Antigua and Barbuda	JSP BORA	Eagle LNG Maxville, Florida	Ft. Lauderdale, Florida	880	
1/9/2023	Eagle LNG Partners Jacksonville II LLC	Tiger Paw Marketing LLC	2017-79-LNG	Antigua and Barbuda	JSP BORA	Eagle LNG Maxville, Florida	Ft. Lauderdale, Florida	880	
1/24/2023	Eagle LNG Partners Jacksonville II LLC	Tiger Paw Marketing LLC	2017-79-LNG	Antigua and Barbuda	JSP BORA	Eagle LNG Maxville, Florida	Ft. Lauderdale, Florida	880	
2/6/2023	Eagle LNG Partners Jacksonville II LLC	Tiger Paw Marketing LLC	2017-79-LNG	Antigua and Barbuda	JSP BORA	Eagle LNG Maxville, Florida	Ft. Lauderdale, Florida	880	
2/8/2023	Eagle LNG Partners Jacksonville II LLC	Tiger Paw Marketing LLC	2017-79-LNG	Jamaica	AS Sabrina	Eagle LNG Maxville, Florida	Miami, Florida	880	
2/21/2023	Eagle LNG Partners Jacksonville II LLC	Tiger Paw Marketing LLC	2017-79-LNG	Antigua and Barbuda	Other	Eagle LNG Maxville, Florida	Ft. Lauderdale, Florida	879	
3/2/2023	Eagle LNG Partners Jacksonville II LLC	Tiger Paw Marketing LLC	2017-79-LNG	Antigua and Barbuda	Vega Scorpio	Eagle LNG Maxville, Florida	Ft. Lauderdale, Florida	886	
3/6/2023	Eagle LNG Partners Jacksonville II LLC	Tiger Paw Marketing LLC	2017-79-LNG	Antigua and Barbuda	Vega Scorpio	Eagle LNG Maxville, Florida	Ft. Lauderdale, Florida	880	
3/21/2023	Eagle LNG Partners Jacksonville II LLC	Tiger Paw Marketing LLC	2017-79-LNG	Jamaica	AS Sabrina	Eagle LNG Maxville, Florida	Miami, Florida	880	
3/22/2023	Eagle LNG Partners Jacksonville II LLC	Tiger Paw Marketing LLC	2017-79-LNG	Jamaica	AS Sabrina	Eagle LNG Maxville, Florida	Miami, Florida	880	
TOTAL Exports of LNG (ISO)								10,565	

[S] **Spot** – a one-time transaction for near-term delivery of a specific quantity of LNG at a specific location. Spot cargos could be included in either long-term or short-term authorized types.

[*] **Split cargo** – a single shipment of LNG where portions of the cargo have different transactional characteristics. For instance, a single cargo can have more than one buyer, supplier, price, unloading port, loading port, or DOE authorization.

[C] **Commissioning cargo** – pre-commercial cargo loaded while export facility operations are still undergoing final testing and inspection. Commissioning cargos may occur multiple times for the same facility as individual LNG trains enter service.

Countries of destination are current as of publication date. Any updates to countries of destination reported will be published in the next scheduled *LNG Monthly*.

VESSEL-BORNE EXPORTS OF DOMESTICALLY-PRODUCED LIQUEFIED NATURAL GAS (LNG) SHIPPED BY ISO CONTAINER

Table 2b

Date of Departure	Name of Exporter	Supplier	Docket Number	Country of Destination	Name of Ocean Going Vessel	ISO Container Loading Facility & Location	U.S. Export Port or Terminal	Volume (Mcf of Natural Gas)	Notes
NA									
TOTAL Exports of LNG (ISO)								0	

[S] **Spot** – a one-time transaction for near-term delivery of a specific quantity of LNG at a specific location. Spot cargos could be included in either long-term or short-term authorized types.

[*] **Split cargo** – a single shipment of LNG where portions of the cargo have different transactional characteristics. For instance, a single cargo can have more than one buyer, supplier, price, unloading port, loading port, or DOE authorization.

[C] **Commissioning cargo** – pre-commercial cargo loaded while export facility operations are still undergoing final testing and inspection. Commissioning cargos may occur multiple times for the same facility as individual LNG trains enter service.

Countries of destination are current as of publication date. Any updates to countries of destination reported will be published in the next scheduled *LNG Monthly*.

VESSEL-BORNE EXPORTS OF DOMESTICALLY-PRODUCED LIQUEFIED NATURAL GAS (LNG) SHIPPED BY ISO CONTAINER

Table 2b

Date of Departure	Name of Exporter	Supplier	Docket Number	Country of Destination	Name of Ocean Going Vessel	ISO Container Loading Facility & Location	U.S. Export Port or Terminal	Volume (Mcf of Natural Gas)	Notes
NA									
TOTAL Exports of LNG (ISO)								0	

[S] **Spot** – a one-time transaction for near-term delivery of a specific quantity of LNG at a specific location. Spot cargos could be included in either long-term or short-term authorized types.

[*] **Split cargo** – a single shipment of LNG where portions of the cargo have different transactional characteristics. For instance, a single cargo can have more than one buyer, supplier, price, unloading port, loading port, or DOE authorization.

[C] **Commissioning cargo** – pre-commercial cargo loaded while export facility operations are still undergoing final testing and inspection. Commissioning cargos may occur multiple times for the same facility as individual LNG trains enter service.

Countries of destination are current as of publication date. Any updates to countries of destination reported will be published in the next scheduled *LNG Monthly*.

Office of Fossil Energy and Carbon Management
 Office of Resource Sustainability
 Office of Regulation, Analysis, and Engagement
 Division of Natural Gas Regulation
 Phone: 202-586-7991
 Email: ngreports@hq.doe.gov



VESSEL-BORNE RE-EXPORTS OF LIQUEFIED NATURAL GAS (LNG)

Table 2c

Date of Departure	Authorization Holder	Supplier(s)	Exporter	Purchaser	Docket Number	Country of Destination	Name of Tanker	Departure Terminal	Volume (Mcf of Natural Gas)	Notes
1/10/2023	Carib Energy (USA) LLC	Naturgy Aprovisionamientos, S.A.	Carib Energy (USA) LLC	BARBADOS NATIONAL OIL COMPANY	2021-99-LNG	Barbados	Midnight Reign	Penuelas, Puerto Rico	14,364	
1/23/2023	Carib Energy (USA) LLC	Naturgy Aprovisionamientos, S.A.	Carib Energy (USA) LLC	BARBADOS NATIONAL OIL COMPANY	2021-99-LNG	Barbados	Midnight Reign	Penuelas, Puerto Rico	11,803	
2/6/2023	Carib Energy (USA) LLC	Naturgy Aprovisionamientos, S.A.	Carib Energy (USA) LLC	BARBADOS NATIONAL OIL COMPANY	2021-99-LNG	Barbados	Midnight Reign	Penuelas, Puerto Rico	16,796	
2/16/2023	Carib Energy (USA) LLC	Naturgy Aprovisionamientos, S.A.	Carib Energy (USA) LLC	BARBADOS NATIONAL OIL COMPANY	2021-99-LNG	Barbados	Midnight Reign	Penuelas, Puerto Rico	16,974	
2/27/2023	Carib Energy (USA) LLC	Naturgy Aprovisionamientos, S.A.	Carib Energy (USA) LLC	BARBADOS NATIONAL OIL COMPANY	2021-99-LNG	Barbados	Midnight Reign	Penuelas, Puerto Rico	15,188	
3/9/2023	Carib Energy (USA) LLC	Naturgy Aprovisionamientos, S.A.	Carib Energy (USA) LLC	BARBADOS NATIONAL OIL COMPANY	2021-99-LNG	Barbados	Midnight Reign	Penuelas, Puerto Rico	15,882	
3/16/2023	Carib Energy (USA) LLC	Naturgy Aprovisionamientos, S.A.	Carib Energy (USA) LLC	BARBADOS NATIONAL OIL COMPANY	2021-99-LNG	Barbados	Midnight Reign	Penuelas, Puerto Rico	15,342	
3/28/2023	Carib Energy (USA) LLC	Naturgy Aprovisionamientos, S.A.	Carib Energy (USA) LLC	BARBADOS NATIONAL OIL COMPANY	2021-99-LNG	Barbados	Midnight Reign	Penuelas, Puerto Rico	17,008	
TOTAL Re-Exports of LNG									123,357	

[S] Spot - a one-time transaction for near-term delivery of a specific quantity of LNG at a specific location. Prior to 2006, spot cargos could be included in either long-term or short-term authorization types.
 [*] Split cargo - a single shipment of LNG where portions of the cargo have different transactional characteristics. For instance, a single cargo can have more than one buyer, supplier, price, unloading port, loading port, or DOE authorization.
 [C] Commissioning cargo - pre-commercial cargo loaded while export facility operations are still undergoing final testing and inspection. Commissioning cargos may occur multiple times for the same facility as individual LNG trains enter service.

LNG Imports by Country of Origin (Bcf of Natural Gas)

Table 2d(i)

2023	January	February	March	April	May	June	July	August	September	October	November	December	TOTAL
Egypt	-	-	-	-	-	-	-	-	-	-	-	-	0.0
France	-	-	-	-	-	-	-	-	-	-	-	-	0.0
Jamaica	1.3	-	-	-	-	-	-	-	-	-	-	-	1.3
Nigeria	-	-	-	-	-	-	-	-	-	-	-	-	0.0
Norway	-	-	-	-	-	-	-	-	-	-	-	-	0.0
Qatar	-	-	-	-	-	-	-	-	-	-	-	-	0.0
Trinidad	1.3	4.0	1.3	-	-	-	-	-	-	-	-	-	6.6
United Kingdom	-	-	-	-	-	-	-	-	-	-	-	-	0.0
Yemen	-	-	-	-	-	-	-	-	-	-	-	-	0.0
TOTAL Imports of LNG	2.6	4.0	1.3	-	-	-	-	-	-	-	-	-	7.9

LNG Imports by Receiving Terminal (Bcf of Natural Gas)

Table 2d(ii)

2023	January	February	March	April	May	June	July	August	September	October	November	December	TOTAL
Cameron, LA	-	-	-	-	-	-	-	-	-	-	-	-	0.0
Cove Point, MD	-	-	-	-	-	-	-	-	-	-	-	-	0.0
Elba Island, GA	-	-	-	-	-	-	-	-	-	-	-	-	0.0
Everett, MA	2.6	4.0	1.3	-	-	-	-	-	-	-	-	-	7.9
Freeport, TX	-	-	-	-	-	-	-	-	-	-	-	-	0.0
Golden Pass, TX	-	-	-	-	-	-	-	-	-	-	-	-	0.0
Gulf LNG, MS	-	-	-	-	-	-	-	-	-	-	-	-	0.0
Lake Charles, LA	-	-	-	-	-	-	-	-	-	-	-	-	0.0
Neptune Deepwater Port	-	-	-	-	-	-	-	-	-	-	-	-	0.0
Northeast Gateway	-	-	-	-	-	-	-	-	-	-	-	-	0.0
TOTAL Imports of LNG	2.6	4.0	1.3	-	-	-	-	-	-	-	-	-	7.9

LNG Imports by Company (Bcf of Natural Gas)

Table 2d(iii)

2023	January	February	March	April	May	June	July	August	September	October	November	December	TOTAL
BG LNG Services, LLC	-	-	-	-	-	-	-	-	-	-	-	-	0.0
BP Energy	-	-	-	-	-	-	-	-	-	-	-	-	0.0
Cheniere Marketing LLC	-	-	-	-	-	-	-	-	-	-	-	-	0.0
ConocoPhillips	-	-	-	-	-	-	-	-	-	-	-	-	0.0
Constellation LNG, LLC	2.6	4.0	1.3	-	-	-	-	-	-	-	-	-	7.9
Engie Gas & LNG LLC	-	-	-	-	-	-	-	-	-	-	-	-	0.0
Excelerate Energy Gas Marketing L.P.	-	-	-	-	-	-	-	-	-	-	-	-	0.0
Freeport LNG Development, L.P.	-	-	-	-	-	-	-	-	-	-	-	-	0.0
Pacific Summit Energy LLC	-	-	-	-	-	-	-	-	-	-	-	-	0.0
Sempra LNG Marketing	-	-	-	-	-	-	-	-	-	-	-	-	0.0
Shell NA LNG LLC	-	-	-	-	-	-	-	-	-	-	-	-	0.0
Statoil Natural Gas	-	-	-	-	-	-	-	-	-	-	-	-	0.0
Total Gas & Power	-	-	-	-	-	-	-	-	-	-	-	-	0.0
Total imports of LNG	2.6	4.0	1.3	-	-	-	-	-	-	-	-	-	7.9

*Very small volumes shown as zero due to rounding.

SHORT-TERM VESSEL-BORNE IMPORTS OF LIQUEFIED NATURAL GAS

Table 2e(i)

Date of Arrival	Name of Importer	Seller	Docket Number	Country of Origin	Name of Tanker	Receiving Terminal	Volume (Mcf of Natural Gas)	Notes
NA								
TOTAL Short-Term Imports of LNG							0	

[S] Spot - a one-time transaction for near-term delivery of a specific quantity of LNG at a specific location. Prior to 2006, spot cargos could be included in either long-term or short-term authorization types.

[*] Split cargo - a single shipment of LNG where portions of the cargo have different transactional characteristics. For instance, a single cargo can have more than one buyer, supplier, price, unloading port, loading port, or DOE authorization.

LONG-TERM VESSEL-BORNE IMPORTS OF LIQUEFIED NATURAL GAS

Table 2e(ii)

Date of Arrival	Name of Importer	Seller	Docket Number	Country of Origin	Name of Tanker	Receiving Terminal	Volume (Mcf of Natural Gas)	Notes
1/9/2023	Constellation LNG, LLC	Naturgy LNG Marketing Limited	2019-5-LNG	Jamaica	Cadiz Knutsen	Everett, Massachusetts	1,258,592	
1/23/2023	Constellation LNG, LLC	Naturgy LNG Marketing Limited	2019-5-LNG	Trinidad	Cadiz Knutsen	Everett, Massachusetts	1,328,668	
2/9/2023	Constellation LNG, LLC	Naturgy LNG Marketing Limited	2019-5-LNG	Trinidad	Cadiz Knutsen	Everett, Massachusetts	2,743,627	
2/23/2023	Constellation LNG, LLC	Naturgy LNG Marketing Limited	2019-5-LNG	Trinidad	Cadiz Knutsen	Everett, Massachusetts	1,248,758	
3/28/2023	Constellation LNG, LLC	Naturgy LNG Marketing Limited	2019-5-LNG	Trinidad and Tobago	Cadiz Knutsen	Everett, Massachusetts	1,323,738	
TOTAL LNG IMPORTS							7,903,383	

[S] Spot - a one-time transaction for near-term delivery of a specific quantity of LNG at a specific location. Prior to 2006, spot cargos could be included in either long-term or short-term authorization types.

[*] Split cargo - a single shipment of LNG where portions of the cargo have different transactional characteristics. For instance, a single cargo can have more than one buyer, supplier, price, unloading port, loading port, or DOE authorization.

[E-P] - a portion of this cargo was delivered to Everett, MA on 16 February 2017 and a portion was delivered to Ponce, Puerto Rico on 22 February 2017.

VESSEL-BORNE IMPORTS OF LIQUEFIED NATURAL GAS (LNG) TO PUERTO RICO

Table 2f

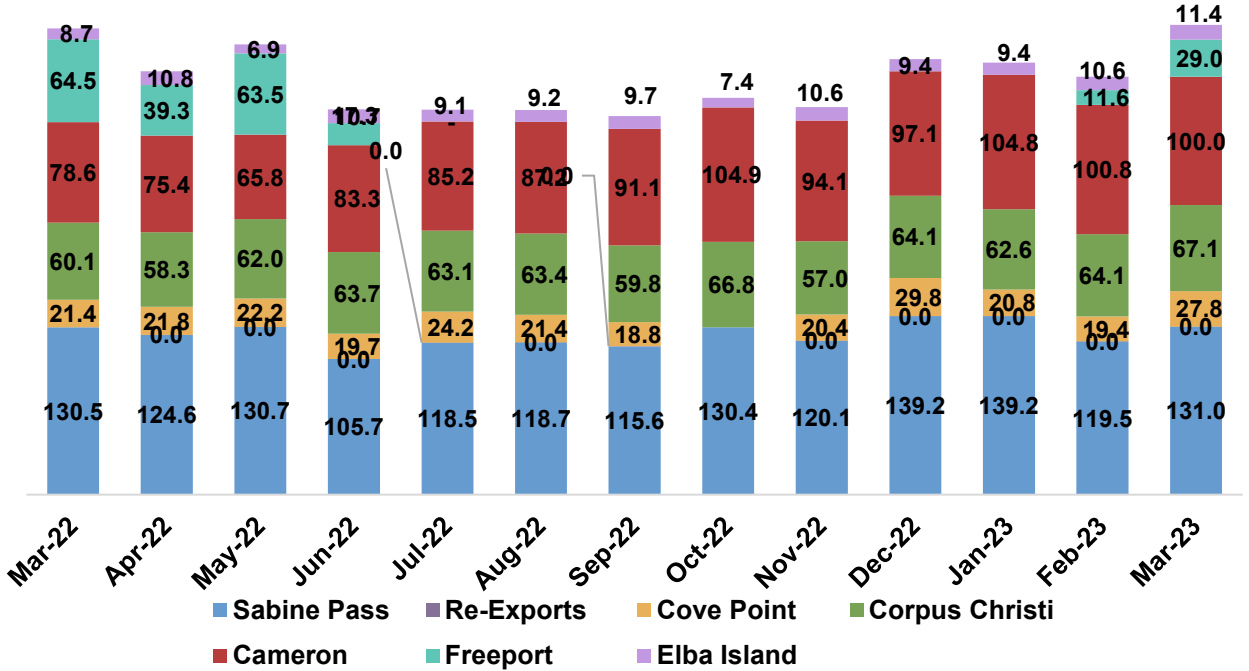
Date of Arrival	Name of Importer	Seller	Docket Number	Country of Origin	Name of Tanker	Receiving Terminal	Volume (Mcf of Natural Gas)	Notes
1/1/2023	NFEnergia LLC	NFE North Trading Ltd	2022-4-LNG	Trinidad	Avenir Accolade	San Juan, Puerto Rico	17,906	[S]
1/4/2023	Naturgy Aprovisionamientos S.A.	Naturgy Aprovisionamientos S.A.	2022-107-LNG	Nigeria	Iberica Knutsen	Ponce, Puerto Rico	1,371,477	[*]
1/8/2023	NFEnergia LLC	NFE North Trading Ltd	2022-4-LNG	Nigeria	CNTIC VPower Global	San Juan, Puerto Rico	287,074	[S]
1/15/2023	Naturgy Aprovisionamientos S.A.	Naturgy Aprovisionamientos S.A.	2022-107-LNG	Nigeria	Iberica Knutsen	Ponce, Puerto Rico	1,370,483	[*]
1/17/2023	NFEnergia LLC	NFE North Trading Ltd	2022-4-LNG	Nigeria	Coral Encanto	San Juan, Puerto Rico	82,562	[S]
1/21/2023	NFEnergia LLC	NFE North Trading Ltd	2022-4-LNG	Trinidad	Avenir Accolade	San Juan, Puerto Rico	112,049	[S]
1/27/2023	NFEnergia LLC	NFE North Trading Ltd	2022-4-LNG	Trinidad	CNTIC VPower Global	San Juan, Puerto Rico	575,419	[S]
1/30/2023	Naturgy Aprovisionamientos S.A.	Naturgy Aprovisionamientos S.A.	2022-107-LNG	Trinidad	Cadiz Knutsen	Ponce, Puerto Rico	1,402,869	[*]
2/1/2023	NFEnergia LLC	NFE North Trading Ltd	2022-4-LNG	Trinidad	Avenir Accolade	San Juan, Puerto Rico	160,315	[S]
2/7/2023	NFEnergia LLC	NFE North Trading Ltd	2022-4-LNG	Trinidad	CNTIC VPower Global	San Juan, Puerto Rico	585,113	[S]
2/10/2023	Naturgy Aprovisionamientos S.A.	Naturgy Aprovisionamientos S.A.	2022-107-LNG	Nigeria	Castillo de Villalba	Ponce, Puerto Rico	1,383,285	[*]
2/18/2023	NFEnergia LLC	NFE North Trading Ltd	2022-4-LNG	Nigeria	CNTIC VPower Global	San Juan, Puerto Rico	604,246	[S]
2/22/2023	Naturgy Aprovisionamientos S.A.	Naturgy Aprovisionamientos S.A.	2022-107-LNG	Trinidad	BW GDF Suez Boston	Ponce, Puerto Rico	1,424,017	[*]
2/23/2023	NFEnergia LLC	NFE North Trading Ltd	2022-4-LNG	Nigeria	Avenir Accolade	San Juan, Puerto Rico	157,783	[S]
2/27/2023	NFEnergia LLC	NFE North Trading Ltd	2022-4-LNG	Nigeria	CNTIC VPower Global	San Juan, Puerto Rico	619,222	[S]
3/4/2023	Naturgy Aprovisionamientos S.A.	Naturgy Aprovisionamientos S.A.	2022-107-LNG	Nigeria	Castillo de Villalba	Ponce, Puerto Rico	1,227,020	[*]
3/4/2023	NFEnergia LLC	NFE North Trading LLC	2022-4-LNG	Nigeria	Avenir Accolade	San Juan, Puerto Rico	156,700	[S]
3/9/2023	NFEnergia LLC	NFE North Trading LLC	2022-4-LNG	Trinidad	CNTIC VPower Global	San Juan, Puerto Rico	591,882	[S]
3/13/2023	NFEnergia LLC	NFE North Trading LLC	2022-4-LNG	Trinidad	Avenir Accolade	San Juan, Puerto Rico	149,360	[S]
3/14/2023	Naturgy Aprovisionamientos S.A.	Naturgy Aprovisionamientos S.A.	2022-107-LNG	Nigeria	Seapeak Catalunya	Ponce, Puerto Rico	1,365,987	[*]
3/17/2023	NFEnergia LLC	NFE North Trading LLC	2022-4-LNG	Trinidad	CNTIC VPower Global	San Juan, Puerto Rico	589,350	[S]
3/22/2023	NFEnergia LLC	NFE North Trading LLC	2022-4-LNG	Trinidad	Avenir Accolade	San Juan, Puerto Rico	149,212	[S]
3/29/2023	NFEnergia LLC	NFE North Trading LLC	2022-4-LNG	Trinidad	CNTIC VPower Global	San Juan, Puerto Rico	607,764	[S]
TOTAL Imports of LNG to Puerto Rico							14,991,095	

Note: Naturgy Aprovisionamientos S.A. (formerly Gas Natural Aprovisionamientos SDG. S.A.)

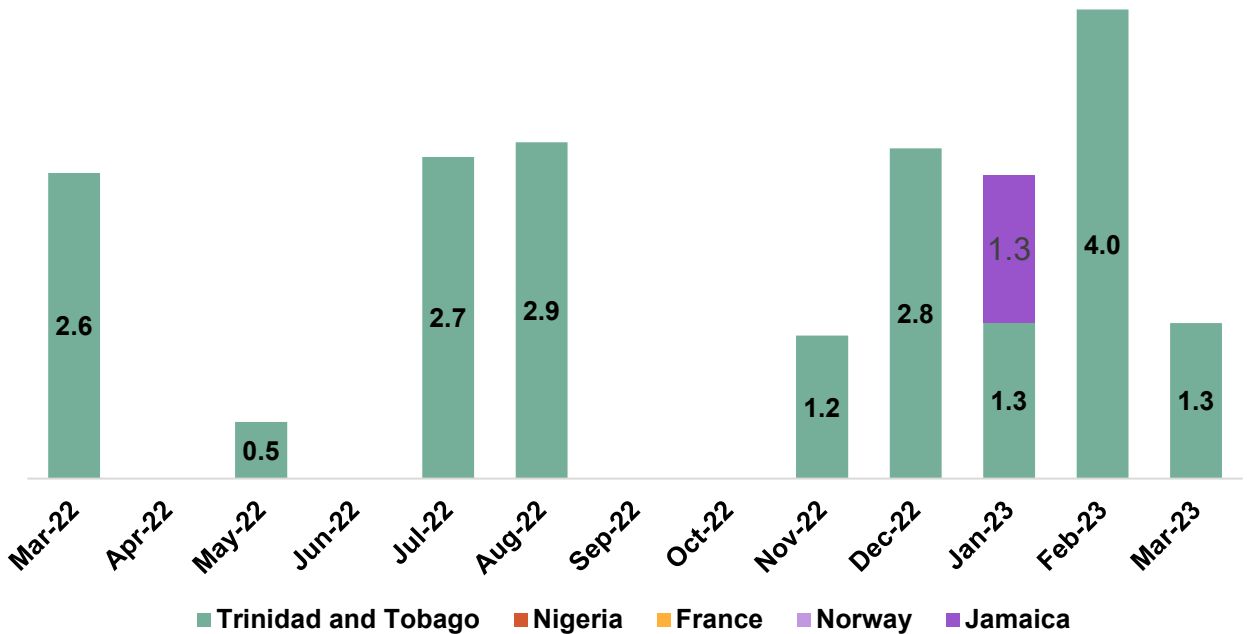
[S] Spot – a one-time transaction for near-term delivery of a specific quantity of LNG at a specific location.

[*] Split cargo – a single shipment of LNG where portions of the cargo have different transactional characteristics. For instance, a single cargo can have more than one buyer, supplier, price, unloading port, loading port, or DOE authorization.

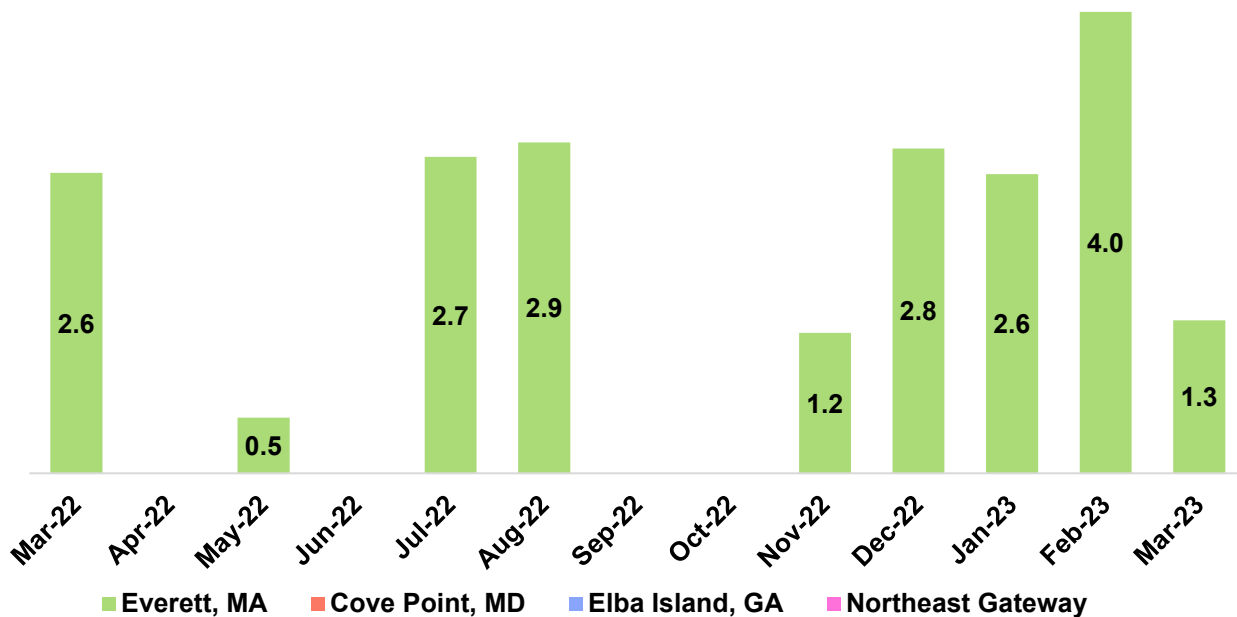
U.S. LNG by Vessel – Export and Re-Export Volumes (Bcf)



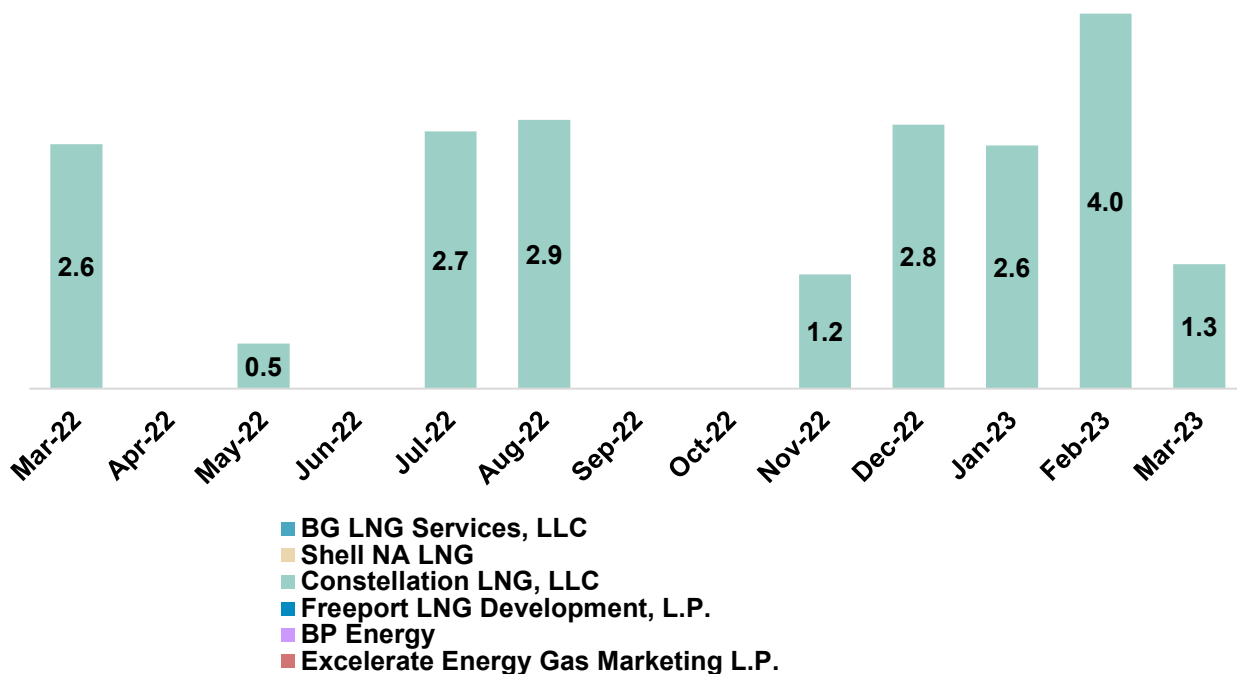
U.S. LNG Import Volume by Source Country (Bcf)



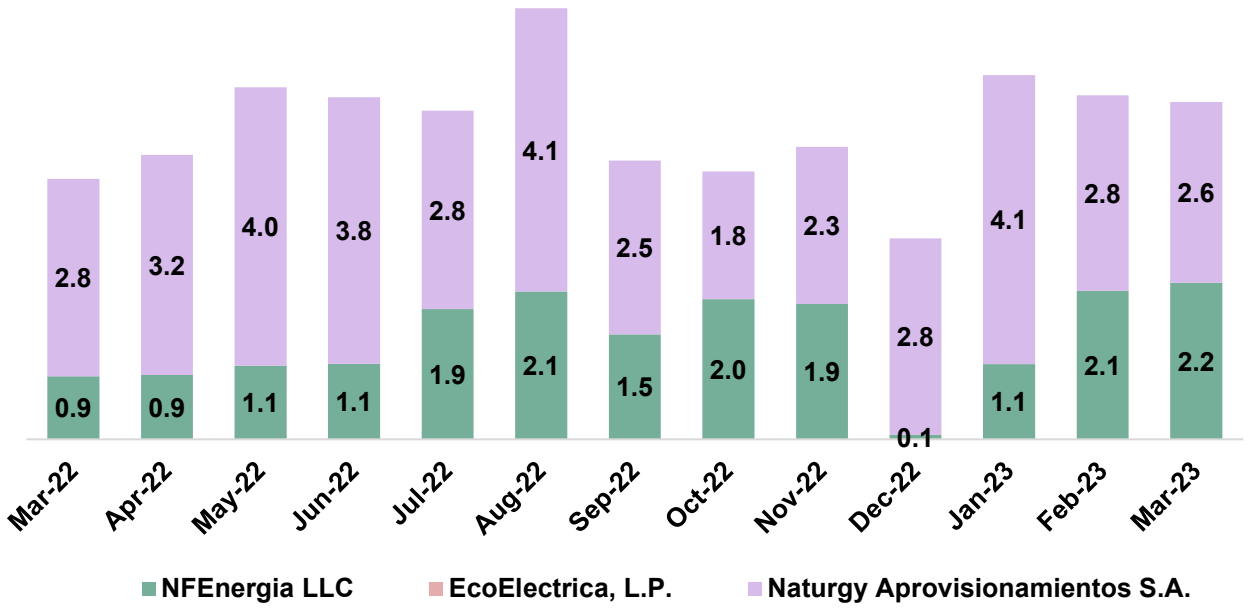
U.S. LNG Import Volume by Terminal (Bcf)



U.S. LNG Import Volume by Company (Bcf)



U.S. LNG Import Volume by Company, Puerto Rico (Bcf)



NOTES AND DEFINITIONS

- 1) Import prices are landed and include the price of the LNG, the transportation cost to the U.S. terminal, and the cost of offloading the LNG. Landed prices do not include regasification fees.
- 2) The data are provided by importers and exporters as a condition of their authorizations (which are issued by this office). They are reported as filed, after DOE review and any subsequent revisions by importers and exporters.
- 3) Spot cargos [S] are a one-time transaction for near-term delivery of a specific quantity of LNG at a specific location. Spot cargos could be included in either long-term or short-term authorization types.
- 4) Split cargos [*] refer to a single shipment of LNG where portions of the cargo have different transactional characteristics. For instance, a single cargo can have more than one buyer, supplier, price, unloading port, loading port, or DOE authorization.
- 5) Commissioning cargos [C] refer to pre-commercial cargos loaded while export facility operations are still undergoing final testing and inspection. Commissioning cargos may occur multiple times for the same facility as individual LNG trains enter service.
- 6) Export prices are free on board (FOB) and are inclusive of all costs of the LNG up to the point of export, including commodity costs and liquefaction fees. Prior to July 2019, cargo prices that include liquefaction fees are indicated by the footnote [L].
- 7) Short-term imports or exports are those cargos imported or exported under a company's short-term or "blanket" authorization. This type of authorization covers supply contracts with terms up to 2 years, including spot cargos. The authorization is not based on a specific supply contract, but covers all of the importer's short-term supply deals. DOE does not have copies of those contracts and they are not filed with the applications.
- 8) Long-term imports or exports are those cargos imported or exported under a company's long-term authorization. This type of authorization is tied to one specific supply contract with a term of more than two years. Redacted copies of the contracts are available on our website (please see below).
- 9) Authorization holders are required to file volume data in thousand cubic feet (Mcf). Therefore, data collected does not necessarily include equivalent amounts of energy, measured in million British thermal units (MMBtu).
- 10) Prices for re-exports are the prices at the point of export, also known as FOB (free on board).
- 11) Data are current as of the publication date. Any revisions to reported data will be published in the next scheduled LNG Monthly.

Our web address is: www.fossil.energy.gov
Click "Services," then click "Natural Gas Regulation."



U.S. DEPARTMENT OF
ENERGY | Fossil Energy and
Carbon Management
OFFICE OF RESOURCE SUSTAINABILITY