



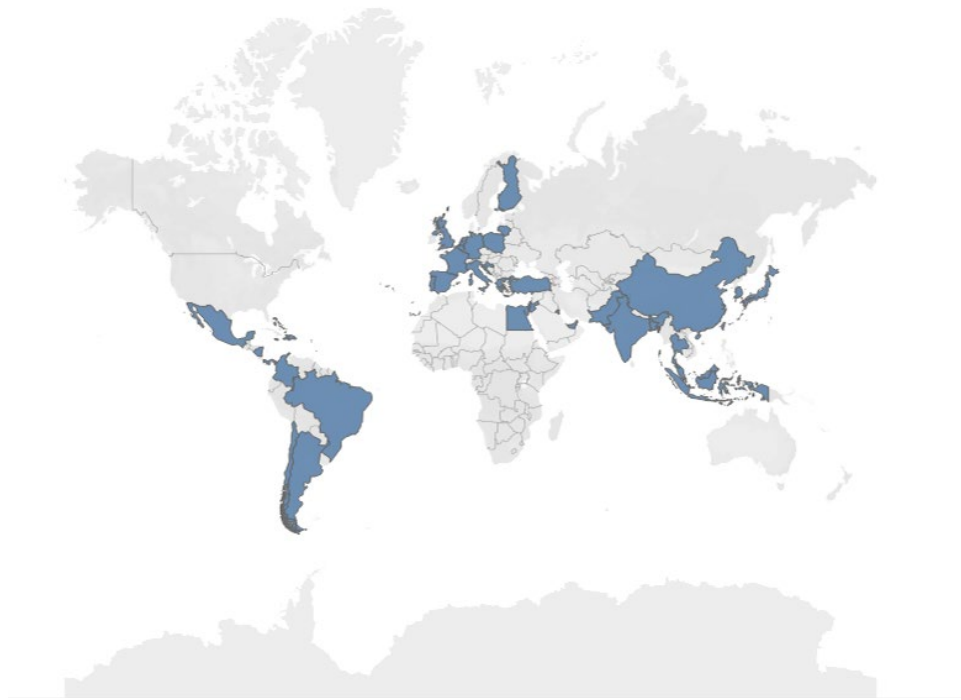
U.S. DEPARTMENT OF
ENERGY

Fossil Energy and
Carbon Management

OFFICE OF RESOURCE SUSTAINABILITY

LNG Monthly

Published April 2023



Map shows Countries of Destination of Exports of Domestically-Produced LNG
(February 2016 through February 2023)

To be placed on the LNG Monthly email distribution list, please add your contact information here:

https://public.govdelivery.com/accounts/USDOEOFE/subscriber/new?utm_medium=email&utm_source=govdelivery

All other inquiries, please send an email to nreports@hq.doe.gov.

For electronic version: <https://www.energy.gov/fe/listings/lng-reports>

Table of Contents

Cumulative Map of LNG Exports

| | | |
|----------|---|----|
| 1 | Summary | 1 |
| 1a | Table of Exports of Domestically-Produced LNG Delivered by Region – from February 2016 | 1 |
| 1b | Shipments of Domestically-Produced LNG Delivered by Country – from February 2016 | 2 |
| 1c | Domestically-Produced LNG Exported by Point of Exit | 3 |
| 1d | Domestically-Produced LNG Exported by Region..... | 3 |
| 1e | Volumes and Percentages of FTA and nFTA Shipments of Domestically-Produced LNG Delivered..... | 4 |
| 1f | Domestically-Produced LNG Delivered by Point of Exit per month..... | 5 |
| 1g | Vessel-Borne Imports of LNG by Point of Entry per month | 6 |
| | (i) Vessel-Borne Imports of LNG to Continental United States..... | 6 |
| | (ii) Vessel-Borne Imports of LNG to Puerto Rico | 7 |
| 1h | Destination of Domestically-Produced LNG Delivered by Country and Region with Trade Agreement Status..... | 8 |
| 2 | LNG Activity | |
| 2a | Shipments of Domestically-Produced LNG Delivered YTD 2023..... | |
| | (i) Sabine Pass..... | 9 |
| | (ii) Cove Point..... | 11 |
| | (iii) Corpus Christi | 12 |
| | (iv) Cameron | 14 |
| | (v) Freeport | 15 |
| | (vi) Elba Island | 16 |
| | (vii) Venture Global Calcasieu Pass, LLC..... | 17 |
| 2b | Shipments of Domestically-Produced LNG Shipped by ISO Container YTD 2023 | 18 |
| 2c | Shipments of LNG Re-Exported YTD 2022..... | 23 |
| 2d | LNG Imports by Country, Point of Entry, and Importer | 24 |
| 2e | Shipments of LNG Received YTD 2023..... | 25 |
| 2f | Shipments of LNG Received YTD 2023, Puerto Rico | 26 |
| 3 | Graphical Summaries | 27 |
| 4 | Notes and Definitions | 30 |

Summary

Overview of Activity for February 2023

- **Top five countries of destination, representing 63.0% of total U.S. LNG exports in February 2023**
 - United Kingdom (71.7 Bcf), France (39.5 Bcf), Netherlands (39.3 Bcf), Spain (32.1 Bcf), and South Korea (22.7 Bcf)
- **326.0 Bcf of exports in February 2023**
 - 3.2% decrease from January 2023
 - 3.0% more than February 2022
- **100 cargos shipped in February 2023**
 - Sabine Pass (34), Cameron (33), Corpus Christi (18), Cove Point (6), Freeport (6), and Elba (3)
 - 102 cargos in January 2023
 - 93 cargos in February 2022

1a. Table of Exports of Domestically-Produced LNG Delivered by Region (Cumulative from February 2016 through February 2023)

| Region | Number of Countries Receiving Per Region | Volume Exported (Bcf) | Percentage Receipts of Total Volume Exported (%) | Number of Cargos* |
|-----------------------------------|--|-----------------------|--|-------------------|
| East Asia and Pacific | 8 | 4,589.9 | 32.2% | 1358 |
| Europe and Central Asia | 15 | 6,294.0 | 44.1% | 1969 |
| Latin America and the Caribbean** | 13 | 2,154.9 | 15.1% | 769 |
| Middle East and North Africa | 5 | 376.6 | 2.6% | 110 |
| South Asia | 3 | 847.8 | 5.9% | 252 |
| Sub-Saharan Africa | 0 | 0.0 | 0.0% | 0 |
| Total LNG Exports | 44 | 14,263.3 | 100.0% | 4,458 |

*Split cargos counted as both individual cargos and countries

**Number of cargos does not include the shipments by ISO container

1b. Shipments of Domestically-Produced LNG Delivered – by Country (Cumulative from February 2016 through February 2023)

| Country of Destination | Region | Number of Cargos | Volume (Bcf of Natural Gas) | Percentage of Total U.S LNG Exports (%) |
|--|---------------------------------|------------------|-----------------------------|---|
| 1. South Korea* | East Asia and Pacific | 509 | 1,769.0 | 12.4% |
| 2. Japan* | East Asia and Pacific | 373 | 1,274.3 | 8.9% |
| 3. United Kingdom* | Europe and Central Asia | 339 | 1,124.0 | 7.9% |
| 4. Spain* | Europe and Central Asia | 349 | 1,097.0 | 7.7% |
| 5. France* | Europe and Central Asia | 321 | 1,045.3 | 7.3% |
| 6. China* | East Asia and Pacific | 294 | 1,002.8 | 7.0% |
| 7. Netherlands* | Europe and Central Asia | 242 | 810.6 | 5.7% |
| 8. India* | South Asia | 192 | 651.1 | 4.6% |
| 9. Turkiye* | Europe and Central Asia | 201 | 645.0 | 4.5% |
| 10. Brazil* | Latin America and the Caribbean | 217 | 608.3 | 4.3% |
| 11. Mexico* | Latin America and the Caribbean | 165 | 550.1 | 3.9% |
| 12. Chile* | Latin America and the Caribbean | 133 | 422.6 | 3.0% |
| 13. Italy* | Europe and Central Asia | 106 | 339.0 | 2.4% |
| 14. Taiwan* | East Asia and Pacific | 106 | 333.6 | 2.3% |
| 15. Poland* | Europe and Central Asia | 88 | 290.7 | 2.0% |
| 16. Portugal* | Europe and Central Asia | 86 | 274.4 | 1.9% |
| 17. Argentina* | Latin America and the Caribbean | 111 | 267.4 | 1.9% |
| 18. Greece* | Europe and Central Asia | 77 | 185.5 | 1.3% |
| 19. Dominican Republic* | Latin America and the Caribbean | 68 | 164.9 | 1.2% |
| 20. Kuwait | Middle East and North Africa | 45 | 156.4 | 1.1% |
| 21. Lithuania | Europe and Central Asia | 50 | 154.0 | 1.1% |
| 22. Belgium* | Europe and Central Asia | 47 | 152.6 | 1.1% |
| 23. Pakistan* | South Asia | 40 | 128.9 | 0.9% |
| 24. Croatia | Europe and Central Asia | 42 | 125.6 | 0.9% |
| 25. Jordan* | Middle East and North Africa | 36 | 124.2 | 0.9% |
| 26. Singapore* | East Asia and Pacific | 33 | 107.4 | 0.8% |
| 27. Thailand* | East Asia and Pacific | 26 | 88.5 | 0.6% |
| 28. Bangladesh* | South Asia | 20 | 67.8 | 0.5% |
| 29. Jamaica* | Latin America and the Caribbean | 26 | 57.4 | 0.4% |
| 30. Panama* | Latin America and the Caribbean | 31 | 54.7 | 0.4% |
| 31. United Arab Emirates | Middle East and North Africa | 15 | 51.1 | 0.4% |
| 32. Germany | Europe and Central Asia | 9 | 29.7 | 0.2% |
| 33. Israel* | Middle East and North Africa | 9 | 28.0 | 0.2% |
| 34. Colombia* | Latin America and the Caribbean | 18 | 24.2 | 0.2% |
| 35. Malta* | Europe and Central Asia | 11 | 20.1 | 0.1% |
| 36. Egypt* | Middle East and North Africa | 5 | 16.9 | 0.1% |
| 37. Indonesia* | East Asia and Pacific | 16 | 10.7 | 0.1% |
| 38. Malaysia | East Asia and Pacific | 1 | 3.7 | 0.0% |
| 39. Finland | Europe and Central Asia | 1 | 0.3 | 0.0% |
| Total Exports by Vessel | | 4,458 | 14,258.1 | |
| Germany | Europe and Central Asia | 1 | 0.0 | 0.0% |
| 40. Antigua and Barbuda | Latin America and the Caribbean | 40 | 0.0 | 0.0% |
| 41. Nicaragua | Latin America and the Caribbean | 1 | 0.0 | 0.0% |
| 42. Haiti | Latin America and the Caribbean | 134 | 0.4 | 0.0% |
| 43. Barbados | Latin America and the Caribbean | 305 | 1.3 | 0.0% |
| Jamaica | Latin America and the Caribbean | 161 | 1.6 | 0.0% |
| 44. Bahamas | Latin America and the Caribbean | 686 | 1.9 | 0.0% |
| Total Exports by ISO | | 1328 | 5.2 | |
| Total Exports by Vessel and ISO | | 5,786 | 14,263.3 | |

Note:

Volume and Number of Cargos are the cumulative totals of each individual Country of Destination by Region starting from February 2016.

Jamaica has received U.S. LNG exports by both vessel and ISO container. The volumes are totaled separately

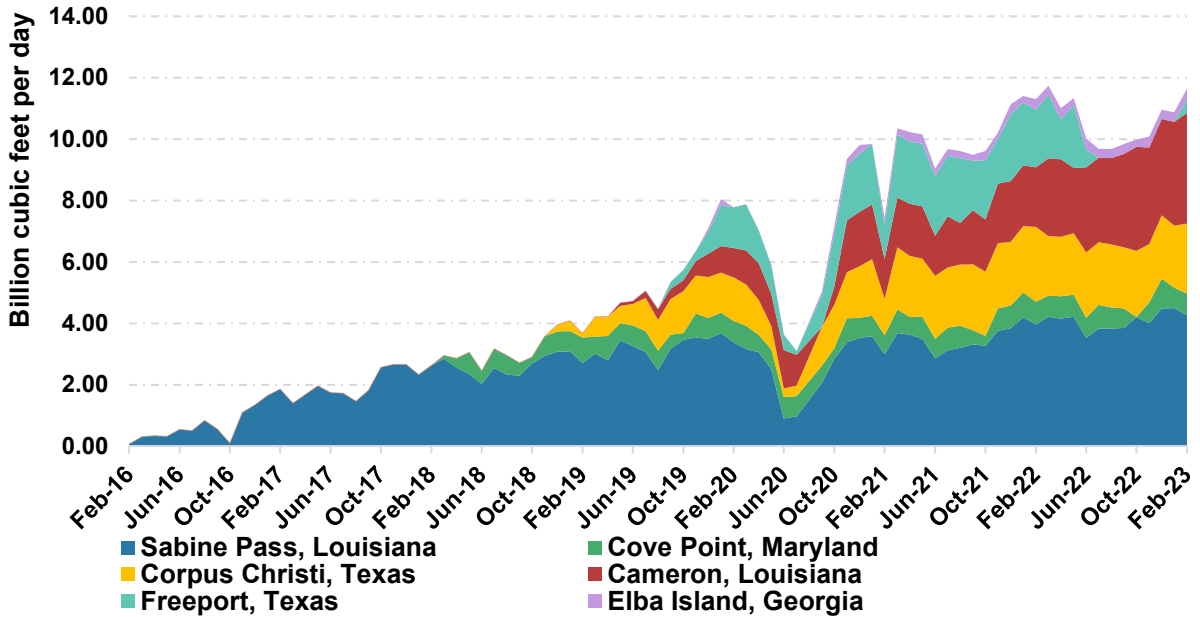
* Split cargos counted as both individual cargos and countries.

Vessel = LNG Exports by Vessel and ISO container = LNG Exports by Vessel in ISO Containers.

Does not include re-exports of previously-imported LNG. See table 2c for re-exports data.

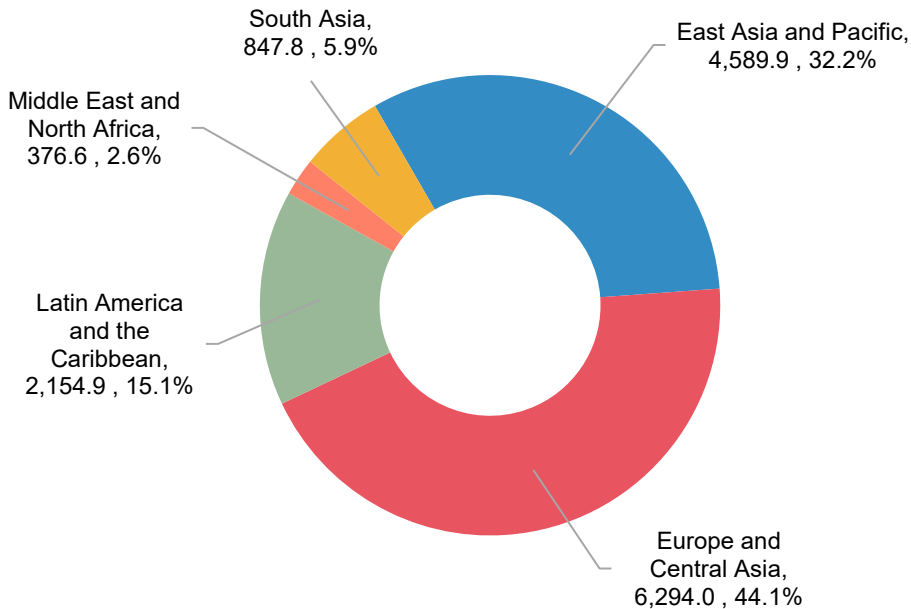
Totals may not equal sum of components because of independent rounding.

1c. Domestically-Produced LNG Exported by Point of Exit (February 2016 through February 2023)



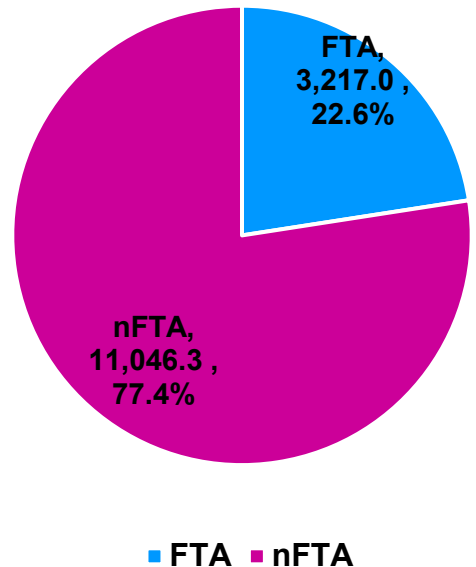
The Cameron, LA point of exit includes exports from Cameron LNG and Venture Global Calcasieu Pass.

1d. Domestically-Produced LNG Exported by Region (Cumulative from February 2016 through February 2023) (Bcf, %)



1e. Volumes and Percentages of FTA and nFTA Shipments of Domestically-Produced LNG Delivered (Cumulative from February 2016 through February 2023)

| | Volume (Bcf) | Percentage of Total Volume | Number of Countries |
|--------------------------|-----------------|----------------------------|---------------------|
| FTA | 3,217.0 | 22.6% | 8 |
| nFTA | 11,046.3 | 77.4% | 36 |
| Total LNG Exports | 14,263.3 | 100.0% | 44 |



Spot cargos total 616.4 Bcf - or 4.3 percent - of the 14,263.3 Bcf total volume of shipments.

These totals are cumulative starting from February 2016 through February 2023 - a cumulative listing of cargos and regions in Table 1b and a cumulative list of FTAs and nFTAs in Table 1h.

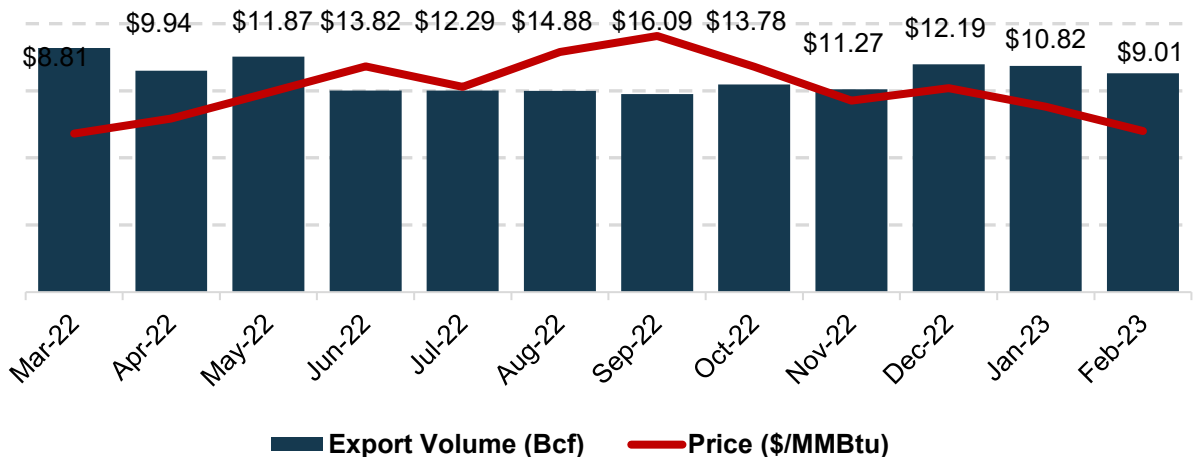
FTA Countries that Require National Treatment for Trade in Natural Gas -As of October 31, 2012, the United States has FTAs that require national treatment for trade in natural gas with Australia, Bahrain, Canada, Chile, Colombia, Dominican Republic, El Salvador, Guatemala, Honduras, Jordan, Mexico, Morocco, Nicaragua, Oman, Panama, Peru, Republic of Korea and Singapore. Panama is the most recent country with which the United States has entered into a FTA that requires national treatment for trade in natural gas, effective October 31, 2012. Not all countries that have a FTA with the United States require national treatment for trade in natural gas (i.e. Costa Rica and Israel). A list of all countries with which the United States has a FTA can be found at: <http://www.ustr.gov/trade-agreements/free-trade-agreements>.

More information can be found on DOE's website - <https://energy.gov/fe/services/natural-gas-regulation/how-obtain-authorization-import-andor-export-natural-gas-and-lng>

Totals may not equal sum of components because of independent rounding.

1f. Domestically-Produced LNG Exported – Volume (Bcf) and Weighted Average price (\$/MMBtu) by Point of Exit per month

| | Mar-22 | Apr-22 | May-22 | Jun-22 | Jul-22 | Aug-22 | Sep-22 | Oct-22 | Nov-22 | Dec-22 | Jan-23 | Feb-23 | Total |
|---------------------------|---------------|---------------|----------------|----------------|----------------|----------------|----------------|----------------|----------------|----------------|----------------|---------------|----------------|
| Sabine Pass, LA | 130.5 | 124.6 | 130.7 | 105.7 | 118.5 | 118.7 | 115.6 | 130.4 | 120.1 | 139.2 | 139.2 | 119.5 | 1,603.6 |
| | \$7.92 | \$8.80 | \$10.93 | \$12.90 | \$10.50 | \$12.71 | \$13.71 | \$10.85 | \$9.26 | \$10.43 | \$8.67 | \$6.72 | \$10.19 |
| Cove Point, MD | 21.4 | 21.8 | 22.2 | 19.7 | 24.2 | 21.4 | 18.8 | 0 | 20.4 | 29.8 | 20.8 | 19.4 | 260.9 |
| | \$8.57 | \$9.32 | \$10.85 | \$12.33 | \$11.28 | \$12.36 | \$13.61 | 0 | \$10.10 | \$10.98 | \$8.67 | \$8.35 | \$10.52 |
| Corpus Christi, TX | 60.1 | 58.3 | 62.0 | 63.7 | 63.1 | 63.4 | 59.8 | 66.8 | 57.0 | 64.1 | 62.6 | 64.1 | 813.2 |
| | \$9.81 | \$10.48 | \$11.95 | \$13.57 | \$12.17 | \$14.70 | \$15.99 | \$12.42 | \$10.36 | \$10.60 | \$10.74 | \$7.06 | \$11.58 |
| Cameron, LA | 78.6 | 75.4 | 65.8 | 83.3 | 85.2 | 87.2 | 91.1 | 104.9 | 94.1 | 97.1 | 104.8 | 100.8 | 1122.7 |
| | \$9.76 | \$12.33 | \$14.85 | \$16.05 | \$15.15 | \$18.92 | \$19.89 | \$18.38 | \$14.82 | \$16.34 | \$14.33 | \$12.99 | \$15.10 |
| Freeport, TX | 64.5 | 39.3 | 63.5 | 17.3 | 0 | 0 | 0 | 0 | 0 | 0 | 0 | 11.6 | 248.6 |
| | \$8.42 | \$9.07 | \$11.23 | \$12.83 | 0 | 0 | 0 | 0 | 0 | 0 | 0 | 8.23 | \$9.79 |
| Elba Island, GA | 8.7 | 10.8 | 6.9 | 10.7 | 9.1 | 9.2 | 9.7 | 7.4 | 10.6 | 9.4 | 9.4 | 10.6 | 122.2 |
| | \$10.12 | \$7.93 | \$9.66 | \$11.40 | \$12.20 | \$11.58 | \$14.31 | \$12.53 | \$9.62 | \$10.14 | \$8.81 | \$10.72 | \$10.69 |
| Total | 363.8 | 330.1 | 351.1 | 300.4 | 300.2 | 299.9 | 295.1 | 309.4 | 302.3 | 339.6 | 336.9 | 326.0 | 4,171.3 |
| | \$8.81 | \$9.94 | \$11.87 | \$13.82 | \$12.29 | \$14.88 | \$16.09 | \$13.78 | \$11.27 | \$12.19 | \$10.82 | \$9.01 | \$11.79 |



Notes:

Prices are free on board (FOB) and are inclusive of all costs of the LNG up to the point of export, including commodity costs and liquefaction fees.

Does not include re-exports of previously-imported LNG. See table 2c for re-exports data.

Totals may not equal sum of components because of independent rounding.

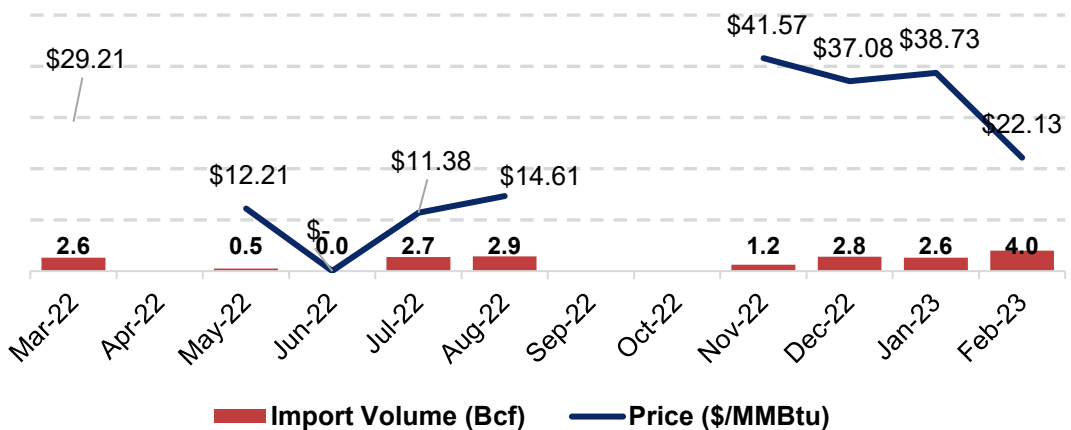
The Cameron, LA point of exit includes exports from Cameron LNG and Venture Global Calcasieu Pass.

W - Withheld to avoid disclosure of individual company data.

DOE has a confidentiality policy for certain data elements collected on Form FE-746R that allows DOE to publish a monthly volume-weighted average price for each point of LNG import or export, but not a price for each individual imported or exported LNG cargo. For additional information, please see the Federal Register Notice concerning this Information Collection Extension at <https://www.federalregister.gov/documents/2018/08/30/2018-18829/information-collection-extension>.

1g(i). Vessel-Borne Imports of LNG – Volume (Bcf) and Weighted Average price (\$/MMBtu) by Point of Entry per month

| | Mar-22 | Apr-22 | May-22 | Jun-22 | Jul-22 | Aug-22 | Sep-22 | Oct-22 | Nov-22 | Dec-22 | Jan-23 | Feb-23 | Total |
|------------------------------|---------|--------|--------|--------|--------|--------|--------|--------|--------|--------|--------|--------|---------|
| Elba Island, GA | - | - | - | - | - | - | - | - | - | - | - | - | - |
| Everett, MA | 2.6 | - | 0.5 | - | 2.7 | 2.9 | - | - | 1.2 | 2.8 | 2.6 | 4.0 | 19.3 |
| | \$29.21 | - | W | - | W | W | - | - | W | W | W | W | \$25.83 |
| Northeast Gateway, MA | - | - | - | - | - | - | - | - | - | - | - | - | - |
| Cove Point, MD | - | - | - | - | - | - | - | - | - | - | - | - | - |
| Total | 2.6 | - | 0.5 | - | 2.7 | 2.7 | - | - | - | - | - | - | 19.3 |
| | \$29.21 | - | W | - | W | W | - | - | - | - | - | - | \$25.29 |



Notes:

Import prices are landed and include the price of the LNG, the transportation cost to the U.S. terminal, and the cost of offloading the LNG. Landed prices do not include regasification fees.

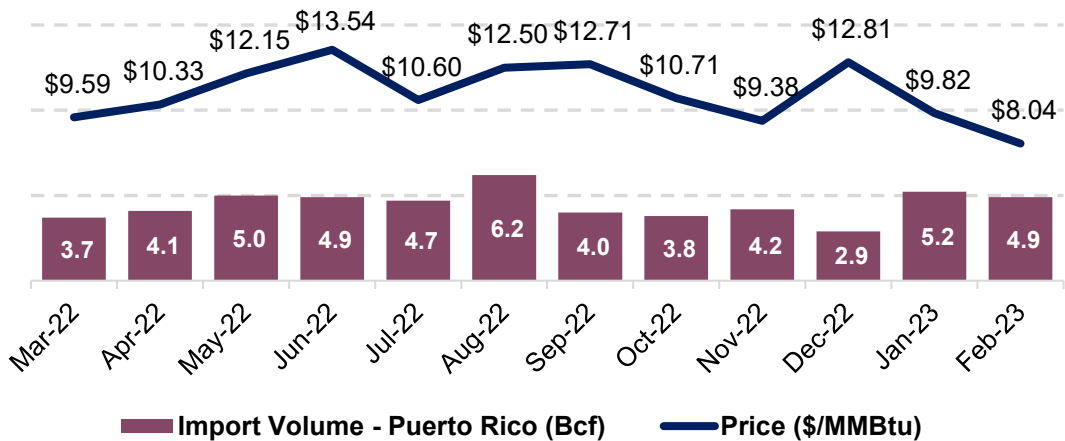
Totals may not equal sum of components because of independent rounding.

W – Withheld to avoid disclosure of individual company data.

DOE has a confidentiality policy for certain data elements collected on Form FE-746R that allows DOE to publish a monthly volume-weighted average price for each point of LNG import or export, but not a price for each individual imported or exported LNG cargo. For additional information, please see the Federal Register Notice concerning this Information Collection Extension at <https://www.federalregister.gov/documents/2018/08/30/2018-18829/information-collection-extension>.

1g(ii). Vessel-Borne Imports of LNG to Puerto Rico – Volume (Bcf) and Weighted Average price (\$/MMBtu) per month

| | Mar-22 | Apr-22 | May-22 | Jun-22 | Jul-22 | Aug-22 | Sep-22 | Oct-22 | Nov-22 | Dec-22 | Jan-23 | Feb-23 | Total |
|--------------------|--------|---------|---------|---------|---------|---------|---------|---------|--------|---------|--------|--------|----------------|
| Puerto Rico | 3.7 | 4.1 | 5.0 | 4.9 | 4.7 | 6.2 | 4.0 | 3.8 | 4.2 | 2.9 | 5.2 | 4.9 | 53.7 |
| | \$9.59 | \$10.33 | \$12.15 | \$13.54 | \$10.60 | \$12.50 | \$12.71 | \$10.71 | \$9.38 | \$12.81 | \$9.82 | \$8.04 | \$11.02 |



Notes:

Import prices are landed and include the price of the LNG, the transportation cost to the U.S. terminal, and the cost of offloading the LNG. Landed prices do not include regasification fees.

Totals may not equal sum of components because of independent rounding.

W - Withheld to avoid disclosure of individual company data.

DOE has a confidentiality policy for certain data elements collected on Form FE-746R that allows DOE to publish a monthly volume-weighted average price for each point of LNG import or export, but not a price for each individual imported or exported LNG cargo. For additional information, please see the Federal Register Notice concerning this Information Collection Extension at <https://www.federalregister.gov/documents/2018/08/30/2018-18829/information-collection-extension>.

1h. Destination of Domestically-Produced LNG Delivered by Country and Region with Trade Agreement Status (February 2016 through February 2023)

| Country of Destination | Region | FTA or nFTA | Type of FTA | Name of FTA |
|------------------------|---------------------------------|-------------|--------------|--|
| Antigua and Barbuda | Latin America and the Caribbean | nFTA | | |
| Argentina | Latin America and the Caribbean | nFTA | | |
| Bahamas (ISO) | Latin America and the Caribbean | nFTA | | |
| Bangladesh | South Asia | nFTA | | |
| Barbados (ISO) | Latin America and the Caribbean | nFTA | | |
| Belgium | Europe and Central Asia | nFTA | | |
| Brazil | Latin America and the Caribbean | nFTA | | |
| Chile | Latin America and the Caribbean | FTA | Bilateral | United States-Chile Free Trade Agreement |
| China | East Asia and Pacific | nFTA | | |
| Colombia | Latin America and the Caribbean | FTA | Bilateral | United States- Colombia Trade Promotion Agreement |
| Croatia | Europe and Central Asia | nFTA | | |
| Dominican Republic | Latin America and the Caribbean | FTA | Multilateral | CAFTA-DR |
| Egypt | Middle East and North Africa | nFTA | | |
| Finland | Europe and Central Asia | nFTA | | |
| France | Europe and Central Asia | nFTA | | |
| Germany | Europe and Central Asia | nFTA | | |
| Greece | Europe and Central Asia | nFTA | | |
| Haiti | Latin America and the Caribbean | nFTA | | |
| India | South Asia | nFTA | | |
| Indonesia | East Asia and Pacific | nFTA | | |
| Israel ⁴ | Middle East and North Africa | FTA | Bilateral | United States-Israel Free Trade Agreement |
| Italy | Europe and Central Asia | nFTA | | |
| Jamaica | Latin America and the Caribbean | nFTA | | |
| Japan | East Asia and Pacific | nFTA | | |
| Jordan | Middle East and North Africa | FTA | Bilateral | United States-Jordan Free Trade Agreement |
| Kuwait | Middle East and North Africa | nFTA | | |
| Lithuania | Europe and Central Asia | nFTA | | |
| Malaysia | East Asia and Pacific | nFTA | | |
| Malta ¹ | Europe and Central Asia | nFTA | | |
| Mexico ² | Latin America and the Caribbean | FTA | Multilateral | USMCA - United States-Mexico-Canada Agreement ³ |
| Netherlands | Europe and Central Asia | nFTA | | |
| Nicaragua | Latin America and the Caribbean | FTA | | CAFTA-DR |
| Pakistan | South Asia | nFTA | | |
| Panama | Latin America and the Caribbean | FTA | Bilateral | U.S.- Panama Trade Promotion Agreement |
| Poland | Europe and Central Asia | nFTA | | |
| Portugal | Europe and Central Asia | nFTA | | |
| Singapore | East Asia and Pacific | FTA | Bilateral | Singapore FTA |
| South Korea | East Asia and Pacific | FTA | Bilateral | KORUS - U.S.-Korea Free Trade Agreement |
| Spain | Europe and Central Asia | nFTA | | |
| Taiwan | East Asia and Pacific | nFTA | | |
| Thailand | East Asia and Pacific | nFTA | | |
| Turkey | Europe and Central Asia | nFTA | | |
| United Arab Emirates | Middle East and North Africa | nFTA | | |
| United Kingdom | Europe and Central Asia | nFTA | | |

Source: Office of the United States Trade Representative and the World Bank

¹For classification purposes, Malta is included in the Europe and Central Asia region.

²For classification purposes, Mexico is included in the Latin America and the Caribbean region.

³USMCA entered into force on 1 July 2020. These data previously attributed to the North American Free Trade Agreement (NAFTA).

⁴For classification purposes, the U.S. FTA with Israel does not require national treatment for natural gas, meaning natural gas is not covered as a good or service under the FTA.

VESSEL-BORNE EXPORTS OF DOMESTICALLY-PRODUCED LIQUEFIED NATURAL GAS (LNG)

Table 2a(i)

| Date of Departure | Name of Exporter | Supplier | Docket Number | Docket Term | Country of Destination | Name of Tanker | Departure Terminal | Volume (Mcf of Natural Gas) | Notes |
|-------------------|-------------------------------|-------------------------------|---------------|-------------|------------------------|--------------------------|------------------------|-----------------------------|-------|
| 1/3/2023 | Sabine Pass Liquefaction, LLC | Sabine Pass Liquefaction, LLC | 2010-111-LNG | Long-Term | Netherlands | ORION SEA | Sabine Pass, Louisiana | 3,334,763 | |
| 1/3/2023 | Sabine Pass Liquefaction, LLC | Sabine Pass Liquefaction, LLC | 2010-111-LNG | Long-Term | Poland | ARISTARCHOS | Sabine Pass, Louisiana | 3,390,179 | |
| 1/3/2023 | Sabine Pass Liquefaction, LLC | Sabine Pass Liquefaction, LLC | 2010-111-LNG | Long-Term | Poland | ARISTARCHOS | Sabine Pass, Louisiana | 312,630 | |
| 1/4/2023 | Sabine Pass Liquefaction, LLC | Sabine Pass Liquefaction, LLC | 2010-111-LNG | Long-Term | Spain | Seapeak Catalunya | Sabine Pass, Louisiana | 2,935,893 | |
| 1/5/2023 | Sabine Pass Liquefaction, LLC | Sabine Pass Liquefaction, LLC | 2010-111-LNG | Long-Term | China | Transgas Power | Sabine Pass, Louisiana | 3,568,977 | |
| 1/5/2023 | Sabine Pass Liquefaction, LLC | Sabine Pass Liquefaction, LLC | 2010-111-LNG | Long-Term | France | LNGShips Athena | Sabine Pass, Louisiana | 3,314,567 | |
| 1/6/2023 | Sabine Pass Liquefaction, LLC | Sabine Pass Liquefaction, LLC | 2010-111-LNG | Long-Term | France | Seapeak Bahrain | Sabine Pass, Louisiana | 3,638,238 | |
| 1/7/2023 | Sabine Pass Liquefaction, LLC | Sabine Pass Liquefaction, LLC | 2010-111-LNG | Long-Term | Turkiye | Seapeak Vancouver | Sabine Pass, Louisiana | 3,590,330 | |
| 1/7/2023 | Sabine Pass Liquefaction, LLC | Sabine Pass Liquefaction, LLC | 2010-85-LNG | Long-Term | South Korea | SM Seahawk | Sabine Pass, Louisiana | 3,669,389 | |
| 1/8/2023 | Sabine Pass Liquefaction, LLC | Sabine Pass Liquefaction, LLC | 2010-111-LNG | Long-Term | Italy | Minerva Limnos | Sabine Pass, Louisiana | 3,427,691 | |
| 1/8/2023 | Sabine Pass Liquefaction, LLC | Sabine Pass Liquefaction, LLC | 2010-111-LNG | Long-Term | Taiwan | Gaslog Wellington | Sabine Pass, Louisiana | 3,470,652 | |
| 1/9/2023 | Sabine Pass Liquefaction, LLC | Sabine Pass Liquefaction, LLC | 2010-111-LNG | Long-Term | France | Castillo De Merida | Sabine Pass, Louisiana | 3,281,713 | |
| 1/10/2023 | Sabine Pass Liquefaction, LLC | Sabine Pass Liquefaction, LLC | 2010-111-LNG | Long-Term | United Kingdom | Kool Orca | Sabine Pass, Louisiana | 3,697,138 | |
| 1/10/2023 | Sabine Pass Liquefaction, LLC | Sabine Pass Liquefaction, LLC | 2010-111-LNG | Long-Term | United Kingdom | BW Paris | Sabine Pass, Louisiana | 3,282,140 | |
| 1/11/2023 | Sabine Pass Liquefaction, LLC | Sabine Pass Liquefaction, LLC | 2010-111-LNG | Long-Term | Turkiye | Maran Gas Ulysses | Sabine Pass, Louisiana | 3,686,565 | |
| 1/12/2023 | Sabine Pass Liquefaction, LLC | Sabine Pass Liquefaction, LLC | 2010-111-LNG | Long-Term | Lithuania | Golar Seal | Sabine Pass, Louisiana | 3,401,713 | |
| 1/12/2023 | Sabine Pass Liquefaction, LLC | Sabine Pass Liquefaction, LLC | 2010-111-LNG | Long-Term | United Kingdom | Stena Crystal Sky | Sabine Pass, Louisiana | 3,679,996 | |
| 1/13/2023 | Sabine Pass Liquefaction, LLC | Sabine Pass Liquefaction, LLC | 2010-111-LNG | Long-Term | United Kingdom | Global Sealine | Sabine Pass, Louisiana | 3,554,815 | |
| 1/14/2023 | Sabine Pass Liquefaction, LLC | Sabine Pass Liquefaction, LLC | 2010-111-LNG | Long-Term | United Kingdom | Ribera del Duero Knutsen | Sabine Pass, Louisiana | 3,423,260 | |
| 1/14/2023 | Sabine Pass Liquefaction, LLC | Sabine Pass Liquefaction, LLC | 2010-111-LNG | Long-Term | United Kingdom | Celsius Carolina | Sabine Pass, Louisiana | 3,474,186 | |
| 1/15/2023 | Sabine Pass Liquefaction, LLC | Sabine Pass Liquefaction, LLC | 2010-111-LNG | Long-Term | Turkiye | Maran Gas Spetses | Sabine Pass, Louisiana | 3,626,497 | |
| 1/16/2023 | Sabine Pass Liquefaction, LLC | Sabine Pass Liquefaction, LLC | 2010-111-LNG | Long-Term | United Kingdom | Minerva Amorgos | Sabine Pass, Louisiana | 3,544,241 | |
| 1/18/2023 | Sabine Pass Liquefaction, LLC | Sabine Pass Liquefaction, LLC | 2010-111-LNG | Long-Term | Japan | Mu Lan | Sabine Pass, Louisiana | 3,674,282 | |
| 1/18/2023 | Sabine Pass Liquefaction, LLC | Sabine Pass Liquefaction, LLC | 2010-111-LNG | Long-Term | Turkiye | Adam LNG | Sabine Pass, Louisiana | 3,288,368 | |
| 1/19/2023 | Sabine Pass Liquefaction, LLC | Sabine Pass Liquefaction, LLC | 2010-111-LNG | Long-Term | Thailand | Celsius Canberra | Sabine Pass, Louisiana | 3,738,448 | |
| 1/20/2023 | Sabine Pass Liquefaction, LLC | Sabine Pass Liquefaction, LLC | 2010-111-LNG | Long-Term | Croatia | BW Magnolia | Sabine Pass, Louisiana | 2,913,046 | |
| 1/20/2023 | Sabine Pass Liquefaction, LLC | Sabine Pass Liquefaction, LLC | 2010-111-LNG | Long-Term | Turkiye | Pan Asia | Sabine Pass, Louisiana | 3,671,050 | |
| 1/22/2023 | Sabine Pass Liquefaction, LLC | Sabine Pass Liquefaction, LLC | 2010-111-LNG | Long-Term | France | NFE Grand | Sabine Pass, Louisiana | 2,991,183 | |
| 1/22/2023 | Sabine Pass Liquefaction, LLC | Sabine Pass Liquefaction, LLC | 2010-111-LNG | Long-Term | United Kingdom | Dorado LNG | Sabine Pass, Louisiana | 3,699,831 | |
| 1/22/2023 | Sabine Pass Liquefaction, LLC | Sabine Pass Liquefaction, LLC | 2010-85-LNG | Long-Term | South Korea | Golar Arctic | Sabine Pass, Louisiana | 2,971,489 | |
| 1/23/2023 | Sabine Pass Liquefaction, LLC | Sabine Pass Liquefaction, LLC | 2010-111-LNG | Long-Term | China | Sevilla Knutsen | Sabine Pass, Louisiana | 3,643,717 | |
| 1/25/2023 | Sabine Pass Liquefaction, LLC | Sabine Pass Liquefaction, LLC | 2010-111-LNG | Long-Term | Portugal | Gaslog Sydney | Sabine Pass, Louisiana | 3,295,236 | |
| 1/25/2023 | Sabine Pass Liquefaction, LLC | Sabine Pass Liquefaction, LLC | 2010-111-LNG | Long-Term | United Kingdom | Global Sea Spirit | Sabine Pass, Louisiana | 3,591,830 | |
| 1/26/2023 | Sabine Pass Liquefaction, LLC | Sabine Pass Liquefaction, LLC | 2010-111-LNG | Long-Term | Turkiye | Clean Copano | Sabine Pass, Louisiana | 4,252,061 | |
| 1/27/2023 | Sabine Pass Liquefaction, LLC | Sabine Pass Liquefaction, LLC | 2010-111-LNG | Long-Term | United Kingdom | Gaslog Westminster | Sabine Pass, Louisiana | 3,191,309 | |
| 1/27/2023 | Sabine Pass Liquefaction, LLC | Sabine Pass Liquefaction, LLC | 2010-85-LNG | Long-Term | South Korea | Hyundai Peacepia | Sabine Pass, Louisiana | 3,684,501 | |
| 1/28/2023 | Sabine Pass Liquefaction, LLC | Sabine Pass Liquefaction, LLC | 2010-85-LNG | Long-Term | South Korea | Hyundai Ecopia | Sabine Pass, Louisiana | 3,140,451 | |
| 1/29/2023 | Sabine Pass Liquefaction, LLC | Sabine Pass Liquefaction, LLC | 2010-111-LNG | Long-Term | United Kingdom | Gaslog Hong Kong | Sabine Pass, Louisiana | 3,485,095 | |
| 1/31/2023 | Sabine Pass Liquefaction, LLC | Sabine Pass Liquefaction, LLC | 2010-111-LNG | Long-Term | France | Gaslog Gladstone | Sabine Pass, Louisiana | 3,289,809 | |
| 1/31/2023 | Sabine Pass Liquefaction, LLC | Sabine Pass Liquefaction, LLC | 2010-111-LNG | Long-Term | Germany | LNG Schneeweisschen | Sabine Pass, Louisiana | 3,738,701 | |
| 1/31/2023 | Sabine Pass Liquefaction, LLC | Sabine Pass Liquefaction, LLC | 2010-111-LNG | Long-Term | Netherlands | Grace Freesia | Sabine Pass, Louisiana | 3,676,342 | |
| 2/2/2023 | Sabine Pass Liquefaction, LLC | Sabine Pass Liquefaction, LLC | 2010-111-LNG | Long-Term | Belgium | Flex Volunteer | Sabine Pass, Louisiana | 3,663,927 | |
| 2/3/2023 | Sabine Pass Liquefaction, LLC | Sabine Pass Liquefaction, LLC | 2010-111-LNG | Long-Term | United Kingdom | Maran Gas Agamemnon | Sabine Pass, Louisiana | 3,593,495 | |
| 2/4/2023 | Sabine Pass Liquefaction, LLC | Sabine Pass Liquefaction, LLC | 2010-111-LNG | Long-Term | Spain | Asklipios | Sabine Pass, Louisiana | 3,569,622 | |
| 2/4/2023 | Sabine Pass Liquefaction, LLC | Sabine Pass Liquefaction, LLC | 2010-111-LNG | Long-Term | United Kingdom | Cool Rider | Sabine Pass, Louisiana | 3,291,438 | |

[S] Spot – a one-time transaction for near-term delivery of a specific quantity of LNG at a specific location. Spot cargos could be included in either long-term or short-term authorized types.
 [*] Split cargo – a single shipment of LNG where portions of the cargo have different transactional characteristics. For instance, a single cargo can have more than one buyer, supplier, price, unloading port, loading port, or DOE authorization.
 [C] Commissioning cargo – pre-commercial cargo loaded while export facility operations are still undergoing final testing and inspection. Commissioning cargos may occur multiple times for the same facility as individual LNG trains enter service.
 Countries of destination are current as of publication date. Any updates to countries of destination reported will be published in the next scheduled *LNG Monthly*.

VESSEL-BORNE EXPORTS OF DOMESTICALLY-PRODUCED LIQUEFIED NATURAL GAS (LNG)

Table 2a(i)

| Date of Departure | Name of Exporter | Supplier | Docket Number | Docket Term | Country of Destination | Name of Tanker | Departure Terminal | Volume (Mcf of Natural Gas) | Notes |
|--|-------------------------------|-------------------------------|---------------|-------------|------------------------|----------------------|------------------------|-----------------------------|-------|
| 2/5/2023 | Sabine Pass Liquefaction, LLC | Sabine Pass Liquefaction, LLC | 2010-111-LNG | Long-Term | Spain | Castillo De Merida | Sabine Pass, Louisiana | 3,786,966 | |
| 2/6/2023 | Sabine Pass Liquefaction, LLC | Sabine Pass Liquefaction, LLC | 2010-111-LNG | Long-Term | France | Flex Aurora | Sabine Pass, Louisiana | 3,658,392 | |
| 2/6/2023 | Sabine Pass Liquefaction, LLC | Sabine Pass Liquefaction, LLC | 2010-85-LNG | Long-Term | South Korea | SM Eagle | Sabine Pass, Louisiana | 3,670,866 | |
| 2/7/2023 | Sabine Pass Liquefaction, LLC | Sabine Pass Liquefaction, LLC | 2010-111-LNG | Long-Term | Spain | Castillo De Caldelas | Sabine Pass, Louisiana | 3,199,305 | |
| 2/8/2023 | Sabine Pass Liquefaction, LLC | Sabine Pass Liquefaction, LLC | 2010-111-LNG | Long-Term | France | Isabella | Sabine Pass, Louisiana | 3,590,033 | |
| 2/8/2023 | Sabine Pass Liquefaction, LLC | Sabine Pass Liquefaction, LLC | 2010-111-LNG | Long-Term | France | Global Star | Sabine Pass, Louisiana | 3,565,751 | |
| 2/9/2023 | Sabine Pass Liquefaction, LLC | Sabine Pass Liquefaction, LLC | 2010-111-LNG | Long-Term | United Kingdom | MOL Hestia | Sabine Pass, Louisiana | 3,496,629 | |
| 2/10/2023 | Sabine Pass Liquefaction, LLC | Sabine Pass Liquefaction, LLC | 2010-111-LNG | Long-Term | Netherlands | Gaslog Geneva | Sabine Pass, Louisiana | 3,663,923 | |
| 2/10/2023 | Sabine Pass Liquefaction, LLC | Sabine Pass Liquefaction, LLC | 2010-111-LNG | Long-Term | United Kingdom | Gaslog Windsor | Sabine Pass, Louisiana | 3,183,247 | |
| 2/11/2023 | Sabine Pass Liquefaction, LLC | Sabine Pass Liquefaction, LLC | 2010-111-LNG | Long-Term | Poland | Cool Explorer | Sabine Pass, Louisiana | 3,411,536 | |
| 2/12/2023 | Sabine Pass Liquefaction, LLC | Sabine Pass Liquefaction, LLC | 2010-111-LNG | Long-Term | United Kingdom | ORION SEA | Sabine Pass, Louisiana | 3,372,881 | |
| 2/13/2023 | Sabine Pass Liquefaction, LLC | Sabine Pass Liquefaction, LLC | 2010-111-LNG | Long-Term | Turkiye | Clean Cajun | Sabine Pass, Louisiana | 4,173,874 | |
| 2/14/2023 | Sabine Pass Liquefaction, LLC | Sabine Pass Liquefaction, LLC | 2010-111-LNG | Long-Term | Germany | Seapeak Meridian | Sabine Pass, Louisiana | 3,253,699 | |
| 2/14/2023 | Sabine Pass Liquefaction, LLC | Sabine Pass Liquefaction, LLC | 2010-85-LNG | Long-Term | South Korea | Hyundai Princepia | Sabine Pass, Louisiana | 3,672,530 | |
| 2/15/2023 | Sabine Pass Liquefaction, LLC | Sabine Pass Liquefaction, LLC | 2010-111-LNG | Long-Term | Netherlands | SM Bluebird | Sabine Pass, Louisiana | 3,673,727 | |
| 2/16/2023 | Sabine Pass Liquefaction, LLC | Sabine Pass Liquefaction, LLC | 2010-111-LNG | Long-Term | Spain | Shaolin | Sabine Pass, Louisiana | 3,664,044 | |
| 2/17/2023 | Sabine Pass Liquefaction, LLC | Sabine Pass Liquefaction, LLC | 2010-111-LNG | Long-Term | France | Stena Crystal Sky | Sabine Pass, Louisiana | 3,691,387 | |
| 2/18/2023 | Sabine Pass Liquefaction, LLC | Sabine Pass Liquefaction, LLC | 2010-111-LNG | Long-Term | Poland | Lech Kaczynski | Sabine Pass, Louisiana | 3,518,417 | |
| 2/18/2023 | Sabine Pass Liquefaction, LLC | Sabine Pass Liquefaction, LLC | 2010-111-LNG | Long-Term | Spain | La Mancha Knutsen | Sabine Pass, Louisiana | 3,723,340 | |
| 2/19/2023 | Sabine Pass Liquefaction, LLC | Sabine Pass Liquefaction, LLC | 2010-111-LNG | Long-Term | Netherlands | LNGShips Athena | Sabine Pass, Louisiana | 3,549,972 | |
| 2/20/2023 | Sabine Pass Liquefaction, LLC | Sabine Pass Liquefaction, LLC | 2010-111-LNG | Long-Term | United Kingdom | Wilforce | Sabine Pass, Louisiana | 3,277,459 | |
| 2/21/2023 | Sabine Pass Liquefaction, LLC | Sabine Pass Liquefaction, LLC | 2010-111-LNG | Long-Term | Croatia | Gaslog Sydney | Sabine Pass, Louisiana | 2,887,607 | |
| 2/21/2023 | Sabine Pass Liquefaction, LLC | Sabine Pass Liquefaction, LLC | 2010-111-LNG | Long-Term | India | Energy Endeavour | Sabine Pass, Louisiana | 3,685,972 | |
| 2/22/2023 | Sabine Pass Liquefaction, LLC | Sabine Pass Liquefaction, LLC | 2010-111-LNG | Long-Term | Netherlands | Global Sealine | Sabine Pass, Louisiana | 3,473,691 | |
| 2/23/2023 | Sabine Pass Liquefaction, LLC | Sabine Pass Liquefaction, LLC | 2010-111-LNG | Long-Term | Belgium | Gaslog Galveston | Sabine Pass, Louisiana | 3,658,345 | |
| 2/24/2023 | Sabine Pass Liquefaction, LLC | Sabine Pass Liquefaction, LLC | 2010-111-LNG | Long-Term | Italy | Adam LNG | Sabine Pass, Louisiana | 3,434,342 | |
| 2/25/2023 | Sabine Pass Liquefaction, LLC | Sabine Pass Liquefaction, LLC | 2010-111-LNG | Long-Term | United Kingdom | Global Sea Spirit | Sabine Pass, Louisiana | 3,663,647 | |
| 2/27/2023 | Sabine Pass Liquefaction, LLC | Sabine Pass Liquefaction, LLC | 2010-111-LNG | Long-Term | Portugal | Iberica Knutsen | Sabine Pass, Louisiana | 2,945,426 | |
| 2/27/2023 | Sabine Pass Liquefaction, LLC | Sabine Pass Liquefaction, LLC | 2010-85-LNG | Long-Term | South Korea | K. Mugungwha | Sabine Pass, Louisiana | 3,217,937 | |
| 2/28/2023 | Sabine Pass Liquefaction, LLC | Sabine Pass Liquefaction, LLC | 2010-111-LNG | Long-Term | United Kingdom | Gui Ying | Sabine Pass, Louisiana | 3,571,510 | |
| TOTAL Exports of LNG from Sabine Pass | | | | | | | | 258,697,259 | |

[S] Spot – a one-time transaction for near-term delivery of a specific quantity of LNG at a specific location. Spot cargos could be included in either long-term or short-term authorized types.
 [*] Split cargo – a single shipment of LNG where portions of the cargo have different transactional characteristics. For instance, a single cargo can have more than one buyer, supplier, price, unloading port, loading port, or DOE authorization.
 [C] Commissioning cargo – pre-commercial cargo loaded while export facility operations are still undergoing final testing and inspection. Commissioning cargos may occur multiple times for the same facility as individual LNG trains enter service.
 Countries of destination are current as of publication date. Any updates to countries of destination reported will be published in the next scheduled LNG Monthly.

VESSEL-BORNE EXPORTS OF DOMESTICALLY-PRODUCED LIQUEFIED NATURAL GAS (LNG)

Table 2a(ii)

| Date of Departure | Name of Exporter | Supplier | Docket Number | Docket Term | Country of Destination | Name of Tanker | Departure Terminal | Volume (Mcf of Natural Gas) | Notes |
|---|--------------------|---------------------------|---------------|-------------|------------------------|-------------------------|----------------------|-----------------------------|-------|
| 1/6/2023 | Cove Point LNG, LP | ST Cove Point LLC | 2011-128-LNG | Long-Term | Japan | Energy Liberty | Cove Point, Maryland | 3,486,034 | |
| 1/11/2023 | Cove Point LNG, LP | GAIL Global (USA) LNG LLC | 2011-128-LNG | Long-Term | Greece | Maran Gas Mystras | Cove Point, Maryland | 3,206,942 | |
| 1/19/2023 | Cove Point LNG, LP | ST Cove Point LLC | 2011-128-LNG | Long-Term | Netherlands | Energy Universe | Cove Point, Maryland | 3,440,802 | |
| 1/22/2023 | Cove Point LNG, LP | GAIL Global (USA) LNG LLC | 2011-128-LNG | Long-Term | India | Gail Bhuwan | Cove Point, Maryland | 3,797,069 | |
| 1/27/2023 | Cove Point LNG, LP | GAIL Global (USA) LNG LLC | 2011-115-LNG | Long-Term | Mexico | Golar Ice | Cove Point, Maryland | 3,219,055 | |
| 1/28/2023 | Cove Point LNG, LP | ST Cove Point LLC | 2011-128-LNG | Long-Term | Germany | BW Pavilion Aranthera | Cove Point, Maryland | 3,641,378 | |
| 2/5/2023 | Cove Point LNG, LP | GAIL Global (USA) LNG LLC | 2011-128-LNG | Long-Term | Turkiye | BW Lesmes | Cove Point, Maryland | 3,215,017 | |
| 2/6/2023 | Cove Point LNG, LP | ST Cove Point LLC | 2011-128-LNG | Long-Term | Japan | LNG Fukurokuju | Cove Point, Maryland | 3,442,532 | |
| 2/15/2023 | Cove Point LNG, LP | GAIL Global (USA) LNG LLC | 2011-128-LNG | Long-Term | India | Castillo de Santisteban | Cove Point, Maryland | 3,656,600 | |
| 2/16/2023 | Cove Point LNG, LP | ST Cove Point LLC | 2011-128-LNG | Long-Term | Japan | Energy Glory | Cove Point, Maryland | 3,470,739 | |
| 2/24/2023 | Cove Point LNG, LP | GAIL Global (USA) LNG LLC | 2011-128-LNG | Long-Term | Netherlands | Dorado LNG | Cove Point, Maryland | 3,357,401 | |
| 2/27/2023 | Cove Point LNG, LP | BP Energy Company | 2011-128-LNG | Short-Term | Argentina | Golar Ice | Cove Point, Maryland | 2,287,060 | |
| TOTAL Exports of LNG from Cove Point | | | | | | | | 40,220,629 | |

[S] **Spot** – a one-time transaction for near-term delivery of a specific quantity of LNG at a specific location. Spot cargos could be included in either long-term or short-term authorized types.

[*] **Split cargo** – a single shipment of LNG where portions of the cargo have different transactional characteristics. For instance, a single cargo can have more than one buyer, supplier, price, unloading port, loading port, or DOE authorization.

[C] **Commissioning cargo** – pre-commercial cargo loaded while export facility operations are still undergoing final testing and inspection. Commissioning cargos may occur multiple times for the same facility as individual LNG trains enter service.

Countries of destination are current as of publication date. Any updates to countries of destination reported will be published in the next scheduled *LNG Monthly*.

VESSEL-BORNE EXPORTS OF DOMESTICALLY-PRODUCED LIQUEFIED NATURAL GAS (LNG)

Table 2a(iii)

| Date of Departure | Name of Exporter | Supplier | Docket Number | Docket Term | Country of Destination | Name of Tanker | Departure Terminal | Volume (Mcf of Natural Gas) | Notes |
|-------------------|--|----------------------------------|---------------|-------------|------------------------|-----------------------|-----------------------|-----------------------------|-------|
| 1/3/2023 | Cheniere Marketing, LLC and Corpus Christi Liquefaction, LLC | Corpus Christi Liquefaction, LLC | 2012-97-LNG | Long-Term | Spain | Adriano Knutsen | Corpus Christi, Texas | 3,735,782 | |
| 1/4/2023 | Cheniere Marketing, LLC and Corpus Christi Liquefaction, LLC | Corpus Christi Liquefaction, LLC | 2012-97-LNG | Long-Term | France | Gaslog Wales | Corpus Christi, Texas | 3,694,319 | |
| 1/5/2023 | Cheniere Marketing, LLC and Corpus Christi Liquefaction, LLC | Corpus Christi Liquefaction, LLC | 2012-97-LNG | Long-Term | Portugal | Cool Discoverer | Corpus Christi, Texas | 3,520,445 | |
| 1/7/2023 | Cheniere Marketing, LLC and Corpus Christi Liquefaction, LLC | Corpus Christi Liquefaction, LLC | 2012-97-LNG | Long-Term | Turkiye | Gaslog Galveston | Corpus Christi, Texas | 3,596,931 | |
| 1/9/2023 | Cheniere Marketing, LLC and Corpus Christi Liquefaction, LLC | Corpus Christi Liquefaction, LLC | 2012-97-LNG | Long-Term | China | Celsius Charlotte | Corpus Christi, Texas | 3,805,754 | |
| 1/10/2023 | Cheniere Marketing, LLC and Corpus Christi Liquefaction, LLC | Corpus Christi Liquefaction, LLC | 2012-97-LNG | Long-Term | Poland | Flex Endeavor | Corpus Christi, Texas | 2,718,618 | |
| 1/12/2023 | Cheniere Marketing, LLC and Corpus Christi Liquefaction, LLC | Corpus Christi Liquefaction, LLC | 2012-99-LNG | Long-Term | Dominican Republic | Point Fortin | Corpus Christi, Texas | 668,202 | [*] |
| 1/12/2023 | Cheniere Marketing, LLC and Corpus Christi Liquefaction, LLC | Corpus Christi Liquefaction, LLC | 2012-99-LNG | Long-Term | Panama | Point Fortin | Corpus Christi, Texas | 2,575,338 | [*] |
| 1/13/2023 | Cheniere Marketing, LLC and Corpus Christi Liquefaction, LLC | Corpus Christi Liquefaction, LLC | 2012-97-LNG | Long-Term | Netherlands | La Mancha Knutsen | Corpus Christi, Texas | 3,677,040 | |
| 1/14/2023 | Cheniere Marketing, LLC and Corpus Christi Liquefaction, LLC | Corpus Christi Liquefaction, LLC | 2012-97-LNG | Long-Term | Belgium | Adamastos | Corpus Christi, Texas | 3,640,426 | |
| 1/16/2023 | Cheniere Marketing, LLC and Corpus Christi Liquefaction, LLC | Corpus Christi Liquefaction, LLC | 2012-97-LNG | Long-Term | Italy | Traiano Knutsen | Corpus Christi, Texas | 3,497,340 | |
| 1/18/2023 | Cheniere Marketing, LLC and Corpus Christi Liquefaction, LLC | Corpus Christi Liquefaction, LLC | 2012-99-LNG | Long-Term | South Korea | Maran Gas Amorgos | Corpus Christi, Texas | 3,535,353 | |
| 1/19/2023 | Cheniere Marketing, LLC and Corpus Christi Liquefaction, LLC | Corpus Christi Liquefaction, LLC | 2012-97-LNG | Long-Term | Netherlands | Woodside Rees Withers | Corpus Christi, Texas | 3,684,715 | |
| 1/21/2023 | Cheniere Marketing, LLC and Corpus Christi Liquefaction, LLC | Corpus Christi Liquefaction, LLC | 2012-97-LNG | Long-Term | China | BW Pavilion Leeara | Corpus Christi, Texas | 3,428,237 | |
| 1/23/2023 | Cheniere Marketing, LLC and Corpus Christi Liquefaction, LLC | Corpus Christi Liquefaction, LLC | 2012-97-LNG | Long-Term | China | Bonito LNG | Corpus Christi, Texas | 3,449,218 | |
| 1/24/2023 | Cheniere Marketing, LLC and Corpus Christi Liquefaction, LLC | Corpus Christi Liquefaction, LLC | 2012-97-LNG | Long-Term | United Kingdom | LNG Endurance | Corpus Christi, Texas | 3,201,649 | |
| 1/25/2023 | Cheniere Marketing, LLC and Corpus Christi Liquefaction, LLC | Corpus Christi Liquefaction, LLC | 2012-97-LNG | Long-Term | Lithuania | Cobia LNG | Corpus Christi, Texas | 3,311,616 | |
| 1/27/2023 | Cheniere Marketing, LLC and Corpus Christi Liquefaction, LLC | Corpus Christi Liquefaction, LLC | 2012-97-LNG | Long-Term | Netherlands | Rioja Knutsen | Corpus Christi, Texas | 3,096,858 | |
| 1/29/2023 | Cheniere Marketing, LLC and Corpus Christi Liquefaction, LLC | Corpus Christi Liquefaction, LLC | 2012-97-LNG | Long-Term | Spain | Gaslog Warsaw | Corpus Christi, Texas | 3,730,278 | |
| 2/2/2023 | Cheniere Marketing, LLC and Corpus Christi Liquefaction, LLC | Corpus Christi Liquefaction, LLC | 2012-97-LNG | Long-Term | Croatia | Stena Blue Sky | Corpus Christi, Texas | 3,118,104 | |
| 2/3/2023 | Cheniere Marketing, LLC and Corpus Christi Liquefaction, LLC | Corpus Christi Liquefaction, LLC | 2012-97-LNG | Long-Term | United Kingdom | Maran Gas Posidonia | Corpus Christi, Texas | 3,451,317 | |
| 2/4/2023 | Cheniere Marketing, LLC and Corpus Christi Liquefaction, LLC | Corpus Christi Liquefaction, LLC | 2012-97-LNG | Long-Term | United Kingdom | LNG Abuja II | Corpus Christi, Texas | 3,704,048 | |
| 2/4/2023 | Cheniere Marketing, LLC and Corpus Christi Liquefaction, LLC | Corpus Christi Liquefaction, LLC | 2012-99-LNG | Long-Term | South Korea | Al Safliya | Corpus Christi, Texas | 4,454,489 | |
| 2/6/2023 | Cheniere Marketing, LLC and Corpus Christi Liquefaction, LLC | Corpus Christi Liquefaction, LLC | 2012-97-LNG | Long-Term | Portugal | Energy Atlantic | Corpus Christi, Texas | 3,192,347 | |
| 2/7/2023 | Cheniere Marketing, LLC and Corpus Christi Liquefaction, LLC | Corpus Christi Liquefaction, LLC | 2012-97-LNG | Long-Term | France | Elisa Larus | Corpus Christi, Texas | 3,691,054 | |

[S] Spot – a one-time transaction for near-term delivery of a specific quantity of LNG at a specific location. Spot cargos could be included in either long-term or short-term authorized types.

[*] Split cargo – a single shipment of LNG where portions of the cargo have different transactional characteristics. For instance, a single cargo can have more than one buyer, supplier, price, unloading port, loading port, or DOE authorization.

[C] Commissioning cargo – pre-commercial cargo loaded while export facility operations are still undergoing final testing and inspection. Commissioning cargos may occur multiple times for the same facility as individual LNG trains enter service.

Countries of destination are current as of publication date. Any updates to countries of destination reported will be published in the next scheduled *LNG Monthly*.

VESSEL-BORNE EXPORTS OF DOMESTICALLY-PRODUCED LIQUEFIED NATURAL GAS (LNG)

Table 2a(iii)

| Date of Departure | Name of Exporter | Supplier | Docket Number | Docket Term | Country of Destination | Name of Tanker | Departure Terminal | Volume (Mcf of Natural Gas) | Notes |
|---|--|----------------------------------|---------------|-------------|------------------------|--------------------------|-----------------------|-----------------------------|-------|
| 2/9/2023 | Cheniere Marketing, LLC and Corpus Christi Liquefaction, LLC | Corpus Christi Liquefaction, LLC | 2012-97-LNG | Long-Term | Spain | BW Tulip | Corpus Christi, Texas | 3,198,145 | |
| 2/11/2023 | Cheniere Marketing, LLC and Corpus Christi Liquefaction, LLC | Corpus Christi Liquefaction, LLC | 2012-97-LNG | Long-Term | Netherlands | Adriano Knutsen | Corpus Christi, Texas | 3,721,946 | |
| 2/13/2023 | Cheniere Marketing, LLC and Corpus Christi Liquefaction, LLC | Corpus Christi Liquefaction, LLC | 2012-97-LNG | Long-Term | Taiwan | Flex Endeavor | Corpus Christi, Texas | 3,540,663 | |
| 2/15/2023 | Cheniere Marketing, LLC and Corpus Christi Liquefaction, LLC | Corpus Christi Liquefaction, LLC | 2012-97-LNG | Long-Term | United Kingdom | Ribera del Duero Knutsen | Corpus Christi, Texas | 3,629,721 | |
| 2/17/2023 | Cheniere Marketing, LLC and Corpus Christi Liquefaction, LLC | Corpus Christi Liquefaction, LLC | 2012-97-LNG | Long-Term | France | Rias Baixas Knutsen | Corpus Christi, Texas | 3,688,652 | |
| 2/18/2023 | Cheniere Marketing, LLC and Corpus Christi Liquefaction, LLC | Corpus Christi Liquefaction, LLC | 2012-97-LNG | Long-Term | United Kingdom | Woodside Rees Withers | Corpus Christi, Texas | 3,685,752 | |
| 2/20/2023 | Cheniere Marketing, LLC and Corpus Christi Liquefaction, LLC | Corpus Christi Liquefaction, LLC | 2012-97-LNG | Long-Term | Taiwan | Fuji LNG | Corpus Christi, Texas | 3,016,353 | |
| 2/21/2023 | Cheniere Marketing, LLC and Corpus Christi Liquefaction, LLC | Corpus Christi Liquefaction, LLC | 2012-97-LNG | Long-Term | Netherlands | Adamastos | Corpus Christi, Texas | 3,588,188 | |
| 2/22/2023 | Cheniere Marketing, LLC and Corpus Christi Liquefaction, LLC | Corpus Christi Liquefaction, LLC | 2012-97-LNG | Long-Term | France | Maran Gas Alexandria | Corpus Christi, Texas | 3,189,376 | |
| 2/24/2023 | Cheniere Marketing, LLC and Corpus Christi Liquefaction, LLC | Corpus Christi Liquefaction, LLC | 2012-97-LNG | Long-Term | United Kingdom | Celsius Carolina | Corpus Christi, Texas | 3,858,705 | |
| 2/26/2023 | Cheniere Marketing, LLC and Corpus Christi Liquefaction, LLC | Corpus Christi Liquefaction, LLC | 2012-97-LNG | Long-Term | United Kingdom | Hellas Athina | Corpus Christi, Texas | 3,699,101 | |
| 2/28/2023 | Cheniere Marketing, LLC and Corpus Christi Liquefaction, LLC | Corpus Christi Liquefaction, LLC | 2012-97-LNG | Long-Term | Italy | Amberjack LNG | Corpus Christi, Texas | 3,685,990 | |
| TOTAL Exports of LNG from Corpus Christi | | | | | | | | 126,682,070 | |

[S] **Spot** – a one-time transaction for near-term delivery of a specific quantity of LNG at a specific location. Spot cargos could be included in either long-term or short-term authorized types.

[*] **Split cargo** – a single shipment of LNG where portions of the cargo have different transactional characteristics. For instance, a single cargo can have more than one buyer, supplier, price, unloading port, loading port, or DOE authorization.

[C] **Commissioning cargo** – pre-commercial cargo loaded while export facility operations are still undergoing final testing and inspection. Commissioning cargos may occur multiple times for the same facility as individual LNG trains enter service.

Countries of destination are current as of publication date. Any updates to countries of destination reported will be published in the next scheduled *LNG Monthly*.

VESSEL-BORNE EXPORTS OF DOMESTICALLY-PRODUCED LIQUEFIED NATURAL GAS (LNG)

Table 2a(iv)

| Date of Departure | Name of Exporter | Supplier | Docket Number | Docket Term | Country of Destination | Name of Tanker | Departure Terminal | Volume (Mcf of Natural Gas) | Notes |
|--|------------------|-------------------------------|---------------|-------------|------------------------|------------------------|--------------------|-----------------------------|-------|
| 1/2/2023 | Cameron LNG, LLC | Various | 2011-162-LNG | Long-Term | Netherlands | Transgas Force | Cameron, Louisiana | 3,680,931 | |
| 1/3/2023 | Cameron LNG, LLC | Mitsui & Co. Energy Marketing | 2011-162-LNG | Long-Term | France | Marvel Heron | Cameron, Louisiana | 3,521,495 | |
| 1/5/2023 | Cameron LNG, LLC | Various | 2011-162-LNG | Long-Term | France | Diamond Gas Rose | Cameron, Louisiana | 3,508,767 | |
| 1/7/2023 | Cameron LNG, LLC | Various | 2011-162-LNG | Long-Term | Germany | Diamond Gas Victoria | Cameron, Louisiana | 3,511,252 | |
| 1/8/2023 | Cameron LNG, LLC | Various | 2011-162-LNG | Long-Term | Japan | Diamond Gas Metropolis | Cameron, Louisiana | 3,672,597 | |
| 1/10/2023 | Cameron LNG, LLC | Mitsui & Co. Energy Marketing | 2011-162-LNG | Long-Term | Japan | Marvel Eagle | Cameron, Louisiana | 3,274,810 | |
| 1/12/2023 | Cameron LNG, LLC | Various | 2011-162-LNG | Long-Term | Indonesia | SK Resolute | Cameron, Louisiana | 804,827 | [*] |
| 1/12/2023 | Cameron LNG, LLC | Various | 2011-162-LNG | Long-Term | Turkiye | SK Resolute | Cameron, Louisiana | 3,018,174 | [*] |
| 1/14/2023 | Cameron LNG, LLC | Mitsui & Co. Energy Marketing | 2011-162-LNG | Long-Term | Netherlands | Marvel Swan | Cameron, Louisiana | 3,020,210 | |
| 1/15/2023 | Cameron LNG, LLC | Various | 2011-162-LNG | Long-Term | United Kingdom | BW Pavilion Aranda | Cameron, Louisiana | 3,307,785 | |
| 1/18/2023 | Cameron LNG, LLC | Various | 2011-162-LNG | Long-Term | Poland | Maran Gas Apollonia | Cameron, Louisiana | 3,420,652 | |
| 1/19/2023 | Cameron LNG, LLC | Mitsui & Co. Energy Marketing | 2011-162-LNG | Long-Term | Japan | Marvel Kite | Cameron, Louisiana | 3,588,307 | |
| 1/20/2023 | Cameron LNG, LLC | Various | 2011-162-LNG | Long-Term | India | Ob River | Cameron, Louisiana | 3,159,424 | |
| 1/22/2023 | Cameron LNG, LLC | Various Suppliers | 2011-145-LNG | Long-Term | Chile | Maran Gas Alexandria | Cameron, Louisiana | 3,307,114 | |
| 1/24/2023 | Cameron LNG, LLC | Mitsui & Co. Energy Marketing | 2011-162-LNG | Long-Term | United Kingdom | Marvel Pelican | Cameron, Louisiana | 3,242,210 | |
| 1/25/2023 | Cameron LNG, LLC | Various | 2011-162-LNG | Long-Term | Netherlands | Hoegh Galleon | Cameron, Louisiana | 1,830,034 | [*] |
| 1/25/2023 | Cameron LNG, LLC | Various | 2011-162-LNG | Long-Term | Poland | Hoegh Galleon | Cameron, Louisiana | 1,695,841 | [*] |
| 1/27/2023 | Cameron LNG, LLC | Mitsui & Co. Energy Marketing | 2011-162-LNG | Long-Term | Turkiye | LNG Adventure | Cameron, Louisiana | 3,691,433 | |
| 1/28/2023 | Cameron LNG, LLC | Various Suppliers | 2011-145-LNG | Long-Term | Dominican Republic | Point Fortin | Cameron, Louisiana | 2,975,045 | [*] |
| 1/28/2023 | Cameron LNG, LLC | Mitsui & Co. Energy Marketing | 2011-145-LNG | Long-Term | Panama | Point Fortin | Cameron, Louisiana | 142,857 | [*] |
| 1/31/2023 | Cameron LNG, LLC | Various | 2011-162-LNG | Long-Term | Turkiye | Flex Artemis | Cameron, Louisiana | 3,704,225 | |
| 2/1/2023 | Cameron LNG, LLC | Various | 2011-162-LNG | Long-Term | France | Solaris | Cameron, Louisiana | 349,004 | [*] |
| 2/1/2023 | Cameron LNG, LLC | Various | 2011-162-LNG | Long-Term | Turkiye | Solaris | Cameron, Louisiana | 2,953,127 | [*] |
| 2/4/2023 | Cameron LNG, LLC | Various | 2011-162-LNG | Long-Term | France | Diamond Gas Orchid | Cameron, Louisiana | 3,511,644 | u |
| 2/5/2023 | Cameron LNG, LLC | Various | 2011-162-LNG | Long-Term | United Kingdom | La Seine | Cameron, Louisiana | 3,617,269 | [*] |
| 2/5/2023 | Cameron LNG, LLC | Various | 2011-162-LNG | Long-Term | United Kingdom | La Seine | Cameron, Louisiana | 54,037 | [*] |
| 2/7/2023 | Cameron LNG, LLC | Various | 2011-162-LNG | Long-Term | Japan | Diamond Gas Sakura | Cameron, Louisiana | 3,455,124 | |
| 2/8/2023 | Cameron LNG, LLC | Mitsui & Co. Energy Marketing | 2011-162-LNG | Long-Term | Japan | Marvel Heron | Cameron, Louisiana | 3,690,104 | |
| 2/10/2023 | Cameron LNG, LLC | Various | 2011-162-LNG | Long-Term | France | Minerva Limnos | Cameron, Louisiana | 459,810 | [*] |
| 2/10/2023 | Cameron LNG, LLC | Various | 2011-162-LNG | Long-Term | Greece | Minerva Limnos | Cameron, Louisiana | 3,105,702 | [*] |
| 2/12/2023 | Cameron LNG, LLC | Mitsui & Co. Energy Marketing | 2011-145-LNG | Long-Term | South Korea | Marvel Falcon | Cameron, Louisiana | 2,949,606 | |
| 2/13/2023 | Cameron LNG, LLC | Mitsui & Co. Energy Marketing | 2011-162-LNG | Long-Term | Italy | Wilpride | Cameron, Louisiana | 3,274,659 | |
| 2/15/2023 | Cameron LNG, LLC | Various | 2011-162-LNG | Long-Term | United Kingdom | BW Pavilion Aranda | Cameron, Louisiana | 3,536,653 | |
| 2/17/2023 | Cameron LNG, LLC | Various | 2011-162-LNG | Long-Term | United Kingdom | Minerva Chios | Cameron, Louisiana | 3,416,458 | |
| 2/19/2023 | Cameron LNG, LLC | Mitsui & Co. Energy Marketing | 2011-162-LNG | Long-Term | United Kingdom | Marvel Crane | Cameron, Louisiana | 3,685,604 | |
| 2/20/2023 | Cameron LNG, LLC | Various | 2011-162-LNG | Long-Term | India | Maran Gas Leto | Cameron, Louisiana | 3,524,173 | |
| 2/23/2023 | Cameron LNG, LLC | Mitsui & Co. Energy Marketing | 2011-145-LNG | Long-Term | South Korea | Marvel Hawk | Cameron, Louisiana | 3,492,975 | |
| 2/25/2023 | Cameron LNG, LLC | Various | 2011-162-LNG | Long-Term | Greece | LNG Enterprise | Cameron, Louisiana | 3,675,457 | |
| 2/27/2023 | Cameron LNG, LLC | Various | 2011-162-LNG | Long-Term | Spain | BW Lilac | Cameron, Louisiana | 3,698,935 | |
| 2/28/2023 | Cameron LNG, LLC | Various | 2011-162-LNG | Long-Term | Poland | Maran Gas Apollonia | Cameron, Louisiana | 3,417,397 | |
| TOTAL Exports of LNG from Cameron | | | | | | | | 117,945,728 | |

[S] Spot – a one-time transaction for near-term delivery of a specific quantity of LNG at a specific location. Spot cargos could be included in either long-term or short-term authorized types.

[*] Split cargo – a single shipment of LNG where portions of the cargo have different transactional characteristics. For instance, a single cargo can have more than one buyer, supplier, price, unloading port, loading port, or DOE authorization.

[C] Commissioning cargo – pre-commercial cargo loaded while export facility operations are still undergoing final testing and inspection. Commissioning cargos may occur multiple times for the same facility as individual LNG trains enter service.

Countries of destination are current as of publication date. Any updates to countries of destination reported will be published in the next scheduled *LNG Monthly*.

VESSEL-BORNE EXPORTS OF DOMESTICALLY-PRODUCED LIQUEFIED NATURAL GAS (LNG)

Table 2a(v)

| Date of Departure | Name of Exporter | Supplier | Docket Number | Docket Term | Country of Destination | Name of Tanker | Departure Terminal | Volume (Mcf of Natural Gas) | Notes |
|---|------------------------------|---|---------------|-------------|------------------------|----------------------|--------------------|-----------------------------|-------|
| 2/12/2023 | Freeport LNG Expansion, L.P. | Freeport LNG Expansion, L.P. and FLNG Liquefaction, LLC | 2010-161-LNG | Long-Term | Thailand | Kmarin Diamond | Freeport, Texas | 1,828,817 | |
| 2/14/2023 | Freeport LNG Expansion, L.P. | Freeport LNG Expansion, L.P. and FLNG Liquefaction, LLC | 2010-161-LNG | Long-Term | China | Prism Agility | Freeport, Texas | 2,565,229 | |
| 2/15/2023 | Freeport LNG Expansion, L.P. | Freeport LNG Expansion, L.P. and FLNG Liquefaction, LLC | 2010-161-LNG | Long-Term | Germany | LNG Rosenrot | Freeport, Texas | 1,486,997 | |
| 2/18/2023 | Freeport LNG Expansion, L.P. | Freeport LNG Expansion, L.P. and FLNG Liquefaction, LLC | 2010-161-LNG | Long-Term | France | Nohshu Maru | Freeport, Texas | 1,422,952 | |
| 2/23/2023 | Freeport LNG Expansion, L.P. | Freeport LNG Expansion, L.P. and FLNG Liquefaction, LLC | 2010-161-LNG | Long-Term | United Kingdom | Corcovado LNG | Freeport, Texas | 1,264,428 | |
| 2/26/2023 | Freeport LNG Expansion, L.P. | Freeport LNG Expansion, L.P. and FLNG Liquefaction, LLC | 2010-160-LNG | Long-Term | South Korea | Diamond Gas Victoria | Freeport, Texas | 1,213,862 | |
| 2/28/2023 | Freeport LNG Expansion, L.P. | Freeport LNG Expansion, L.P. and FLNG Liquefaction, LLC | 2010-161-LNG | Long-Term | Spain | BW Cassia | Freeport, Texas | 3,196,783 | |
| TOTAL Exports of LNG from Freeport | | | | | | | | 12,979,068 | |

[S] Spot – a one-time transaction for near-term delivery of a specific quantity of LNG at a specific location. Spot cargos could be included in either long-term or short-term authorized types.

[*] Split cargo – a single shipment of LNG where portions of the cargo have different transactional characteristics. For instance, a single cargo can have more than one buyer, supplier, price, unloading port, loading port, or DOE authorization.

[C] Commissioning cargo – pre-commercial cargo loaded while export facility operations are still undergoing final testing and inspection. Commissioning cargos may occur multiple times for the same facility as individual LNG trains enter service.

Countries of destination are current as of publication date. Any updates to countries of destination reported will be published in the next scheduled LNG Monthly.

VESSEL-BORNE EXPORTS OF DOMESTICALLY-PRODUCED LIQUEFIED NATURAL GAS (LNG)

Table 2a(vi)

| Date of Departure | Name of Exporter | Supplier | Docket Number | Docket Term | Country of Destination | Name of Tanker | Departure Terminal | Volume (Mcf of Natural Gas) | Notes |
|--|------------------------------|------------------|---------------|-------------|------------------------|------------------|----------------------|-----------------------------|-------|
| 1/7/2023 | Southern LNG Company, L.L.C. | Shell NA LNG LLC | 2012-100-LNG | Long-Term | United Kingdom | Magdala | Elba Island, Georgia | 3,672,665 | |
| 1/25/2023 | Southern LNG Company, L.L.C. | Shell NA LNG LLC | 2012-100-LNG | Long-Term | Turkiye | Alicante Knutsen | Elba Island, Georgia | 3,157,205 | |
| 1/29/2023 | Southern LNG Company, L.L.C. | Shell NA LNG LLC | 2012-100-LNG | Long-Term | Malta | Methane Princess | Elba Island, Georgia | 2,592,034 | |
| 2/3/2023 | Southern LNG Company, L.L.C. | Shell NA LNG LLC | 2012-100-LNG | Long-Term | Italy | Gaslog Gibraltar | Elba Island, Georgia | 3,710,697 | |
| 2/9/2023 | Southern LNG Company, L.L.C. | Shell NA LNG LLC | 2012-100-LNG | Long-Term | Netherlands | Kool Orca | Elba Island, Georgia | 3,612,475 | |
| 2/23/2023 | Southern LNG Company, L.L.C. | Shell NA LNG LLC | 2012-100-LNG | Long-Term | United Kingdom | Golar Penguin | Elba Island, Georgia | 3,253,988 | |
| TOTAL Exports of LNG from Elba Island | | | | | | | | 19,999,064 | |

[S] **Spot** – a one-time transaction for near-term delivery of a specific quantity of LNG at a specific location. Spot cargos could be included in either long-term or short-term authorized types.

[*] **Split cargo** – a single shipment of LNG where portions of the cargo have different transactional characteristics. For instance, a single cargo can have more than one buyer, supplier, price, unloading port, loading port, or DOE authorization.

[C] **Commissioning cargo** – pre-commercial cargo loaded while export facility operations are still undergoing final testing and inspection. Commissioning cargos may occur multiple times for the same facility as individual LNG trains enter service.

Countries of destination are current as of publication date. Any updates to countries of destination reported will be published in the next scheduled *LNG Monthly*.

VESSEL-BORNE EXPORTS OF DOMESTICALLY-PRODUCED LIQUEFIED NATURAL GAS (LNG)

Table 2a(vi)

| Date of Departure | Name of Exporter | Supplier | Docket Number | Docket Term | Country of Destination | Name of Tanker | Departure Terminal | Volume (Mcf of Natural Gas) | Notes |
|---|------------------------------------|------------------------------------|---------------|-------------|------------------------|--------------------|--------------------|-----------------------------|-------------|
| 1/3/2023 | Venture Global Calcasieu Pass, LLC | Venture Global Calcasieu Pass, LLC | 2015-25-LNG | Long-Term | United Kingdom | Flex Aurora | Cameron, Louisiana | 3,543,141 | [C] |
| 1/6/2023 | Venture Global Calcasieu Pass, LLC | Venture Global Calcasieu Pass, LLC | 2013-69-LNG | Long-Term | South Korea | Seapeak Creole | Cameron, Louisiana | 3,661,661 | [C] |
| 1/9/2023 | Venture Global Calcasieu Pass, LLC | Venture Global Calcasieu Pass, LLC | 2013-69-LNG | Long-Term | South Korea | Gaslog Winchester | Cameron, Louisiana | 3,844,586 | [C] |
| 1/12/2023 | Venture Global Calcasieu Pass, LLC | Venture Global Calcasieu Pass, LLC | 2015-25-LNG | Long-Term | United Kingdom | Vivirt City LNG | Cameron, Louisiana | 3,694,736 | [C] |
| 1/13/2023 | Venture Global Calcasieu Pass, LLC | Venture Global Calcasieu Pass, LLC | 2015-25-LNG | Long-Term | Netherlands | LNG Rosenrot | Cameron, Louisiana | 3,688,604 | [C] |
| 1/15/2023 | Venture Global Calcasieu Pass, LLC | Venture Global Calcasieu Pass, LLC | 2015-25-LNG | Long-Term | Germany | Cool Voyager | Cameron, Louisiana | 3,422,232 | [C] |
| 1/18/2023 | Venture Global Calcasieu Pass, LLC | Venture Global Calcasieu Pass, LLC | 2015-25-LNG | Long-Term | Bangladesh | Seapeak Magellan | Cameron, Louisiana | 3,369,499 | [C] |
| 1/20/2023 | Venture Global Calcasieu Pass, LLC | Venture Global Calcasieu Pass, LLC | 2015-25-LNG | Long-Term | Spain | Maran Gas Leto | Cameron, Louisiana | 3,584,860 | [C] |
| 1/22/2023 | Venture Global Calcasieu Pass, LLC | Venture Global Calcasieu Pass, LLC | 2015-25-LNG | Long-Term | France | Seapeak Marib | Cameron, Louisiana | 3,398,483 | [C] |
| 1/25/2023 | Venture Global Calcasieu Pass, LLC | Venture Global Calcasieu Pass, LLC | 2015-25-LNG | Long-Term | France | Maran Gas Vergina | Cameron, Louisiana | 3,485,008 | [S],[C] |
| 1/27/2023 | Venture Global Calcasieu Pass, LLC | Venture Global Calcasieu Pass, LLC | 2015-25-LNG | Long-Term | United Kingdom | Prism Diversity | Cameron, Louisiana | 3,745,613 | [C] |
| 1/29/2023 | Venture Global Calcasieu Pass, LLC | Venture Global Calcasieu Pass, LLC | 2015-25-LNG | Long-Term | Netherlands | Gaslog Seattle | Cameron, Louisiana | 3,322,384 | [C] |
| 2/1/2023 | Venture Global Calcasieu Pass, LLC | Venture Global Calcasieu Pass, LLC | 2015-25-LNG | Long-Term | Netherlands | Vivirt Arabia | Cameron, Louisiana | 3,484,092 | [C] |
| 2/2/2023 | Venture Global Calcasieu Pass, LLC | Venture Global Calcasieu Pass, LLC | 2015-25-LNG | Long-Term | Italy | BW Brussels | Cameron, Louisiana | 3,449,029 | [C] |
| 2/7/2023 | Venture Global Calcasieu Pass, LLC | Venture Global Calcasieu Pass, LLC | 2015-25-LNG | Long-Term | France | Oogir | Cameron, Louisiana | 3,705,804 | [C] |
| 2/11/2023 | Venture Global Calcasieu Pass, LLC | Venture Global Calcasieu Pass, LLC | 2015-25-LNG | Long-Term | Spain | Cool Discoverer | Cameron, Louisiana | 579,798 | [*],[S],[C] |
| 2/11/2023 | Venture Global Calcasieu Pass, LLC | Venture Global Calcasieu Pass, LLC | 2015-25-LNG | Long-Term | Turkiye | Cool Discoverer | Cameron, Louisiana | 3,101,665 | [*],[S],[C] |
| 2/12/2023 | Venture Global Calcasieu Pass, LLC | Venture Global Calcasieu Pass, LLC | 2015-25-LNG | Long-Term | Netherlands | Maran Gas Ithaca | Cameron, Louisiana | 3,691,356 | [C] |
| 2/14/2023 | Venture Global Calcasieu Pass, LLC | Venture Global Calcasieu Pass, LLC | 2015-25-LNG | Long-Term | India | Clean Energy | Cameron, Louisiana | 3,197,637 | [S],[C] |
| 2/15/2023 | Venture Global Calcasieu Pass, LLC | Venture Global Calcasieu Pass, LLC | 2015-25-LNG | Long-Term | Netherlands | Gaslog Georgetown | Cameron, Louisiana | 3,484,371 | [S],[C] |
| 2/17/2023 | Venture Global Calcasieu Pass, LLC | Venture Global Calcasieu Pass, LLC | 2015-25-LNG | Long-Term | France | Seapeak Arwa | Cameron, Louisiana | 2,864,923 | [S],[C] |
| 2/19/2023 | Venture Global Calcasieu Pass, LLC | Venture Global Calcasieu Pass, LLC | 2015-25-LNG | Long-Term | Germany | Maran Gas Olympias | Cameron, Louisiana | 3,488,545 | [S],[C] |
| 2/22/2023 | Venture Global Calcasieu Pass, LLC | Venture Global Calcasieu Pass, LLC | 2015-25-LNG | Long-Term | United Kingdom | Minerva Amorgos | Cameron, Louisiana | 3,395,084 | [S],[C] |
| 2/24/2023 | Venture Global Calcasieu Pass, LLC | Venture Global Calcasieu Pass, LLC | 2015-25-LNG | Long-Term | Spain | Energy Universe | Cameron, Louisiana | 3,520,894 | [C] |
| 2/26/2023 | Venture Global Calcasieu Pass, LLC | Venture Global Calcasieu Pass, LLC | 2015-25-LNG | Long-Term | France | Maran Gas Andros | Cameron, Louisiana | 3,491,396 | [S],[C] |
| 2/28/2023 | Venture Global Calcasieu Pass, LLC | Venture Global Calcasieu Pass, LLC | 2013-69-LNG | Long-Term | Dominican Republic | LNG Endurance | Cameron, Louisiana | 3,513,928 | [C] |
| TOTAL Exports of LNG from Calcasieu Pass | | | | | | | | 87,729,329 | |

[S] Spot – a one-time transaction for near-term delivery of a specific quantity of LNG at a specific location. Spot cargos could be included in either long-term or short-term authorized types.

[*] Split cargo – a single shipment of LNG where portions of the cargo have different transactional characteristics. For instance, a single cargo can have more than one buyer, supplier, price, unloading port, loading port, or DOE authorization.

[C] Commissioning cargo – pre-commercial cargo loaded while export facility operations are still undergoing final testing and inspection. Commissioning cargos may occur multiple times for the same facility as individual LNG trains enter service.

Countries of destination are current as of publication date. Any updates to countries of destination reported will be published in the next scheduled LNG Monthly.

VESSEL-BORNE EXPORTS OF DOMESTICALLY-PRODUCED LIQUEFIED NATURAL GAS (LNG) SHIPPED BY ISO CONTAINER

Table 2b

| Date of Departure | Name of Exporter | Supplier | Docket Number | Country of Destination | Name of Ocean Going Vessel | ISO Container Loading Facility & Location | U.S. Export Port or Terminal | Volume (Mcf of Natural Gas) | Notes |
|-------------------|----------------------------|------------------------------|---------------|------------------------|----------------------------|---|------------------------------|-----------------------------|-------|
| 1/4/2023 | American LNG Marketing LLC | Peninsula Energy Services Co | 2014-209-LNG | Long-Term | Bahamas | Sea Express | Ft. Lauderdale, Florida | 2,544 | |
| 1/4/2023 | American LNG Marketing LLC | Peninsula Energy Services Co | 2014-209-LNG | Long-Term | Bahamas | Vi-Nais | Ft. Lauderdale, Florida | 1,696 | |
| 1/5/2023 | American LNG Marketing LLC | Peninsula Energy Services Co | 2014-209-LNG | Long-Term | Bahamas | Eastwind | Ft. Lauderdale, Florida | 848 | |
| 1/6/2023 | American LNG Marketing LLC | Peninsula Energy Services Co | 2014-209-LNG | Long-Term | Jamaica | Contship Pax | Ft. Lauderdale, Florida | 8,480 | |
| 1/7/2023 | American LNG Marketing LLC | Peninsula Energy Services Co | 2014-209-LNG | Long-Term | Jamaica | NFE Clean Energy | Ft. Lauderdale, Florida | 27,136 | |
| 1/9/2023 | American LNG Marketing LLC | Peninsula Energy Services Co | 2014-209-LNG | Long-Term | Bahamas | Caribbean Express | Ft. Lauderdale, Florida | 2,544 | |
| 1/9/2023 | American LNG Marketing LLC | Peninsula Energy Services Co | 2014-209-LNG | Long-Term | Haiti | BBC Hong Kong | Ft. Lauderdale, Florida | 6,784 | |
| 1/10/2023 | American LNG Marketing LLC | Peninsula Energy Services Co | 2014-209-LNG | Long-Term | Bahamas | Grand Express | Ft. Lauderdale, Florida | 2,544 | |
| 1/13/2023 | American LNG Marketing LLC | Peninsula Energy Services Co | 2014-209-LNG | Long-Term | Bahamas | Caribbean Express | Ft. Lauderdale, Florida | 5,936 | |
| 1/13/2023 | American LNG Marketing LLC | Peninsula Energy Services Co | 2014-209-LNG | Long-Term | Bahamas | Caribbean Express | Ft. Lauderdale, Florida | 5,936 | |
| 1/15/2023 | American LNG Marketing LLC | Peninsula Energy Services Co | 2014-209-LNG | Long-Term | Jamaica | NFE Clean Energy | Ft. Lauderdale, Florida | 27,136 | |
| 1/16/2023 | American LNG Marketing LLC | Peninsula Energy Services Co | 2014-209-LNG | Long-Term | Bahamas | Cape Express | Ft. Lauderdale, Florida | 2,544 | |
| 1/18/2023 | American LNG Marketing LLC | Peninsula Energy Services Co | 2014-209-LNG | Long-Term | Bahamas | Eastwind | Ft. Lauderdale, Florida | 2,544 | |
| 1/20/2023 | American LNG Marketing LLC | Peninsula Energy Services Co | 2014-209-LNG | Long-Term | Bahamas | Vi-Nais | Ft. Lauderdale, Florida | 1,696 | |
| 1/20/2023 | American LNG Marketing LLC | Peninsula Energy Services Co | 2014-209-LNG | Long-Term | Jamaica | Tampa Trader | Ft. Lauderdale, Florida | 12,720 | |
| 1/22/2023 | American LNG Marketing LLC | Peninsula Energy Services Co | 2014-209-LNG | Long-Term | Haiti | BBC Hong Kong | Ft. Lauderdale, Florida | 848 | |
| 1/23/2023 | American LNG Marketing LLC | Peninsula Energy Services Co | 2014-209-LNG | Long-Term | Bahamas | Caribbean Express | Ft. Lauderdale, Florida | 2,544 | |
| 1/24/2023 | American LNG Marketing LLC | Peninsula Energy Services Co | 2014-209-LNG | Long-Term | Jamaica | NFE Clean Energy | Ft. Lauderdale, Florida | 27,136 | |
| 1/25/2023 | American LNG Marketing LLC | Peninsula Energy Services Co | 2014-209-LNG | Long-Term | Bahamas | Eastwind | Ft. Lauderdale, Florida | 1,696 | |
| 1/27/2023 | American LNG Marketing LLC | Peninsula Energy Services Co | 2014-209-LNG | Long-Term | Bahamas | Emerald Express | Ft. Lauderdale, Florida | 3,392 | |
| 1/27/2023 | American LNG Marketing LLC | Peninsula Energy Services Co | 2014-209-LNG | Long-Term | Jamaica | Corona J | Ft. Lauderdale, Florida | 3,392 | |
| 1/30/2023 | American LNG Marketing LLC | Peninsula Energy Services Co | 2014-209-LNG | Long-Term | Bahamas | Caribbean Express | Ft. Lauderdale, Florida | 5,088 | |
| 2/1/2023 | American LNG Marketing LLC | Peninsula Energy Services Co | 2014-209-LNG | Long-Term | Bahamas | Eastwind | Ft. Lauderdale, Florida | 1,696 | |
| 2/1/2023 | American LNG Marketing LLC | Peninsula Energy Services Co | 2014-209-LNG | Long-Term | Haiti | Artemis | Ft. Lauderdale, Florida | 6,784 | |
| 2/1/2023 | American LNG Marketing LLC | Peninsula Energy Services Co | 2014-209-LNG | Long-Term | Jamaica | NFE Clean Energy | Ft. Lauderdale, Florida | 27,136 | |
| 2/3/2023 | American LNG Marketing LLC | Peninsula Energy Services Co | 2014-209-LNG | Long-Term | Bahamas | Bahamas Express | Ft. Lauderdale, Florida | 3,392 | |
| 2/3/2023 | American LNG Marketing LLC | Peninsula Energy Services Co | 2014-209-LNG | Long-Term | Jamaica | AS Savanna | Ft. Lauderdale, Florida | 8,480 | |
| 2/6/2023 | American LNG Marketing LLC | Peninsula Energy Services Co | 2014-209-LNG | Long-Term | Bahamas | Caribbean Express | Ft. Lauderdale, Florida | 1,696 | |
| 2/9/2023 | American LNG Marketing LLC | Peninsula Energy Services Co | 2014-209-LNG | Long-Term | Bahamas | Eastwind | Ft. Lauderdale, Florida | 1,696 | |
| 2/9/2023 | American LNG Marketing LLC | Peninsula Energy Services Co | 2014-209-LNG | Long-Term | Jamaica | NFE Clean Energy | Ft. Lauderdale, Florida | 27,136 | |
| 2/10/2023 | American LNG Marketing LLC | Peninsula Energy Services Co | 2014-209-LNG | Long-Term | Bahamas | Cape Express | Ft. Lauderdale, Florida | 1,696 | |
| 2/10/2023 | American LNG Marketing LLC | Peninsula Energy Services Co | 2014-209-LNG | Long-Term | Jamaica | AS Sabrina | Ft. Lauderdale, Florida | 8,480 | |
| 2/10/2023 | American LNG Marketing LLC | Peninsula Energy Services Co | 2014-209-LNG | Long-Term | Jamaica | CMA CGM Callao | Ft. Lauderdale, Florida | 5,088 | |
| 2/11/2023 | American LNG Marketing LLC | Peninsula Energy Services Co | 2014-209-LNG | Long-Term | Haiti | Artemis | Ft. Lauderdale, Florida | 1,696 | |
| 2/15/2023 | American LNG Marketing LLC | Peninsula Energy Services Co | 2014-209-LNG | Long-Term | Bahamas | Eastwind | Ft. Lauderdale, Florida | 1,696 | |
| 2/15/2023 | American LNG Marketing LLC | Peninsula Energy Services Co | 2014-209-LNG | Long-Term | Bahamas | Vi-Nais | Ft. Lauderdale, Florida | 3,392 | |
| 2/17/2023 | American LNG Marketing LLC | Peninsula Energy Services Co | 2014-209-LNG | Long-Term | Jamaica | AS Savanna | Ft. Lauderdale, Florida | 8,480 | |
| 2/17/2023 | American LNG Marketing LLC | Peninsula Energy Services Co | 2014-209-LNG | Long-Term | Jamaica | Corona J | Ft. Lauderdale, Florida | 8,480 | |
| 2/18/2023 | American LNG Marketing LLC | Peninsula Energy Services Co | 2014-209-LNG | Long-Term | Bahamas | Bahamas Express | Ft. Lauderdale, Florida | 5,088 | |
| 2/18/2023 | American LNG Marketing LLC | Peninsula Energy Services Co | 2014-209-LNG | Long-Term | Jamaica | NFE Clean Energy | Ft. Lauderdale, Florida | 27,136 | |
| 2/20/2023 | American LNG Marketing LLC | Peninsula Energy Services Co | 2014-209-LNG | Long-Term | Haiti | JSP BORA | Ft. Lauderdale, Florida | 2,544 | |
| 2/22/2023 | American LNG Marketing LLC | Peninsula Energy Services Co | 2014-209-LNG | Long-Term | Bahamas | Eastwind | Ft. Lauderdale, Florida | 1,696 | |
| 2/24/2023 | American LNG Marketing LLC | Peninsula Energy Services Co | 2014-209-LNG | Long-Term | Bahamas | Sea Express | Ft. Lauderdale, Florida | 2,544 | |
| 2/24/2023 | American LNG Marketing LLC | Peninsula Energy Services Co | 2014-209-LNG | Long-Term | Jamaica | AS Sabrina | Ft. Lauderdale, Florida | 8,480 | |
| 2/24/2023 | American LNG Marketing LLC | Peninsula Energy Services Co | 2014-209-LNG | Long-Term | Jamaica | CMA CGM Callao | Ft. Lauderdale, Florida | 4,240 | |


[S] Spot – a one-time transaction for near-term delivery of a specific quantity of LNG at a specific location. Spot cargos could be included in either long-term or short-term authorized types.

[*] Split cargo – a single shipment of LNG where portions of the cargo have different transactional characteristics. For instance, a single cargo can have more than one buyer, supplier, price, unloading port, loading port, or DOE authorization.

[C] Commissioning cargo – pre-commercial cargo loaded while export facility operations are still undergoing final testing and inspection. Commissioning cargos may occur multiple times for the same facility as individual LNG trains enter service.

Countries of destination are current as of publication date. Any updates to countries of destination reported will be published in the next scheduled LNG Monthly.

Office of Fossil Energy and Carbon Management
 Office of Resource Sustainability
 Office of Regulation, Analysis, and Engagement
 Division of Natural Gas Regulation
 Phone: 202-586-7991
 Email: ngreports@hq.doe.gov



VESSEL-BORNE EXPORTS OF DOMESTICALLY-PRODUCED LIQUEFIED NATURAL GAS (LNG) SHIPPED BY ISO CONTAINER

Table 2b

| Date of Departure | Name of Exporter | Supplier | Docket Number | Country of Destination | Name of Ocean Going Vessel | ISO Container Loading Facility & Location | U.S. Export Port or Terminal | Volume (Mcf of Natural Gas) | Notes |
|-----------------------------------|----------------------------|------------------------------|---------------|------------------------|----------------------------|---|------------------------------|-----------------------------|-------|
| 2/26/2023 | American LNG Marketing LLC | Peninsula Energy Services Co | 2014-209-LNG | Long-Term | Jamaica | NFE Clean Energy | Ft. Lauderdale, Florida | 27,136 | |
| 2/27/2023 | American LNG Marketing LLC | Peninsula Energy Services Co | 2014-209-LNG | Long-Term | Bahamas | Caribbean Express | Ft. Lauderdale, Florida | 2,544 | |
| TOTAL Exports of LNG (ISO) | | | | | | | | 353,616 | |

[S] Spot – a one-time transaction for near-term delivery of a specific quantity of LNG at a specific location. Spot cargos could be included in either long-term or short-term authorized types.

[*] Split cargo – a single shipment of LNG where portions of the cargo have different transactional characteristics. For instance, a single cargo can have more than one buyer, supplier, price, unloading port, loading port, or DOE authorization.

[C] Commissioning cargo – pre-commercial cargo loaded while export facility operations are still undergoing final testing and inspection. Commissioning cargos may occur multiple times for the same facility as individual LNG trains enter service.

Countries of destination are current as of publication date. Any updates to countries of destination reported will be published in the next scheduled LNG Monthly.

VESSEL-BORNE EXPORTS OF DOMESTICALLY-PRODUCED LIQUEFIED NATURAL GAS (LNG) SHIPPED BY ISO CONTAINER

Table 2b

| Date of Departure | Name of Exporter | Supplier | Docket Number | Country of Destination | Name of Ocean Going Vessel | ISO Container Loading Facility & Location | U.S. Export Port or Terminal | Volume (Mcf of Natural Gas) | Notes |
|-----------------------------------|--|-------------------------|---------------|------------------------|----------------------------|---|------------------------------|-----------------------------|-------|
| 1/3/2023 | Eagle LNG Partners Jacksonville II LLC | Tiger Paw Marketing LLC | 2017-79-LNG | Long-Term | Antigua and Barbuda | Michelangelo Trader, 223S | Ft. Lauderdale, Florida | 880 | |
| 1/3/2023 | Eagle LNG Partners Jacksonville II LLC | Tiger Paw Marketing LLC | 2017-79-LNG | Long-Term | Jamaica | AS Savanna | Miami, Florida | 880 | |
| 1/9/2023 | Eagle LNG Partners Jacksonville II LLC | Tiger Paw Marketing LLC | 2017-79-LNG | Long-Term | Antigua and Barbuda | JSP BORA | Ft. Lauderdale, Florida | 880 | |
| 1/9/2023 | Eagle LNG Partners Jacksonville II LLC | Tiger Paw Marketing LLC | 2017-79-LNG | Long-Term | Antigua and Barbuda | JSP BORA | Ft. Lauderdale, Florida | 880 | |
| 1/24/2023 | Eagle LNG Partners Jacksonville II LLC | Tiger Paw Marketing LLC | 2017-79-LNG | Long-Term | Antigua and Barbuda | JSP BORA | Ft. Lauderdale, Florida | 880 | |
| 2/6/2023 | Eagle LNG Partners Jacksonville II LLC | Tiger Paw Marketing LLC | 2017-79-LNG | Long-Term | Antigua and Barbuda | JSP BORA | Ft. Lauderdale, Florida | 880 | |
| 2/8/2023 | Eagle LNG Partners Jacksonville II LLC | Tiger Paw Marketing LLC | 2017-79-LNG | Long-Term | Jamaica | AS Sabrina | Miami, Florida | 880 | |
| 2/21/2023 | Eagle LNG Partners Jacksonville II LLC | Tiger Paw Marketing LLC | 2017-79-LNG | Long-Term | Antigua and Barbuda | Other | Ft. Lauderdale, Florida | 879 | |
| TOTAL Exports of LNG (ISO) | | | | | | | | 7,039 | |

[S] **Spot** – a one-time transaction for near-term delivery of a specific quantity of LNG at a specific location. Spot cargos could be included in either long-term or short-term authorized types.

[*] **Split cargo** – a single shipment of LNG where portions of the cargo have different transactional characteristics. For instance, a single cargo can have more than one buyer, supplier, price, unloading port, loading port, or DOE authorization.

[C] **Commissioning cargo** – pre-commercial cargo loaded while export facility operations are still undergoing final testing and inspection. Commissioning cargos may occur multiple times for the same facility as individual LNG trains enter service.

Countries of destination are current as of publication date. Any updates to countries of destination reported will be published in the next scheduled *LNG Monthly*.

VESSEL-BORNE EXPORTS OF DOMESTICALLY-PRODUCED LIQUEFIED NATURAL GAS (LNG) SHIPPED BY ISO CONTAINER

Table 2b

| Date of Departure | Name of Exporter | Supplier | Docket Number | Country of Destination | Name of Ocean Going Vessel | ISO Container Loading Facility & Location | U.S. Export Port or Terminal | Volume (Mcf of Natural Gas) | Notes |
|-----------------------------------|------------------|----------|---------------|------------------------|----------------------------|---|------------------------------|-----------------------------|-------|
| NA | | | | | | | | | |
| TOTAL Exports of LNG (ISO) | | | | | | | | 0 | |

[S] **Spot** – a one-time transaction for near-term delivery of a specific quantity of LNG at a specific location. Spot cargos could be included in either long-term or short-term authorized types.

[*] **Split cargo** – a single shipment of LNG where portions of the cargo have different transactional characteristics. For instance, a single cargo can have more than one buyer, supplier, price, unloading port, loading port, or DOE authorization.

[C] **Commissioning cargo** – pre-commercial cargo loaded while export facility operations are still undergoing final testing and inspection. Commissioning cargos may occur multiple times for the same facility as individual LNG trains enter service.

Countries of destination are current as of publication date. Any updates to countries of destination reported will be published in the next scheduled *LNG Monthly*.

VESSEL-BORNE EXPORTS OF DOMESTICALLY-PRODUCED LIQUEFIED NATURAL GAS (LNG) SHIPPED BY ISO CONTAINER

Table 2b

| Date of Departure | Name of Exporter | Supplier | Docket Number | Country of Destination | Name of Ocean Going Vessel | ISO Container Loading Facility & Location | U.S. Export Port or Terminal | Volume (Mcf of Natural Gas) | Notes |
|-----------------------------------|------------------|----------|---------------|------------------------|----------------------------|---|------------------------------|-----------------------------|-------|
| NA | | | | | | | | | |
| TOTAL Exports of LNG (ISO) | | | | | | | | 0 | |

[S] **Spot** – a one-time transaction for near-term delivery of a specific quantity of LNG at a specific location. Spot cargos could be included in either long-term or short-term authorized types.

[*] **Split cargo** – a single shipment of LNG where portions of the cargo have different transactional characteristics. For instance, a single cargo can have more than one buyer, supplier, price, unloading port, loading port, or DOE authorization.

[C] **Commissioning cargo** – pre-commercial cargo loaded while export facility operations are still undergoing final testing and inspection. Commissioning cargos may occur multiple times for the same facility as individual LNG trains enter service.

Countries of destination are current as of publication date. Any updates to countries of destination reported will be published in the next scheduled *LNG Monthly*.

Office of Fossil Energy and Carbon Management
 Office of Resource Sustainability
 Office of Regulation, Analysis, and Engagement
 Division of Natural Gas Regulation
 Phone: 202-586-7991
 Email: ngreports@hq.doe.gov



VESSEL-BORNE RE-EXPORTS OF LIQUEFIED NATURAL GAS (LNG)

Table 2c

| Date of Departure | Authorization Holder | Supplier(s) | Exporter | Purchaser | Docket Number | Country of Destination | Name of Tanker | Departure Terminal | Volume (Mcf of Natural Gas) | Notes |
|--------------------------------|------------------------|----------------------------------|------------------------|-------------------------------|---------------|------------------------|----------------|-----------------------|-----------------------------|-------|
| 1/10/2023 | Carib Energy (USA) LLC | Naturgy Aprovisionamientos, S.A. | Carib Energy (USA) LLC | BARBADOS NATIONAL OIL COMPANY | 2021-99-LNG | Barbados | Midnight Reign | Penuelas, Puerto Rico | 14,364 | |
| 1/23/2023 | Carib Energy (USA) LLC | Naturgy Aprovisionamientos, S.A. | Carib Energy (USA) LLC | BARBADOS NATIONAL OIL COMPANY | 2021-99-LNG | Barbados | Midnight Reign | Penuelas, Puerto Rico | 11,803 | |
| 2/6/2023 | Carib Energy (USA) LLC | Naturgy Aprovisionamientos, S.A. | Carib Energy (USA) LLC | BARBADOS NATIONAL OIL COMPANY | 2021-99-LNG | Barbados | Midnight Reign | Penuelas, Puerto Rico | 16,796 | |
| 2/16/2023 | Carib Energy (USA) LLC | Naturgy Aprovisionamientos, S.A. | Carib Energy (USA) LLC | BARBADOS NATIONAL OIL COMPANY | 2021-99-LNG | Barbados | Midnight Reign | Penuelas, Puerto Rico | 16,974 | |
| 2/27/2023 | Carib Energy (USA) LLC | Naturgy Aprovisionamientos, S.A. | Carib Energy (USA) LLC | BARBADOS NATIONAL OIL COMPANY | 2021-99-LNG | Barbados | Midnight Reign | Penuelas, Puerto Rico | 15,188 | |
| TOTAL Re-Exports of LNG | | | | | | | | | 75,125 | |

[S] **Spot** - a one-time transaction for near-term delivery of a specific quantity of LNG at a specific location. Prior to 2006, spot cargos could be included in either long-term or short-term authorization types.
 [F] **Split cargo** - a single shipment of LNG where portions of the cargo have different transactional characteristics. For instance, a single cargo can have more than one buyer, supplier, price, unloading port, loading port, or DOE authorization.
 [C] **Commissioning cargo** - pre-commercial cargo loaded while export facility operations are still undergoing final testing and inspection. Commissioning cargos may occur multiple times for the same facility as individual LNG trains enter service.

LNG Imports by Country of Origin (Bcf of Natural Gas)

Table 2d(i)

| 2022 | January | February | March | April | May | June | July | August | September | October | November | December | TOTAL |
|-----------------------------|------------|------------|-------|-------|-----|------|------|--------|-----------|---------|----------|----------|------------|
| Egypt | - | - | - | - | - | - | - | - | - | - | - | - | 0.0 |
| France | - | - | - | - | - | - | - | - | - | - | - | - | 0.0 |
| Jamaica | 1.3 | - | - | - | - | - | - | - | - | - | - | - | 1.3 |
| Nigeria | - | - | - | - | - | - | - | - | - | - | - | - | 0.0 |
| Norway | - | - | - | - | - | - | - | - | - | - | - | - | 0.0 |
| Qatar | - | - | - | - | - | - | - | - | - | - | - | - | 0.0 |
| Trinidad | 1.3 | 4.0 | - | - | - | - | - | - | - | - | - | - | 5.3 |
| United Kingdom | - | - | - | - | - | - | - | - | - | - | - | - | 0.0 |
| Yemen | - | - | - | - | - | - | - | - | - | - | - | - | 0.0 |
| TOTAL Imports of LNG | 2.6 | 4.0 | - | - | - | - | - | - | - | - | - | - | 6.6 |

LNG Imports by Receiving Terminal (Bcf of Natural Gas)

Table 2d(ii)

| 2022 | January | February | March | April | May | June | July | August | September | October | November | December | TOTAL |
|-----------------------------|------------|------------|-------|-------|-----|------|------|--------|-----------|---------|----------|----------|------------|
| Cameron, LA | - | - | - | - | - | - | - | - | - | - | - | - | 0.0 |
| Cove Point, MD | - | - | - | - | - | - | - | - | - | - | - | - | 0.0 |
| Elba Island, GA | - | - | - | - | - | - | - | - | - | - | - | - | 0.0 |
| Everett, MA | 2.6 | 4.0 | - | - | - | - | - | - | - | - | - | - | 6.6 |
| Freeport, TX | - | - | - | - | - | - | - | - | - | - | - | - | 0.0 |
| Golden Pass, TX | - | - | - | - | - | - | - | - | - | - | - | - | 0.0 |
| Gulf LNG, MS | - | - | - | - | - | - | - | - | - | - | - | - | 0.0 |
| Lake Charles, LA | - | - | - | - | - | - | - | - | - | - | - | - | 0.0 |
| Neptune Deepwater Port | - | - | - | - | - | - | - | - | - | - | - | - | 0.0 |
| Northeast Gateway | - | - | - | - | - | - | - | - | - | - | - | - | 0.0 |
| TOTAL Imports of LNG | 2.6 | 4.0 | - | - | - | - | - | - | - | - | - | - | 6.6 |

LNG Imports by Company (Bcf of Natural Gas)

Table 2d(iii)

| 2022 | January | February | March | April | May | June | July | August | September | October | November | December | TOTAL |
|--------------------------------------|------------|------------|-------|-------|-----|------|------|--------|-----------|---------|----------|----------|------------|
| BG LNG Services, LLC | - | - | - | - | - | - | - | - | - | - | - | - | 0.0 |
| BP Energy | - | - | - | - | - | - | - | - | - | - | - | - | 0.0 |
| Cheniere Marketing LLC | - | - | - | - | - | - | - | - | - | - | - | - | 0.0 |
| ConocoPhillips | - | - | - | - | - | - | - | - | - | - | - | - | 0.0 |
| Constellation LNG, LLC | 2.6 | 4.0 | - | - | - | - | - | - | - | - | - | - | 6.6 |
| Engie Gas & LNG LLC | - | - | - | - | - | - | - | - | - | - | - | - | 0.0 |
| Excelerate Energy Gas Marketing L.P. | - | - | - | - | - | - | - | - | - | - | - | - | 0.0 |
| Freeport LNG Development, L.P. | - | - | - | - | - | - | - | - | - | - | - | - | 0.0 |
| Pacific Summit Energy LLC | - | - | - | - | - | - | - | - | - | - | - | - | 0.0 |
| Sempra LNG Marketing | - | - | - | - | - | - | - | - | - | - | - | - | 0.0 |
| Shell NA LNG LLC | - | - | - | - | - | - | - | - | - | - | - | - | 0.0 |
| Statoil Natural Gas | - | - | - | - | - | - | - | - | - | - | - | - | 0.0 |
| Total Gas & Power | - | - | - | - | - | - | - | - | - | - | - | - | 0.0 |
| Total Imports of LNG | 2.6 | 4.0 | - | - | - | - | - | - | - | - | - | - | 6.6 |

*Very small volumes shown as zero due to rounding.



SHORT-TERM VESSEL-BORNE IMPORTS OF LIQUEFIED NATURAL GAS

Table 2e(i)

| Date of Arrival | Name of Importer | Seller | Docket Number | Country of Origin | Name of Tanker | Receiving Terminal | Volume (Mcf of Natural Gas) | Notes |
|--|------------------|--------|---------------|-------------------|----------------|--------------------|-----------------------------|-------|
| NA | | | | | | | | |
| TOTAL Short-Term Imports of LNG | | | | | | | 0 | |

[S] Spot - a one-time transaction for near-term delivery of a specific quantity of LNG at a specific location. Prior to 2006, spot cargos could be included in either long-term or short-term authorization types.

[*] Split cargo - a single shipment of LNG where portions of the cargo have different transactional characteristics. For instance, a single cargo can have more than one buyer, supplier, price, unloading port, loading port, or DOE authorization.

LONG-TERM VESSEL-BORNE IMPORTS OF LIQUEFIED NATURAL GAS

Table 2e(ii)

| Date of Arrival | Name of Importer | Seller | Docket Number | Country of Origin | Name of Tanker | Receiving Terminal | Volume (Mcf of Natural Gas) | Notes |
|--------------------------|------------------------|-------------------------------|---------------|-------------------|----------------|------------------------|-----------------------------|-------|
| 1/9/2023 | Constellation LNG, LLC | Naturgy LNG Marketing Limited | 2019-5-LNG | Jamaica | Cadiz Knutsen | Everett, Massachusetts | 1,258,592 | |
| 1/23/2023 | Constellation LNG, LLC | Naturgy LNG Marketing Limited | 2019-5-LNG | Trinidad | Cadiz Knutsen | Everett, Massachusetts | 1,328,668 | |
| 2/9/2023 | Constellation LNG, LLC | Naturgy LNG Marketing Limited | 2019-5-LNG | Trinidad | Cadiz Knutsen | Everett, Massachusetts | 2,743,627 | |
| 2/23/2023 | Constellation LNG, LLC | Naturgy LNG Marketing Limited | 2019-5-LNG | Trinidad | Cadiz Knutsen | Everett, Massachusetts | 1,248,758 | |
| TOTAL LNG IMPORTS | | | | | | | 6,579,645 | |

[S] Spot - a one-time transaction for near-term delivery of a specific quantity of LNG at a specific location. Prior to 2006, spot cargos could be included in either long-term or short-term authorization types.

[*] Split cargo - a single shipment of LNG where portions of the cargo have different transactional characteristics. For instance, a single cargo can have more than one buyer, supplier, price, unloading port, loading port, or DOE authorization.

[E-P] - a portion of this cargo was delivered to Everett, MA on 16 February 2017 and a portion was delivered to Ponce, Puerto Rico on 22 February 2017.

VESSEL-BORNE IMPORTS OF LIQUEFIED NATURAL GAS (LNG) TO PUERTO RICO

Table 2f

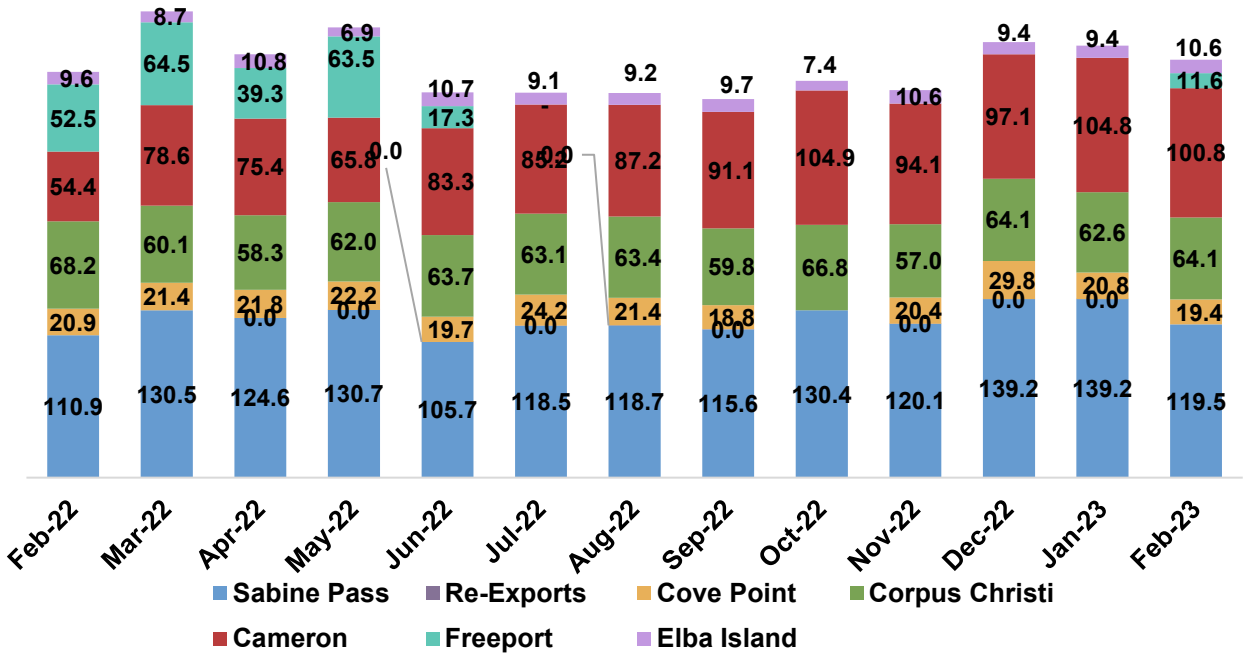
| Date of Arrival | Name of Importer | Seller | Docket Number | Country of Origin | Name of Tanker | Receiving Terminal | Volume (Mcf of Natural Gas) | Notes |
|--|---------------------------------|---------------------------------|---------------|-------------------|----------------------|-----------------------|-----------------------------|-------|
| 1/1/2023 | NFEnergia LLC | NFE North Trading Ltd | 2022-4-LNG | Trinidad | Avenir Accolade | San Juan, Puerto Rico | 17,906 | [S] |
| 1/4/2023 | Naturgy Aprovisionamientos S.A. | Naturgy Aprovisionamientos S.A. | 2022-107-LNG | Nigeria | Iberica Knutsen | Ponce, Puerto Rico | 1,371,477 | [*] |
| 1/8/2023 | NFEnergia LLC | NFE North Trading Ltd | 2022-4-LNG | Nigeria | CNTIC VPower Global | San Juan, Puerto Rico | 287,074 | [S] |
| 1/15/2023 | Naturgy Aprovisionamientos S.A. | Naturgy Aprovisionamientos S.A. | 2022-107-LNG | Nigeria | Iberica Knutsen | Ponce, Puerto Rico | 1,370,483 | [*] |
| 1/17/2023 | NFEnergia LLC | NFE North Trading Ltd | 2022-4-LNG | Nigeria | Coral Encanto | San Juan, Puerto Rico | 82,562 | [S] |
| 1/21/2023 | NFEnergia LLC | NFE North Trading Ltd | 2022-4-LNG | Trinidad | Avenir Accolade | San Juan, Puerto Rico | 112,049 | [S] |
| 1/27/2023 | NFEnergia LLC | NFE North Trading Ltd | 2022-4-LNG | Trinidad | CNTIC VPower Global | San Juan, Puerto Rico | 575,419 | [S] |
| 1/30/2023 | Naturgy Aprovisionamientos S.A. | Naturgy Aprovisionamientos S.A. | 2022-107-LNG | Trinidad | Cadiz Knutsen | Ponce, Puerto Rico | 1,402,869 | [*] |
| 2/1/2023 | NFEnergia LLC | NFE North Trading Ltd | 2022-4-LNG | Trinidad | Avenir Accolade | San Juan, Puerto Rico | 160,315 | [S] |
| 2/7/2023 | NFEnergia LLC | NFE North Trading Ltd | 2022-4-LNG | Trinidad | CNTIC VPower Global | San Juan, Puerto Rico | 585,113 | [S] |
| 2/10/2023 | Naturgy Aprovisionamientos S.A. | Naturgy Aprovisionamientos S.A. | 2022-107-LNG | Nigeria | Castillo de Villalba | Ponce, Puerto Rico | 1,383,285 | [*] |
| 2/18/2023 | NFEnergia LLC | NFE North Trading Ltd | 2022-4-LNG | Nigeria | CNTIC VPower Global | San Juan, Puerto Rico | 604,246 | [S] |
| 2/22/2023 | Naturgy Aprovisionamientos S.A. | Naturgy Aprovisionamientos S.A. | 2022-107-LNG | Trinidad | BW GDF Suez Boston | Ponce, Puerto Rico | 1,424,017 | [*] |
| 2/23/2023 | NFEnergia LLC | NFE North Trading Ltd | 2022-4-LNG | Nigeria | Avenir Accolade | San Juan, Puerto Rico | 157,783 | [S] |
| 2/27/2023 | NFEnergia LLC | NFE North Trading Ltd | 2022-4-LNG | Nigeria | CNTIC VPower Global | San Juan, Puerto Rico | 619,222 | [S] |
| TOTAL Imports of LNG to Puerto Rico | | | | | | | 10,153,820 | |

Note: Naturgy Aprovisionamientos S.A. (formerly Gas Natural Aprovisionamientos SDG. S.A.)

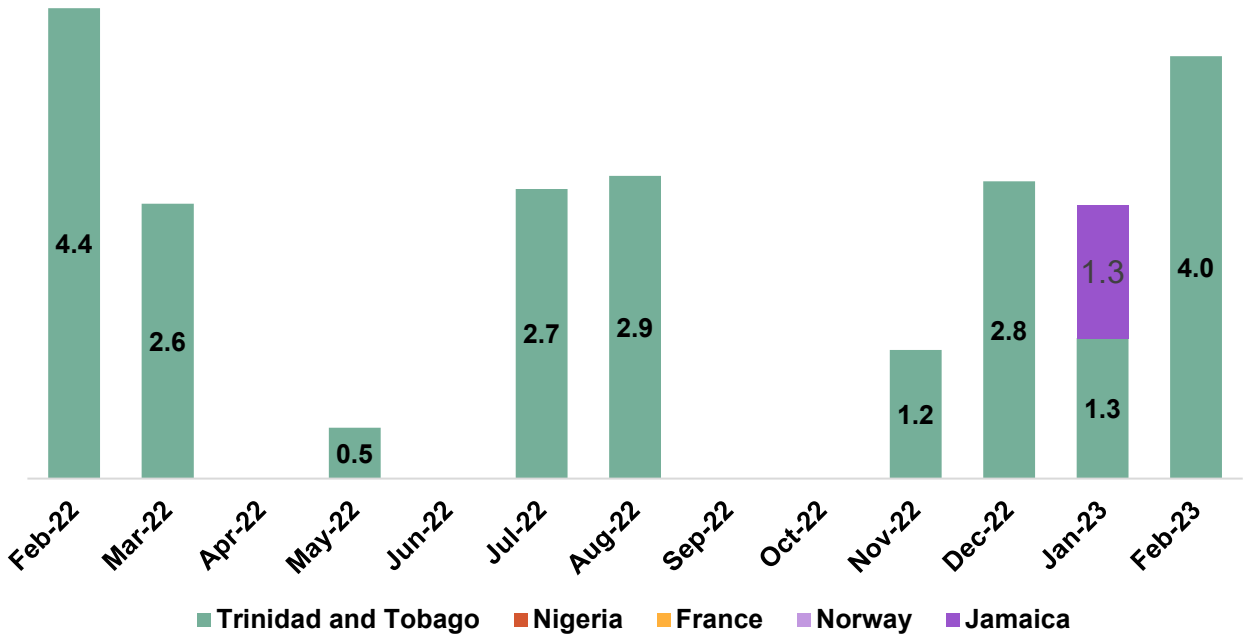
[S] Spot – a one-time transaction for near-term delivery of a specific quantity of LNG at a specific location.

[*] Split cargo – a single shipment of LNG where portions of the cargo have different transactional characteristics. For instance, a single cargo can have more than one buyer, supplier, price, unloading port, loading port, or DOE authorization.

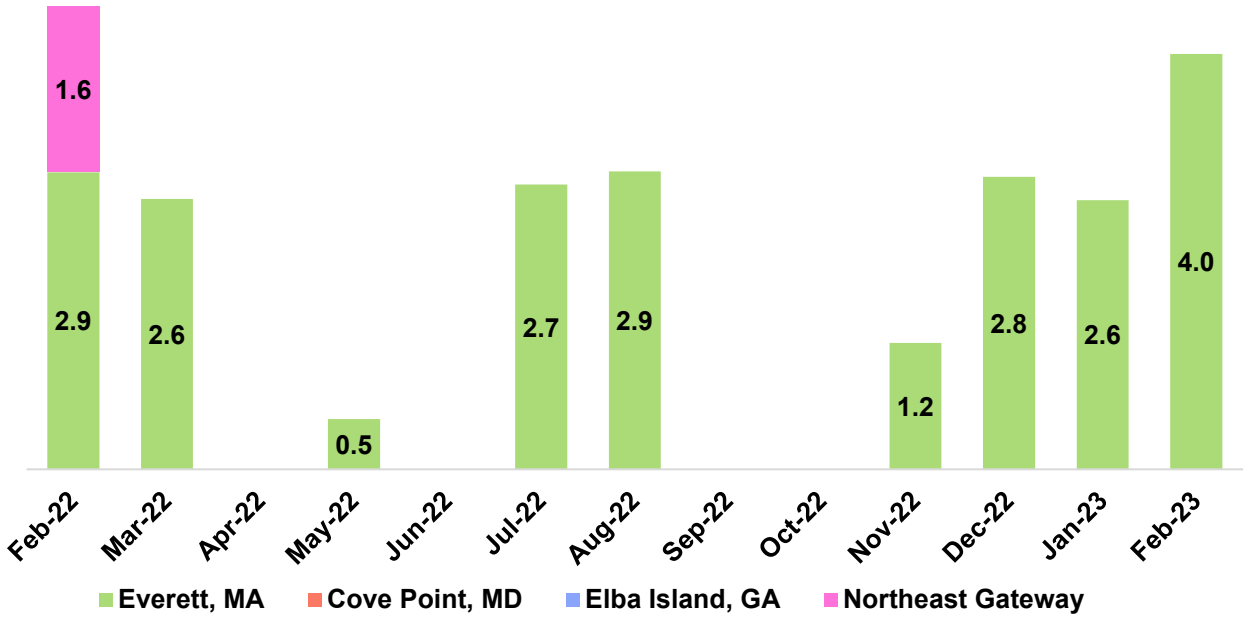
U.S. LNG by Vessel – Export and Re-Export Volumes (Bcf)



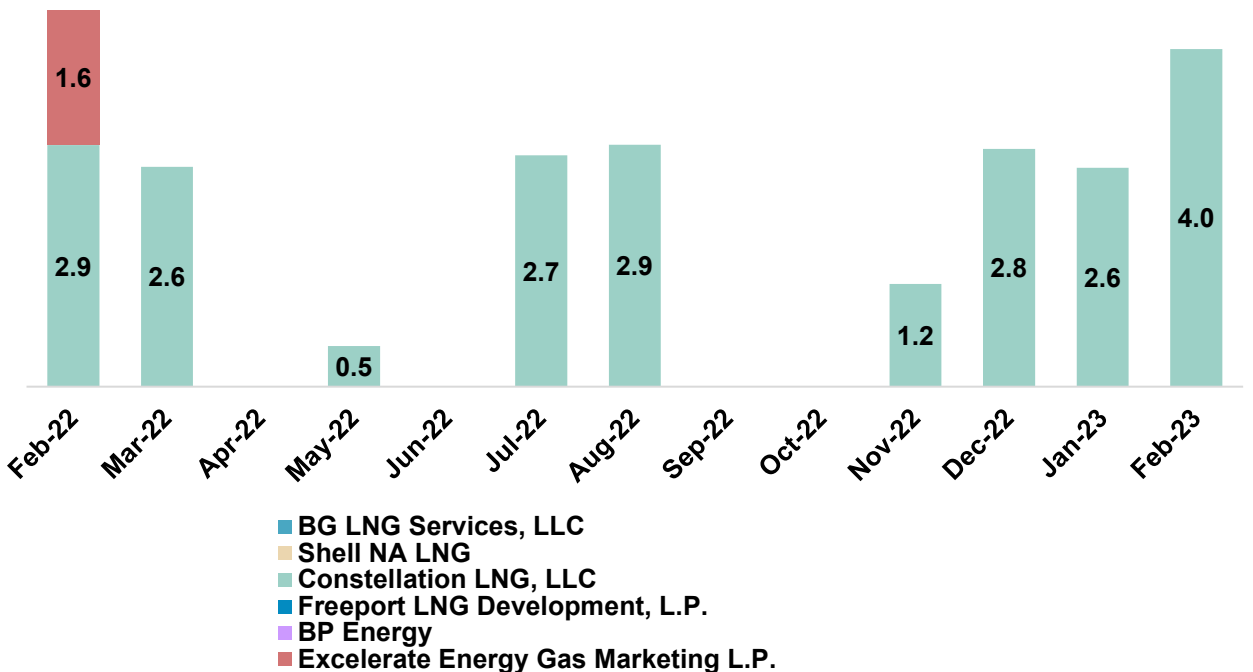
U.S. LNG Import Volume by Source Country (Bcf)



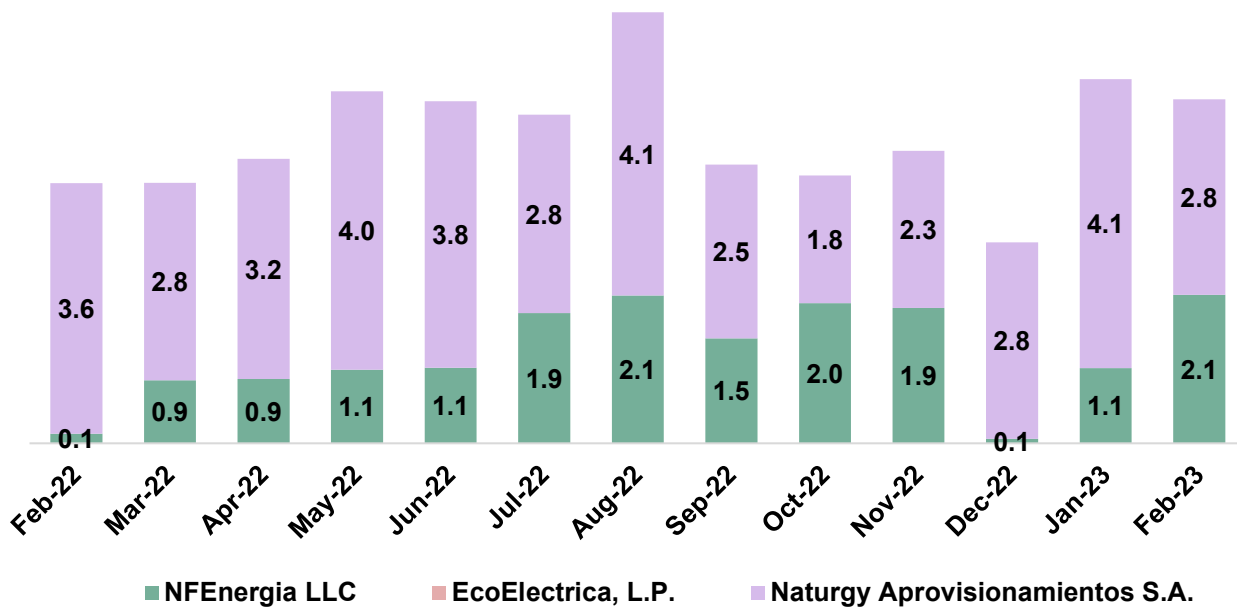
U.S. LNG Import Volume by Terminal (Bcf)



U.S. LNG Import Volume by Company (Bcf)



U.S. LNG Import Volume by Company, Puerto Rico (Bcf)



NOTES AND DEFINITIONS

- 1) Import prices are landed and include the price of the LNG, the transportation cost to the U.S. terminal, and the cost of offloading the LNG. Landed prices do not include regasification fees.
- 2) The data are provided by importers and exporters as a condition of their authorizations (which are issued by this office). They are reported as filed, after DOE review and any subsequent revisions by importers and exporters.
- 3) Spot cargos [S] are a one-time transaction for near-term delivery of a specific quantity of LNG at a specific location. Spot cargos could be included in either long-term or short-term authorization types.
- 4) Split cargos [*] refer to a single shipment of LNG where portions of the cargo have different transactional characteristics. For instance, a single cargo can have more than one buyer, supplier, price, unloading port, loading port, or DOE authorization.
- 5) Commissioning cargos [C] refer to pre-commercial cargos loaded while export facility operations are still undergoing final testing and inspection. Commissioning cargos may occur multiple times for the same facility as individual LNG trains enter service.
- 6) Export prices are free on board (FOB) and are inclusive of all costs of the LNG up to the point of export, including commodity costs and liquefaction fees. Prior to July 2019, cargo prices that include liquefaction fees are indicated by the footnote [L].
- 7) Short-term imports or exports are those cargos imported or exported under a company's short-term or "blanket" authorization. This type of authorization covers supply contracts with terms up to 2 years, including spot cargos. The authorization is not based on a specific supply contract, but covers all of the importer's short-term supply deals. DOE does not have copies of those contracts and they are not filed with the applications.
- 8) Long-term imports or exports are those cargos imported or exported under a company's long-term authorization. This type of authorization is tied to one specific supply contract with a term of more than two years. Redacted copies of the contracts are available on our website (please see below).
- 9) Authorization holders are required to file volume data in thousand cubic feet (Mcf). Therefore, data collected does not necessarily include equivalent amounts of energy, measured in million British thermal units (MMBtu).
- 10) Prices for re-exports are the prices at the point of export, also known as FOB (free on board).
- 11) Data are current as of the publication date. Any revisions to reported data will be published in the next scheduled LNG Monthly.

Our web address is: www.fossil.energy.gov
Click "Services," then click "Natural Gas Regulation."



U.S. DEPARTMENT OF
ENERGY | Fossil Energy and
Carbon Management
OFFICE OF RESOURCE SUSTAINABILITY