

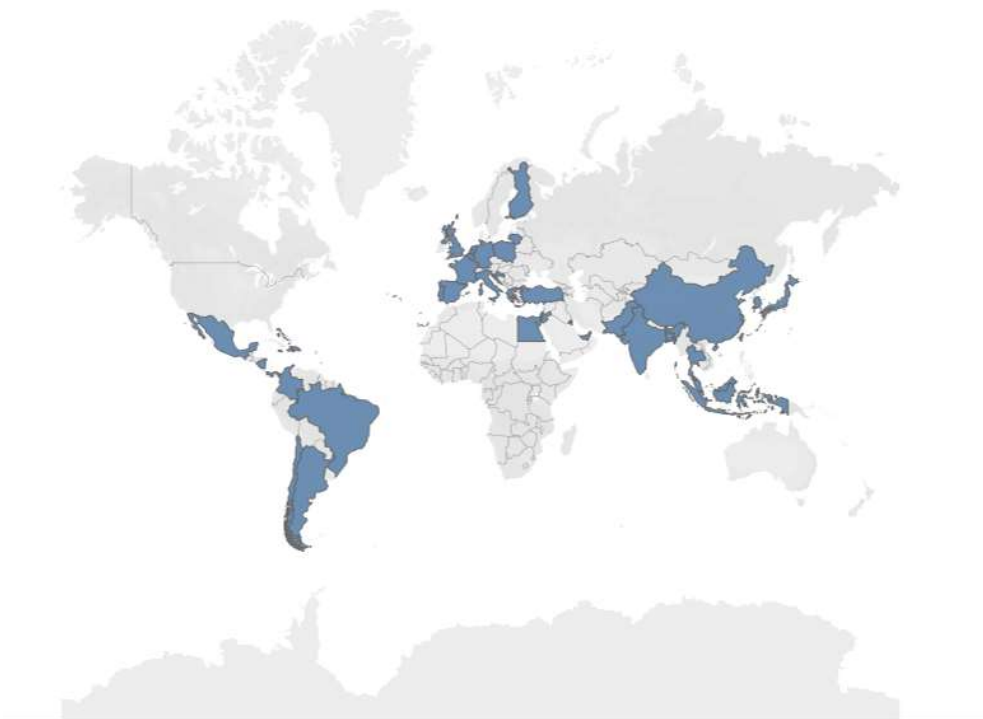
# Natural Gas Imports and Exports Fourth Quarter Report 2022

---



Prepared by:

U.S. Department of Energy  
Office of Regulation, Analysis, and Engagement  
Division of Natural Gas Regulation



Map shows the Exports of Domestically-Produced LNG Delivered by Vessel.

(Cumulative starting from February 2016 through December 2022.)



# **NATURAL GAS IMPORTS AND EXPORTS**

**FOURTH QUARTER REPORT  
2022**

**Division of Natural Gas Regulation  
Office of Regulation, Analysis, and Engagement  
Office of Oil & Natural Gas  
Office of Fossil Energy  
U.S. Department of Energy**

**[ngreports@hq.doe.gov](mailto:ngreports@hq.doe.gov)**





# Table of Contents

	<b>Summary</b> .....	1
<b>1</b>	<b>Quarterly Summary</b> .....	3
	Maps of Imports & Exports by Point of Entry/Exit.....	5
	Graphical Summaries & Comparisons.....	11
	Tabular Summaries & Comparisons .....	61
	1a Quarter in Review.....	63
	1b All Import/Export Activities YTD 2022 vs. YTD 2021 .....	64
	1c All Import/Export Activities 4 <sup>th</sup> Quarter 2022 vs. 3 <sup>rd</sup> Quarter 2022.....	65
	1d All Import/Export Activities 4 <sup>th</sup> Quarter 2022 vs. 4 <sup>th</sup> Quarter 2021 .....	65
	1e Pipeline Imports 4 <sup>th</sup> Quarter 2022 vs. 3 <sup>rd</sup> Quarter 2022 .....	66
	1f Pipeline Imports 4 <sup>th</sup> Quarter 2022 vs. 4 <sup>th</sup> Quarter 2021.....	66
	1g Pipeline Exports 4 <sup>th</sup> Quarter 2022 vs. 3 <sup>rd</sup> Quarter 2021.....	67
	1h Pipeline Exports 4 <sup>th</sup> Quarter 2022 vs. 4 <sup>th</sup> Quarter 2021 .....	67
	1i Trucked LNG Imports 4 <sup>th</sup> Quarter 2022 vs. 3 <sup>rd</sup> Quarter 2022 .....	68
	1j Trucked LNG Imports 4 <sup>th</sup> Quarter 2022 vs. 4 <sup>th</sup> Quarter 2021.....	68
	1k Trucked LNG Exports 4 <sup>th</sup> Quarter 2022 vs. 3 <sup>rd</sup> Quarter 2022.....	69
	1l Trucked LNG Exports 4 <sup>th</sup> Quarter 2022 vs. 4 <sup>th</sup> Quarter 2021 .....	69
	1m Trucked CNG Imports 4 <sup>th</sup> Quarter 2022 vs. 3 <sup>rd</sup> Quarter 2022.....	70
	1n Trucked CNG Imports 4 <sup>th</sup> Quarter 2022 vs. 4 <sup>th</sup> Quarter 2021 .....	70
	1o Trucked CNG Exports 4 <sup>th</sup> Quarter 2022 vs. 3 <sup>rd</sup> Quarter 2022.....	71
	1p Trucked CNG Exports 4 <sup>th</sup> Quarter 2022 vs. 4 <sup>th</sup> Quarter 2021.....	71
	1q Short-Term Pipeline Imports by Point of Entry.....	72
	1r Long-Term Pipeline Imports by Point of Entry .....	73
	1s Short-Term Pipeline Exports by Point of Exit.....	74
	1t Long-Term Pipeline Exports by Point of Exit .....	75
	1u Short-Term Imports by Month, 2017 - YTD 2022.....	76
	1v Long-Term Imports by Month, 2017 - YTD 2022 .....	77
<b>2</b>	<b>LNG</b> .....	79
	2 LNG Export Map and Table.....	81
	2a Shipments of Domestically-Produced LNG Delivered YTD 2022 .....	83
	2b Shipments of Domestically-Produced LNG Shipped by ISO Container YTD 2022.....	119
	2c Shipments of LNG Re-Exported YTD 2022.....	130
	2d LNG Imports by Country, Receiving Terminal, and Importer YTD 2022 .....	131
	2e Shipments of LNG Received YTD 2022 .....	132
	2f Shipments of LNG Received YTD 2022, Puerto Rico.....	133
<b>3</b>	<b>All Imports &amp; Exports</b> .....	135
	3a Natural Gas Pipeline Imports by Point of Entry and Type of Authorization .....	137
	3b Natural Gas Imports by U.S. Market Area.....	139
	3c Natural Gas Pipeline Exports by Point of Exit and Type of Authorization.....	140
	3d Volume and Price Report: Long-Term Imports .....	142
	3e Volume and Price Report: Long-Term Exports .....	144
	3f Short-Term Importers .....	149
	3g Short-Term Sales/Imports.....	152
	3h Short-Term Exporters.....	182
	3i Short-Term Sales/Exports .....	184
<b>4</b>	<b>Revisions</b> .....	207



## SUMMARY

The Office of Regulation, Analysis, and Engagement, Division of Natural Gas Regulation prepares quarterly reports on natural gas import and export activities. Companies are required, as a condition of their authorizations, to file monthly reports. This Natural Gas Import and Export Report is for the fourth quarter of 2022 (October through December).

Sections 1 and 2 contain quarterly summary charts, tables, and a map displaying U.S. LNG exports by vessel. Section 3 contains the detailed transactions of all imports and exports. The data in Section 3 are organized by activity: long-term imports, long-term exports, short-term imports, and short-term exports. Section 4 lists revisions made to data published previously. There is a table of contents for your convenience.

### **Fourth Quarter 2022 Highlights**

The October through December months saw the lower-48 states export a total of 951.9 Bcf of LNG by vessel (including shipments of LNG in cryogenic ISO containers, not including re-exports) through the Sabine Pass LNG, Cove Point LNG, Corpus Christi, Cameron, Venture Global, Elba Island export facilities during the fourth quarter. The Countries of Destination Table shows the destinations for these 302 LNG by vessel cargos, not including ISO container shipments. The Countries of Destination Table also includes 85 smaller shipment cargos of LNG in cryogenic ISO containers to Antigua and Barbuda, Barbados, Bahamas, Germany, Haiti, and Jamaica from Fort Lauderdale, Florida.

U.S. imports totaled 802.2 Bcf and U.S. exports totaled 1,705.4 Bcf, resulting in net U.S. exports of 903.2 Bcf. As usual, most of the imports by pipeline came from Canada, comprising 99.9 percent of the total imports. LNG imports (truck and vessel) and U.S. imports from Mexico made up the remainder, 0.1 percent of total imports. Mexico eclipsed Canada in total natural gas by U.S. pipeline exports, with 65.3 percent going to Mexico and 34.7 percent to Canada. Total U.S. exports by pipeline equal 44.2 percent of total U.S. exports, with the remaining 55.8 percent of total U.S. exports being very small volumes of LNG trucked exports to Canada and Mexico, as well as LNG by vessel cargos (including ISO containers) to the countries listed in the Countries of Destination Table.

<b>Countries of Destination Table: Fourth Quarter 2022 U.S. LNG Exports by Vessel and ISO Container</b>		
Belgium	Italy	Spain
Brazil	Japan	Taiwan
China	Kuwait	Turkey
Colombia	Lithuania	United Kingdom
Croatia	Malta	Antigua and Barbuda (ISO)
Dominican Republic	Mexico	Bahamas (ISO)
Finland	Netherlands	Barbados (ISO)
France	Panama	Germany (ISO)
Germany	Poland	Haiti (ISO)
Greece	Portugal	Jamaica (ISO)
India	Singapore	
Indonesia	South Korea	

### **Fourth Quarter 2022 vs. Third Quarter 2022 - Highlights**

As illustrated in the tables in Section 1, total imports increased 6.5 percent compared to last quarter. Pipeline imports from Canada increased by 6.8 percent, with pipeline imports from Mexico decreased by 62.0 percent (although from a very small initial volume base). LNG imports by vessel decreased 28.1 percent. Canadian imports by pipeline prices were up by 9.1 percent from last quarter while Mexican imports by pipeline prices were up by 0.83 percent from last quarter. LNG import by vessel prices rose by 195.0 percent.

Total U.S. exports were 1,705.4 Bcf, 3.9 percent higher than the third quarter 2022 total. A 8.7 percent decrease in U.S. exports by pipeline to Mexico which is complemented by a 26.4 percent increase in U.S. exports by pipeline to Canada. Prices of U.S. pipeline exports to Mexico decreased by 32.4 percent with prices of U.S. pipeline exports to Canada also having decreased by 23.2 percent.

Additionally, there were 302 domestic LNG exports by vessel (not including re-exports) and 85 cargos by ISO container this quarter, with 951.9 Bcf in cargos being shipped to the countries listed in the Countries of Destination Table. Total trucked U.S. import volumes (for LNG and CNG) increased by 18.4 percent while total trucked export volumes (for LNG and CNG) increased by 88.4 percent in the fourth quarter when compared with the third quarter 2022. Total trucked U.S. export prices (for LNG and CNG) decreased by 19.3 percent and import prices (for LNG and CNG) increased by 18.4 percent, compared to last quarter.

#### **Fourth Quarter 2022 vs. Fourth Quarter 2021 – Highlights**

Total U.S. imports were up 7.1 percent from the fourth quarter of 2021. Pipeline imports from Canada increased 7.1 percent, while pipeline imports from Mexico increased by 16.9 percent (although from a small base), and LNG imports by vessel increased 19.9 percent. The average price of pipeline imports increased by 40.4 percent and LNG by vessel import prices also rose 23.3 percent. Trucked imports increased 15.3 percent from last year (although from a small base), with those prices also increasing 31.9 percent.

Total U.S. exports fell 1.2 percent compared to the fourth quarter of 2021. U.S. pipeline exports to Canada increased by 1.2 percent and U.S. pipeline exports to Mexico decreased by 4.9 percent. Total U.S. trucked exports decreased by 1.7 percent. Overall, U.S. exports by pipeline increased by 4.4 percent while prices increased by 12.4 percent, compared to the fourth quarter of 2021.

#### **Imports and Exports of LNG by Vessel**

LNG imports by vessel decreased 28.1 percent compared to last quarter and rose 19.9 percent compared to the fourth quarter of 2022. Two LNG cargos (4.0 Bcf) was imported by vessel this quarter, compared to two cargos (5.6 Bcf) in the third quarter of 2022 and two cargos (3.4 Bcf) in the fourth quarter of 2021. LNG import prices by vessel were 195.0 percent higher than the last quarter and 23.3 percent higher than in the fourth quarter of 2021.

There were 302 exports of domestically-produced LNG (not including re-exports) and 85 cargos by ISO container in this quarter (951.9 Bcf), compared to 297 by vessel and 93 by ISO container in the last quarter (895.7 Bcf) and 300 cargos by vessel and 60 by ISO container in the fourth quarter of 2021 (949.4 Bcf). The U.S. re-exported six cargos of LNG in this quarter (0.1 Bcf), and re-exported seven cargos of LNG in the last quarter (0.1 Bcf). Zero re-exports were shipped in the fourth quarter of 2021 (0.0 Bcf).

During this quarter, 21 LNG cargos were delivered to Puerto Rico (11.1 Bcf), compared to 22 in the third quarter 2022 (14.9 Bcf) and 21 in the fourth quarter of 2021 (12.2 Bcf).

Please note that the data presented in the charts and tables are subject to rounding. Data in this Report is subject to revision. Revisions occur when companies file late or corrected data after the Report has been published. The Quarterly Report is available on the Fossil Energy Web Site at <http://energy.gov/node/601551>. We welcome questions or comments about this Report; they can be emailed to us at [nreports@hq.doe.gov](mailto:nreports@hq.doe.gov).

# Quarterly Summary



# Maps of Imports & Exports by Point of Entry/Exit

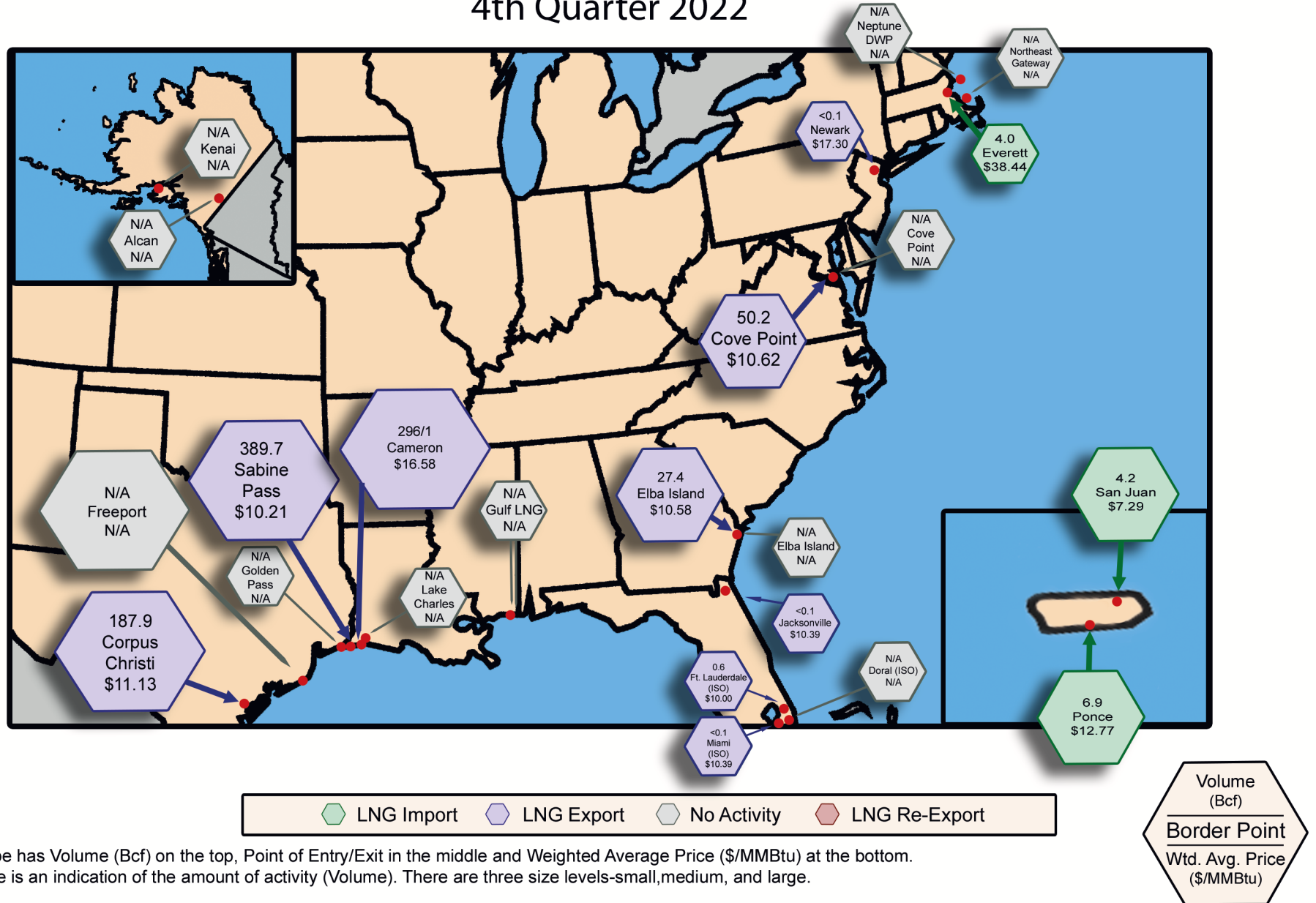
LNG Terminals  
&  
Canada and Mexico Border Maps





# Vessel-Borne LNG Imports, Exports & Re-Exports by Terminal

## 4th Quarter 2022



# Natural Gas Imports & Exports by Border Point

## Western and Midwest United States/Canada Border

### 4th Quarter 2022

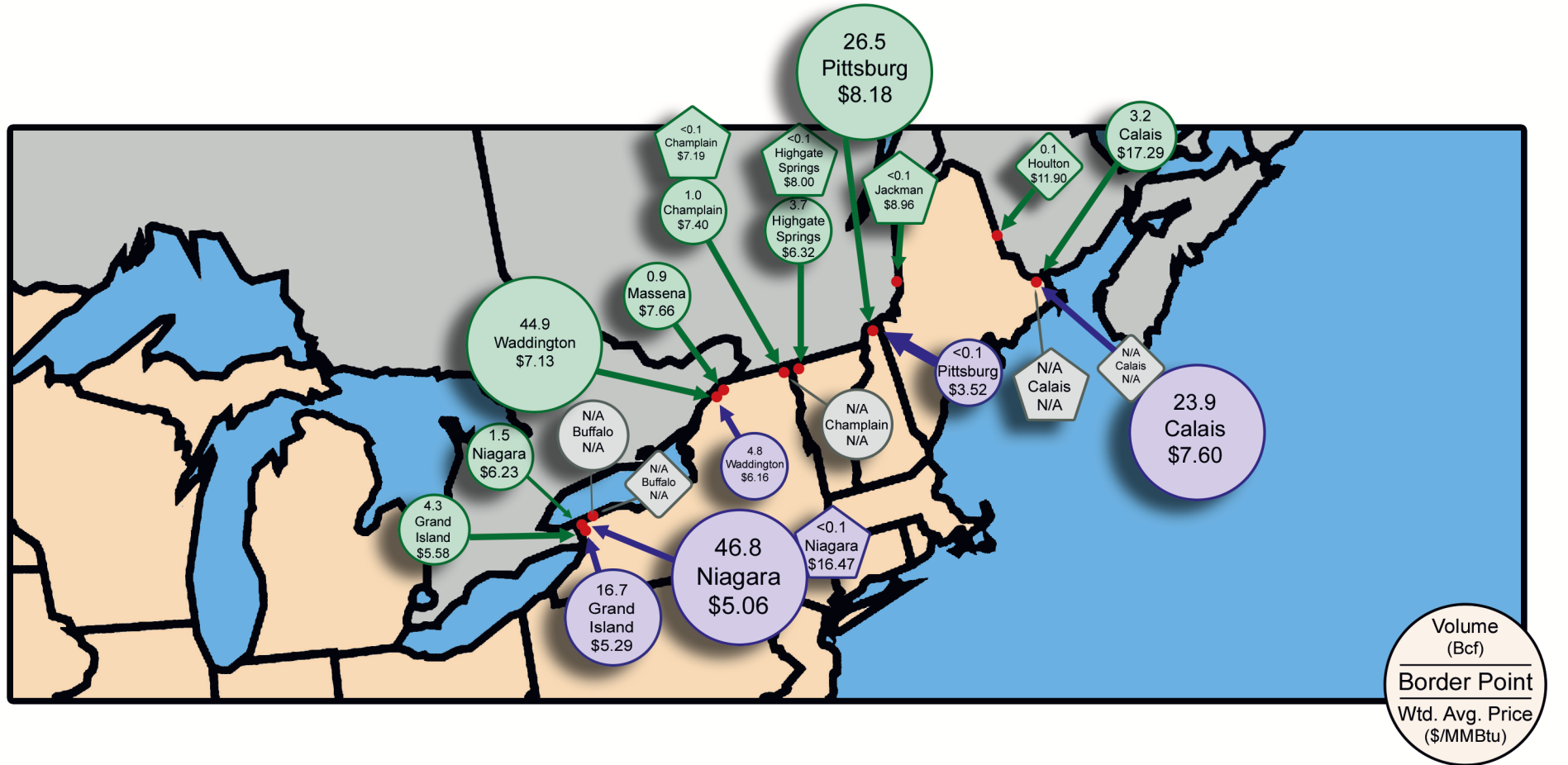


Note: Each shape has Volume (Bcf) on the top, Point of Entry/Exit in the middle and Weighted Average Price (\$/MMBtu) at the bottom. Shape size is an indication of the amount of activity (Volume). There are three size levels shown on this map- small, medium, and large.

# Natural Gas Imports & Exports by Border Point

## Northeast United States/Canada Border

### 4th Quarter 2022



● Pipeline Import   
 ● Pipeline Export   
 ◆ LNG Import by Truck   
 ◆ LNG Export By Truck   
 ◆ CNG Import by Truck   
 ◆ CNG Export by Truck   
 ○ No Activity

Note: Each shape has Volume (Bcf) on the top, Point of Entry/Exit in the middle and Weighted Average Price (\$/MMBtu) at the bottom. Shape size is an indication of the amount of activity (Volume). There are three size levels shown on this map- small, medium and large. CNG is short for Compressed Natural Gas.

# Natural Gas Imports & Exports by Border Point

## Southwest United States/Mexico Border

### 4th Quarter 2022



Note: Each shape has Volume (Bcf) on the top, Point of Entry/Exit in the middle and Weighted Average Price (\$/MMBtu) at the bottom. Shape size is an indication of the amount of activity (Volume). There are three size levels shown on this map. \*Rio Grande City, Texas is a new export point, related to the NET Mexico pipeline in the US, which connects to the Los Ramones pipeline in Mexico. Sasabe, Arizona is also a new export point, related to the Sierrita Project, a lateral from the El Paso South Mainline in the US, which connects to the Sasabe-Guaymas system in Mexico.

Volume (Bcf)
<b>Border Point</b>
Wtd. Avg. Price (\$/MMBtu)

# Graphical Summaries, Comparisons, and Trend Analysis

2022 Year in Review

2022 vs. 2021

Long-Term Trend Analysis



# **2022 Year in Review**

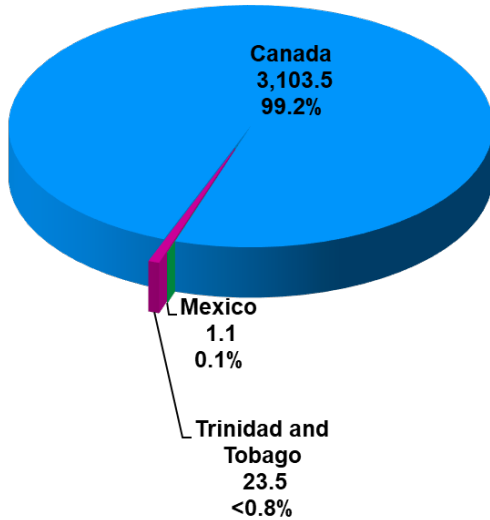




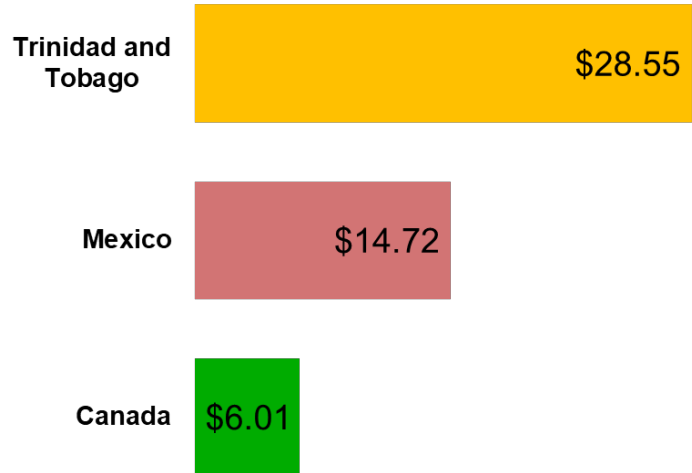
# Natural Gas Imports, 2022

Total Imports – 3,128.1 Bcf

**Natural Gas Imports, 2022**  
(Bcf)

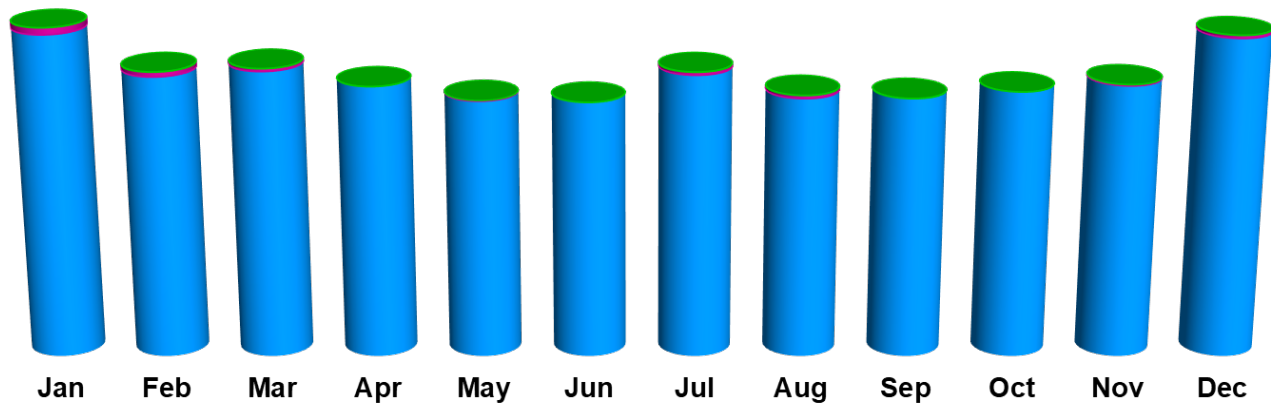


**Avg. Import Price, 2022**  
(\$/MMBtu)



- In 2022, the U.S. imported over 3.1 trillion cubic feet of natural gas.
- The vast majority of imports originated in Canada, continuing a long-term trend.
- Trinidad and Tobago was the next-largest supplier, providing 23.5 Bcf of imports, in the form of LNG. The remaining volumes were supplied by Mexico, contributing about 0.1% to total imports in 2022.
- Import prices averaged in the range of \$3.64 per MMBtu from Canada to \$11.65 per MMBtu for LNG from Trinidad and Tobago.

## Natural Gas Imports by Month, 2022 (Bcf)

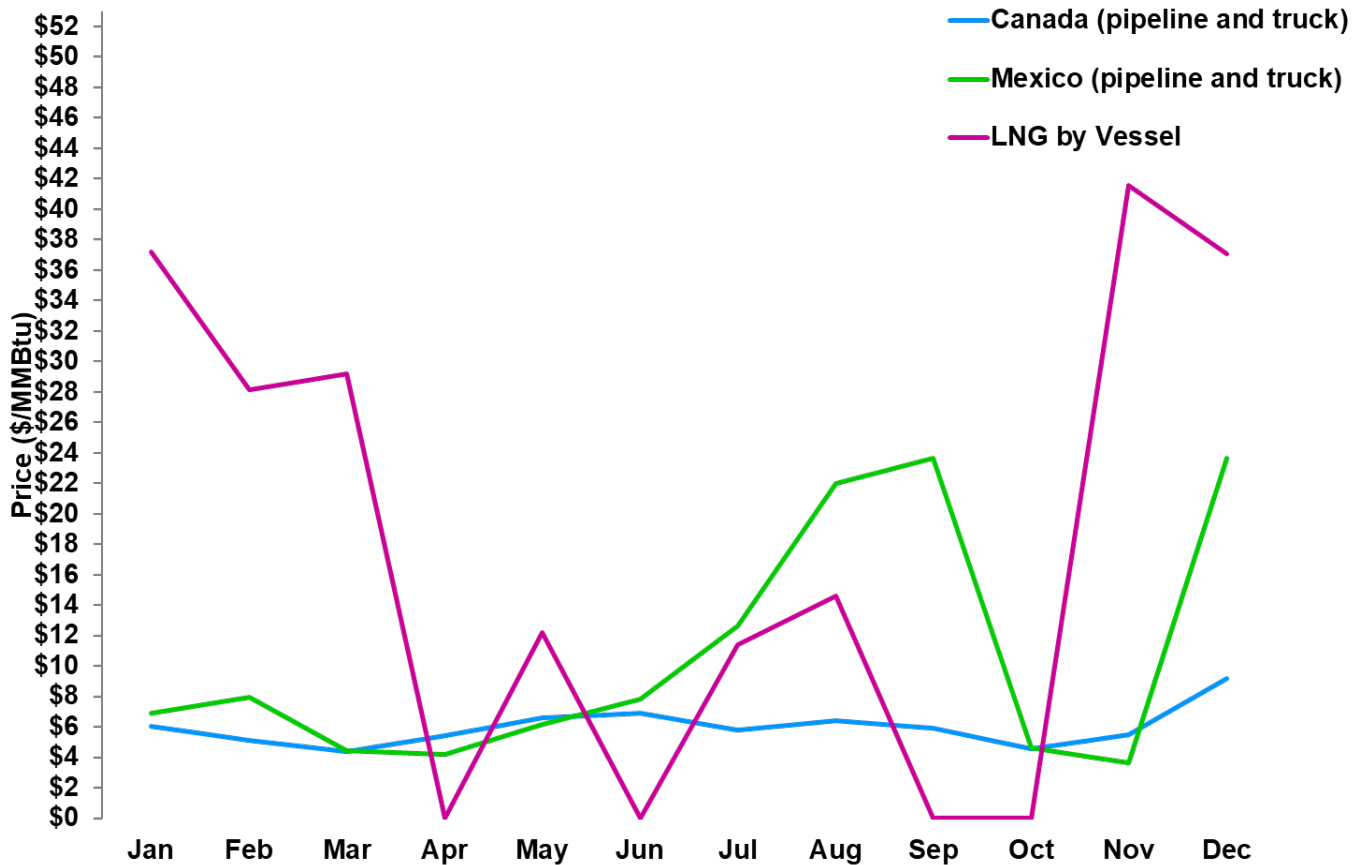


	Jan	Feb	Mar	Apr	May	Jun	Jul	Aug	Sep	Oct	Nov	Dec
<b>Total</b>	306.2	266.2	269.2	252.9	240.1	238.4	266.2	244.8	241.9	248.0	254.7	299.5
<b>Mexico (pipeline and truck)</b>	0.1	0.2	0.1	0.0	0.0	0.0	0.2	0.2	0.1	0.0	0.0	0.1
<b>LNG by Vessel*</b>	6.4	4.4	2.6	0.0	0.5	0.0	2.7	2.9	0.0	0.0	1.2	2.8
<b>Canada (pipeline and truck)</b>	299.8	261.6	266.6	252.9	239.5	238.4	263.2	241.8	241.8	248.0	253.5	296.5

\*LNG by vessel includes vessels shipped in ISO containers

- Canada supplied the vast majority of imports not only for the year as a whole, but consistently throughout 2022.
- LNG by vessel, was the second-largest source of imports in every month which had cargos by vessel in 2022.
- Imports from Mexico were negligible for the year.
- U.S. imports of LNG and CNG by truck are too small to be shown here.

## Sales Price of Imports by Month, 2022

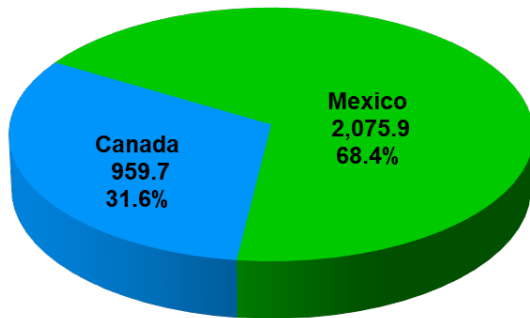


- Average import prices from Canada and Mexico converged on each other during various months of the year in 2022 (although it should be noted that Mexican imports constituted a very small volume).
- Prices of LNG imported by vessel fluctuated throughout the year, but were mostly higher than import prices by pipeline, while not having imports for every month in 2022.

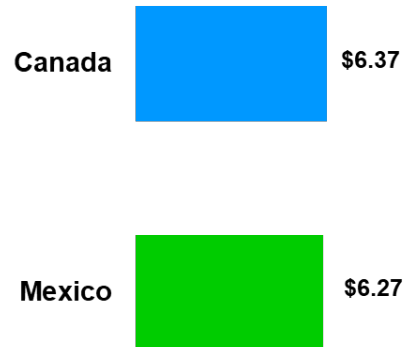
# Domestic Natural Gas Exports by Pipeline and Truck 2022

Total Exports – 3,039.4 Bcf

**Natural Gas Exports, 2022**  
(Bcf)



**Avg. Export Price, 2022**  
(\$/MMBtu)



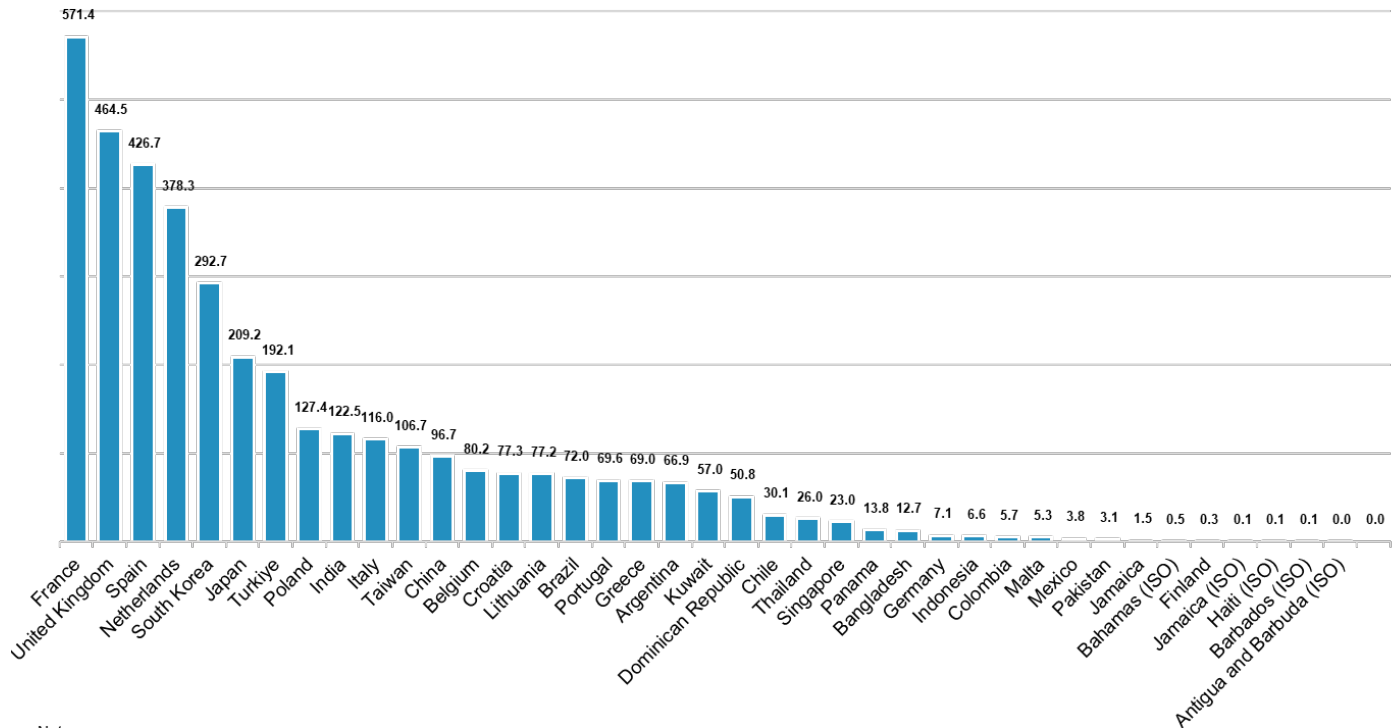
**Notes:**

Canada and Mexico prices are at the U.S. border.  
The Data on foreign-sourced LNG re-exported from the U.S. is not included here but can be found in Table 2c.

- In 2022, 68% of U.S. gas exports by pipeline were delivered to Mexico with 32% delivered to Canada.
- Average prices for exports to Canada by pipeline were slightly higher than for Mexico.

# Liquefied Natural Gas Exports by Vessel and ISO Container, 2022

Total Exports – 3,864.0 Bcf



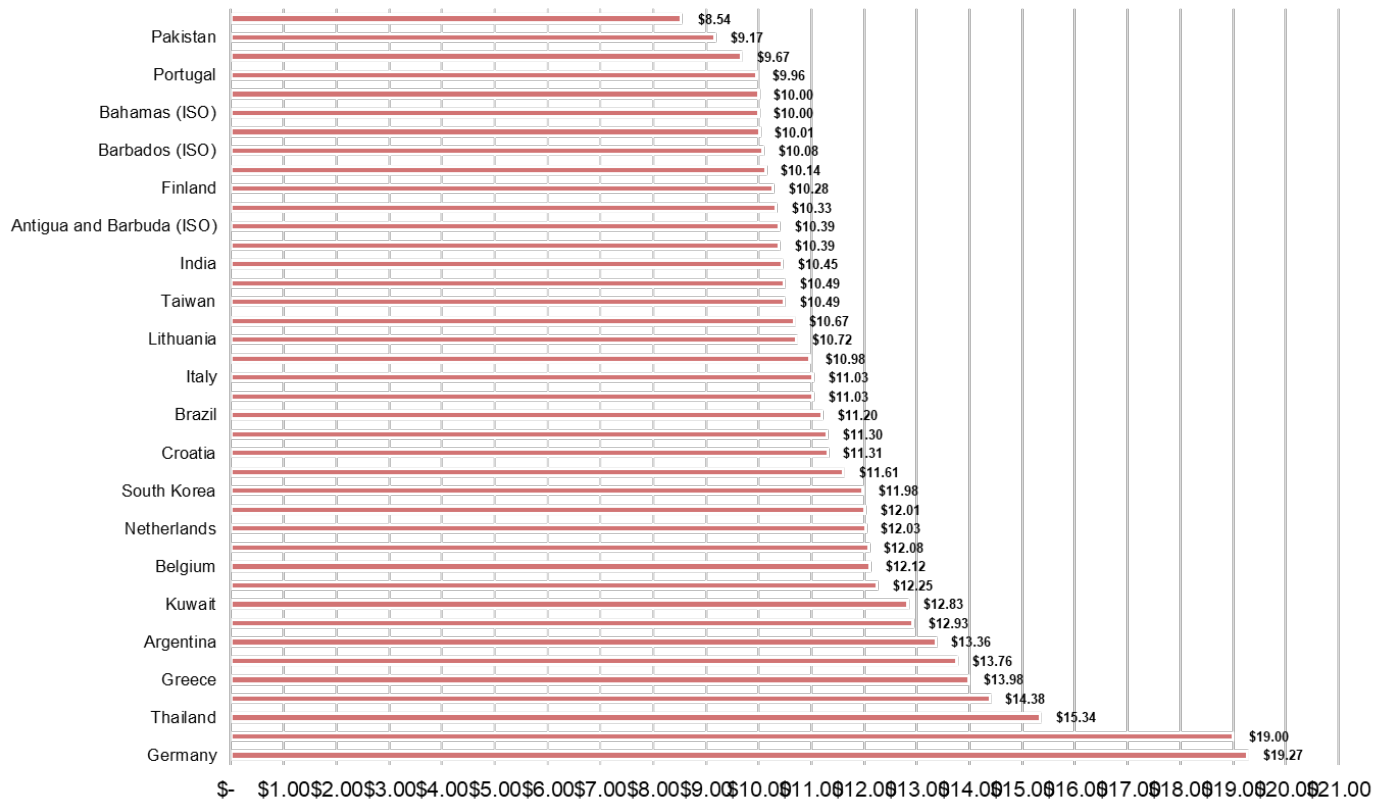
#### Notes:

The Data on foreign-sourced LNG re-exported from the U.S. is not included here but can be found in Table 2c.

Liquefied Natural Gas Exports contains a very small volume of U.S. exports shipped by ISO container and does not include a very small volume of LNG exports by truck. Very small volumes shown as zero due to rounding.

- In 2022, the majority of LNG exports by vessel went to France (571.4 Bcf) and United Kingdom (464.5 Bcf), for a total of 27 percent of all gas exported.
- A very small amount of LNG was shipped by ISO containers to Barbados, Bahama Islands, Jamaica, Haiti, Barbados, and Antigua and Barbuda.

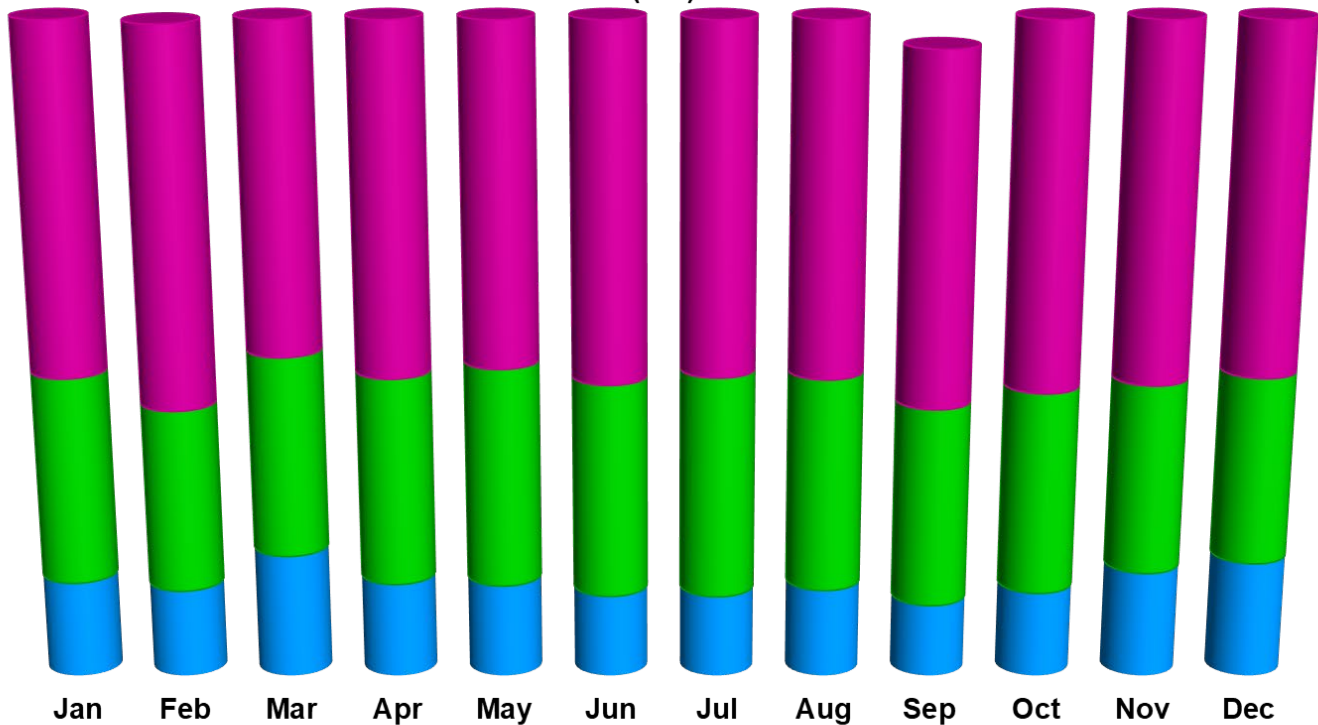
## Average Prices (\$/MMBtu) of Liquefied Natural Gas Exports by Vessel and ISO Container, 2022



- The prices in 2022 ranged from \$8.54 per MMBtu for shipments to Pakistan to \$19.27 per MMBtu to Germany.

## Natural Gas Exports by Month, 2022

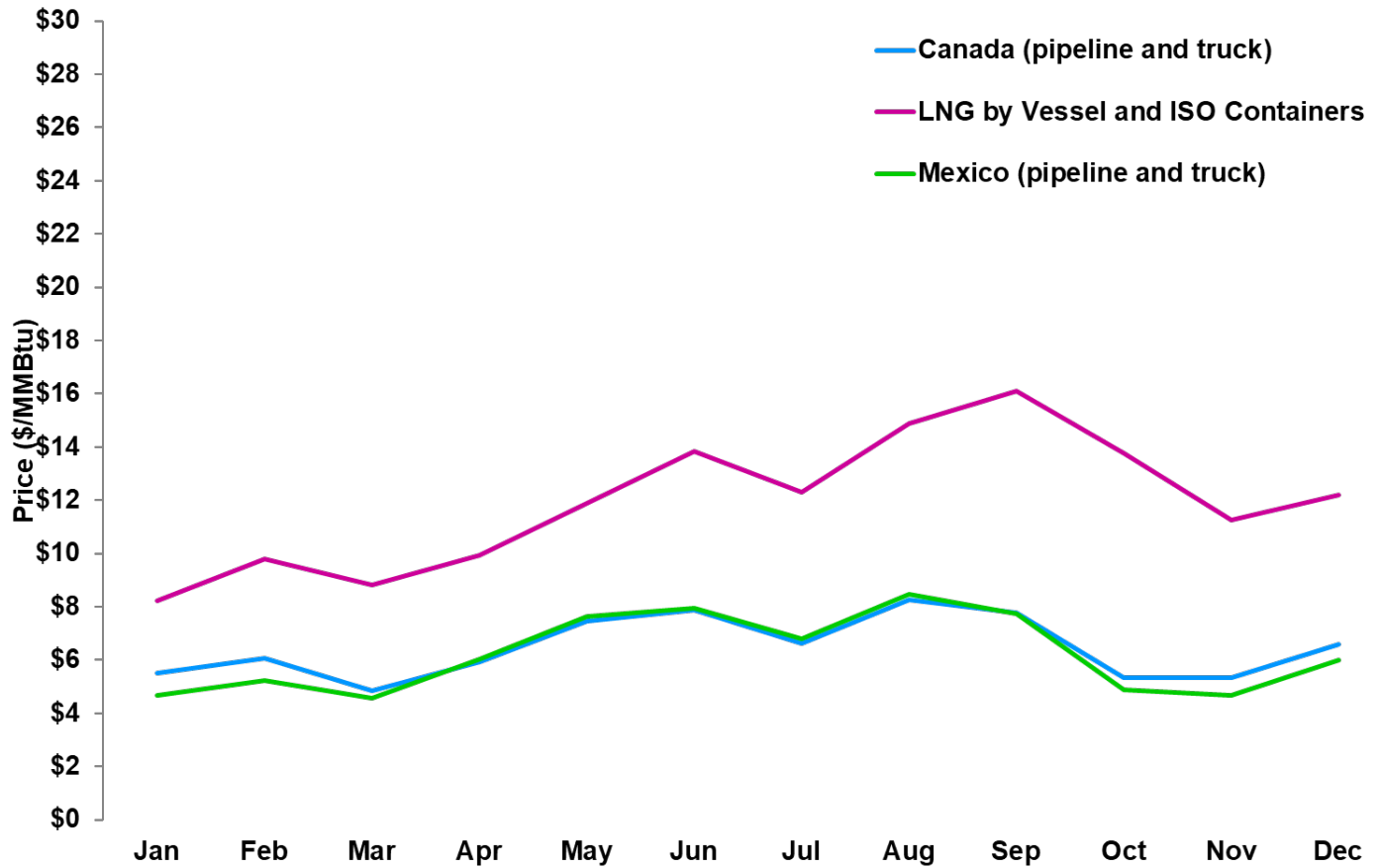
(Bcf)



	Jan	Feb	Mar	Apr	May	Jun	Jul	Aug	Sep	Oct	Nov	Dec
<b>Total</b>	610.8	546.4	639.1	587.4	616.6	552.5	558.4	556.6	526.5	554.3	553.8	597.3
<b>LNG by Vessel and ISO Containers</b>	353.6	316.6	364.0	330.3	351.3	300.5	300.3	300.1	295.3	309.6	302.5	339.8
<b>Mexico (pipeline and truck)</b>	175.6	155.2	170.0	176.6	186.1	181.8	188.3	181.2	169.3	171.9	161.1	158.8
<b>Canada (pipeline and truck)</b>	81.6	74.6	105.1	80.5	79.2	70.1	69.8	75.2	61.9	72.8	90.2	98.7

- Total exports rose from the beginning of the year.
- Exports to Canada were highest in the first and last quarters, and lower in the middle of the year, in a clear seasonal pattern.

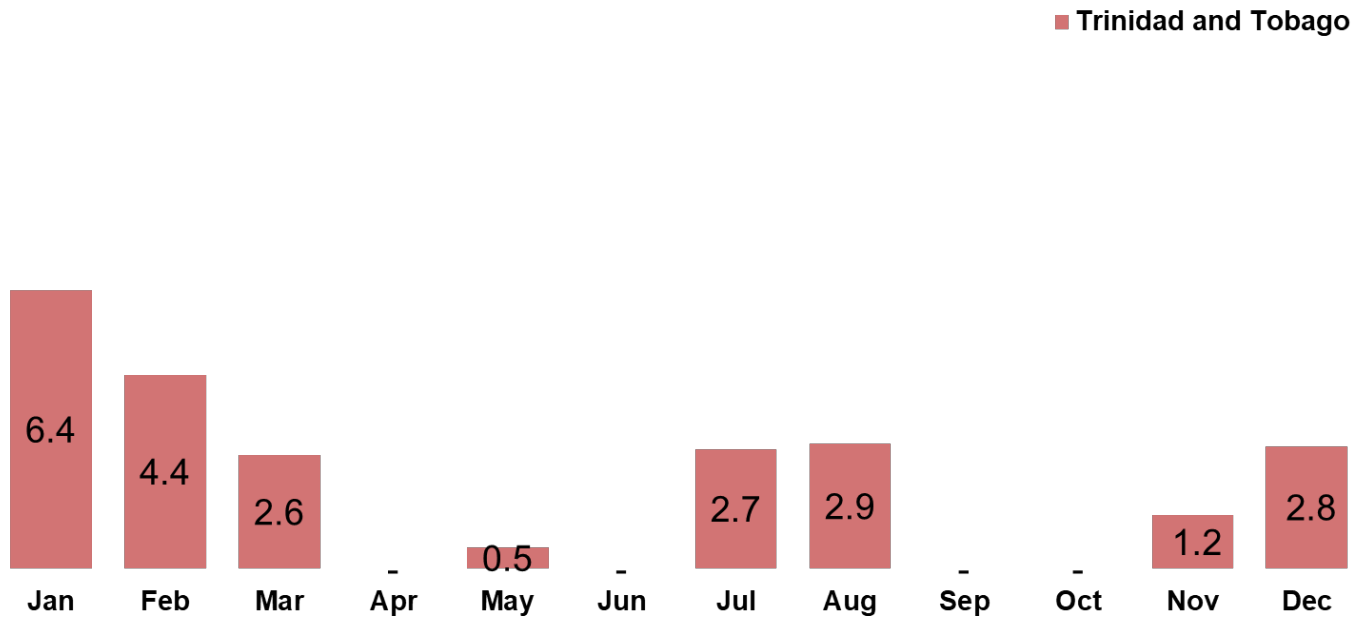
## Sales Price of Exports by Month, 2022



- Prices for pipeline exports to Canada and Mexico tracked very closely throughout the year. LNG prices by vessel were higher than most pipeline and truck prices for the whole year.



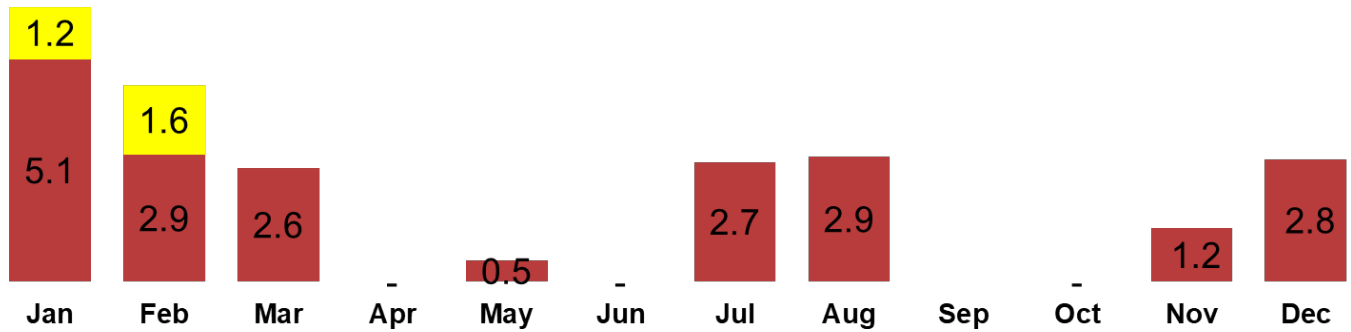
## LNG by Vessel Import Volume by Country, 2022 (Bcf)



- Trinidad and Tobago was the main supplier of LNG to the United States in 2022, supplying 23.5 Bcf. (see table 2e for more information).

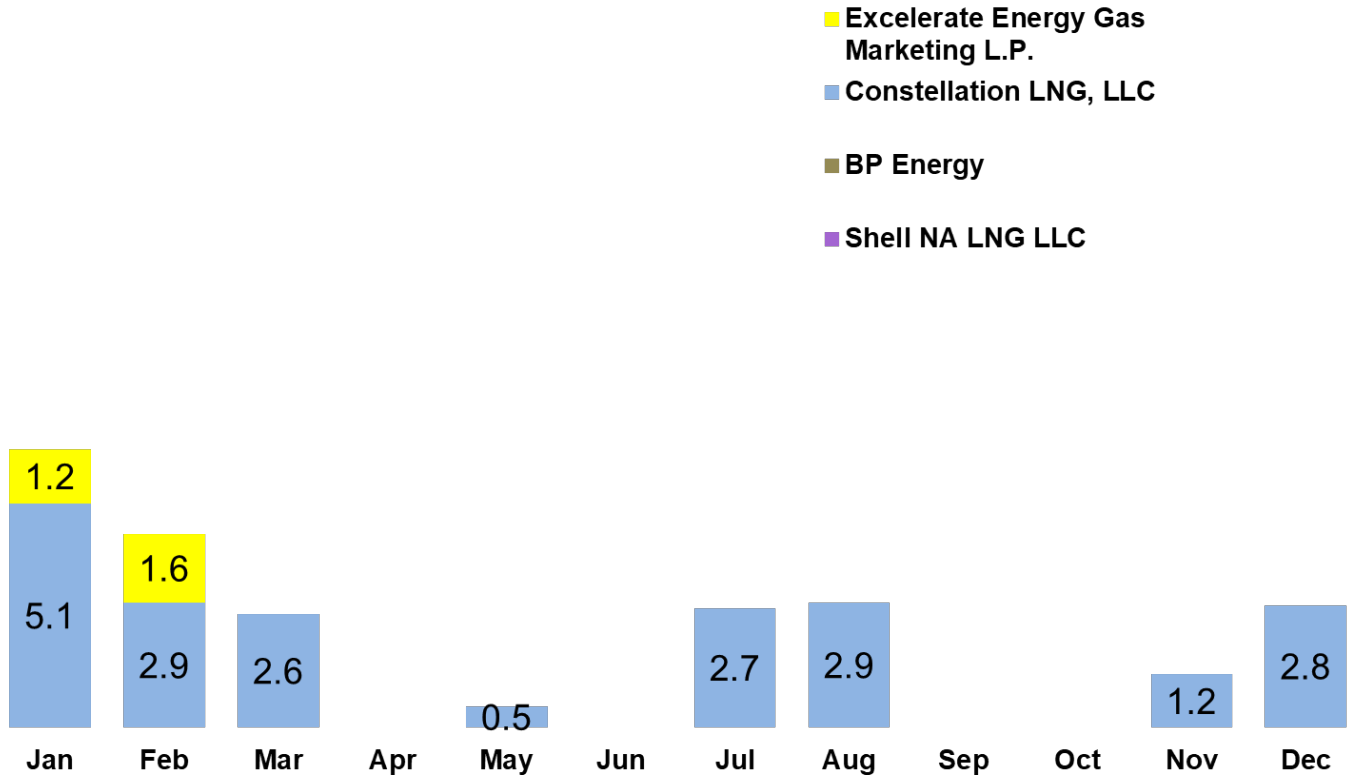
## LNG by Vessel Import Volume by Terminal, 2022 (Bcf)

- Northeast Gateway
- Elba Island, GA
- Cove Point, MD
- Everett, MA



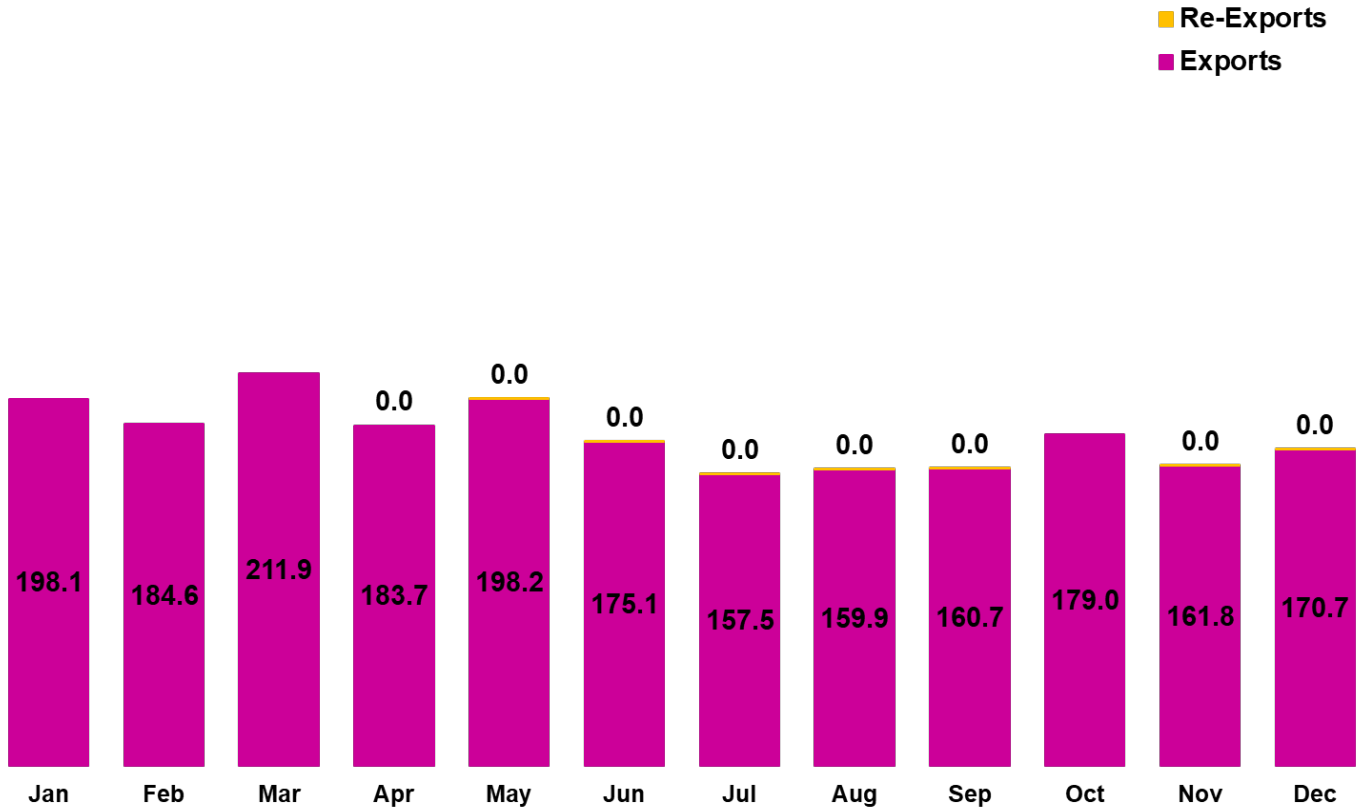
- Two active U.S. LNG terminals received all the cargos during the year.
- Everett received all the most LNG of all U.S. terminals in 2022.

## LNG by Vessel Import Volume by Company, 2022 (Bcf)



- Two companies imported LNG in 2022 - Constellation LNG, LLC, importing 20.7 Bcf.

## LNG Vessel Exports and Re-Exports by Month, 2022 (Bcf)

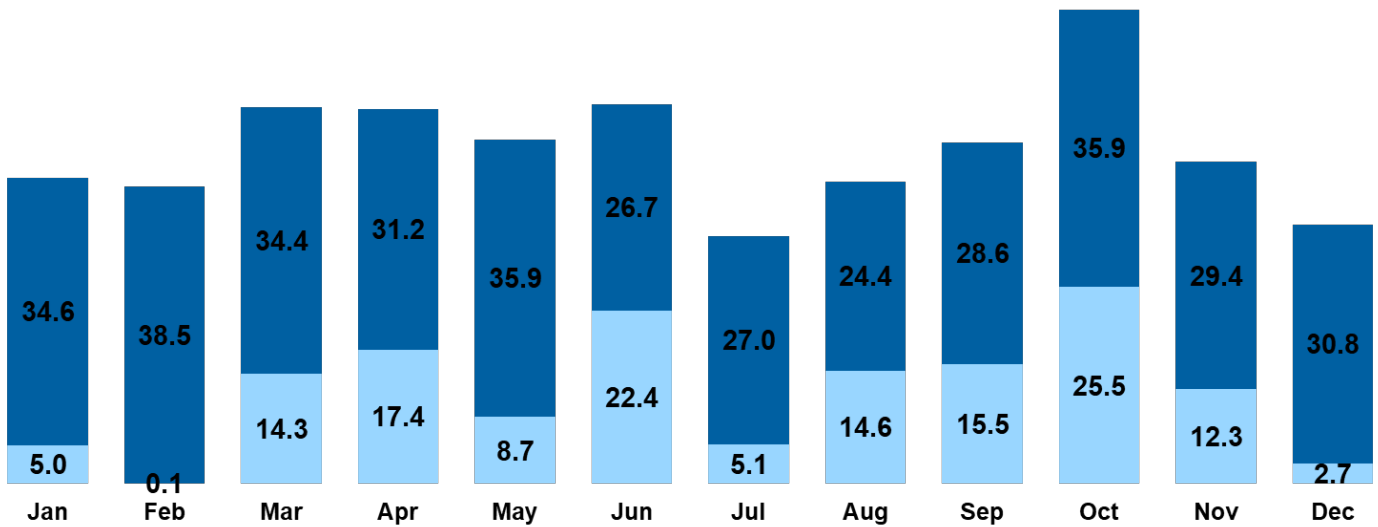


LNG Vessel Exports do not include exports shipped by ISO container.

- During 2022, 3,865.6 Bcf of LNG, not including re-exports, was exported by the United States.
- There were 19 re-export cargos in 2022.

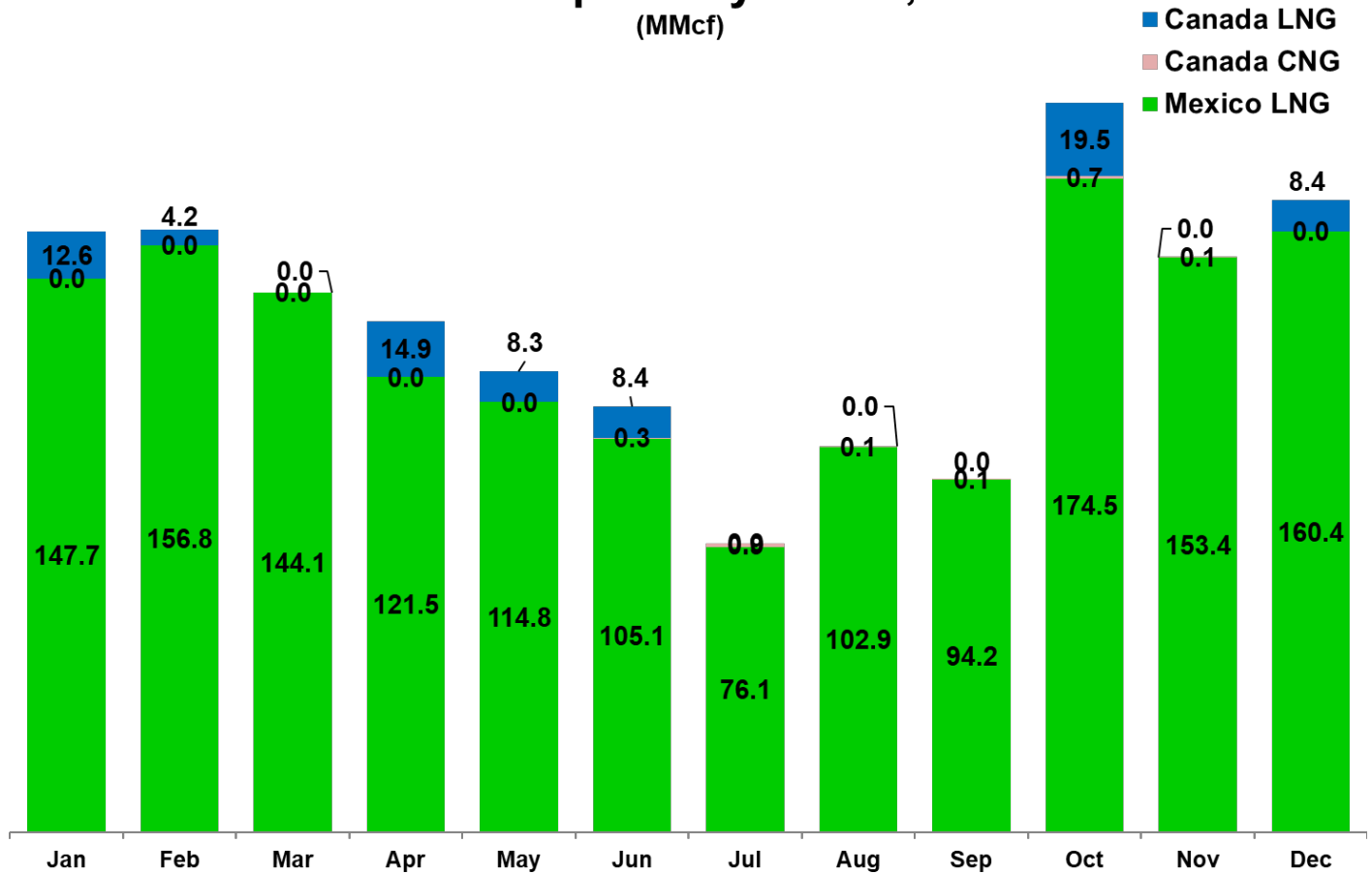
## Trucked Imports by Month, 2022 (MMcf)

■ Canada CNG  
■ Canada LNG



- In 2022, six companies imported about 0.1 Bcf of LNG by truck from Canada.
- Irving Oil Terminals Inc. was the only importers of CNG in 2022, importing by truck from Canada into Maine, respectively.
- CNG imports by truck occurred in every month in 2022, and LNG was also imported consistently throughout the year.

## Trucked Exports by Month, 2022 (MMcf)



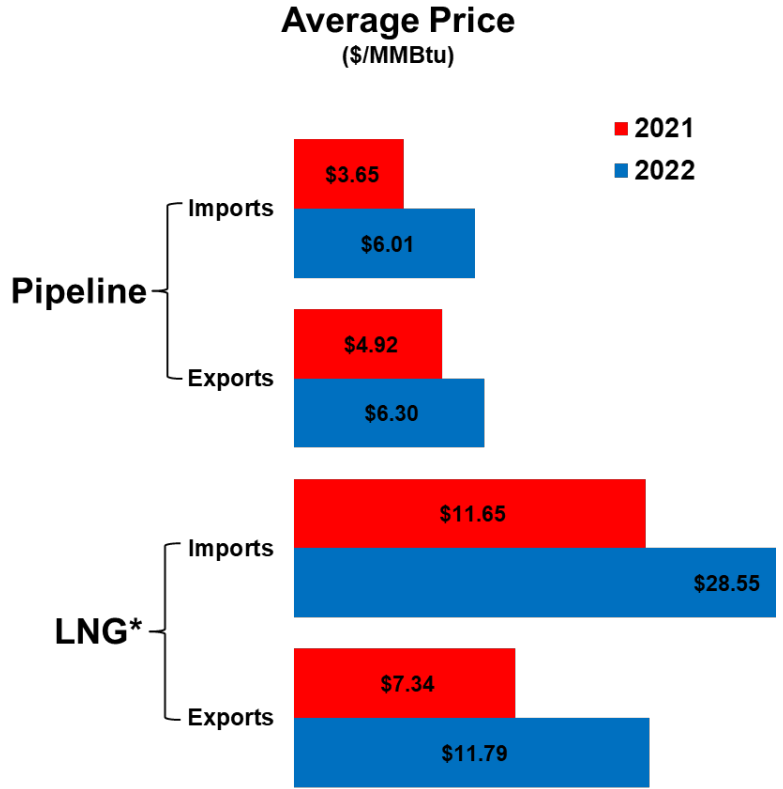
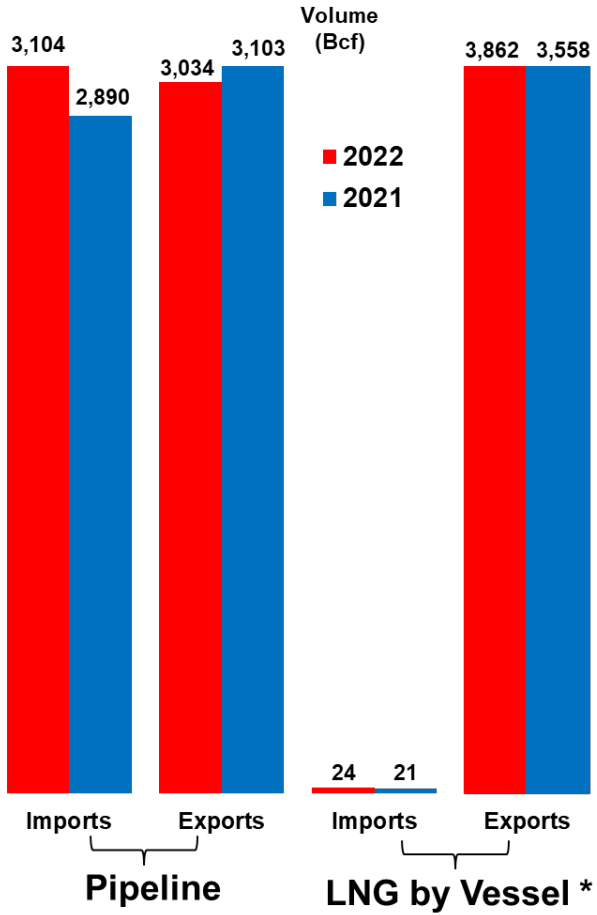
- Certarus Ltd. was the only exporter of CNG. Four companies exported LNG by truck in 2022.

**2022 vs. 2021**





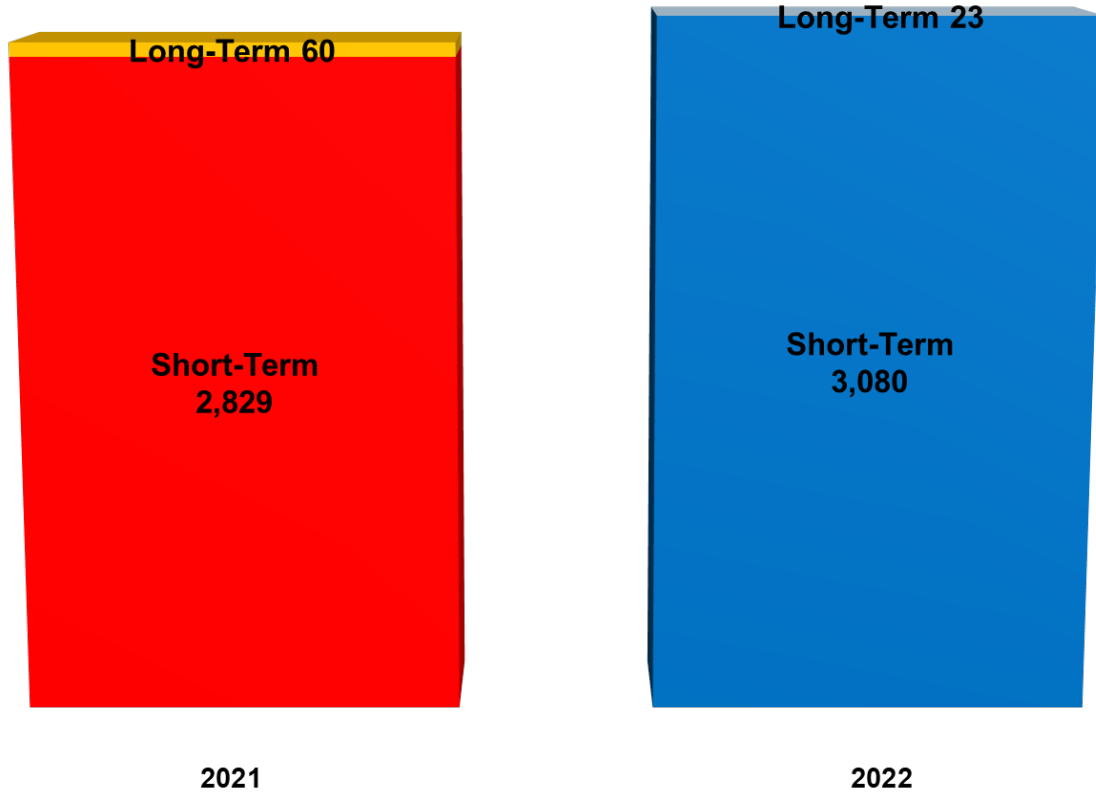
# Year in Review



\*Domestically-produced, not re-export and also does not include small volumes shipped by ISO container

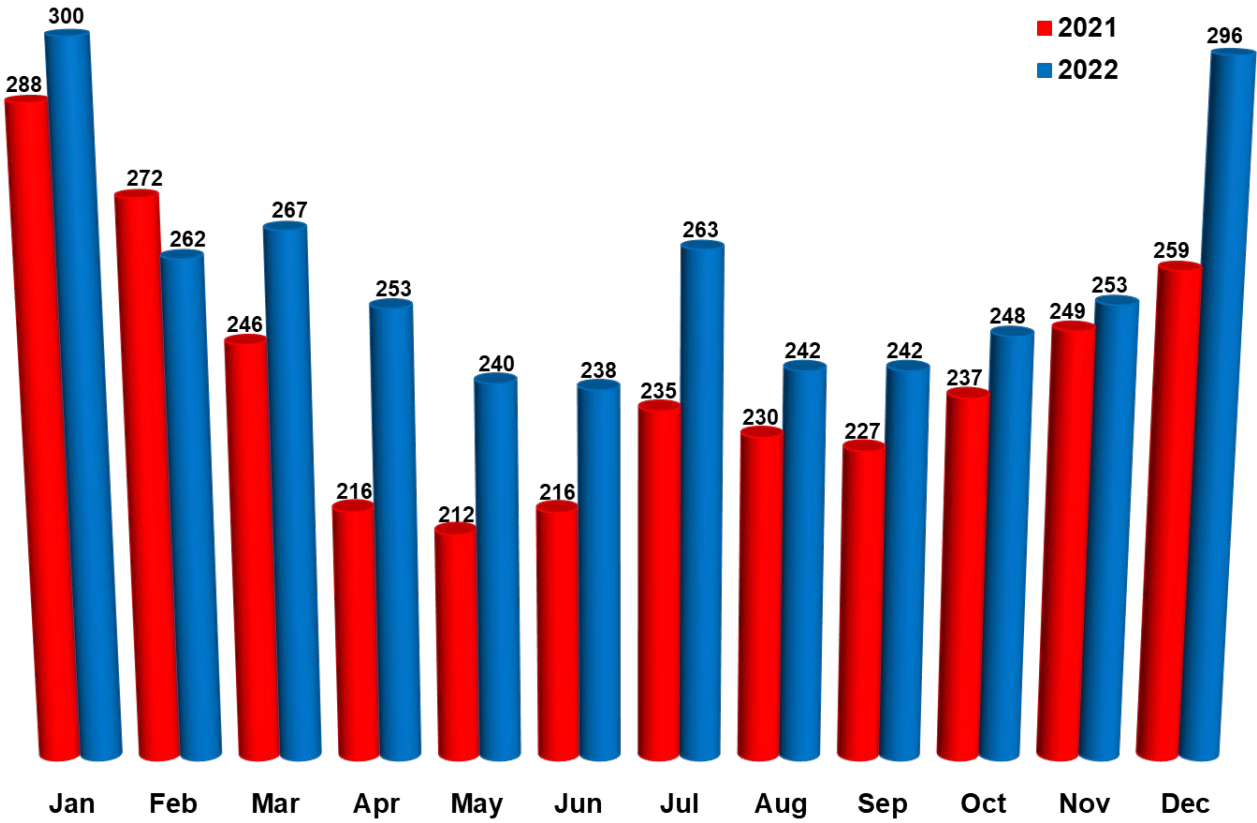
- U.S. natural gas imports by pipeline slightly increased in 2022, and exports by pipeline also decreased compared to 2021. Pipeline imports increased by 7.4% and pipeline exports decreased by 2.2%.
- LNG imports by vessel increased compared to 2021 by 9.9% and LNG exports by vessel increased by 8.5% to 3,862 Bcf in 2022.
- Compared to 2021, prices for pipeline and LNG imports and exports were higher in 2022. Pipeline import prices increased by 65.0%, and pipeline export prices increased by 28.1%. LNG import prices increased 145.0%, LNG export prices increased by 60.6%.

## Pipeline Imports from Canada by Authorization Type (Bcf)



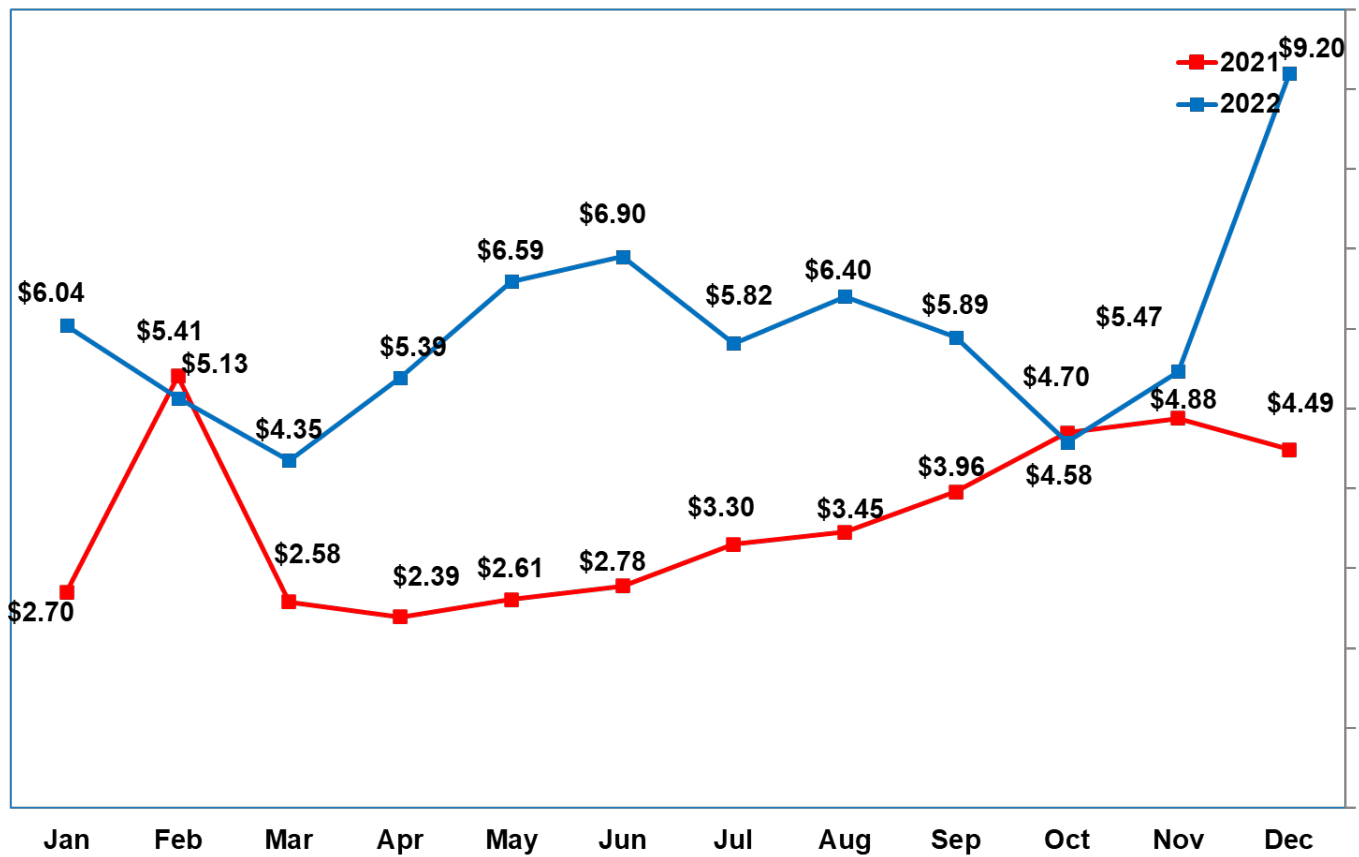
- Imports from Canada under short-term authorization increased compared to 2021. Long-term import volumes decreased in 2022 compared to 2021.

## Pipeline Imports from Canada by Month (Bcf)



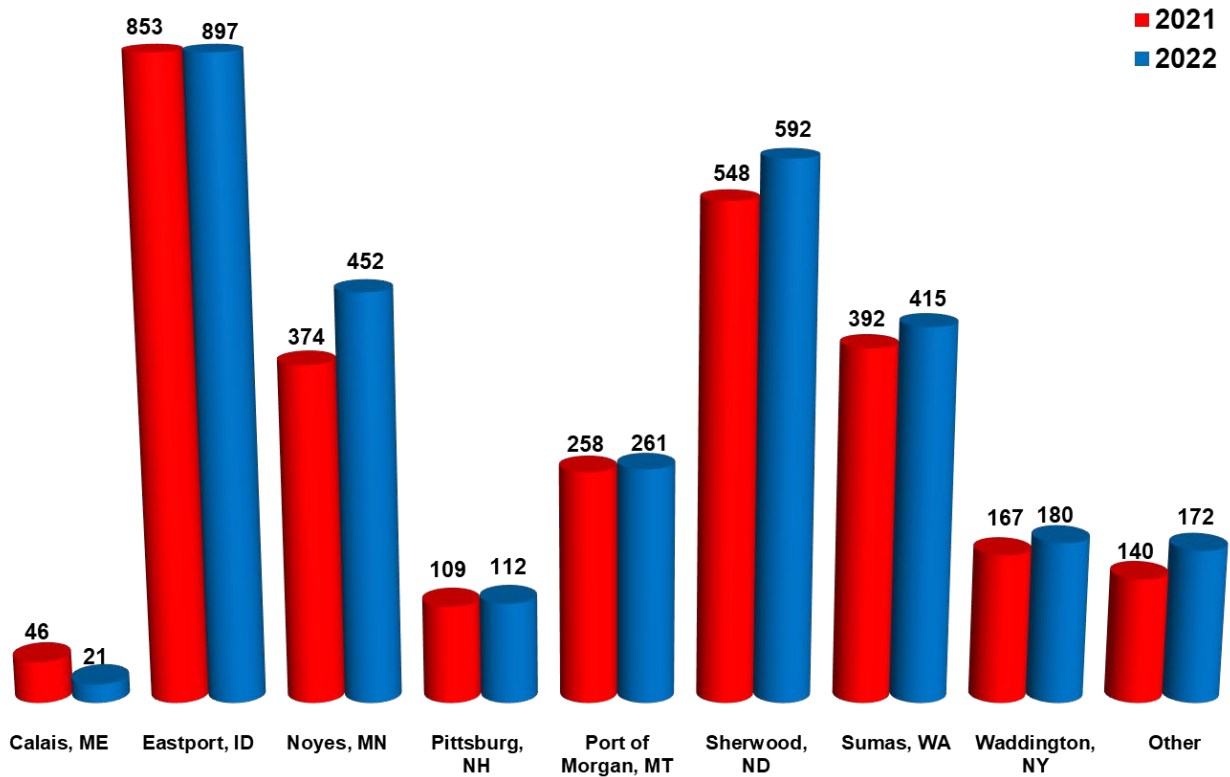
- Import volumes in 2022 were higher than 2022 in each month, except for February.

## Prices of Pipeline Imports from Canada by Month (\$/MMBtu)



- The average prices of imports from Canada were higher in all months of the year in 2022 except for February and October when compared to 2021.

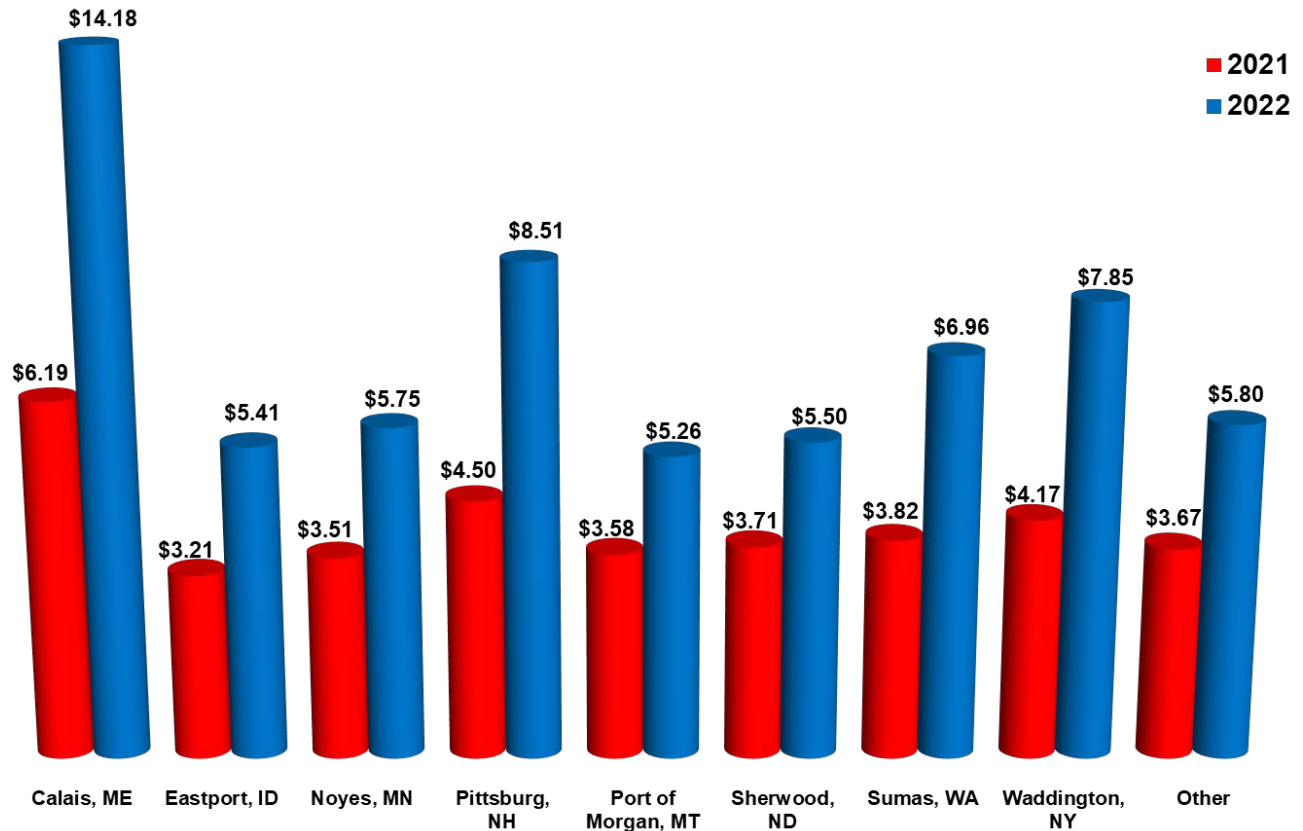
## Pipeline Imports from Canada by Entry Point (Bcf)



Other includes: Babb, MT; Champlain, NY; Crosby, ND; Grand Island, NY; Highgate Springs, VT; Marysville, MI; Massena, NY; Niagara Falls, NY; Port of Huron, MI; Port of Del Bonita, MT; Portal, ND; St. Clair, MI; Warroad, MN; Whitlash, MT.

- A large majority of the imports in 2022 occurred between entry points Eastport, Idaho; Sherwood, North Dakota; Sumas, Washington; and Noyes, Minnesota.

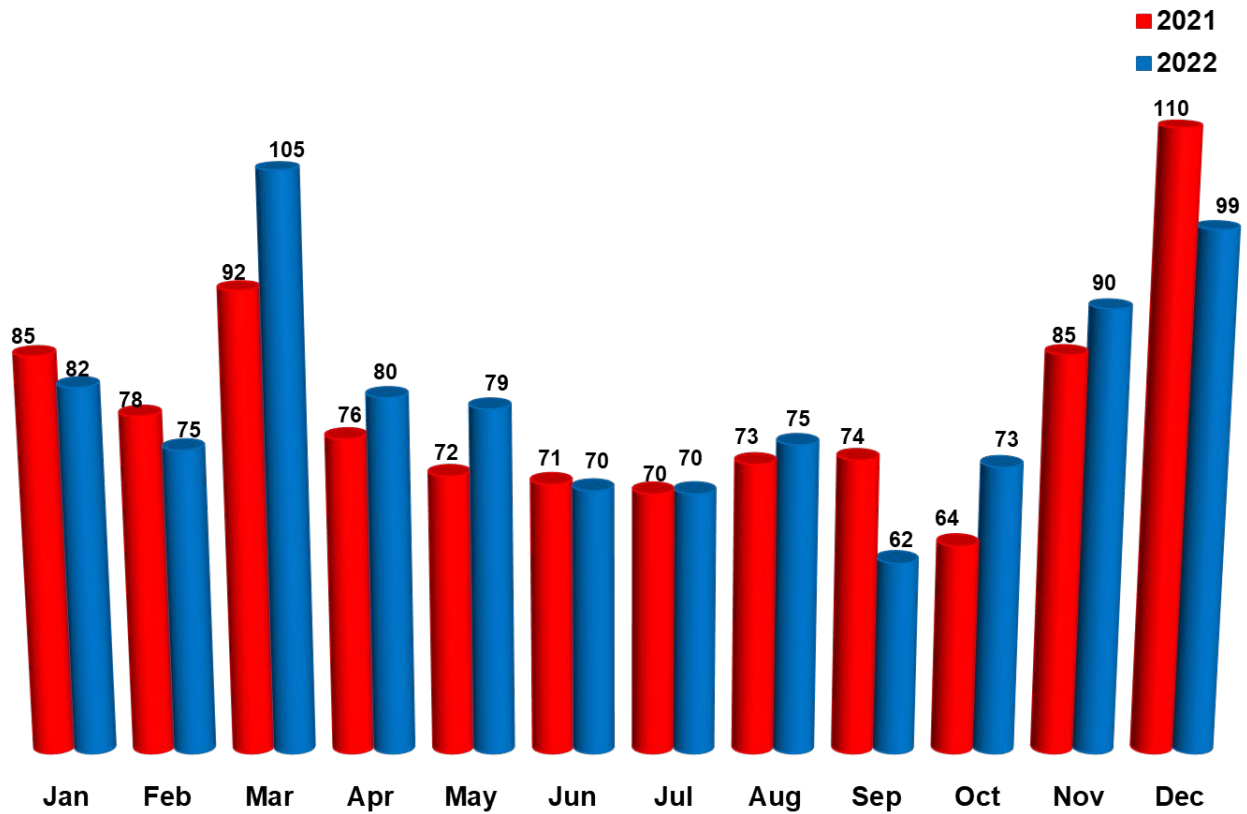
## Prices of Pipeline Imports from Canada by Entry Point (\$/MMBtu)



Other includes: Babb, MT; Champlain, NY; Detroit, MI; Grand Island, NY; Highgate Springs, VT; Marysville, MI; Massena, NY; Niagara Falls, NY; Port Huron, MI; Port of Del Bonita, MT; Portal, ND; Sault Ste. Marie, MI; St. Clair, MI; Warroad, MN; Whitlash, MT.

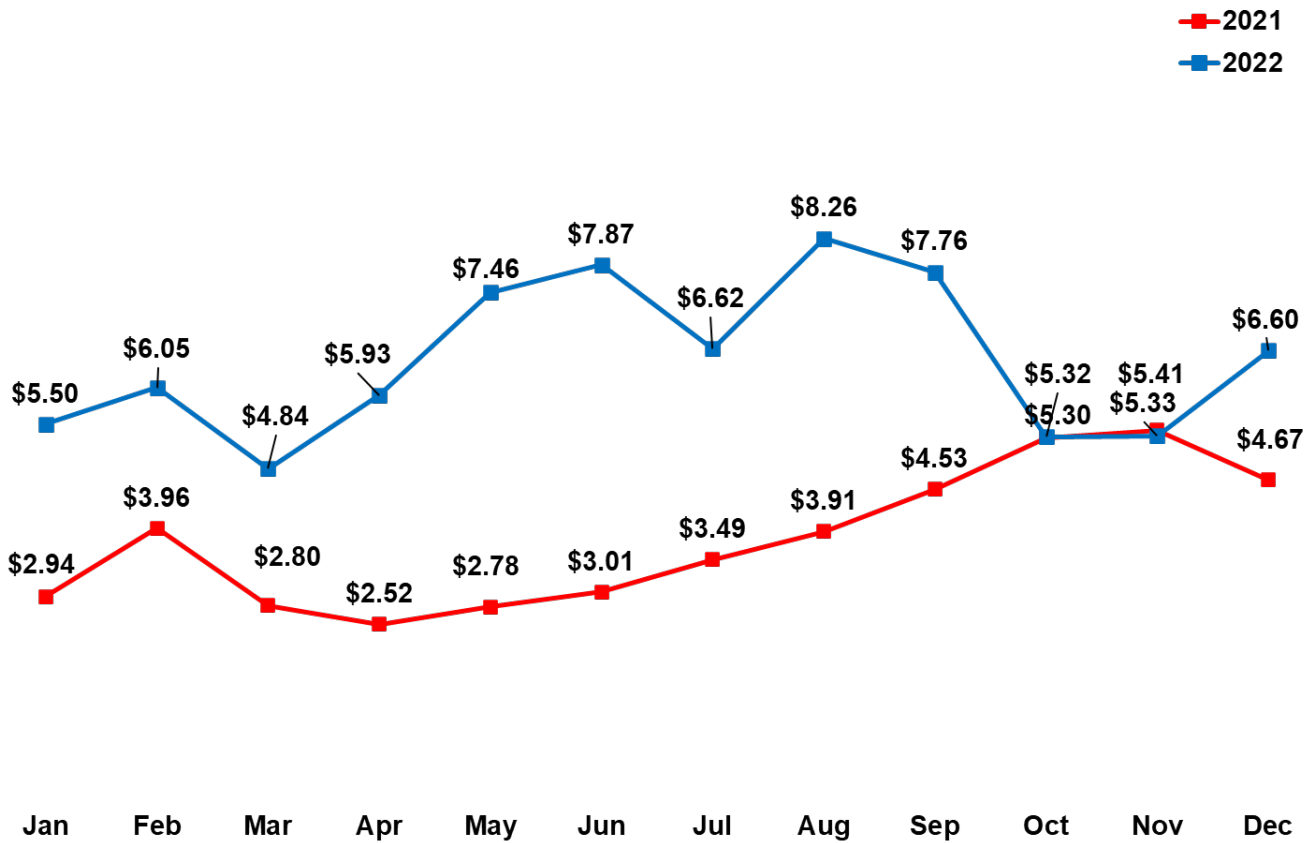
- Annual average prices were often slightly higher in 2022 than in 2021.
- Prices were highest at the Calais, Maine and lowest at Port of Morgan, Montana.

## Pipeline Exports to Canada by Month (Bcf)



- Volumes of exports to Canada in 2022 were higher in every month, except in January, February, June, July, and September compared to the rest of 2021.

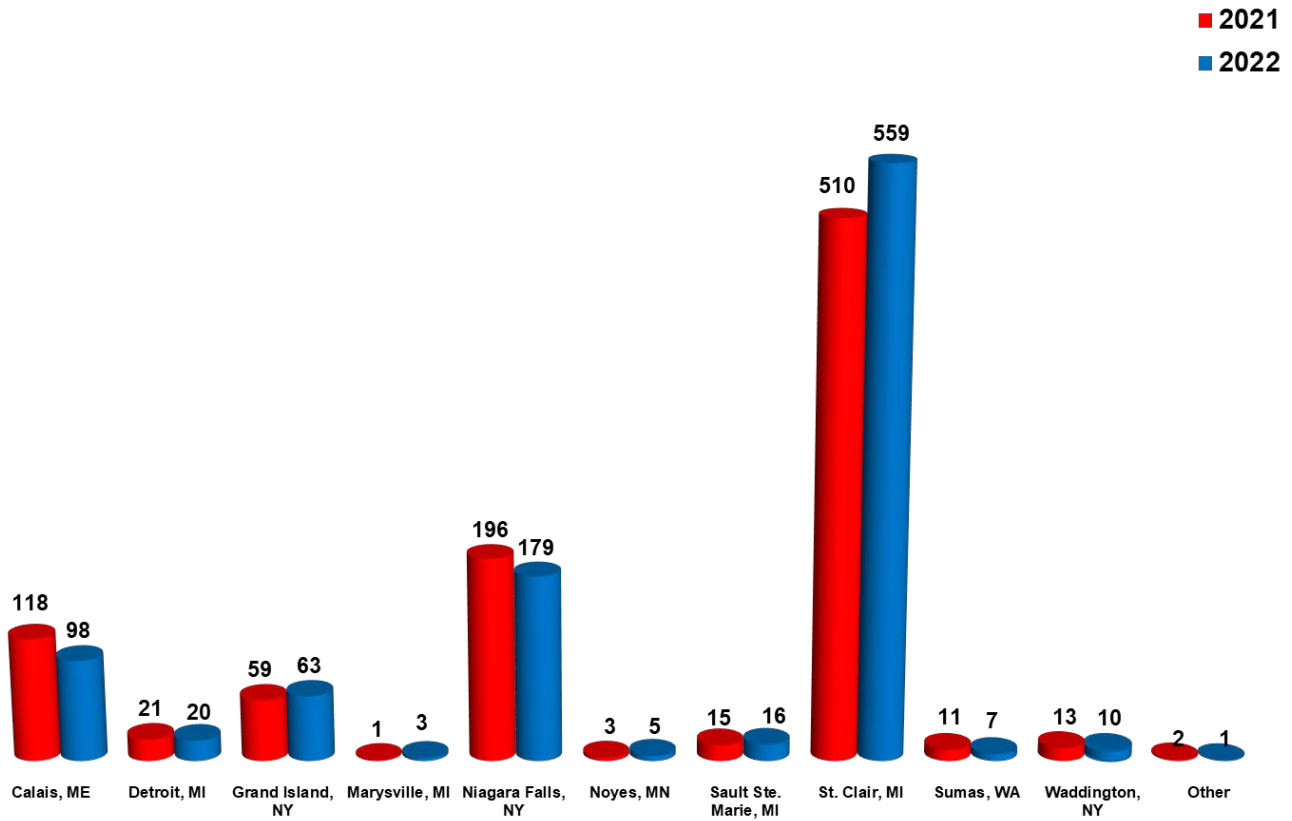
## Prices of Pipeline Exports to Canada by Month (\$/MMBtu)



- Average monthly prices of exports to Canada were higher in all months except November than those in 2021.



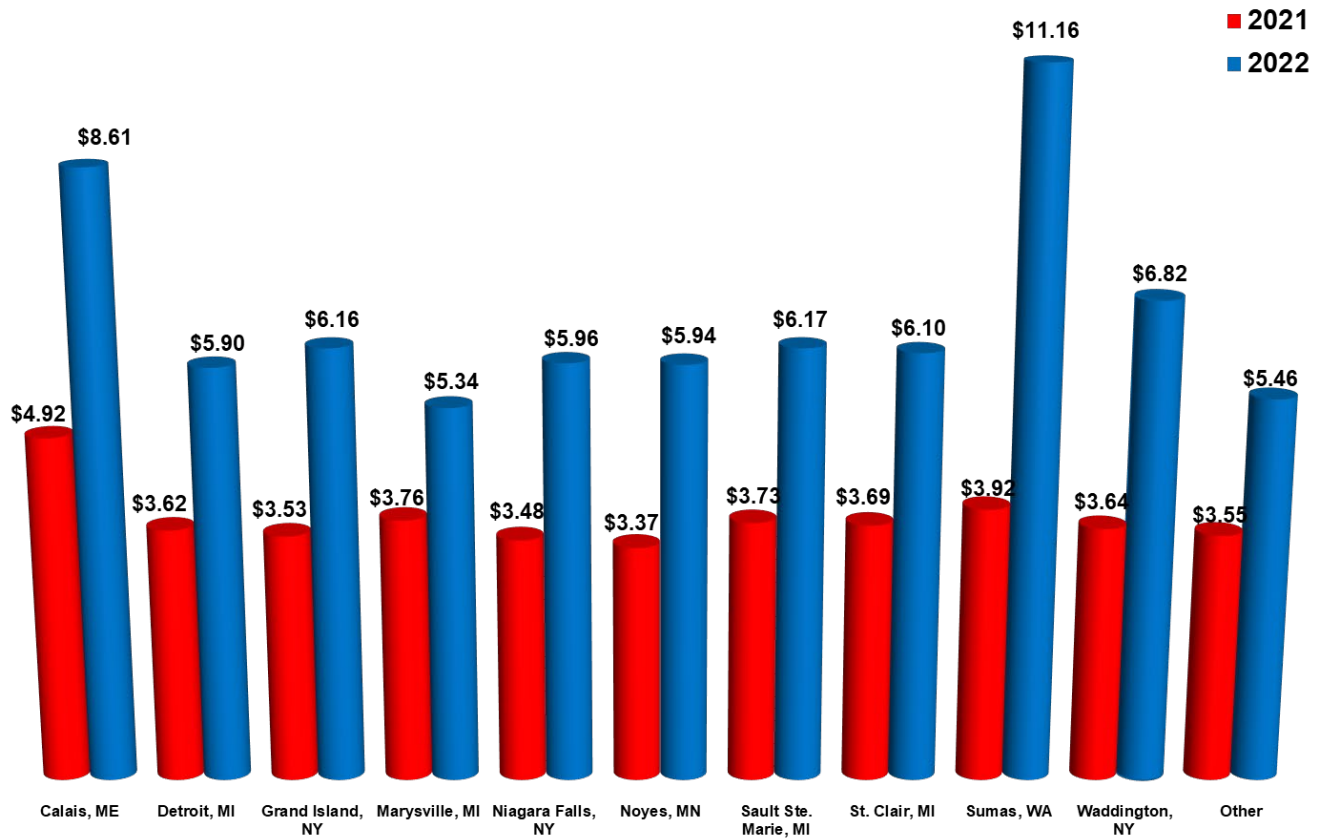
## Pipeline Exports to Canada by Exit Point (Bcf)



Other includes: Eastport, ID, Pittsburg, NH, Port of Morgan, MO, Portal, ND, and Sweetgrass, MO

- Nearly all exports of natural gas by pipeline were through St. Clair, Michigan and Niagara Falls, New York. For the most part, the volumes exiting a majority of the points of exit were the same (or very similar) in 2022 as 2021 with the exceptions of St. Clair, Michigan and Niagara Falls, New York.

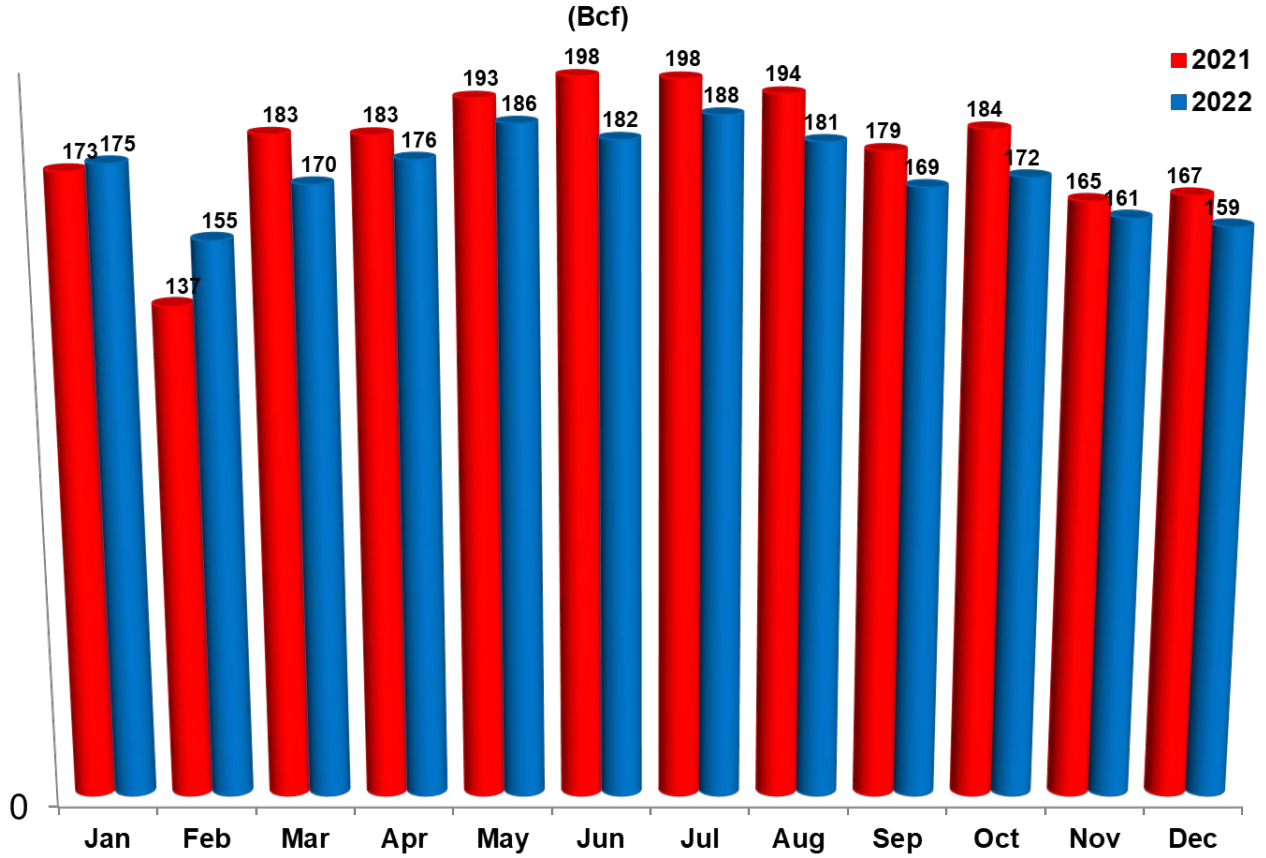
## Prices of Pipeline Exports to Canada by Exit Point (\$/MMBtu)



Other includes: Eastport, ID, Pittsburg, NH, Port of Morgan, MO, Portal, ND, and Sweetgrass, MO

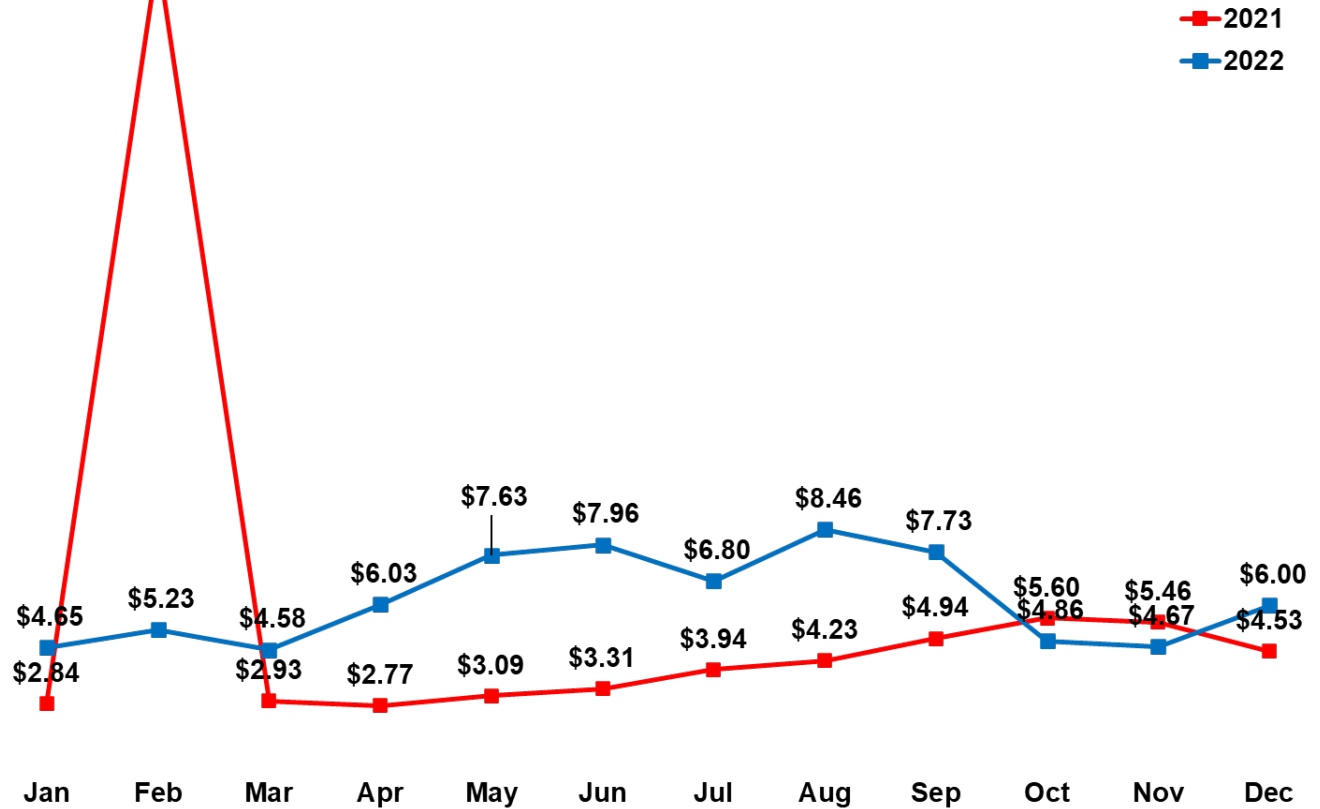
- Annual average export prices at all of the exit points featured above were higher in 2022.

## Pipeline Exports to Mexico by Month

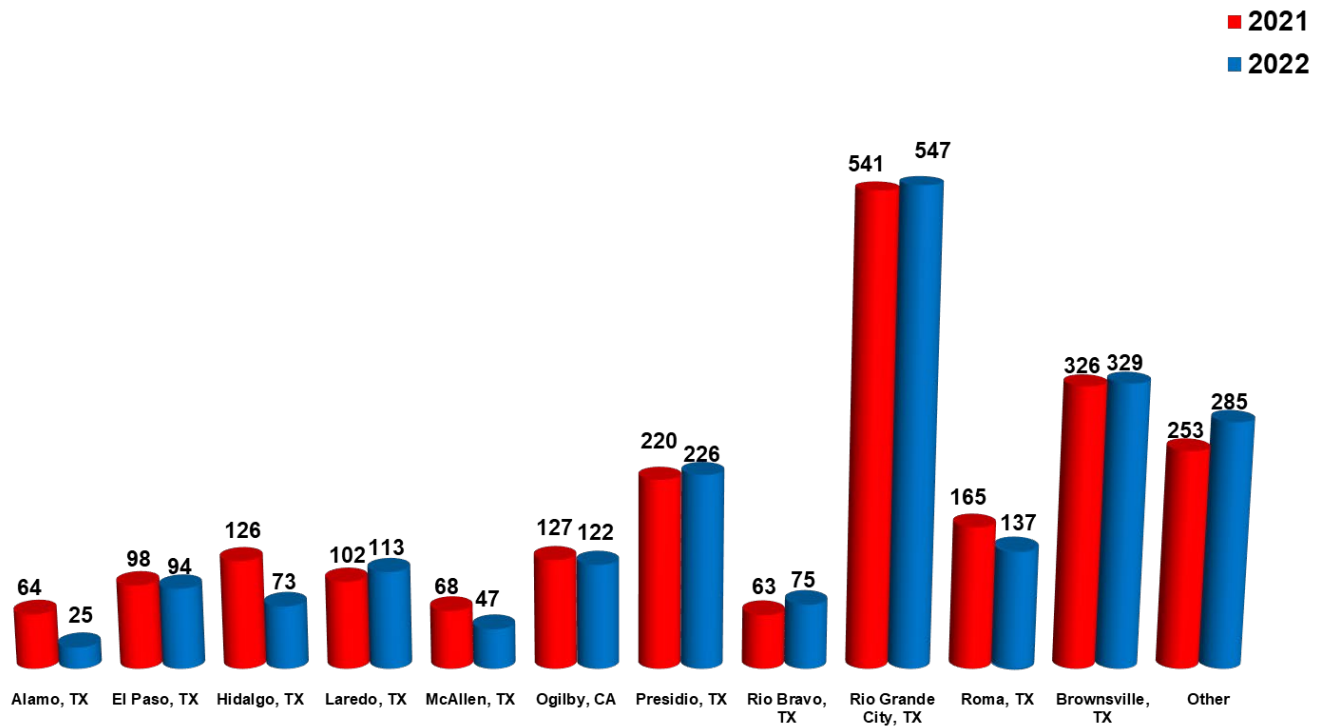


- Exports to Mexico fell in every month relative to 2021, except for January and February.

## Prices of Pipeline Exports to Mexico by Month (\$/MMBtu)



- The difference in prices was the widest during February 2022. Then close during the rest of the year.

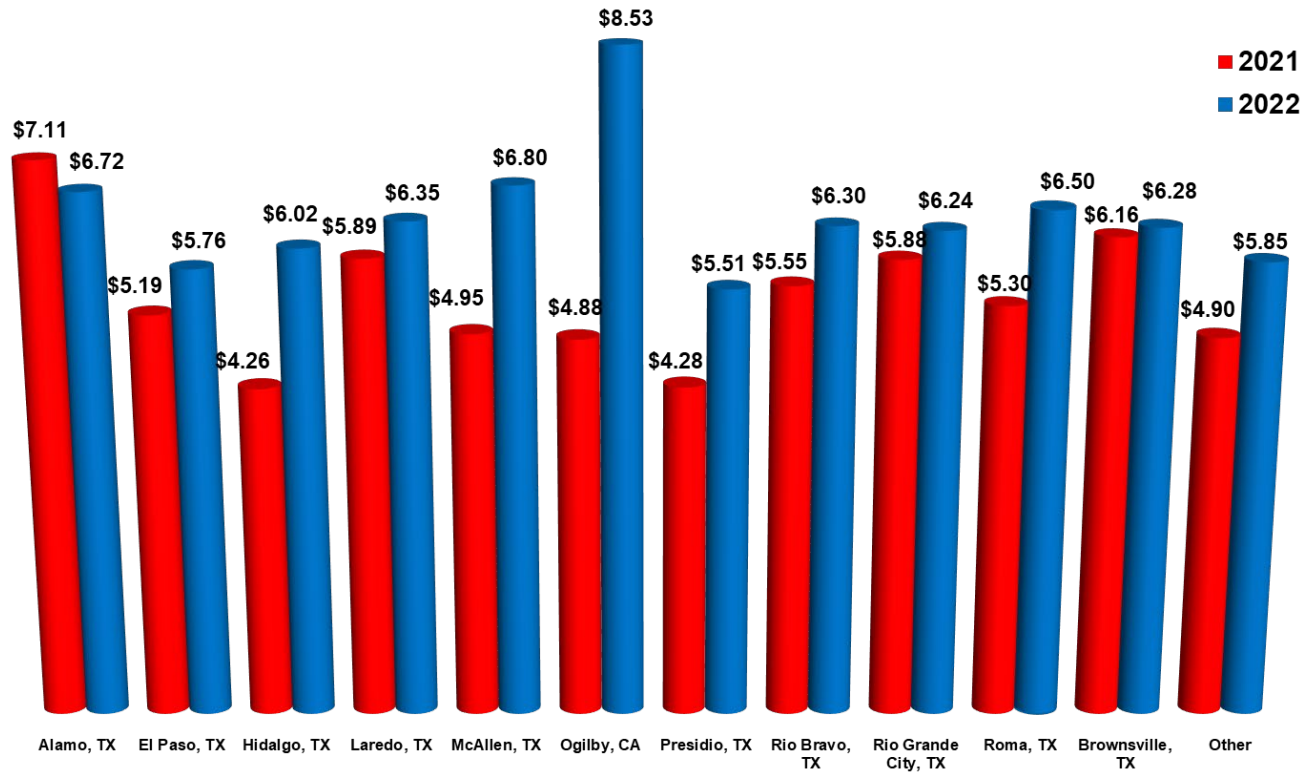


Other includes: Calexico, CA; Clint, TX; Del Rio, TX; Douglas, AZ; Eagle Pass, TX; Nogales, AZ; Otay Mesa, CA; San Elizario, TX; Sasabe, AZ; Penitas, TX

\*Very small volume shown as zero due to rounding.

- The exports to Mexico from 2022 to 2021 remained relatively constant throughout each named exit point, including for Rio Grande City, TX, Presidio, TX, and Brownsville, TX.

## Prices of Pipeline Exports to Mexico by Exit Point (\$/MMBtu)

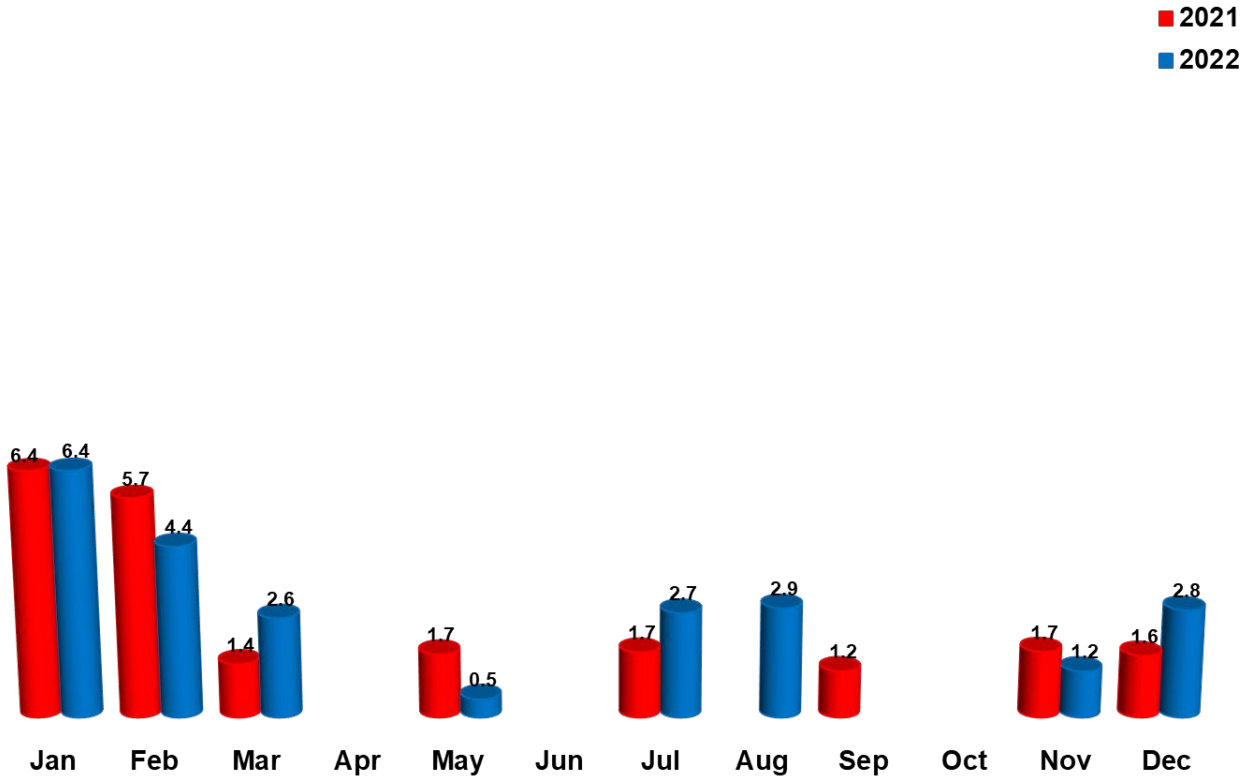


Other includes: Calexico, CA; Clint, TX; Del Rio, TX; Douglas, AZ; Eagle Pass, TX; Nogales, AZ; Otay Mesa, CA; San Elizario, TX; Sasabe, AZ; Penitas, TX

\*Very small volume shown as zero due to rounding.

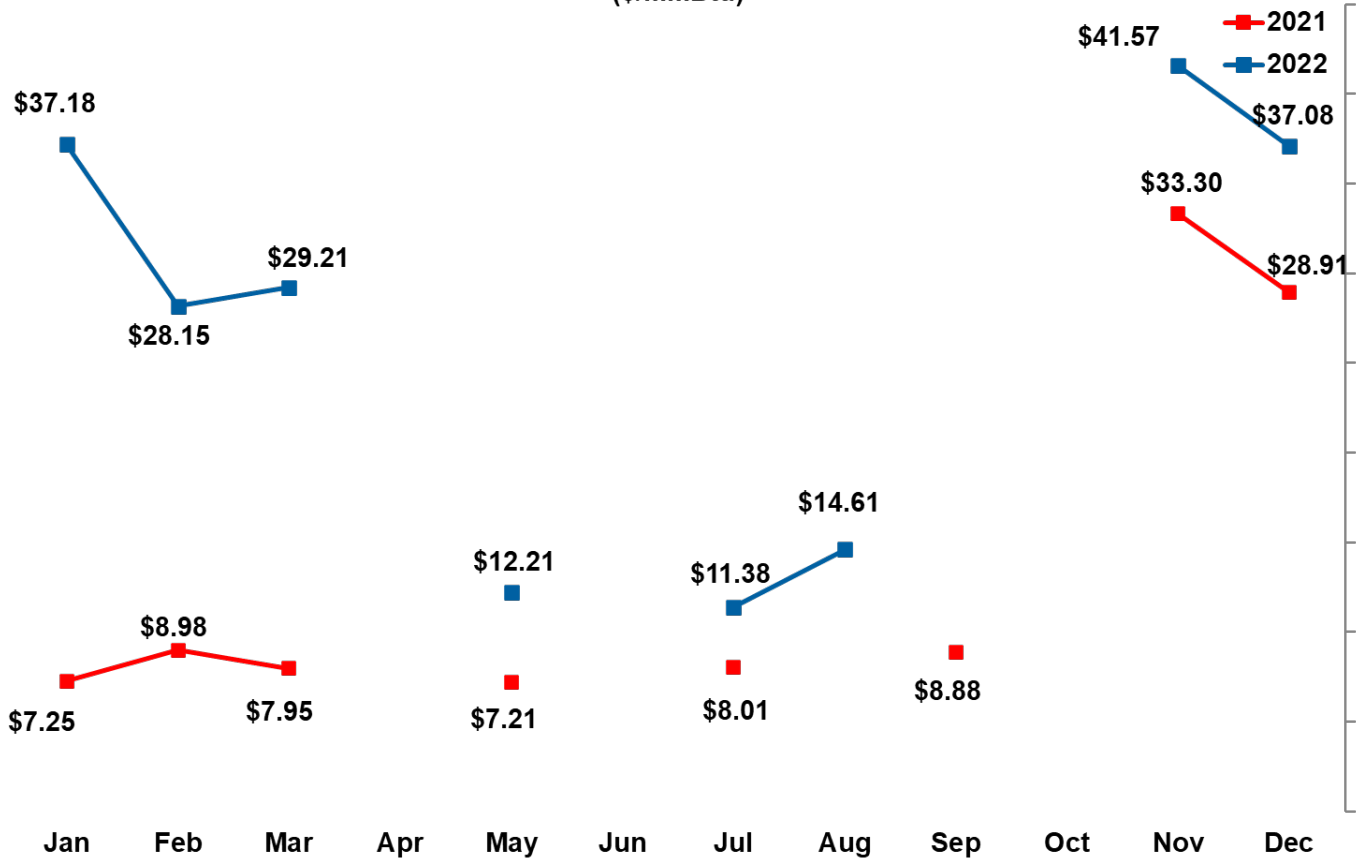
- Prices in 2022 were higher than prices in 2021 across all exit points.

## Vessel-borne LNG Imports by Month (Bcf)



- Vessel-borne LNG imports fluctuated through the year with the most volume being imported during the first quarter of 2022.

## Prices of Vessel-borne LNG Imports by Month (\$/MMBtu)

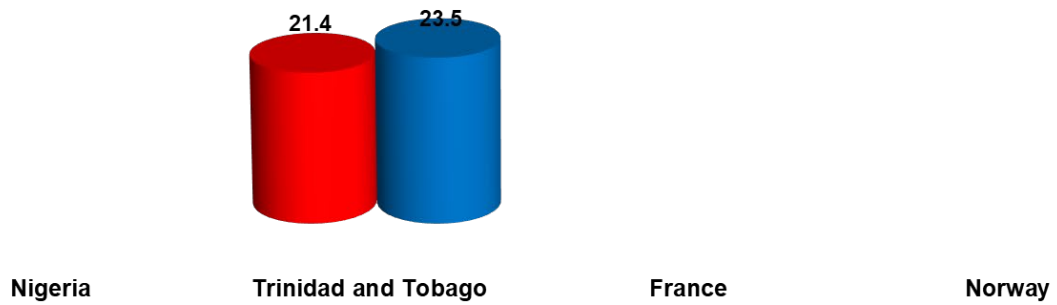


- Vessel-borne LNG import prices in corresponding months were higher in almost every month of 2022 compared to the same month a year ago.



## Vessel-borne LNG Imports by Country of Origin (Bcf)


■ 2021  
■ 2022



- LNG imports increased from Trinidad and Tobago in 2022 compared to 2021.

## Vessel-borne LNG Imports by Receiving Terminal (Bcf)

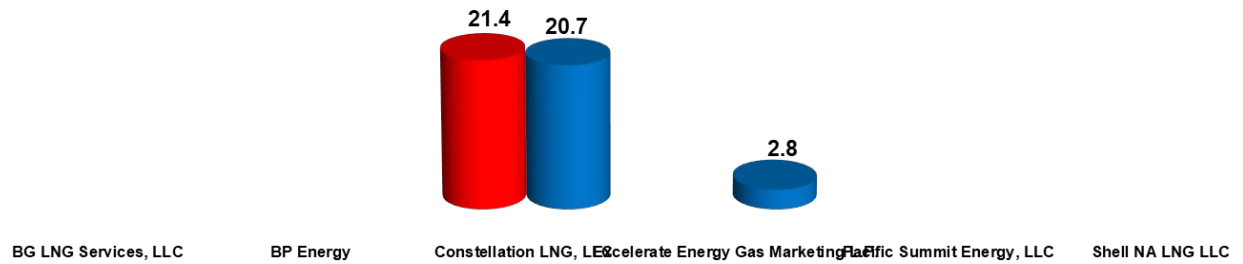
■ 2021  
■ 2022



- Imports in 2022 were received by two U.S. import terminals, including Everett, Massachusetts and Northeast Gateway, Massachusetts.
- During 2022, most imported volume went through Everett, Massachusetts.

## Vessel-borne LNG Imports by Company (Bcf)

■ 2021  
■ 2022



- Two companies imported LNG in 2022, compared to three in 2021.
- Constellation LNG, LLC was the leader in LNG imports.

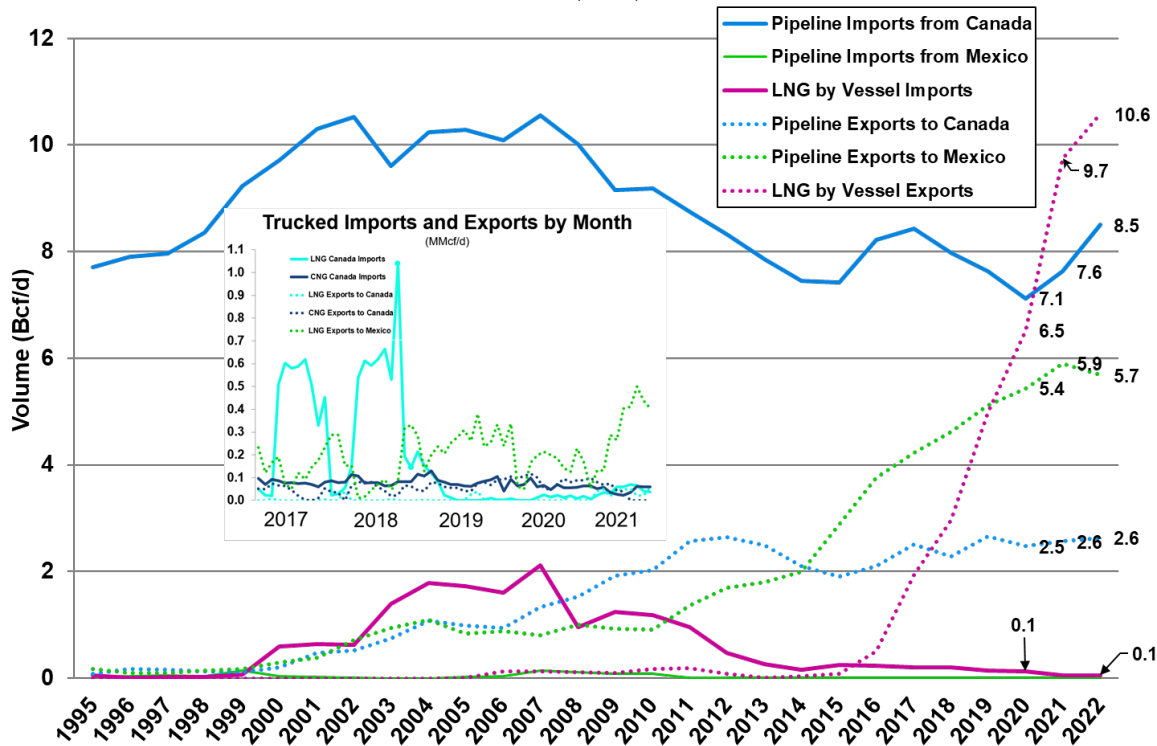


# **Long-Term Trend Analysis**



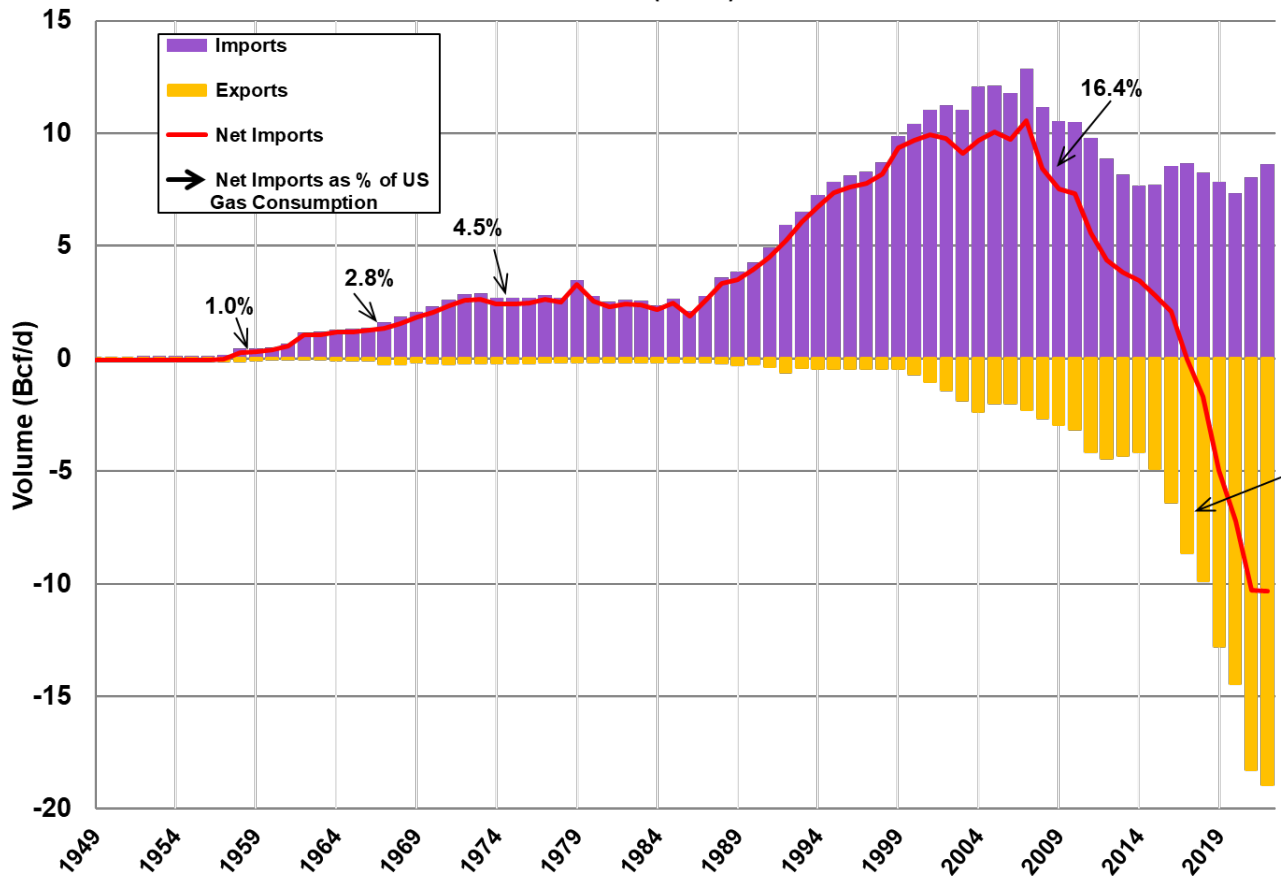
## U.S. Natural Gas Imports & Exports by Year

(Bcf/d)



- While natural gas exports to Mexico continue to grow relative to Canada exports, both are dwarfed by imports from Canada.
- In 2022, LNG by vessel imports represented just 0.8% of total U.S. natural gas imports, continuing a recent trend of lower LNG imports compared with the peak years of 2003 to 2007.
- Pipeline volumes now constitute close to 44.0% of all exports (8.3 Bcf/d).
- LNG has been exported by vessel from Sabine Pass, LA; Cove Point, MD; Corpus Christi, TX; Cameron LNG, LA; Freeport, TX; and Elba Island, GA. Also, a small amount of LNG is exported by ISO container to Antigua and Barbuda, Barbados, Bahama Islands, Germany, Haiti, and Jamaica. A small amount of LNG is also exported to Mexico and Canada by truck.

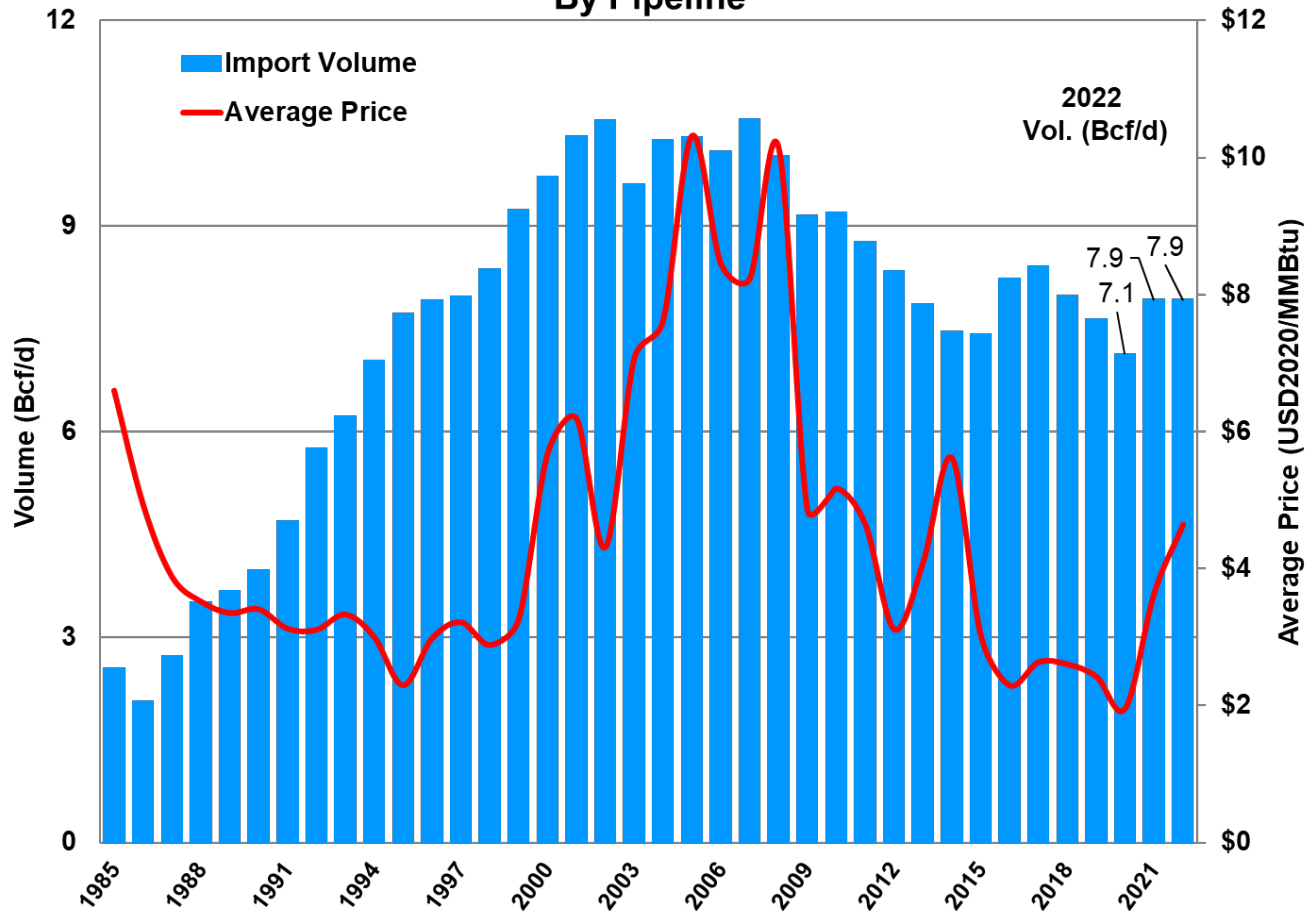
## Imports, Exports, and Net Imports as % of U.S. Gas Consumption (Bcf/d)



- U.S. net imports have steadily declined since 2008, until a slight uptick in 2016 and 2017, before a slight decline again in 2018, 2019, and 2020.
- The United States has been a net importer of gas from Canada since the late 1950s, a trend that changed in 2017 when the United States became a net exporter of natural gas.

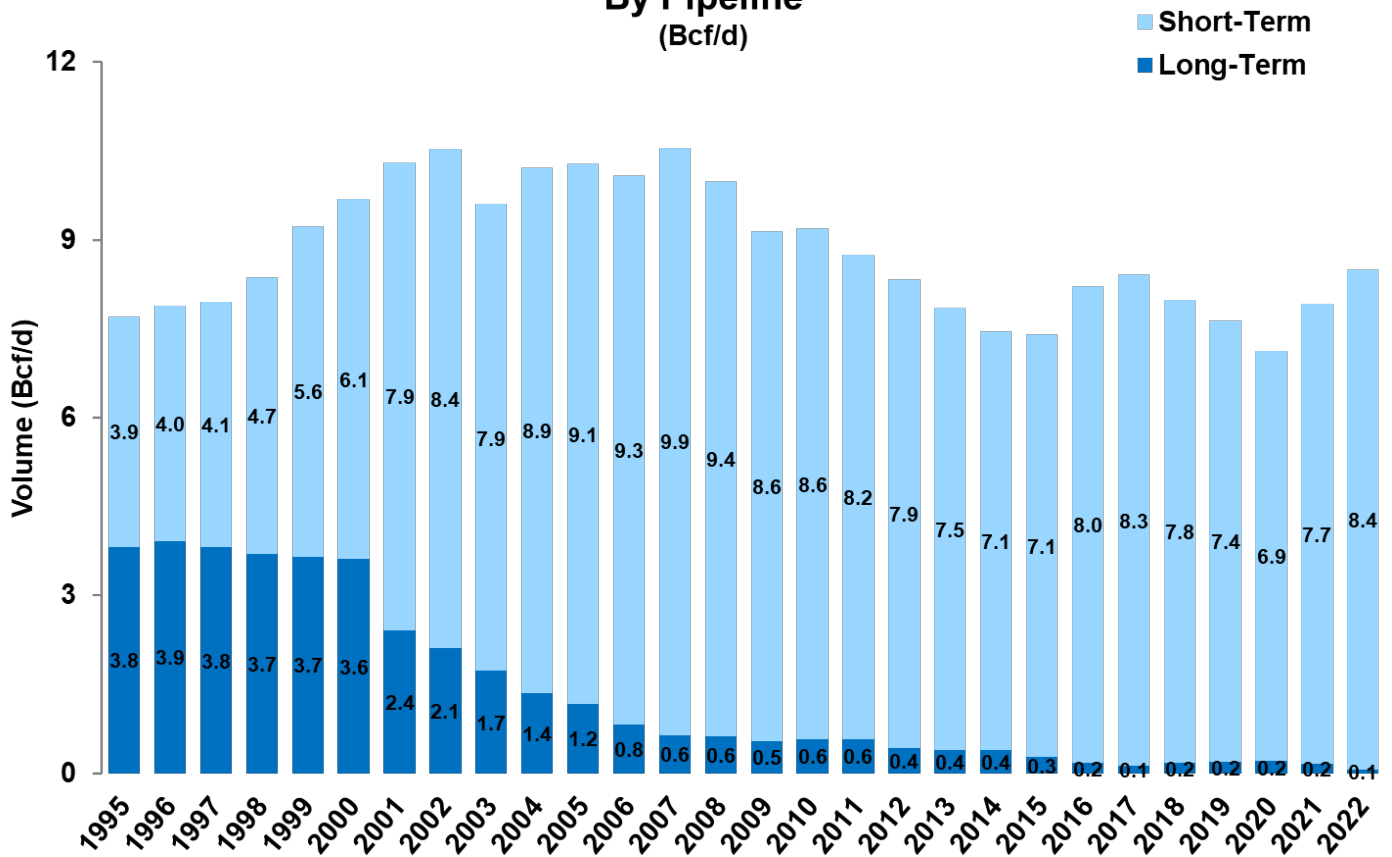


## Imports from Canada By Pipeline



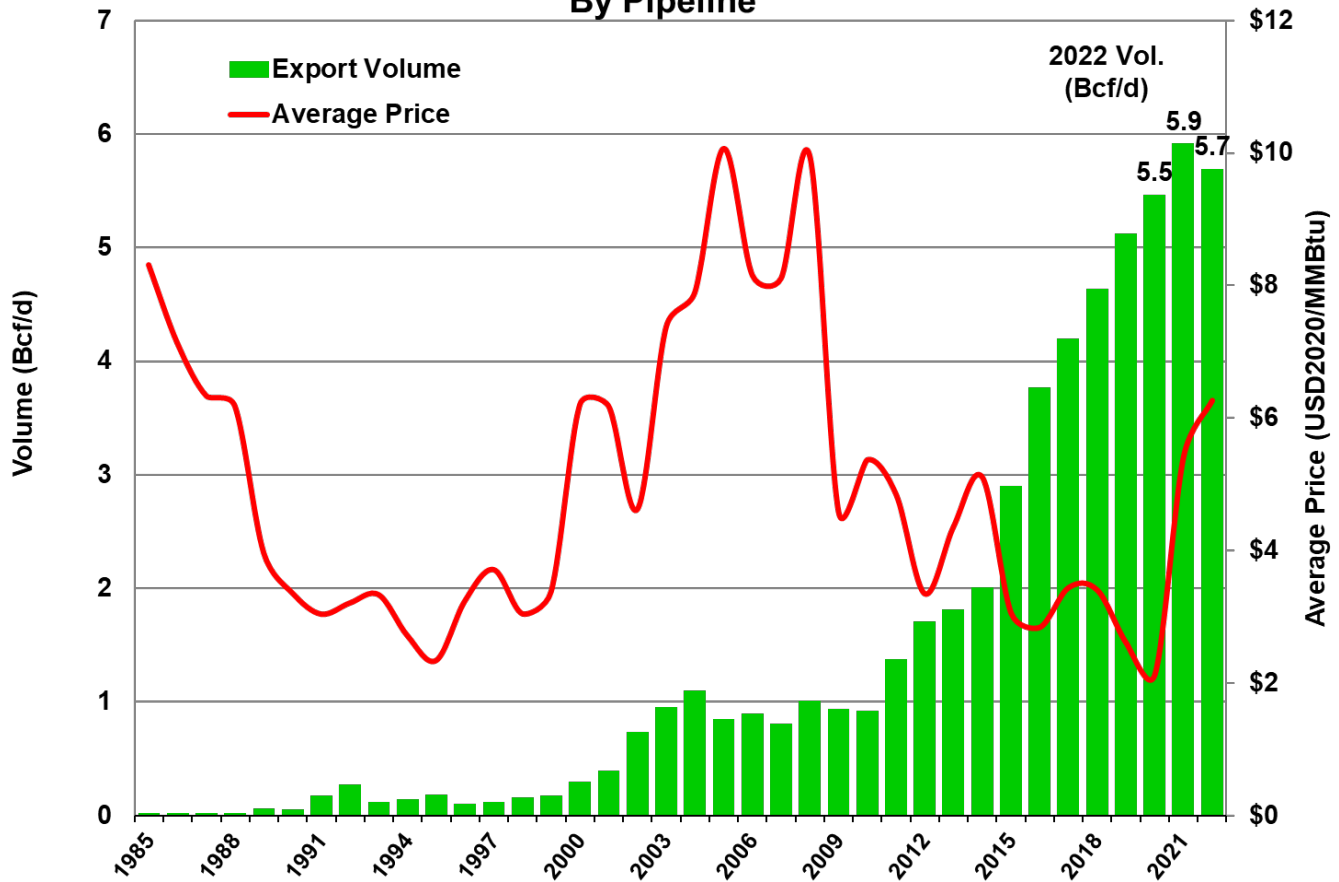
- Imports from Canada have grown substantially from the 1980s, peaking in the early- to mid-2000's, and started trending downward since 2007. The last five years have seen a mix of increases and decreases in U.S. imports from Canada.
- Prices of Canadian imports, in inflation-adjusted dollars, dropped through the 1980s, held roughly constant in the 1990s, and began climbing toward the end of the decade. Since 2000, prices have experienced up or down swings, but continued to increase until 2005. Since 2015, prices have experienced marginal volatility, increasing substantially in 2021.

## Imports from Canada by Authorization Type By Pipeline (Bcf/d)



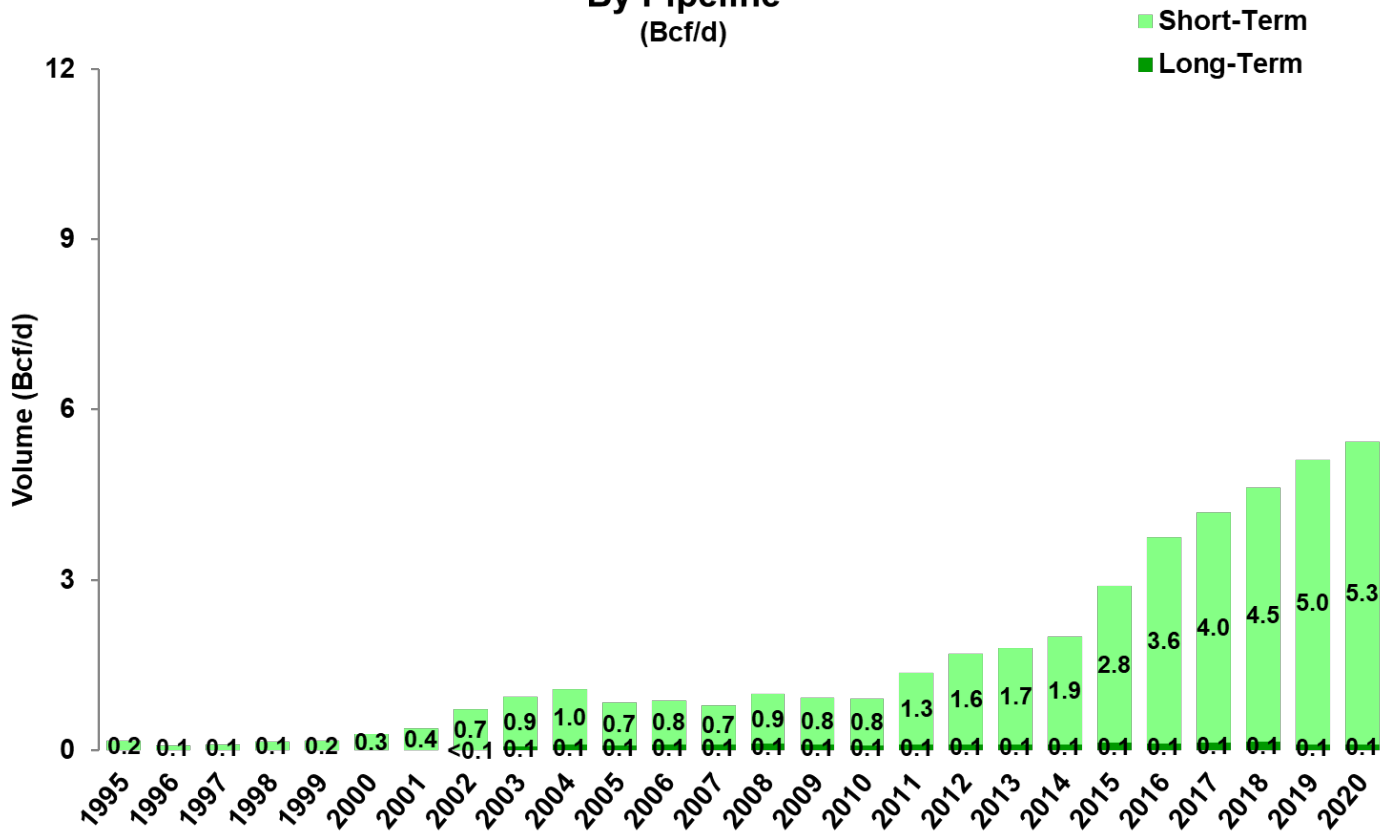
- Over the last 20+ years, imports of Canadian natural gas have increasingly shifted toward short-term authorizations, with the use of long-term authorizations steadily dwindling. This reflects the dominance of short-term contracting arrangements in the North American natural gas market.

## Exports to Mexico By Pipeline



- U.S. exports to Mexico have grown substantially in the past 20 years, especially in the past five years. Growing demand for power generation and industrial uses in Mexico and an increase in pipeline capacity has been widely cited as the main drivers for this trend.

## Exports to Mexico by Authorization Type By Pipeline (Bcf/d)



- Exports of natural gas to Mexico under long-term contracts were negligible until 2003. Since then, long-term contract exports have plateaued with the recent increase in exports to Mexico occurring almost entirely under short-term authorizations.

# Tabular Summaries and Comparisons

Quarter and Year-to-Date in Review  
&  
Comparisons with Previous Quarters



Table 1a

<b>Quarter in Review</b>			
<b>4th Quarter 2022</b>			
	Volume (Bcf)	Volume (Bcf/d)	Avg. Price (\$/MMBtu)
<b>IMPORTS</b>			
<b>Pipeline Imports:</b>			
<b>Canada</b>	797.8	8.7	\$6.58
<b>Mexico</b>	0.2	0.0	\$18.95
<b>Total Pipeline Imports</b>	798.0	8.7	\$6.58
<b>Trucked Imports:</b>			
<b>Canada</b>	0.1	0.0	\$11.06
<b>Total Trucked Imports</b>	0.1	0.0	\$11.06
<b>LNG Imports by Vessel:</b>			
<b>Trinidad and Tobago</b>	4.0	0.0	\$38.44
<b>Total LNG Imports by Vessel</b>	4.0	0.0	\$38.44
<b>TOTAL IMPORTS</b>	802.2	8.7	\$6.74
<b>EXPORTS</b>			
<b>Pipeline Exports:</b>			
<b>Canada</b>	261.6	2.8	\$5.80
<b>Mexico</b>	491.4	5.3	\$5.17
<b>Total Pipeline Exports</b>	753.0	8.2	\$5.39
<b>Trucked Exports:</b>			
<b>Canada</b>	0.0	0.0	\$16.16
<b>Mexico</b>	0.5	0.0	\$12.07
<b>Total Trucked Exports</b>	0.5	0.0	\$12.29
<b>Domestic LNG Exports</b>	951.3	10.3	\$12.41
<b>LNG Re-Exports</b>	0.1	0.0	\$19.70
<b>Total LNG Exports by Vessel</b>	951.4	10.3	
<b>TOTAL EXPORTS</b>	1,704.9	18.5	
<b>LNG Imports to Puerto Rico</b>	11.1	0.1	\$10.71

Notes

- Very small volumes shown as zero due to rounding.
- Trucked U.S. Imports from Canada include CNG by Truck (96,049 Mcf) and LNG by Truck (40,415 Mcf).
- Trucked U.S. Exports to Canada include CNG by Truck (780 Mcf) and LNG by Truck (27,863 Mcf).
- Trucked U.S. Exports to Mexico are entirely LNG by Truck (488,273 Mcf).
- Natural gas pipeline import and export prices are the prices at the U.S. border.
- LNG import prices are landed prices.
- Domestically produced LNG export prices are delivered prices.
- LNG re-exports are exports of foreign-sourced LNG that was previously imported into the U.S. These prices are FOB prices.
- LNG imports to Puerto Rico are shown separately in this table and elsewhere in this report, for informational purposes only. Please note that these imports are not reflected in any U.S. totals because U.S. totals only reflect activity involving one or more of the 50 states or the

All Import/Export Activities YTD 2022 vs. YTD 2021									
	YTD 2022			YTD 2021			Percentage Change		
	Volume (Bcf)	Volume (Bcf/d)	Avg. Price (\$/MMBtu)	Volume (Bcf)	Volume (Bcf/d)	Avg. Price (\$/MMBtu)	Volume	Avg. Price	
<b>IMPORTS</b>									
	Canada	3,102.9	8.5	\$6.01	2,888.7	7.9	\$3.64	7.4%	65.1%
	Mexico	1.1	0.0	\$14.72	1.7	0.0	\$11.10	-38.1%	32.7%
<b>Total Pipeline Imports</b>		3,104.0	8.5	\$6.01	2,890.5	7.9	\$3.65	7.4%	65.0%
	Canada	0.5	0.0	\$10.77	0.4	0.0	\$6.29	36.3%	71.1%
<b>Total Trucked Imports</b>		0.5	0.0	\$10.77	0.4	0.0	\$6.29	36.3%	71.1%
<b>LNG Imports by Vessel</b>		23.5	0.1	\$28.55	21.4	0.1	\$11.65	9.9%	145.0%
<b>TOTAL IMPORTS</b>		3,128.1	8.6	\$6.18	2,912.3	8.0	\$3.70	7.4%	66.9%
<b>EXPORTS</b>									
	Canada	959.6	2.6	\$6.37	948.9	2.6	\$3.79	1.1%	68.1%
	Mexico	2,074.3	5.7	\$6.26	2,154.5	5.9	\$5.41	-3.7%	15.7%
<b>Total Pipeline Exports</b>		3,034.0	8.3	\$6.30	3,103.3	8.5	\$4.92	-2.2%	28.1%
	Canada	0.1	0.0	\$15.94	0.3	0.0	\$7.06	-76.8%	125.7%
	Mexico	1.6	0.0	\$12.77	1.2	0.0	\$10.99	24.1%	16.2%
<b>Total Trucked Exports</b>		1.6	0.0	\$12.92	1.6	0.0	\$10.15	2.6%	27.3%
<b>Domestic LNG Exports</b>		3,861.9	10.6	\$11.79	3,558.3	9.7	\$7.34	8.5%	60.6%
<b>LNG Re-Exports</b>		0.2	0.0	20.52	\$0.00	0.0	\$0.00	#DIV/0!	#DIV/0!
<b>LNG Exports by Vessel</b>		3,862.2	10.6		3,558.3	9.7		8.5%	
<b>TOTAL EXPORTS</b>		6,897.8	18.9		6,663.2	18.3		3.5%	
<b>LNG Imports to Puerto Rico</b>		49.9	0.1	\$11.44	71.5	0.2	\$8.94	-30.2%	28.0%

Notes

- For 2022, U.S. Trucked Imports from Canada include both CNG by Truck (377,347 Mcf) and LNG by Truck (143,526 Mcf).
- For 2021, U.S. Trucked Imports from Canada include both CNG by Truck (217,479 Mcf) and LNG by Truck (164,782 Mcf).
- For 2022, U.S. Trucked Exports to Canada include CNG by Truck (2,205 Mcf) and LNG by Truck (76,267 Mcf).
- For 2021, U.S. Trucked Exports to Canada include both CNG by Truck (210,526 Mcf) and LNG by Truck (128,431 Mcf).
- For 2022, U.S. Trucked Exports to Mexico are entirely LNG by Truck (1,551,562 Mcf)
- For 2021, U.S. Trucked Exports to Mexico are entirely LNG by Truck (1,249,919 Mcf)
- Natural gas pipeline import and export prices are the prices at the U.S. border.
- LNG import prices are landed prices.
- Domestically produced LNG export prices are delivered prices.
- LNG re-exports are exports of foreign-sourced LNG that was previously imported into the U.S. These prices are FOB prices.



Table 1c

All Import/Export Activities 4th Quarter 2022 vs. 3rd Quarter 2022									
	4th Quarter 2022			3rd Quarter 2022			Percentage Change		
	Volume (Bcf)	Volume (Bcf/d)	Avg. Price (\$/MMBtu)	Volume (Bcf)	Volume (Bcf/d)	Avg. Price (\$/MMBtu)	Volume	Avg. Price	
<b>IMPORTS</b>									
	Canada	797.8	8.7	\$6.58	746.7	8.1	\$6.03	6.8%	9.1%
	Mexico	0.2	0.0	\$18.95	0.5	0.0	\$18.79	-62.0%	0.8%
	<b>Total Pipeline Imports</b>	798.0	8.7	\$6.58	747.2	8.1	\$6.04	6.8%	9.0%
	Canada	0.1	0.0	\$11.06	0.1	0.0	\$8.87	18.4%	24.7%
	<b>Total Trucked Imports</b>	0.1	0.0	\$11.06	0.1	0.0	\$8.87	18.4%	24.7%
	<b>LNG Imports by Vessel</b>	4.0	0.0	\$38.44	5.6	0.1	\$13.03	-28.1%	195.0%
	<b>Total Imports</b>	802.2	8.7	\$6.74	752.9	8.2	\$6.09	6.5%	10.7%
<b>EXPORTS</b>									
	Canada	261.6	2.8	\$5.80	206.9	2.2	\$7.56	26.4%	-23.2%
	Mexico	491.4	5.3	\$5.17	538.5	5.9	\$7.65	-8.7%	-32.4%
	<b>Total Pipeline Exports</b>	753.0	8.2	\$5.39	745.4	8.1	\$7.62	1.0%	-29.3%
	Canada	0.0	0.0	\$16.16	0.0	0.0	\$2.02	2589.5%	700.4%
	Mexico	0.5	0.0	\$12.07	0.3	0.0	\$15.29	78.7%	-21.1%
	<b>Total Trucked Exports</b>	0.5	0.0	\$12.29	0.3	0.0	\$15.24	88.4%	-19.3%
	<b>Domestic LNG Exports</b>	951.3	10.3	\$9.56	895.2	9.7	\$14.41	6.3%	-33.6%
	<b>LNG Re-Exports</b>	0.1	0.0	\$19.70	0.08	0.0	\$21.79	-	-
	<b>LNG Exports by Vessel</b>	951.4	10.3		895.3	9.7		6.3%	
	<b>Total Exports</b>	1,704.9	18.5		1,641.0	17.8		3.9%	
	<b>LNG Imports to Puerto Rico</b>	11.1	0.1	\$10.71	14.9	0.2	\$11.95	-25.7%	-10.4%

Table 1d

All Import/Export Activities 4th Quarter 2022 vs. 4th Quarter 2021									
	4th Quarter 2022			4th Quarter 2021			Percentage Change		
	Volume (Bcf)	Volume (Bcf/d)	Avg. Price (\$/MMBtu)	Volume (Bcf)	Volume (Bcf/d)	Avg. Price (\$/MMBtu)	Volume	Avg. Price	
<b>IMPORTS</b>									
	Canada	797.8	8.7	\$6.58	745.2	8.1	\$4.69	7.1%	40.4%
	Mexico	0.2	0.0	\$18.95	0.2	0.0	\$5.94	16.9%	219.2%
	<b>Total Pipeline Imports</b>	798.0	8.7	\$6.58	745.4	8.1	\$4.69	7.1%	40.4%
	Canada	0.1	0.0	\$11.06	0.1	0.0	\$8.38	15.3%	31.9%
	<b>Total Trucked Imports</b>	0.1	0.0	\$11.06	0.1	0.0	\$8.38	15.3%	31.9%
	<b>LNG Imports by Vessel</b>	4.0	0.0	\$38.44	3.4	0.0	\$31.17	19.9%	23.3%
	<b>Total Imports</b>	802.2	8.8	\$6.74	748.8	8.1	\$4.81	7.1%	40.3%
<b>EXPORTS</b>									
	Canada	261.6	2.8	\$5.80	258.5	2.8	\$5.07	1.2%	14.5%
	Mexico	491.4	5.3	\$5.17	516.9	5.6	\$5.21	-4.9%	-0.8%
	<b>Total Pipeline Exports</b>	753.0	8.2	\$5.39	775.4	8.4	\$5.16	-2.9%	4.4%
	Canada	0.0	0.0	\$16.16	0.0	0.0	\$12.88	-20.3%	25.5%
	Mexico	0.5	0.0	\$12.07	0.5	0.0	\$12.16	-0.4%	-0.7%
	<b>Total Trucked Exports</b>	0.5	0.0	\$12.29	0.5	0.0	\$12.21	-1.7%	0.7%
	<b>Domestic LNG Exports</b>	951.3	10.3	\$9.56	948.9	10.3	\$9.56	0.3%	0.0%
	<b>LNG Re-Exports</b>	0.1	0.0	\$19.70	-	-	\$0.00	-	-
	<b>LNG Exports by Vessel</b>	951.4	10.3		948.9	10.3		0.3%	
	<b>Total Exports</b>	1,704.9	18.5		1,724.8	18.75		-1.2%	
	<b>LNG Imports to Puerto Rico</b>	11.1	0.1	\$10.71	12.2	0.13	\$11.26	-9.3%	-4.9%

**Notes**

- Very small volumes shown as zero due to rounding.
- Canadian Trucked Imports and Exports include both LNG by Truck and CNG by Truck.
- Natural gas pipeline import and export prices are the prices at the U.S. border.
- LNG import prices are landed prices.
- Domestically produced LNG export prices are delivered prices.
- LNG re-exports are exports of foreign-sourced LNG that was previously imported into the U.S. These prices are FOB prices.
- LNG imports to Puerto Rico are shown separately in this table and elsewhere in this report, for informational purposes only. Please note that these imports are not reflected in any U.S. totals because U.S. totals reflect activity involving one or more of the 50 states or the District of Columbia.

Table 1e

Pipeline Imports 4th Quarter 2022 vs. 3rd Quarter 2022						
	4th Quarter 2022		3rd Quarter 2022		Percentage Change	
Type of Import Authorization	Volume (Bcf)	Avg. Price (\$/MMBtu)	Volume (Bcf)	Avg. Price (\$/MMBtu)	Volume	Avg. Price
<b>Canada</b>						
Long-Term	4.2	\$14.22	3.3	\$8.30	27.9%	71.2%
Short-Term	793.6	\$6.54	743.4	\$6.02	6.7%	8.6%
<b>Mexico</b>						
Short-Term	0.2	\$18.95	0.5	\$18.79	-62.0%	0.8%
<b>TOTAL IMPORTS</b>	798.0	\$6.58	747.2	\$6.04	6.8%	9.0%

Table 1f

Pipeline Imports 4th Quarter 2022 vs. 4th Quarter 2021						
	4th Quarter 2022		4th Quarter 2021		Percentage Change	
Type of Import Authorization	Volume (Bcf)	Avg. Price (\$/MMBtu)	Volume (Bcf)	Avg. Price (\$/MMBtu)	Volume	Avg. Price
<b>Canada</b>						
Long-Term	4.2	\$14.22	7.1	\$6.63	-41.0%	114.4%
Short-Term	793.6	\$6.54	738.1	\$4.67	7.5%	40.1%
<b>Mexico</b>						
Short-Term	0.2	\$18.95	0.2	\$5.94	16.9%	219.2%
<b>TOTAL IMPORTS</b>	798.0	\$6.58	745.4	\$4.69	7.1%	40.4%

Notes

- During the 4th Quarter of 2022, 2 long-term contracts were used for imports from Canada.
- During the 4th Quarter of 2022, 80 short-term authorizations were used for imports from Canada.
- During the 4th Quarter of 2022, 2 short-term authorization was used for imports from Mexico.

Table 1g

Pipeline Exports 4th Quarter 2022 vs. 3rd Quarter 2022						
Type of Export Authorization	4th Quarter 2022		3rd Quarter 2022		Percentage Change	
	Volume (Bcf)	Avg. Price (\$/MMBtu)	Volume (Bcf)	Avg. Price (\$/MMBtu)	Volume	Avg. Price
<b>Canada</b>						
Long-Term	5.0	\$6.99	9.3	\$7.99	-46.1%	-12.5%
Short-Term	256.6	\$5.78	197.6	\$7.54	29.8%	-23.3%
<b>Mexico</b>						
Long-Term	6.9	\$5.24	11.3	\$7.88	-39.3%	-33.6%
Short-Term	484.5	\$5.17	527.2	\$7.64	-8.1%	-32.4%
<b>TOTAL EXPORTS</b>	753.0	\$5.39	745.4	\$7.62	1.0%	-29.3%

Table 1h

Pipeline Exports 4th Quarter 2022 vs. 4th Quarter 2021						
Type of Export Authorization	4th Quarter 2022		4th Quarter 2021		Percentage Change	
	Volume (Bcf)	Avg. Price (\$/MMBtu)	Volume (Bcf)	Avg. Price (\$/MMBtu)	Volume	Avg. Price
<b>Canada</b>						
Long-Term	5.0	\$6.99	12.9	6.08	-61.4%	15.0%
Short-Term	256.6	\$5.78	245.6	\$5.02	4.5%	15.2%
<b>Mexico</b>						
Long-Term	6.9	\$5.24	7.7	\$5.22	-10.5%	0.2%
Short-Term	484.5	\$5.17	509.2	\$5.21	-4.8%	-0.8%
<b>TOTAL EXPORTS</b>	753.0	\$5.39	775.4	\$5.16	-2.9%	4.4%

Notes

- During the 4th Quarter of 2022, 50 short-term authorizations were used for exports to Canada.
- During the 4th Quarter of 2022, 2 long-term contracts were used for exports to Mexico.
- During the 4th Quarter of 2022, 33 short-term authorizations were used for exports to Mexico.

Table 1i

<b>Trucked LNG Imports 4th Quarter 2022 vs. 3rd Quarter 2022</b>						
	<b>4th Quarter 2022</b>		<b>3rd Quarter 2022</b>		<b>Percentage Change</b>	
<b>Country of Origin</b>	<b>Volume (MMcf)</b>	<b>Avg. Price (\$/MMBtu)</b>	<b>Volume (MMcf)</b>	<b>Avg. Price (\$/MMBtu)</b>	<b>Volume</b>	<b>Avg. Price</b>
<b>Canada</b>	40.4	\$9.07	35.2	\$9.77	14.7%	-7.2%
<b>Total LNG Imports</b>	40.4	\$9.07	35.2	\$9.77	14.7%	-7.2%

Table 1j

<b>Trucked LNG Imports 4th Quarter 2022 vs. 4th Quarter 2021</b>						
	<b>4th Quarter 2022</b>		<b>4th Quarter 2021</b>		<b>Percentage Change</b>	
<b>Country of Origin</b>	<b>Volume (MMcf)</b>	<b>Avg. Price (\$/MMBtu)</b>	<b>Volume (MMcf)</b>	<b>Avg. Price (\$/MMBtu)</b>	<b>Volume</b>	<b>Avg. Price</b>
<b>Canada</b>	40.4	\$9.07	52.0	\$7.64	-22.3%	18.6%
<b>Total LNG Imports</b>	40.4	\$9.07	52.0	\$7.64	-22.3%	18.6%

Notes

- In the 4th Quarter of 2022, LNG was imported by truck from Canada by Cryopeak LNG Solutions Corporation through Alcan, AK; Gaz Métro GNL, S.E.C. through Champlain, NY, Highgate Springs, VT, and Jackman, ME; and Sapphire Gas Solutions through Blaine, WA and North Troy, VT.

Table 1k

Trucked LNG Exports 4th Quarter 2022 vs. 3rd Quarter 2022						
	4th Quarter 2022		3rd Quarter 2022		Percentage Change	
Destination Country	Volume (MMcf)	Avg. Price (\$/MMBtu)	Volume (MMcf)	Avg. Price (\$/MMBtu)	Volume	Avg. Price
Canada	27.9	\$16.47	-	-	-	-
Mexico	488.3	\$12.07	273.2	\$15.29	78.7%	-21.1%
<b>Total LNG Exports</b>	516.1	\$12.30	273.2	\$15.29	88.9%	-19.5%

Table 1l

Trucked LNG Exports 4th Quarter 2022 vs. 4th Quarter 2021						
	4th Quarter 2022		4th Quarter 2021		Percentage Change	
Destination Country	Volume (MMcf)	Avg. Price (\$/MMBtu)	Volume (MMcf)	Avg. Price (\$/MMBtu)	Volume	Avg. Price
Canada	27.9	\$16.47	36.0	\$12.88	-22.5%	27.9%
Mexico	488.3	\$12.07	490.1	\$12.16	-0.4%	-0.7%
<b>Total LNG Exports</b>	516.1	\$12.30	526.1	\$12.21	-1.9%	0.8%

Notes

- In the 4th Quarter of 2022, LNG was exported by truck to Canada by Rev LNG LLC through Niagara Falls, NY; to Mexico by Enestas, S.A de C.V through El Paso, TX and Laredo, TX; and Solensa S.A. de CV through Calexico, CA; and Stabilis GDS, Inc. through Laredo, TX.

Table 1m

<b>Trucked CNG Imports 4th Quarter 2022 vs. 3rd Quarter 2022</b>						
	<b>4th Quarter 2022</b>		<b>3rd Quarter 2022</b>		<b>Percentage Change</b>	
<b>Country of Origin</b>	<b>Volume (MMcf)</b>	<b>Avg. Price (\$/MMBtu)</b>	<b>Volume (MMcf)</b>	<b>Avg. Price (\$/MMBtu)</b>	<b>Volume</b>	<b>Avg. Price</b>
<b>Canada</b>	96.0	\$11.90	80.0	\$8.48	20.0%	40.3%
<b>Total CNG Imports</b>	96.0	\$11.90	80.0	\$8.48	20.0%	40.3%

Table 1n

<b>Trucked CNG Imports 4th Quarter 2022 vs. 4th Quarter 2021</b>						
	<b>4th Quarter 2022</b>		<b>4th Quarter 2021</b>		<b>Percentage Change</b>	
<b>Country of Origin</b>	<b>Volume (MMcf)</b>	<b>Avg. Price (\$/MMBtu)</b>	<b>Volume (MMcf)</b>	<b>Avg. Price (\$/MMBtu)</b>	<b>Volume</b>	<b>Avg. Price</b>
<b>Canada</b>	96.0	\$11.90	66.3	\$8.96	44.8%	32.8%
<b>Total CNG Imports</b>	96.0	\$11.90	66.3	\$8.96	44.8%	32.8%

Notes

- In the 4th Quarter of 2022, CNG was imported by truck from Canada by Irving Oil Terminals Inc., through Houlton, Maine.

Table 1o

<b>Trucked CNG Exports 4th Quarter 2022 vs. 3rd Quarter 2022</b>						
	<b>4th Quarter 2022</b>		<b>3rd Quarter 2022</b>		<b>Percentage Change</b>	
<b>Destination Country</b>	<b>Volume (MMcf)</b>	<b>Avg. Price (\$/MMBtu)</b>	<b>Volume (MMcf)</b>	<b>Avg. Price (\$/MMBtu)</b>	<b>Volume</b>	<b>Avg. Price</b>
<b>Canada</b>	0.8	4.86	1.1	\$2.02	-26.8%	140.8%
<b>Total CNG Exports</b>	0.8	\$4.86	1.1	\$2.02	-26.8%	140.8%

Table 1p

<b>Trucked CNG Exports 4th Quarter 2022 vs. 4th Quarter 2021</b>						
	<b>4th Quarter 2022</b>		<b>4th Quarter 2021</b>		<b>Percentage Change</b>	
<b>Destination Country</b>	<b>Volume (MMcf)</b>	<b>Avg. Price (\$/MMBtu)</b>	<b>Volume (MMcf)</b>	<b>Avg. Price (\$/MMBtu)</b>	<b>Volume</b>	<b>Avg. Price</b>
<b>Canada</b>	0.8	\$4.86	0.0	\$0.00	-	-
<b>Total CNG Exports</b>	0.8	\$4.86	0.0	\$0.00	-	-

Notes

- In the 4th Quarter of 2022, CNG was exported by truck to Canada by Certarus Ltd. through Sweetgrass, Montana.

Table 1q

<b>Short-Term Pipeline Imports by Point of Entry 4th Quarter 2022</b>			
<b>Country of Origin/ Point of Entry</b>	<b>Percent of Total</b>	<b>Volume (Bcf)</b>	<b>Wtd. Avg. Price (\$/MMBtu)</b>
<b><u>CANADA</u></b>			
Babb, Montana	1.0%	8.1	\$4.01
Calais, Maine	0.2%	1.9	\$10.10
Champlain, New York	0.1%	1.0	\$7.40
Detroit, Michigan	0.6%	5.1	\$5.19
Eastport, Idaho	29.4%	233.6	\$7.14
Grand Island, New York	0.5%	4.3	\$5.58
Highgate Springs, Vermont	0.5%	3.7	\$6.32
Massena, New York	0.1%	0.9	\$7.66
Niagara Falls, New York	0.2%	1.5	\$6.23
Noyes, Minnesota	15.0%	119.1	\$5.25
Pittsburg, New Hampshire	3.1%	24.8	\$8.23
Port of Morgan, Montana	7.5%	59.3	\$4.97
Portal, North Dakota	0.0%	0.0	\$4.23
Sherwood, North Dakota	19.1%	151.6	\$4.86
St. Clair, Michigan	2.7%	21.6	\$5.47
Sumas, Washington	13.9%	110.4	\$9.61
Waddington, New York	5.7%	44.9	\$7.13
Warroad, Minnesota	0.1%	1.1	\$7.00
Whitlash, Montana	0.1%	0.5	\$3.83
<b>Canada Total</b>	<b>100.0%</b>	<b>793.6</b>	<b>\$6.54</b>
<b><u>MEXICO</u></b>			
Galvan Ranch, Texas	36.0%	0.1	\$4.50
Otay Mesa, California	64.0%	0.1	\$27.08
<b>Mexico Total</b>	<b>100.0%</b>	<b>0.2</b>	<b>\$18.95</b>
<b>GRAND TOTAL</b>		<b>793.8</b>	<b>\$6.54</b>

Notes

- Very small volumes shown as zero due to rounding.



Table 1r

<b>Long-Term Pipeline Imports by Point of Entry 4th Quarter 2022</b>			
<b>Country of Origin/ Point of Entry</b>	<b>Percent of Total</b>	<b>Volume (Bcf)</b>	<b>Wtd. Avg. Price (\$/MMBtu)</b>
<b><u>CANADA</u></b>			
<b>Calais, Maine</b>	31.9%	1.3	\$27.52
<b>Eastport, Idaho</b>	8.2%	0.3	\$15.03
<b>Pittsburg, New Hampshire</b>	40.1%	1.7	\$7.45
<b>Sherwood, North Dakota</b>	18.2%	0.8	\$6.15
<b>Waddington, New York</b>	1.6%	0.1	\$6.12
<b>Canada Total</b>	100.0%	4.2	\$14.22
<b><u>MEXICO</u></b>			
<b>Mexico Total</b>	-	-	-
<b>GRAND TOTAL</b>		4.2	\$14.22

Notes

- Very small volumes shown as zero due to rounding.

Table 1s

Short-Term Pipeline Exports by Point of Exit 4th Quarter 2022			
Country of Destination/ Point of Exit	Percent of Total	Volume (Bcf)	Wtd. Avg. Price (\$/MMBtu)
<b>CANADA</b>			
Calais, Maine	8.3%	21.3	\$7.46
Detroit, Michigan	2.5%	6.4	\$5.21
Grand Island, New York	6.5%	16.7	\$5.29
Marysville, Michigan	0.3%	0.9	\$5.68
Niagara Falls, New York	17.3%	44.3	\$5.06
Noyes, Minnesota	0.3%	0.8	\$4.97
Pittsburg, New Hampshire	0.0%	0.0	\$3.52
Portal, North Dakota	0.1%	0.2	\$3.53
Sault Ste. Marie, Michigan	1.7%	4.3	\$5.47
St. Clair, Michigan	59.6%	153.0	\$5.60
Sumas, Washington	1.6%	4.1	\$14.77
Waddington, New York	1.9%	4.8	\$6.16
<b>Canada Total</b>	100.0%	256.6	\$5.78
<b>MEXICO</b>			
Alamo, Texas	0.6%	3.0	\$5.21
Brownsville, Texas	16.0%	77.3	\$5.00
Calexico, California	1.2%	5.7	\$6.87
Clint, Texas	1.1%	5.6	\$3.83
Del Rio, Texas	0.0%	0.1	\$6.48
Douglas, Arizona	2.2%	10.6	\$4.59
Eagle Pass, Texas	0.6%	3.0	\$6.41
El Paso, Texas	4.6%	22.4	\$4.25
Hidalgo, Texas	3.3%	16.0	\$5.34
Laredo, Texas	4.9%	23.8	\$5.08
McAllen, Texas	1.7%	8.2	\$5.58
Nogales, Arizona	0.0%	0.2	\$4.39
Ogilby, California	6.0%	29.0	\$11.52
Presidio, Texas	10.9%	52.6	\$3.47
Rio Bravo, Texas	3.8%	18.6	\$5.03
Rio Grande City, Texas	29.2%	141.4	\$5.06
Roma, Texas	6.1%	29.6	\$5.31
San Elizario, Texas	7.6%	36.7	\$3.75
Sasabe, Arizona	0.2%	0.8	\$3.89
<b>Mexico Total</b>	100.0%	484.5	\$5.17
<b>GRAND TOTAL</b>		741.2	\$5.38

Notes

•Very small volumes shown as zero due to rounding

Table 1t

<b>Long-Term Pipeline Exports by Point of Exit 4th Quarter 2022</b>			
<b>Country of Destination/ Point of Exit</b>	<b>Percent of Total</b>	<b>Volume (Bcf)</b>	<b>Wtd. Avg. Price (\$/MMBtu)</b>
<b><u>CANADA</u></b>			
<b>Calais, Maine</b>	51.8%	2.6	\$8.77
<b>Niagara Falls, New York</b>	48.2%	2.4	\$5.08
<b>Canada Total</b>	100.0%	5.0	\$6.99
<b><u>MEXICO</u></b>			
<b>Rio Grande City, Texas</b>	47.6%	3.3	\$5.20
<b>Roma, Texas</b>	52.4%	3.6	\$5.27
<b>Mexico Total</b>	100.0%	6.9	\$5.24
<b>GRAND TOTAL</b>		11.9	\$5.98

Table 1u

<b>Short-Term Imports by Month 2020 - YTD 2022</b>				
<b>Year &amp; Month</b>	<b>Active Importers</b>	<b>Volume (MMcf)</b>	<b>Wtd. Avg. Price (\$/MMBtu)</b>	
<b><u>2020</u></b>				
January	88	254,107	\$2.34	
February	80	230,772	\$1.78	
March	82	218,606	\$1.58	
April	75	193,688	\$1.45	
May	75	188,938	\$1.54	
June	73	191,588	\$1.49	
July	77	208,063	\$1.51	
August	73	214,517	\$1.83	
September	74	178,462	\$1.96	
October	81	201,844	\$2.12	
November	75	213,994	\$2.58	
December	77	265,490	\$2.66	
<b>2020 Total</b>	<b>104</b>	<b>2,560,069</b>	<b>\$1.93</b>	
<b><u>2021</u></b>				
January	76	276,717	\$2.64	
February	77	257,825	\$5.43	
March	73	239,682	\$2.55	
April	75	213,312	\$2.38	
May	73	210,182	\$2.60	
June	75	213,867	\$2.76	
July	75	231,461	\$3.29	
August	71	225,758	\$3.43	
September	75	224,635	\$3.95	
October	74	234,386	\$4.68	
November	79	246,853	\$4.86	
December	81	257,124	\$4.47	
<b>2021 Total</b>	<b>95</b>	<b>2,831,803</b>	<b>\$3.62</b>	
<b><u>2022</u></b>				
January	80	292,935	\$6.07	
February	81	260,770	\$5.22	
March	78	264,530	\$4.34	
April	74	251,746	\$5.38	
May	73	238,413	\$6.58	
June	74	237,705	\$6.90	
July	74	261,842	\$5.81	
August	76	240,866	\$6.40	
September	75	241,357	\$5.90	
October	76	247,348	\$4.57	
November	74	252,145	\$5.45	
December	76	294,428	\$9.13	
<b>2022 Total</b>	<b>95</b>	<b>3,084,087</b>	<b>\$6.01</b>	

Table 1v

<b>Long-Term Imports By Month 2020 - YTD 2022</b>				
<b>Year &amp; Month</b>	<b>Active Importers</b>	<b>Volume (MMcf)</b>	<b>Wtd. Avg. Price (\$/MMBtu)</b>	
<b>2020</b>				
January	3	17,558	\$5.59	
February	3	15,279	\$5.05	
March	2	4,279	\$4.05	
April	2	3,511	\$2.09	
May	3	7,041	\$2.78	
June	2	4,398	\$1.96	
July	3	11,218	\$3.26	
August	2	6,134	\$2.26	
September	2	3,919	\$2.15	
October	2	5,162	\$2.67	
November	3	7,054	\$4.51	
December	3	12,170	\$4.25	
<b>2020 Total</b>	<b>3</b>	<b>97,724</b>	<b>\$3.93</b>	
<b>2021</b>				
January	3	18,181	\$5.28	
February	3	20,926	\$6.55	
March	3	8,255	\$4.42	
April	2	3,127	\$3.22	
May	3	3,730	\$5.56	
June	2	2,402	\$4.19	
July	3	4,941	\$5.66	
August	2	4,207	\$4.64	
September	3	4,218	\$6.21	
October	2	2,613	\$6.16	
November	3	3,802	\$19.05	
December	3	4,068	\$15.57	
<b>2021 Total</b>	<b>3</b>	<b>80,470</b>	<b>\$6.66</b>	
<b>2022</b>				
January	3	13,267	\$20.42	
February	3	5,437	\$19.62	
March	3	4,678	\$18.77	
April	2	1,128	\$7.64	
May	3	1,640	\$9.81	
June	2	709	\$8.71	
July	3	4,310	\$9.93	
August	3	3,981	\$13.15	
September	2	592	\$8.58	
October	2	640	\$7.43	
November	4	2,552	\$24.47	
December	3	5,041	\$29.23	
<b>2022 Total</b>	<b>4</b>	<b>43,975</b>	<b>\$18.44</b>	

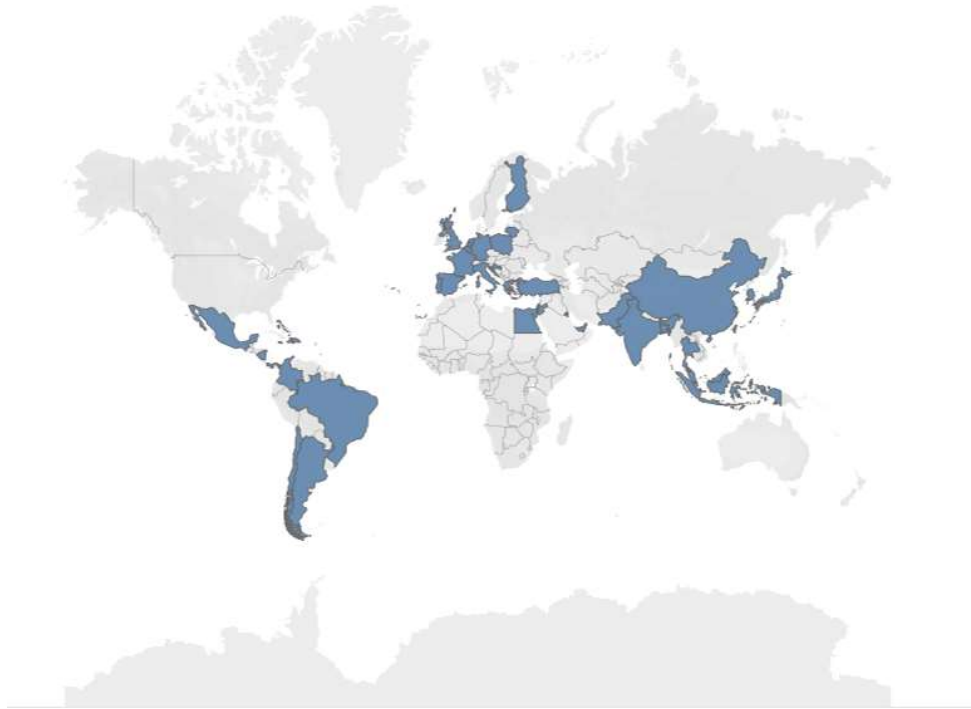


**LNG**  
**Quarter and Year-to-Date**  
**Tables**





## Exports of Domestically-Produced LNG Delivered (Cumulative starting from February 2016 through December 2022)



Region	Number of Countries Receiving Per Region	Volume Exported (Bcf)	Percentage Receipts of Total Volume Exported (%)	Number of Cargos*
East Asia and Pacific	8	4,470.9	32.9%	1322
Europe and Central Asia	15	5,790.1	42.6%	1817
Latin America and the Caribbean**	13	2,135.9	15.7%	761
Middle East and North Africa	5	376.6	2.8%	110
South Asia	3	826.7	6.1%	246
Sub-Saharan Africa	0	0.0	0.0%	0
<b>Total LNG Exports</b>	<b>44</b>	<b>13,600.1</b>	<b>100.0%</b>	<b>4,256</b>

\*Split cargos counted as both individual cargos and countries

\*\*Number of cargos does not include the shipments by ISO container to Barbados and Bahamas



**VESSEL-BORNE EXPORTS OF DOMESTICALLY-PRODUCED LIQUEFIED NATURAL GAS (LNG)**

Table 2a(i)

Date of Departure	Name of Exporter	Supplier	Docket Number	Docket Term	Country of Destination	Name of Tanker	Departure Terminal	Volume (Mcf of Natural Gas)	Notes
1/1/2022	Sabine Pass Liquefaction, LLC	Sabine Pass Liquefaction, LLC	2010-111-LNG	Long-Term	Spain	Maran Gas Hector	Sabine Pass, Louisiana	3,600,256	
1/3/2022	Sabine Pass Liquefaction, LLC	Sabine Pass Liquefaction, LLC	2010-111-LNG	Long-Term	Spain	BW Pavilion Vanda	Sabine Pass, Louisiana	3,404,650	
1/3/2022	Sabine Pass Liquefaction, LLC	Sabine Pass Liquefaction, LLC	2010-85-LNG	Long-Term	South Korea	Mu Lan	Sabine Pass, Louisiana	3,683,046	
1/4/2022	Sabine Pass Liquefaction, LLC	Sabine Pass Liquefaction, LLC	2010-111-LNG	Long-Term	Spain	Isabella	Sabine Pass, Louisiana	3,594,297	
1/5/2022	Sabine Pass Liquefaction, LLC	Sabine Pass Liquefaction, LLC	2010-111-LNG	Long-Term	Belgium	Methane Jane Elizabeth	Sabine Pass, Louisiana	3,105,612	
1/6/2022	Sabine Pass Liquefaction, LLC	Sabine Pass Liquefaction, LLC	2010-111-LNG	Long-Term	France	BW Tulip	Sabine Pass, Louisiana	3,619,725	
1/7/2022	Sabine Pass Liquefaction, LLC	Sabine Pass Liquefaction, LLC	2010-111-LNG	Long-Term	United Kingdom	Flex Resolute	Sabine Pass, Louisiana	3,713,113	
1/7/2022	Sabine Pass Liquefaction, LLC	Sabine Pass Liquefaction, LLC	2010-85-LNG	Long-Term	South Korea	K Mugungwha	Sabine Pass, Louisiana	3,230,587	
1/8/2022	Sabine Pass Liquefaction, LLC	Sabine Pass Liquefaction, LLC	2010-111-LNG	Long-Term	Brazil	Magellan Spirit	Sabine Pass, Louisiana	3,285,232	
1/9/2022	Sabine Pass Liquefaction, LLC	Sabine Pass Liquefaction, LLC	2010-111-LNG	Long-Term	Belgium	Castillo De Merida	Sabine Pass, Louisiana	3,628,167	
1/9/2022	Sabine Pass Liquefaction, LLC	Sabine Pass Liquefaction, LLC	2010-111-LNG	Long-Term	Spain	LNGSHIPS Manhattan	Sabine Pass, Louisiana	3,694,119	
1/11/2022	Sabine Pass Liquefaction, LLC	Sabine Pass Liquefaction, LLC	2010-111-LNG	Long-Term	India	Al Shamal	Sabine Pass, Louisiana	3,288,369	
1/11/2022	Sabine Pass Liquefaction, LLC	Sabine Pass Liquefaction, LLC	2010-111-LNG	Long-Term	Turkey	Flex Aurora	Sabine Pass, Louisiana	3,550,807	
1/12/2022	Sabine Pass Liquefaction, LLC	Sabine Pass Liquefaction, LLC	2010-111-LNG	Long-Term	France	Minerva Psara	Sabine Pass, Louisiana	3,469,982	
1/13/2022	Sabine Pass Liquefaction, LLC	Sabine Pass Liquefaction, LLC	2010-111-LNG	Long-Term	United Kingdom	Golar Glacier	Sabine Pass, Louisiana	3,434,497	
1/14/2022	Sabine Pass Liquefaction, LLC	Sabine Pass Liquefaction, LLC	2010-111-LNG	Long-Term	Turkey	Celsius Canberra	Sabine Pass, Louisiana	3,850,509	
1/15/2022	Sabine Pass Liquefaction, LLC	Sabine Pass Liquefaction, LLC	2010-111-LNG	Long-Term	Italy	Pskov	Sabine Pass, Louisiana	3,605,363	
1/16/2022	Sabine Pass Liquefaction, LLC	Sabine Pass Liquefaction, LLC	2010-111-LNG	Long-Term	Brazil	Hoegh Gannet	Sabine Pass, Louisiana	3,284,091	
1/17/2022	Sabine Pass Liquefaction, LLC	Sabine Pass Liquefaction, LLC	2010-85-LNG	Long-Term	South Korea	Flex Artemis	Sabine Pass, Louisiana	3,705,187	
1/18/2022	Sabine Pass Liquefaction, LLC	Sabine Pass Liquefaction, LLC	2010-111-LNG	Long-Term	France	Megara	Sabine Pass, Louisiana	3,687,592	
1/19/2022	Sabine Pass Liquefaction, LLC	Sabine Pass Liquefaction, LLC	2010-111-LNG	Long-Term	France	SK Resolute	Sabine Pass, Louisiana	3,756,384	
1/19/2022	Sabine Pass Liquefaction, LLC	Sabine Pass Liquefaction, LLC	2010-111-LNG	Long-Term	Netherlands	Maran Gas Ithaca	Sabine Pass, Louisiana	3,693,346	
1/21/2022	Sabine Pass Liquefaction, LLC	Sabine Pass Liquefaction, LLC	2010-111-LNG	Long-Term	Portugal	Iberica Knutsen	Sabine Pass, Louisiana	2,868,373	
1/21/2022	Sabine Pass Liquefaction, LLC	Sabine Pass Liquefaction, LLC	2010-111-LNG	Long-Term	Turkey	Gaslog Greece	Sabine Pass, Louisiana	3,540,418	
1/22/2022	Sabine Pass Liquefaction, LLC	Sabine Pass Liquefaction, LLC	2010-111-LNG	Long-Term	Turkey	Gaslog Georgetown	Sabine Pass, Louisiana	3,640,143	
1/23/2022	Sabine Pass Liquefaction, LLC	Sabine Pass Liquefaction, LLC	2010-111-LNG	Long-Term	Lithuania	Pearl LNG	Sabine Pass, Louisiana	3,517,693	
1/24/2022	Sabine Pass Liquefaction, LLC	Sabine Pass Liquefaction, LLC	2010-111-LNG	Long-Term	France	Bonito LNG	Sabine Pass, Louisiana	3,714,452	
1/24/2022	Sabine Pass Liquefaction, LLC	Sabine Pass Liquefaction, LLC	2010-111-LNG	Long-Term	United Kingdom	Gaslog Westminster	Sabine Pass, Louisiana	3,832,680	
1/26/2022	Sabine Pass Liquefaction, LLC	Sabine Pass Liquefaction, LLC	2010-111-LNG	Long-Term	Croatia	Qogir	Sabine Pass, Louisiana	3,314,237	[*]
1/26/2022	Sabine Pass Liquefaction, LLC	Sabine Pass Liquefaction, LLC	2010-111-LNG	Long-Term	Greece	Qogir	Sabine Pass, Louisiana	177,792	[*]
1/26/2022	Sabine Pass Liquefaction, LLC	Sabine Pass Liquefaction, LLC	2010-111-LNG	Long-Term	Taiwan	Flex Endeavor	Sabine Pass, Louisiana	3,384,276	
1/27/2022	Sabine Pass Liquefaction, LLC	Sabine Pass Liquefaction, LLC	2010-111-LNG	Long-Term	Turkey	Macoma	Sabine Pass, Louisiana	3,286,175	
1/28/2022	Sabine Pass Liquefaction, LLC	Sabine Pass Liquefaction, LLC	2010-111-LNG	Long-Term	Belgium	Pan Europe	Sabine Pass, Louisiana	3,543,880	
1/28/2022	Sabine Pass Liquefaction, LLC	Sabine Pass Liquefaction, LLC	2010-111-LNG	Long-Term	United Kingdom	Magdala	Sabine Pass, Louisiana	3,555,967	
1/29/2022	Sabine Pass Liquefaction, LLC	Sabine Pass Liquefaction, LLC	2010-111-LNG	Long-Term	United Kingdom	Golar Grand	Sabine Pass, Louisiana	3,036,696	
1/29/2022	Sabine Pass Liquefaction, LLC	Sabine Pass Liquefaction, LLC	2010-85-LNG	Long-Term	South Korea	Hyundai Peacepina	Sabine Pass, Louisiana	3,700,878	
1/30/2022	Sabine Pass Liquefaction, LLC	Sabine Pass Liquefaction, LLC	2010-111-LNG	Long-Term	United Kingdom	Grace Dahlia	Sabine Pass, Louisiana	3,287,625	
1/31/2022	Sabine Pass Liquefaction, LLC	Sabine Pass Liquefaction, LLC	2010-111-LNG	Long-Term	Spain	Celsius Carolina	Sabine Pass, Louisiana	3,844,720	
2/1/2022	Sabine Pass Liquefaction, LLC	Sabine Pass Liquefaction, LLC	2010-111-LNG	Long-Term	Netherlands	Solaris	Sabine Pass, Louisiana	2,872,399	
2/3/2022	Sabine Pass Liquefaction, LLC	Sabine Pass Liquefaction, LLC	2010-85-LNG	Long-Term	South Korea	SM Eagle	Sabine Pass, Louisiana	3,707,646	
2/4/2022	Sabine Pass Liquefaction, LLC	Sabine Pass Liquefaction, LLC	2010-111-LNG	Long-Term	Turkey	Stena Clear Sky	Sabine Pass, Louisiana	3,698,019	
2/4/2022	Sabine Pass Liquefaction, LLC	Sabine Pass Liquefaction, LLC	2010-111-LNG	Long-Term	Turkey	Transgas Force	Sabine Pass, Louisiana	3,709,909	
2/5/2022	Sabine Pass Liquefaction, LLC	Sabine Pass Liquefaction, LLC	2010-111-LNG	Long-Term	Turkey	Maran Gas Pericles	Sabine Pass, Louisiana	3,692,404	
2/6/2022	Sabine Pass Liquefaction, LLC	Sabine Pass Liquefaction, LLC	2010-111-LNG	Long-Term	Spain	Maran Gas Hector	Sabine Pass, Louisiana	3,523,330	
2/6/2022	Sabine Pass Liquefaction, LLC	Sabine Pass Liquefaction, LLC	2010-111-LNG	Long-Term	United Kingdom	Isabella	Sabine Pass, Louisiana	3,627,961	

[S] Spot – a one-time transaction for near-term delivery of a specific quantity of LNG at a specific location. Spot cargos could be included in either long-term or short-term authorized types.

[\*] Split cargo – a single shipment of LNG where portions of the cargo have different transactional characteristics. For instance, a single cargo can have more than one buyer, supplier, price, unloading port, loading port, or DOE authorization.

[C] Commissioning cargo – pre-commercial cargo loaded while export facility operations are still undergoing final testing and inspection. Commissioning cargos may occur multiple times for the same facility as individual LNG trains enter service.

Countries of destination are current as of publication date. Any updates to countries of destination reported will be published in the next scheduled LNG Monthly.

**VESSEL-BORNE EXPORTS OF DOMESTICALLY-PRODUCED LIQUEFIED NATURAL GAS (LNG)**

Table 2a(i)

Date of Departure	Name of Exporter	Supplier	Docket Number	Docket Term	Country of Destination	Name of Tanker	Departure Terminal	Volume (Mcf of Natural Gas)	Notes
2/7/2022	Sabine Pass Liquefaction, LLC	Sabine Pass Liquefaction, LLC	2010-111-LNG	Long-Term	Thailand	LNG Sakura	Sabine Pass, Louisiana	3,782,302	
2/8/2022	Sabine Pass Liquefaction, LLC	Sabine Pass Liquefaction, LLC	2010-111-LNG	Long-Term	United Kingdom	British Achiever	Sabine Pass, Louisiana	3,467,842	
2/9/2022	Sabine Pass Liquefaction, LLC	Sabine Pass Liquefaction, LLC	2010-111-LNG	Long-Term	Netherlands	Rioja Knutsen	Sabine Pass, Louisiana	3,750,051	
2/10/2022	Sabine Pass Liquefaction, LLC	Sabine Pass Liquefaction, LLC	2010-111-LNG	Long-Term	Bangladesh	LNG Adventure	Sabine Pass, Louisiana	2,972,664	[*]
2/10/2022	Sabine Pass Liquefaction, LLC	Sabine Pass Liquefaction, LLC	2010-111-LNG	Long-Term	Indonesia	LNG Adventure	Sabine Pass, Louisiana	716,947	[*]
2/11/2022	Sabine Pass Liquefaction, LLC	Sabine Pass Liquefaction, LLC	2010-111-LNG	Long-Term	Spain	LNG Endurance	Sabine Pass, Louisiana	3,660,236	
2/12/2022	Sabine Pass Liquefaction, LLC	Sabine Pass Liquefaction, LLC	2010-111-LNG	Long-Term	Netherlands	Energy Endeavour	Sabine Pass, Louisiana	3,571,296	
2/13/2022	Sabine Pass Liquefaction, LLC	Sabine Pass Liquefaction, LLC	2010-111-LNG	Long-Term	Croatia	Cadiz Knutsen	Sabine Pass, Louisiana	2,934,131	
2/13/2022	Sabine Pass Liquefaction, LLC	Sabine Pass Liquefaction, LLC	2010-111-LNG	Long-Term	Turkey	Minerva Psara	Sabine Pass, Louisiana	3,491,198	
2/14/2022	Sabine Pass Liquefaction, LLC	Sabine Pass Liquefaction, LLC	2010-85-LNG	Long-Term	South Korea	Hyundai Princepia	Sabine Pass, Louisiana	3,696,135	
2/15/2022	Sabine Pass Liquefaction, LLC	Sabine Pass Liquefaction, LLC	2010-111-LNG	Long-Term	China	Golar Seal	Sabine Pass, Louisiana	3,356,720	
2/16/2022	Sabine Pass Liquefaction, LLC	Sabine Pass Liquefaction, LLC	2010-111-LNG	Long-Term	Taiwan	Cool Racer	Sabine Pass, Louisiana	3,535,551	
2/18/2022	Sabine Pass Liquefaction, LLC	Sabine Pass Liquefaction, LLC	2010-111-LNG	Long-Term	Belgium	Hoegh Gannet	Sabine Pass, Louisiana	3,294,017	
2/18/2022	Sabine Pass Liquefaction, LLC	Sabine Pass Liquefaction, LLC	2010-111-LNG	Long-Term	Spain	Castillo De Merida	Sabine Pass, Louisiana	3,788,347	
2/19/2022	Sabine Pass Liquefaction, LLC	Sabine Pass Liquefaction, LLC	2010-85-LNG	Long-Term	South Korea	Hyundai Ecopia	Sabine Pass, Louisiana	3,191,829	
2/20/2022	Sabine Pass Liquefaction, LLC	Sabine Pass Liquefaction, LLC	2010-111-LNG	Long-Term	Spain	Stena Crystal Sky	Sabine Pass, Louisiana	3,269,948	
2/21/2022	Sabine Pass Liquefaction, LLC	Sabine Pass Liquefaction, LLC	2010-111-LNG	Long-Term	Taiwan	Amberjack LNG	Sabine Pass, Louisiana	2,579,476	[*]
2/21/2022	Sabine Pass Liquefaction, LLC	Sabine Pass Liquefaction, LLC	2010-111-LNG	Long-Term	Thailand	Amberjack LNG	Sabine Pass, Louisiana	1,097,756	[*]
2/22/2022	Sabine Pass Liquefaction, LLC	Sabine Pass Liquefaction, LLC	2010-111-LNG	Long-Term	Turkey	Hoegh Esperanza	Sabine Pass, Louisiana	3,619,417	
2/24/2022	Sabine Pass Liquefaction, LLC	Sabine Pass Liquefaction, LLC	2010-111-LNG	Long-Term	Kuwait	MOL Challenger	Sabine Pass, Louisiana	5,277,144	
2/24/2022	Sabine Pass Liquefaction, LLC	Sabine Pass Liquefaction, LLC	2010-111-LNG	Long-Term	Spain	LNGSHIPS EMPRESS	Sabine Pass, Louisiana	3,198,870	
2/25/2022	Sabine Pass Liquefaction, LLC	Sabine Pass Liquefaction, LLC	2010-111-LNG	Long-Term	United Kingdom	Gaslog Glasgow	Sabine Pass, Louisiana	3,559,458	
2/26/2022	Sabine Pass Liquefaction, LLC	Sabine Pass Liquefaction, LLC	2010-111-LNG	Long-Term	Spain	Pan Americas	Sabine Pass, Louisiana	3,603,818	
2/26/2022	Sabine Pass Liquefaction, LLC	Sabine Pass Liquefaction, LLC	2010-111-LNG	Long-Term	United Kingdom	Gaslog Westminster	Sabine Pass, Louisiana	3,804,605	
2/27/2022	Sabine Pass Liquefaction, LLC	Sabine Pass Liquefaction, LLC	2010-111-LNG	Long-Term	France	Seri Balhaf	Sabine Pass, Louisiana	3,284,587	
2/28/2022	Sabine Pass Liquefaction, LLC	Sabine Pass Liquefaction, LLC	2010-111-LNG	Long-Term	Italy	La Mancha Knutsen	Sabine Pass, Louisiana	3,579,857	
3/1/2022	Sabine Pass Liquefaction, LLC	Sabine Pass Liquefaction, LLC	2010-111-LNG	Long-Term	Spain	Celsius Canberra	Sabine Pass, Louisiana	3,857,517	
3/2/2022	Sabine Pass Liquefaction, LLC	Sabine Pass Liquefaction, LLC	2010-85-LNG	Long-Term	South Korea	SM Seahawk	Sabine Pass, Louisiana	3,708,898	
3/3/2022	Sabine Pass Liquefaction, LLC	Sabine Pass Liquefaction, LLC	2010-111-LNG	Long-Term	Italy	Adam LNG	Sabine Pass, Louisiana	3,386,548	
3/3/2022	Sabine Pass Liquefaction, LLC	Sabine Pass Liquefaction, LLC	2010-111-LNG	Long-Term	Taiwan	Bonito LNG	Sabine Pass, Louisiana	3,107,262	
3/4/2022	Sabine Pass Liquefaction, LLC	Sabine Pass Liquefaction, LLC	2010-111-LNG	Long-Term	Belgium	LNG Endeavour	Sabine Pass, Louisiana	3,576,667	
3/5/2022	Sabine Pass Liquefaction, LLC	Sabine Pass Liquefaction, LLC	2010-85-LNG	Long-Term	South Korea	K. Mugungwha	Sabine Pass, Louisiana	3,228,980	
3/6/2022	Sabine Pass Liquefaction, LLC	Sabine Pass Liquefaction, LLC	2010-111-LNG	Long-Term	France	Magdala	Sabine Pass, Louisiana	3,661,480	
3/7/2022	Sabine Pass Liquefaction, LLC	Sabine Pass Liquefaction, LLC	2010-111-LNG	Long-Term	Belgium	Gaslog Georgetown	Sabine Pass, Louisiana	3,384,660	
3/8/2022	Sabine Pass Liquefaction, LLC	Sabine Pass Liquefaction, LLC	2010-111-LNG	Long-Term	Portugal	Iberica Knutsen	Sabine Pass, Louisiana	2,945,766	
3/9/2022	Sabine Pass Liquefaction, LLC	Sabine Pass Liquefaction, LLC	2010-111-LNG	Long-Term	France	Maria Energy	Sabine Pass, Louisiana	3,385,851	
3/9/2022	Sabine Pass Liquefaction, LLC	Sabine Pass Liquefaction, LLC	2010-111-LNG	Long-Term	Taiwan	Celsius Carolina	Sabine Pass, Louisiana	2,817,713	
3/10/2022	Sabine Pass Liquefaction, LLC	Sabine Pass Liquefaction, LLC	2010-111-LNG	Long-Term	Poland	Celsius Charlotte	Sabine Pass, Louisiana	3,831,430	
3/11/2022	Sabine Pass Liquefaction, LLC	Sabine Pass Liquefaction, LLC	2010-111-LNG	Long-Term	Spain	Rioja Knutsen	Sabine Pass, Louisiana	3,753,992	
3/12/2022	Sabine Pass Liquefaction, LLC	Sabine Pass Liquefaction, LLC	2010-111-LNG	Long-Term	United Kingdom	Oogir	Sabine Pass, Louisiana	3,709,745	
3/12/2022	Sabine Pass Liquefaction, LLC	Sabine Pass Liquefaction, LLC	2010-111-LNG	Long-Term	United Kingdom	Maran Gas Hector	Sabine Pass, Louisiana	3,557,838	
3/14/2022	Sabine Pass Liquefaction, LLC	Sabine Pass Liquefaction, LLC	2010-111-LNG	Long-Term	Greece	La Seine	Sabine Pass, Louisiana	773,295	[*]
3/14/2022	Sabine Pass Liquefaction, LLC	Sabine Pass Liquefaction, LLC	2010-111-LNG	Long-Term	Spain	Isabella	Sabine Pass, Louisiana	3,669,162	
3/14/2022	Sabine Pass Liquefaction, LLC	Sabine Pass Liquefaction, LLC	2010-111-LNG	Long-Term	Turkey	La Seine	Sabine Pass, Louisiana	2,937,064	[*]
3/15/2022	Sabine Pass Liquefaction, LLC	Sabine Pass Liquefaction, LLC	2010-111-LNG	Long-Term	United Kingdom	MOL Hestia	Sabine Pass, Louisiana	3,258,239	

[S] Spot – a one-time transaction for near-term delivery of a specific quantity of LNG at a specific location. Spot cargoes could be included in either long-term or short-term authorized types.

[\*] Split cargo – a single shipment of LNG where portions of the cargo have different transactional characteristics. For instance, a single cargo can have more than one buyer, supplier, price, unloading port, loading port, or DOE authorization.

[C] Commissioning cargo – pre-commercial cargo loaded while export facility operations are still undergoing final testing and inspection. Commissioning cargoes may occur multiple times for the same facility as individual LNG trains enter service.

Countries of destination are current as of publication date. Any updates to countries of destination reported will be published in the next scheduled LNG Monthly.

**VESSEL-BORNE EXPORTS OF DOMESTICALLY-PRODUCED LIQUEFIED NATURAL GAS (LNG)**

Table 2a(i)

Date of Departure	Name of Exporter	Supplier	Docket Number	Docket Term	Country of Destination	Name of Tanker	Departure Terminal	Volume (Mcf of Natural Gas)	Notes
3/16/2022	Sabine Pass Liquefaction, LLC	Sabine Pass Liquefaction, LLC	2010-111-LNG	Long-Term	United Kingdom	Gaslog Gibraltar	Sabine Pass, Louisiana	3,556,030	
3/17/2022	Sabine Pass Liquefaction, LLC	Sabine Pass Liquefaction, LLC	2010-111-LNG	Long-Term	France	Hellas Athina	Sabine Pass, Louisiana	3,310,121	
3/17/2022	Sabine Pass Liquefaction, LLC	Sabine Pass Liquefaction, LLC	2010-111-LNG	Long-Term	Spain	Castillo De Caldelas	Sabine Pass, Louisiana	3,796,426	
3/18/2022	Sabine Pass Liquefaction, LLC	Sabine Pass Liquefaction, LLC	2010-111-LNG	Long-Term	Belgium	Pearl LNG	Sabine Pass, Louisiana	3,643,800	
3/19/2022	Sabine Pass Liquefaction, LLC	Sabine Pass Liquefaction, LLC	2010-111-LNG	Long-Term	Netherlands	Dorado LNG	Sabine Pass, Louisiana	3,678,647	
3/20/2022	Sabine Pass Liquefaction, LLC	Sabine Pass Liquefaction, LLC	2010-111-LNG	Long-Term	France	LNGSHIPS Manhattan	Sabine Pass, Louisiana	3,663,462	
3/21/2022	Sabine Pass Liquefaction, LLC	Sabine Pass Liquefaction, LLC	2010-111-LNG	Long-Term	Bangladesh	Cool Explorer	Sabine Pass, Louisiana	3,420,968	
3/22/2022	Sabine Pass Liquefaction, LLC	Sabine Pass Liquefaction, LLC	2019-125-LNG	Long-Term	United Kingdom	Energy Endeavour	Sabine Pass, Louisiana	3,651,952	
3/23/2022	Sabine Pass Liquefaction, LLC	Sabine Pass Liquefaction, LLC	2019-125-LNG	Long-Term	Portugal	Cadiz Knutsen	Sabine Pass, Louisiana	2,939,278	
3/24/2022	Sabine Pass Liquefaction, LLC	Sabine Pass Liquefaction, LLC	2019-125-LNG	Long-Term	Netherlands	Asklipios	Sabine Pass, Louisiana	3,497,461	
3/24/2022	Sabine Pass Liquefaction, LLC	Sabine Pass Liquefaction, LLC	2019-125-LNG	Long-Term	South Korea	Flex Artemis	Sabine Pass, Louisiana	3,695,356	
3/26/2022	Sabine Pass Liquefaction, LLC	Sabine Pass Liquefaction, LLC	2019-125-LNG	Long-Term	United Kingdom	Golar Penguin	Sabine Pass, Louisiana	3,406,080	
3/27/2022	Sabine Pass Liquefaction, LLC	Sabine Pass Liquefaction, LLC	2019-125-LNG	Long-Term	Singapore	Gaslog Wellington	Sabine Pass, Louisiana	3,824,718	
3/27/2022	Sabine Pass Liquefaction, LLC	Sabine Pass Liquefaction, LLC	2019-125-LNG	Long-Term	South Korea	Gui Ying	Sabine Pass, Louisiana	3,684,331	
3/28/2022	Sabine Pass Liquefaction, LLC	Sabine Pass Liquefaction, LLC	2019-125-LNG	Long-Term	France	Flex Volunteer	Sabine Pass, Louisiana	3,289,704	
3/29/2022	Sabine Pass Liquefaction, LLC	Sabine Pass Liquefaction, LLC	2019-125-LNG	Long-Term	China	Gaslog Galveston	Sabine Pass, Louisiana	3,709,409	
3/30/2022	Sabine Pass Liquefaction, LLC	Sabine Pass Liquefaction, LLC	2019-125-LNG	Long-Term	Spain	Celsius Canberra	Sabine Pass, Louisiana	3,819,809	
3/31/2022	Sabine Pass Liquefaction, LLC	Sabine Pass Liquefaction, LLC	2019-125-LNG	Long-Term	France	Gaslog Gladstone	Sabine Pass, Louisiana	3,648,668	
3/31/2022	Sabine Pass Liquefaction, LLC	Sabine Pass Liquefaction, LLC	2019-125-LNG	Long-Term	United Kingdom	Flex Ranger	Sabine Pass, Louisiana	3,697,594	
4/1/2022	Sabine Pass Liquefaction, LLC	Sabine Pass Liquefaction, LLC	2010-111-LNG	Long-Term	United Kingdom	Hoegh Esperanza	Sabine Pass, Louisiana	3,622,697	
4/2/2022	Sabine Pass Liquefaction, LLC	Sabine Pass Liquefaction, LLC	2010-111-LNG	Long-Term	Spain	La Mancha Knutsen	Sabine Pass, Louisiana	3,522,846	
4/3/2022	Sabine Pass Liquefaction, LLC	Sabine Pass Liquefaction, LLC	2010-111-LNG	Long-Term	Netherlands	LNGShips Athena	Sabine Pass, Louisiana	3,640,557	
4/3/2022	Sabine Pass Liquefaction, LLC	Sabine Pass Liquefaction, LLC	2010-85-LNG	Long-Term	South Korea	Hyundai Peacepia	Sabine Pass, Louisiana	3,694,477	
4/4/2022	Sabine Pass Liquefaction, LLC	Sabine Pass Liquefaction, LLC	2010-111-LNG	Long-Term	India	ARISTARCHOS	Sabine Pass, Louisiana	3,704,815	
4/6/2022	Sabine Pass Liquefaction, LLC	Sabine Pass Liquefaction, LLC	2010-111-LNG	Long-Term	China	Marvel Swan	Sabine Pass, Louisiana	3,383,737	
4/6/2022	Sabine Pass Liquefaction, LLC	Sabine Pass Liquefaction, LLC	2010-111-LNG	Long-Term	Poland	Methane Lydon Volney	Sabine Pass, Louisiana	3,116,439	
4/7/2022	Sabine Pass Liquefaction, LLC	Sabine Pass Liquefaction, LLC	2010-111-LNG	Long-Term	Greece	LNG Lagos II	Sabine Pass, Louisiana	736,690	[*]
4/7/2022	Sabine Pass Liquefaction, LLC	Sabine Pass Liquefaction, LLC	2010-111-LNG	Long-Term	Turkey	LNG Lagos II	Sabine Pass, Louisiana	2,947,130	[*]
4/8/2022	Sabine Pass Liquefaction, LLC	Sabine Pass Liquefaction, LLC	2010-111-LNG	Long-Term	Netherlands	Gaslog Glasgow	Sabine Pass, Louisiana	3,577,867	
4/9/2022	Sabine Pass Liquefaction, LLC	Sabine Pass Liquefaction, LLC	2010-111-LNG	Long-Term	France	Golar Celsius	Sabine Pass, Louisiana	3,385,374	
4/9/2022	Sabine Pass Liquefaction, LLC	Sabine Pass Liquefaction, LLC	2010-111-LNG	Long-Term	United Kingdom	Gaslog Westminster	Sabine Pass, Louisiana	3,400,620	
4/10/2022	Sabine Pass Liquefaction, LLC	Sabine Pass Liquefaction, LLC	2010-111-LNG	Long-Term	France	SK Resolute	Sabine Pass, Louisiana	1,449,046	[*]
4/10/2022	Sabine Pass Liquefaction, LLC	Sabine Pass Liquefaction, LLC	2010-111-LNG	Long-Term	Italy	SK Resolute	Sabine Pass, Louisiana	2,211,075	[*]
4/11/2022	Sabine Pass Liquefaction, LLC	Sabine Pass Liquefaction, LLC	2010-111-LNG	Long-Term	Spain	Global Sea Spirit	Sabine Pass, Louisiana	3,710,589	
4/14/2022	Sabine Pass Liquefaction, LLC	Sabine Pass Liquefaction, LLC	2010-111-LNG	Long-Term	Belgium	Flex Endeavor	Sabine Pass, Louisiana	3,674,865	
4/14/2022	Sabine Pass Liquefaction, LLC	Sabine Pass Liquefaction, LLC	2010-111-LNG	Long-Term	Poland	Isabella	Sabine Pass, Louisiana	3,650,372	
4/15/2022	Sabine Pass Liquefaction, LLC	Sabine Pass Liquefaction, LLC	2010-111-LNG	Long-Term	Spain	Maran Gas Hector	Sabine Pass, Louisiana	3,569,569	
4/16/2022	Sabine Pass Liquefaction, LLC	Sabine Pass Liquefaction, LLC	2010-111-LNG	Long-Term	France	Gaslog Gibraltar	Sabine Pass, Louisiana	3,706,799	
4/16/2022	Sabine Pass Liquefaction, LLC	Sabine Pass Liquefaction, LLC	2010-111-LNG	Long-Term	Spain	Castillo De Caldelas	Sabine Pass, Louisiana	3,539,610	
4/17/2022	Sabine Pass Liquefaction, LLC	Sabine Pass Liquefaction, LLC	2010-111-LNG	Long-Term	United Kingdom	Tenergy	Sabine Pass, Louisiana	3,440,416	
4/18/2022	Sabine Pass Liquefaction, LLC	Sabine Pass Liquefaction, LLC	2010-111-LNG	Long-Term	United Kingdom	SM Eagle	Sabine Pass, Louisiana	3,704,919	
4/19/2022	Sabine Pass Liquefaction, LLC	Sabine Pass Liquefaction, LLC	2010-111-LNG	Long-Term	Argentina	Vivit Americas Lng	Sabine Pass, Louisiana	2,225,232	[*]
4/19/2022	Sabine Pass Liquefaction, LLC	Sabine Pass Liquefaction, LLC	2010-111-LNG	Long-Term	Spain	Vivit Americas Lng	Sabine Pass, Louisiana	1,062,984	[*]
4/20/2022	Sabine Pass Liquefaction, LLC	Sabine Pass Liquefaction, LLC	2010-111-LNG	Long-Term	Netherlands	LNGSHIPS Manhattan	Sabine Pass, Louisiana	3,705,601	
4/20/2022	Sabine Pass Liquefaction, LLC	Sabine Pass Liquefaction, LLC	2010-111-LNG	Long-Term	Spain	Rioja Knutsen	Sabine Pass, Louisiana	3,627,420	

[S] Spot – a one-time transaction for near-term delivery of a specific quantity of LNG at a specific location. Spot cargoes could be included in either long-term or short-term authorized types.

[\*] Split cargo – a single shipment of LNG where portions of the cargo have different transactional characteristics. For instance, a single cargo can have more than one buyer, supplier, price, unloading port, loading port, or DOE authorization.

[C] Commissioning cargo – pre-commercial cargo loaded while export facility operations are still undergoing final testing and inspection. Commissioning cargoes may occur multiple times for the same facility as individual LNG trains enter service.

Countries of destination are current as of publication date. Any updates to countries of destination reported will be published in the next scheduled LNG Monthly.

**VESSEL-BORNE EXPORTS OF DOMESTICALLY-PRODUCED LIQUEFIED NATURAL GAS (LNG)**

Table 2a(i)

Date of Departure	Name of Exporter	Supplier	Docket Number	Docket Term	Country of Destination	Name of Tanker	Departure Terminal	Volume (Mcf of Natural Gas)	Notes
4/21/2022	Sabine Pass Liquefaction, LLC	Sabine Pass Liquefaction, LLC	2010-111-LNG	Long-Term	Spain	Ribera del Duero Knutsen	Sabine Pass, Louisiana	3,552,229	
4/21/2022	Sabine Pass Liquefaction, LLC	Sabine Pass Liquefaction, LLC	2010-85-LNG	Long-Term	Chile	Gaslog Georgetown	Sabine Pass, Louisiana	3,530,053	
4/22/2022	Sabine Pass Liquefaction, LLC	Sabine Pass Liquefaction, LLC	2010-111-LNG	Long-Term	Taiwan	Dorado LNG	Sabine Pass, Louisiana	3,399,032	
4/23/2022	Sabine Pass Liquefaction, LLC	Sabine Pass Liquefaction, LLC	2010-111-LNG	Long-Term	Kuwait	Celsius Charlotte	Sabine Pass, Louisiana	3,818,908	
4/23/2022	Sabine Pass Liquefaction, LLC	Sabine Pass Liquefaction, LLC	2010-85-LNG	Long-Term	South Korea	Hyundai Ecopia	Sabine Pass, Louisiana	3,150,824	
4/24/2022	Sabine Pass Liquefaction, LLC	Sabine Pass Liquefaction, LLC	2010-85-LNG	Long-Term	Dominican Republic	Gaslog Hong Kong	Sabine Pass, Louisiana	3,645,354	
4/25/2022	Sabine Pass Liquefaction, LLC	Sabine Pass Liquefaction, LLC	2010-111-LNG	Long-Term	Argentina	Gaslog Salem	Sabine Pass, Louisiana	3,287,643	
4/26/2022	Sabine Pass Liquefaction, LLC	Sabine Pass Liquefaction, LLC	2010-111-LNG	Long-Term	United Kingdom	Flex Volunteer	Sabine Pass, Louisiana	3,709,643	
4/27/2022	Sabine Pass Liquefaction, LLC	Sabine Pass Liquefaction, LLC	2010-111-LNG	Long-Term	France	Pearl LNG	Sabine Pass, Louisiana	3,701,761	
4/28/2022	Sabine Pass Liquefaction, LLC	Sabine Pass Liquefaction, LLC	2010-111-LNG	Long-Term	Belgium	Asklipios	Sabine Pass, Louisiana	3,666,394	
4/29/2022	Sabine Pass Liquefaction, LLC	Sabine Pass Liquefaction, LLC	2010-111-LNG	Long-Term	Greece	Oak Spirit	Sabine Pass, Louisiana	599,525	[*]
4/29/2022	Sabine Pass Liquefaction, LLC	Sabine Pass Liquefaction, LLC	2010-111-LNG	Long-Term	Pakistan	Oak Spirit	Sabine Pass, Louisiana	3,074,310	[*]
4/30/2022	Sabine Pass Liquefaction, LLC	Sabine Pass Liquefaction, LLC	2010-111-LNG	Long-Term	India	Golar Penguin	Sabine Pass, Louisiana	3,413,064	
5/1/2022	Sabine Pass Liquefaction, LLC	Sabine Pass Liquefaction, LLC	2010-111-LNG	Long-Term	Netherlands	Global Energy	Sabine Pass, Louisiana	3,475,002	
5/1/2022	Sabine Pass Liquefaction, LLC	Sabine Pass Liquefaction, LLC	2010-111-LNG	Long-Term	Spain	Cadiz Knutsen	Sabine Pass, Louisiana	2,938,544	
5/2/2022	Sabine Pass Liquefaction, LLC	Sabine Pass Liquefaction, LLC	2010-111-LNG	Long-Term	Turkey	La Seine	Sabine Pass, Louisiana	3,680,977	
5/2/2022	Sabine Pass Liquefaction, LLC	Sabine Pass Liquefaction, LLC	2010-85-LNG	Long-Term	Chile	LNGSHIPS EMPRESS	Sabine Pass, Louisiana	3,424,948	
5/3/2022	Sabine Pass Liquefaction, LLC	Sabine Pass Liquefaction, LLC	2010-111-LNG	Long-Term	Spain	Maran Gas Ithaca	Sabine Pass, Louisiana	3,385,500	
5/4/2022	Sabine Pass Liquefaction, LLC	Sabine Pass Liquefaction, LLC	2010-111-LNG	Long-Term	Poland	Flex Ranger	Sabine Pass, Louisiana	3,694,203	
5/5/2022	Sabine Pass Liquefaction, LLC	Sabine Pass Liquefaction, LLC	2010-111-LNG	Long-Term	Turkey	LNG Sakura	Sabine Pass, Louisiana	3,599,586	
5/6/2022	Sabine Pass Liquefaction, LLC	Sabine Pass Liquefaction, LLC	2010-111-LNG	Long-Term	France	Castillo de Villalba	Sabine Pass, Louisiana	2,942,364	
5/7/2022	Sabine Pass Liquefaction, LLC	Sabine Pass Liquefaction, LLC	2010-111-LNG	Long-Term	Greece	Gaslog Hong Kong	Sabine Pass, Louisiana	3,308,572	
5/7/2022	Sabine Pass Liquefaction, LLC	Sabine Pass Liquefaction, LLC	2010-111-LNG	Long-Term	United Kingdom	Golar Celsius	Sabine Pass, Louisiana	3,384,223	
5/8/2022	Sabine Pass Liquefaction, LLC	Sabine Pass Liquefaction, LLC	2010-111-LNG	Long-Term	Netherlands	Maran Gas Amorgos	Sabine Pass, Louisiana	3,438,431	
5/9/2022	Sabine Pass Liquefaction, LLC	Sabine Pass Liquefaction, LLC	2010-85-LNG	Long-Term	South Korea	K. Mugungwha	Sabine Pass, Louisiana	3,220,660	
5/10/2022	Sabine Pass Liquefaction, LLC	Sabine Pass Liquefaction, LLC	2010-111-LNG	Long-Term	Spain	Golar Glacier	Sabine Pass, Louisiana	3,441,052	
5/11/2022	Sabine Pass Liquefaction, LLC	Sabine Pass Liquefaction, LLC	2010-111-LNG	Long-Term	Poland	Gaslog Gladstone	Sabine Pass, Louisiana	3,702,838	
5/12/2022	Sabine Pass Liquefaction, LLC	Sabine Pass Liquefaction, LLC	2010-111-LNG	Long-Term	Poland	Gaslog Glasgow	Sabine Pass, Louisiana	3,708,527	
5/13/2022	Sabine Pass Liquefaction, LLC	Sabine Pass Liquefaction, LLC	2010-111-LNG	Long-Term	Croatia	Castillo De Merida	Sabine Pass, Louisiana	1,472,248	[*]
5/13/2022	Sabine Pass Liquefaction, LLC	Sabine Pass Liquefaction, LLC	2010-111-LNG	Long-Term	Greece	Castillo De Merida	Sabine Pass, Louisiana	1,711,483	[*]
5/13/2022	Sabine Pass Liquefaction, LLC	Sabine Pass Liquefaction, LLC	2010-111-LNG	Long-Term	Kuwait	Energy Endeavour	Sabine Pass, Louisiana	3,516,656	
5/14/2022	Sabine Pass Liquefaction, LLC	Sabine Pass Liquefaction, LLC	2010-111-LNG	Long-Term	Italy	Celsius Canberra	Sabine Pass, Louisiana	3,841,557	
5/15/2022	Sabine Pass Liquefaction, LLC	Sabine Pass Liquefaction, LLC	2010-111-LNG	Long-Term	Netherlands	Magdala	Sabine Pass, Louisiana	3,682,465	
5/16/2022	Sabine Pass Liquefaction, LLC	Sabine Pass Liquefaction, LLC	2010-111-LNG	Long-Term	Lithuania	Isabella	Sabine Pass, Louisiana	3,666,110	
5/17/2022	Sabine Pass Liquefaction, LLC	Sabine Pass Liquefaction, LLC	2010-111-LNG	Long-Term	Croatia	British Achiever	Sabine Pass, Louisiana	3,684,340	
5/18/2022	Sabine Pass Liquefaction, LLC	Sabine Pass Liquefaction, LLC	2010-111-LNG	Long-Term	Kuwait	LNG Abalamabie	Sabine Pass, Louisiana	3,285,747	
5/19/2022	Sabine Pass Liquefaction, LLC	Sabine Pass Liquefaction, LLC	2010-111-LNG	Long-Term	France	Minerva Limnos	Sabine Pass, Louisiana	3,391,652	
5/20/2022	Sabine Pass Liquefaction, LLC	Sabine Pass Liquefaction, LLC	2010-111-LNG	Long-Term	Belgium	Celsius Copenhagen	Sabine Pass, Louisiana	3,441,468	
5/20/2022	Sabine Pass Liquefaction, LLC	Sabine Pass Liquefaction, LLC	2010-85-LNG	Long-Term	South Korea	SM Eagle	Sabine Pass, Louisiana	3,703,192	
5/21/2022	Sabine Pass Liquefaction, LLC	Sabine Pass Liquefaction, LLC	2010-111-LNG	Long-Term	France	Energy Pacific	Sabine Pass, Louisiana	3,693,605	
5/22/2022	Sabine Pass Liquefaction, LLC	Sabine Pass Liquefaction, LLC	2010-111-LNG	Long-Term	Spain	Rioja Knutsen	Sabine Pass, Louisiana	3,267,202	
5/23/2022	Sabine Pass Liquefaction, LLC	Sabine Pass Liquefaction, LLC	2010-85-LNG	Long-Term	Chile	LNGSHIPS Manhattan	Sabine Pass, Louisiana	3,298,482	
5/24/2022	Sabine Pass Liquefaction, LLC	Sabine Pass Liquefaction, LLC	2010-111-LNG	Long-Term	France	Iberica Knutsen	Sabine Pass, Louisiana	2,940,600	
5/24/2022	Sabine Pass Liquefaction, LLC	Sabine Pass Liquefaction, LLC	2010-111-LNG	Long-Term	Spain	Mu Lan	Sabine Pass, Louisiana	3,287,258	
5/26/2022	Sabine Pass Liquefaction, LLC	Sabine Pass Liquefaction, LLC	2010-111-LNG	Long-Term	France	Gui Ying	Sabine Pass, Louisiana	3,657,645	

[S] Spot – a one-time transaction for near-term delivery of a specific quantity of LNG at a specific location. Spot cargos could be included in either long-term or short-term authorized types.

[\*] Split cargo – a single shipment of LNG where portions of the cargo have different transactional characteristics. For instance, a single cargo can have more than one buyer, supplier, price, unloading port, loading port, or DOE authorization.

[C] Commissioning cargo – pre-commercial cargo loaded while export facility operations are still undergoing final testing and inspection. Commissioning cargos may occur multiple times for the same facility as individual LNG trains enter service.

Countries of destination are current as of publication date. Any updates to countries of destination reported will be published in the next scheduled LNG Monthly.



**VESSEL-BORNE EXPORTS OF DOMESTICALLY-PRODUCED LIQUEFIED NATURAL GAS (LNG)**

Table 2a(i)

Date of Departure	Name of Exporter	Supplier	Docket Number	Docket Term	Country of Destination	Name of Tanker	Departure Terminal	Volume (Mcf of Natural Gas)	Notes
5/26/2022	Sabine Pass Liquefaction, LLC	Sabine Pass Liquefaction, LLC	2010-111-LNG	Long-Term	Kuwait	Amberjack LNG	Sabine Pass, Louisiana	3,707,123	
5/27/2022	Sabine Pass Liquefaction, LLC	Sabine Pass Liquefaction, LLC	2010-111-LNG	Long-Term	Thailand	Gaslog Gibraltar	Sabine Pass, Louisiana	3,418,693	
5/28/2022	Sabine Pass Liquefaction, LLC	Sabine Pass Liquefaction, LLC	2010-111-LNG	Long-Term	Taiwan	Flex Volunteer	Sabine Pass, Louisiana	3,463,670	
5/29/2022	Sabine Pass Liquefaction, LLC	Sabine Pass Liquefaction, LLC	2010-111-LNG	Long-Term	Taiwan	Merchant	Sabine Pass, Louisiana	2,949,648	
5/30/2022	Sabine Pass Liquefaction, LLC	Sabine Pass Liquefaction, LLC	2010-111-LNG	Long-Term	Italy	Golar Bear	Sabine Pass, Louisiana	3,287,707	
5/31/2022	Sabine Pass Liquefaction, LLC	Sabine Pass Liquefaction, LLC	2010-111-LNG	Long-Term	Argentina	Ribera del Duero Knutsen	Sabine Pass, Louisiana	3,508,797	
5/31/2022	Sabine Pass Liquefaction, LLC	Sabine Pass Liquefaction, LLC	2010-111-LNG	Long-Term	France	Transgas Force	Sabine Pass, Louisiana	3,510,626	
6/2/2022	Sabine Pass Liquefaction, LLC	Sabine Pass Liquefaction, LLC	2010-111-LNG	Long-Term	Turkey	Bonito LNG	Sabine Pass, Louisiana	3,705,779	
6/3/2022	Sabine Pass Liquefaction, LLC	Sabine Pass Liquefaction, LLC	2010-111-LNG	Long-Term	Netherlands	Asklipios	Sabine Pass, Louisiana	3,708,031	
6/4/2022	Sabine Pass Liquefaction, LLC	Sabine Pass Liquefaction, LLC	2010-111-LNG	Long-Term	Netherlands	LNG Endeavour	Sabine Pass, Louisiana	3,649,445	
6/5/2022	Sabine Pass Liquefaction, LLC	Sabine Pass Liquefaction, LLC	2010-111-LNG	Long-Term	Turkey	Celsius Carolina	Sabine Pass, Louisiana	3,835,894	
6/6/2022	Sabine Pass Liquefaction, LLC	Sabine Pass Liquefaction, LLC	2010-85-LNG	Long-Term	South Korea	Hyundai Princepia	Sabine Pass, Louisiana	3,709,218	
6/7/2022	Sabine Pass Liquefaction, LLC	Sabine Pass Liquefaction, LLC	2010-85-LNG	Long-Term	South Korea	Flex Artemis	Sabine Pass, Louisiana	3,697,449	
6/8/2022	Sabine Pass Liquefaction, LLC	Sabine Pass Liquefaction, LLC	2010-111-LNG	Long-Term	France	Flex Ranger	Sabine Pass, Louisiana	3,685,353	
6/9/2022	Sabine Pass Liquefaction, LLC	Sabine Pass Liquefaction, LLC	2010-111-LNG	Long-Term	Argentina	La Mancha Knutsen	Sabine Pass, Louisiana	3,181,122	
6/10/2022	Sabine Pass Liquefaction, LLC	Sabine Pass Liquefaction, LLC	2010-111-LNG	Long-Term	Netherlands	Golar Celsius	Sabine Pass, Louisiana	3,375,173	
6/11/2022	Sabine Pass Liquefaction, LLC	Sabine Pass Liquefaction, LLC	2010-111-LNG	Long-Term	Japan	Gaslog Georgetown	Sabine Pass, Louisiana	3,679,797	
6/12/2022	Sabine Pass Liquefaction, LLC	Sabine Pass Liquefaction, LLC	2010-111-LNG	Long-Term	Poland	Gaslog Gladstone	Sabine Pass, Louisiana	3,522,125	
6/12/2022	Sabine Pass Liquefaction, LLC	Sabine Pass Liquefaction, LLC	2010-111-LNG	Long-Term	Spain	Cadiz Knutsen	Sabine Pass, Louisiana	2,934,371	
6/13/2022	Sabine Pass Liquefaction, LLC	Sabine Pass Liquefaction, LLC	2010-85-LNG	Long-Term	South Korea	SM Seahawk	Sabine Pass, Louisiana	3,693,437	
6/15/2022	Sabine Pass Liquefaction, LLC	Sabine Pass Liquefaction, LLC	2010-111-LNG	Long-Term	Belgium	ARISTARCHOS	Sabine Pass, Louisiana	3,697,785	
6/16/2022	Sabine Pass Liquefaction, LLC	Sabine Pass Liquefaction, LLC	2010-111-LNG	Long-Term	Argentina	Vivirt City LNG	Sabine Pass, Louisiana	2,201,690	[*]
6/16/2022	Sabine Pass Liquefaction, LLC	Sabine Pass Liquefaction, LLC	2010-111-LNG	Long-Term	Brazil	Vivirt City LNG	Sabine Pass, Louisiana	1,316,085	[*]
6/17/2022	Sabine Pass Liquefaction, LLC	Sabine Pass Liquefaction, LLC	2010-111-LNG	Long-Term	France	Rioja Knutsen	Sabine Pass, Louisiana	3,083,550	
6/17/2022	Sabine Pass Liquefaction, LLC	Sabine Pass Liquefaction, LLC	2010-111-LNG	Long-Term	Netherlands	Hoegh Esperanza	Sabine Pass, Louisiana	3,282,306	
6/18/2022	Sabine Pass Liquefaction, LLC	Sabine Pass Liquefaction, LLC	2010-111-LNG	Long-Term	Taiwan	Energy Pacific	Sabine Pass, Louisiana	3,505,148	
6/19/2022	Sabine Pass Liquefaction, LLC	Sabine Pass Liquefaction, LLC	2010-111-LNG	Long-Term	Kuwait	Clean Cajun	Sabine Pass, Louisiana	4,263,693	
6/20/2022	Sabine Pass Liquefaction, LLC	Sabine Pass Liquefaction, LLC	2010-111-LNG	Long-Term	Croatia	LNG Endurance	Sabine Pass, Louisiana	1,202,968	[*]
6/20/2022	Sabine Pass Liquefaction, LLC	Sabine Pass Liquefaction, LLC	2010-111-LNG	Long-Term	Greece	LNG Endurance	Sabine Pass, Louisiana	2,399,042	[*]
6/21/2022	Sabine Pass Liquefaction, LLC	Sabine Pass Liquefaction, LLC	2010-111-LNG	Long-Term	Argentina	Golar Glacier	Sabine Pass, Louisiana	3,282,435	
6/22/2022	Sabine Pass Liquefaction, LLC	Sabine Pass Liquefaction, LLC	2010-85-LNG	Long-Term	Singapore	Methane Julia Louise	Sabine Pass, Louisiana	3,352,180	
6/24/2022	Sabine Pass Liquefaction, LLC	Sabine Pass Liquefaction, LLC	2010-111-LNG	Long-Term	Poland	BW Magnolia	Sabine Pass, Louisiana	3,662,815	
6/25/2022	Sabine Pass Liquefaction, LLC	Sabine Pass Liquefaction, LLC	2010-111-LNG	Long-Term	Italy	Gui Ying	Sabine Pass, Louisiana	3,674,261	
6/26/2022	Sabine Pass Liquefaction, LLC	Sabine Pass Liquefaction, LLC	2010-111-LNG	Long-Term	Netherlands	Maran Gas Hector	Sabine Pass, Louisiana	3,263,882	
6/26/2022	Sabine Pass Liquefaction, LLC	Sabine Pass Liquefaction, LLC	2010-111-LNG	Long-Term	Netherlands	Gaslog Westminster	Sabine Pass, Louisiana	3,428,668	
6/28/2022	Sabine Pass Liquefaction, LLC	Sabine Pass Liquefaction, LLC	2010-111-LNG	Long-Term	Argentina	Golar Snow	Sabine Pass, Louisiana	3,278,072	
6/29/2022	Sabine Pass Liquefaction, LLC	Sabine Pass Liquefaction, LLC	2010-111-LNG	Long-Term	France	Gaslog Galveston	Sabine Pass, Louisiana	3,707,579	
6/30/2022	Sabine Pass Liquefaction, LLC	Sabine Pass Liquefaction, LLC	2010-111-LNG	Long-Term	Croatia	Pan Americas	Sabine Pass, Louisiana	3,548,514	
6/30/2022	Sabine Pass Liquefaction, LLC	Sabine Pass Liquefaction, LLC	2010-85-LNG	Long-Term	South Korea	Hyundai Ecopia	Sabine Pass, Louisiana	3,162,346	
7/1/2022	Sabine Pass Liquefaction, LLC	Sabine Pass Liquefaction, LLC	2010-111-LNG	Long-Term	Spain	Castillo De Merida	Sabine Pass, Louisiana	3,722,816	
7/2/2022	Sabine Pass Liquefaction, LLC	Sabine Pass Liquefaction, LLC	2010-111-LNG	Long-Term	Taiwan	Global Sealine	Sabine Pass, Louisiana	3,659,943	
7/3/2022	Sabine Pass Liquefaction, LLC	Sabine Pass Liquefaction, LLC	2010-111-LNG	Long-Term	France	Gaslog Windsor	Sabine Pass, Louisiana	3,163,613	
7/3/2022	Sabine Pass Liquefaction, LLC	Sabine Pass Liquefaction, LLC	2010-111-LNG	Long-Term	India	Maran Gas Ulysses	Sabine Pass, Louisiana	3,545,570	
7/5/2022	Sabine Pass Liquefaction, LLC	Sabine Pass Liquefaction, LLC	2010-111-LNG	Long-Term	France	LNG Sakura	Sabine Pass, Louisiana	3,717,082	
7/5/2022	Sabine Pass Liquefaction, LLC	Sabine Pass Liquefaction, LLC	2010-85-LNG	Long-Term	South Korea	K Jasmine	Sabine Pass, Louisiana	3,070,778	

[S] Spot – a one-time transaction for near-term delivery of a specific quantity of LNG at a specific location. Spot cargos could be included in either long-term or short-term authorized types.

[\*] Split cargo – a single shipment of LNG where portions of the cargo have different transactional characteristics. For instance, a single cargo can have more than one buyer, supplier, price, unloading port, loading port, or DOE authorization.

[C] Commissioning cargo – pre-commercial cargo loaded while export facility operations are still undergoing final testing and inspection. Commissioning cargos may occur multiple times for the same facility as individual LNG trains enter service.

Countries of destination are current as of publication date. Any updates to countries of destination reported will be published in the next scheduled LNG Monthly.

**VESSEL-BORNE EXPORTS OF DOMESTICALLY-PRODUCED LIQUEFIED NATURAL GAS (LNG)**

Table 2a(i)

Date of Departure	Name of Exporter	Supplier	Docket Number	Docket Term	Country of Destination	Name of Tanker	Departure Terminal	Volume (Mcf of Natural Gas)	Notes
7/6/2022	Sabine Pass Liquefaction, LLC	Sabine Pass Liquefaction, LLC	2010-111-LNG	Long-Term	Lithuania	Isabella	Sabine Pass, Louisiana	3,661,743	
7/7/2022	Sabine Pass Liquefaction, LLC	Sabine Pass Liquefaction, LLC	2010-111-LNG	Long-Term	Netherlands	Stena Crystal Sky	Sabine Pass, Louisiana	3,697,796	
7/8/2022	Sabine Pass Liquefaction, LLC	Sabine Pass Liquefaction, LLC	2010-111-LNG	Long-Term	Argentina	Ribera del Duero Knutsen	Sabine Pass, Louisiana	2,879,182	
7/9/2022	Sabine Pass Liquefaction, LLC	Sabine Pass Liquefaction, LLC	2010-111-LNG	Long-Term	Brazil	Gaslog Hong Kong	Sabine Pass, Louisiana	1,537,645	[*]
7/9/2022	Sabine Pass Liquefaction, LLC	Sabine Pass Liquefaction, LLC	2010-111-LNG	Long-Term	France	Gaslog Hong Kong	Sabine Pass, Louisiana	1,407,284	[*]
7/9/2022	Sabine Pass Liquefaction, LLC	Sabine Pass Liquefaction, LLC	2010-111-LNG	Long-Term	Lithuania	Gaslog Hong Kong	Sabine Pass, Louisiana	649,516	[*]
7/10/2022	Sabine Pass Liquefaction, LLC	Sabine Pass Liquefaction, LLC	2010-111-LNG	Long-Term	Italy	Golar Bear	Sabine Pass, Louisiana	3,276,931	
7/11/2022	Sabine Pass Liquefaction, LLC	Sabine Pass Liquefaction, LLC	2010-111-LNG	Long-Term	France	Castillo de Villalba	Sabine Pass, Louisiana	2,935,823	
7/12/2022	Sabine Pass Liquefaction, LLC	Sabine Pass Liquefaction, LLC	2010-85-LNG	Long-Term	South Korea	K. Mugungwha	Sabine Pass, Louisiana	3,219,241	
7/13/2022	Sabine Pass Liquefaction, LLC	Sabine Pass Liquefaction, LLC	2010-111-LNG	Long-Term	Netherlands	Golar Celsius	Sabine Pass, Louisiana	3,374,200	
7/14/2022	Sabine Pass Liquefaction, LLC	Sabine Pass Liquefaction, LLC	2010-111-LNG	Long-Term	Spain	ORION SEA	Sabine Pass, Louisiana	3,464,798	
7/14/2022	Sabine Pass Liquefaction, LLC	Sabine Pass Liquefaction, LLC	2010-85-LNG	Long-Term	South Korea	Hyundai Peacepia	Sabine Pass, Louisiana	3,707,666	
7/16/2022	Sabine Pass Liquefaction, LLC	Sabine Pass Liquefaction, LLC	2010-111-LNG	Long-Term	Netherlands	La Mancha Knutsen	Sabine Pass, Louisiana	3,514,800	
7/16/2022	Sabine Pass Liquefaction, LLC	Sabine Pass Liquefaction, LLC	2010-111-LNG	Long-Term	Taiwan	Bonito LNG	Sabine Pass, Louisiana	2,862,473	
7/17/2022	Sabine Pass Liquefaction, LLC	Sabine Pass Liquefaction, LLC	2010-111-LNG	Long-Term	France	ARISTARCHOS	Sabine Pass, Louisiana	3,251,818	
7/17/2022	Sabine Pass Liquefaction, LLC	Sabine Pass Liquefaction, LLC	2010-111-LNG	Long-Term	Netherlands	Transgas Force	Sabine Pass, Louisiana	3,273,307	
7/17/2022	Sabine Pass Liquefaction, LLC	Sabine Pass Liquefaction, LLC	2010-111-LNG	Long-Term	Netherlands	Transgas Force	Sabine Pass, Louisiana	424,394	
7/18/2022	Sabine Pass Liquefaction, LLC	Sabine Pass Liquefaction, LLC	2013-121-LNG	Long-Term	China	Prism Courage	Sabine Pass, Louisiana	783,943	[*]
7/18/2022	Sabine Pass Liquefaction, LLC	Sabine Pass Liquefaction, LLC	2013-121-LNG	Long-Term	Singapore	Prism Courage	Sabine Pass, Louisiana	2,982,091	[*]
7/19/2022	Sabine Pass Liquefaction, LLC	Sabine Pass Liquefaction, LLC	2013-121-LNG	Long-Term	Kuwait	Energy Endeavour	Sabine Pass, Louisiana	2,845,062	[*]
7/19/2022	Sabine Pass Liquefaction, LLC	Sabine Pass Liquefaction, LLC	2013-121-LNG	Long-Term	United Kingdom	Energy Endeavour	Sabine Pass, Louisiana	273,280	[*]
7/20/2022	Sabine Pass Liquefaction, LLC	Sabine Pass Liquefaction, LLC	2013-121-LNG	Long-Term	Taiwan	Stena Blue Sky	Sabine Pass, Louisiana	2,830,780	
7/21/2022	Sabine Pass Liquefaction, LLC	Sabine Pass Liquefaction, LLC	2013-121-LNG	Long-Term	Netherlands	Kool Firm	Sabine Pass, Louisiana	3,646,434	
7/22/2022	Sabine Pass Liquefaction, LLC	Sabine Pass Liquefaction, LLC	2013-121-LNG	Long-Term	South Korea	Diamond Gas Crystal	Sabine Pass, Louisiana	3,276,212	
7/23/2022	Sabine Pass Liquefaction, LLC	Sabine Pass Liquefaction, LLC	2013-121-LNG	Long-Term	India	Vivit Americas Lng	Sabine Pass, Louisiana	3,516,807	
7/24/2022	Sabine Pass Liquefaction, LLC	Sabine Pass Liquefaction, LLC	2013-121-LNG	Long-Term	Poland	British Listener	Sabine Pass, Louisiana	3,659,109	
7/25/2022	Sabine Pass Liquefaction, LLC	Sabine Pass Liquefaction, LLC	2013-121-LNG	Long-Term	Spain	Iberica Knutsen	Sabine Pass, Louisiana	2,934,922	
7/26/2022	Sabine Pass Liquefaction, LLC	Sabine Pass Liquefaction, LLC	2013-121-LNG	Long-Term	France	Gui Ying	Sabine Pass, Louisiana	3,677,430	
7/26/2022	Sabine Pass Liquefaction, LLC	Sabine Pass Liquefaction, LLC	2013-121-LNG	Long-Term	South Korea	Maran Gas Hector	Sabine Pass, Louisiana	3,536,914	
7/28/2022	Sabine Pass Liquefaction, LLC	Sabine Pass Liquefaction, LLC	2013-121-LNG	Long-Term	France	Catalunya Spirit	Sabine Pass, Louisiana	2,938,676	
7/28/2022	Sabine Pass Liquefaction, LLC	Sabine Pass Liquefaction, LLC	2013-121-LNG	Long-Term	Spain	Gaslog Genoa	Sabine Pass, Louisiana	3,423,531	
7/30/2022	Sabine Pass Liquefaction, LLC	Sabine Pass Liquefaction, LLC	2013-121-LNG	Long-Term	France	Amberjack LNG	Sabine Pass, Louisiana	3,536,709	
7/31/2022	Sabine Pass Liquefaction, LLC	Sabine Pass Liquefaction, LLC	2013-121-LNG	Long-Term	France	Bahrain Spirit	Sabine Pass, Louisiana	3,089,857	
7/31/2022	Sabine Pass Liquefaction, LLC	Sabine Pass Liquefaction, LLC	2013-121-LNG	Long-Term	Spain	Global Sea Spirit	Sabine Pass, Louisiana	3,572,061	
8/1/2022	Sabine Pass Liquefaction, LLC	Sabine Pass Liquefaction, LLC	2013-121-LNG	Long-Term	Spain	Flex Vigilant	Sabine Pass, Louisiana	3,575,184	
8/2/2022	Sabine Pass Liquefaction, LLC	Sabine Pass Liquefaction, LLC	2013-121-LNG	Long-Term	Taiwan	Fuji LNG	Sabine Pass, Louisiana	2,672,476	
8/3/2022	Sabine Pass Liquefaction, LLC	Sabine Pass Liquefaction, LLC	2013-121-LNG	Long-Term	Poland	Asklipios	Sabine Pass, Louisiana	3,115,589	
8/4/2022	Sabine Pass Liquefaction, LLC	Sabine Pass Liquefaction, LLC	2013-121-LNG	Long-Term	Thailand	Maran Gas Spetses	Sabine Pass, Louisiana	3,606,714	
8/5/2022	Sabine Pass Liquefaction, LLC	Sabine Pass Liquefaction, LLC	2013-121-LNG	Long-Term	Spain	Castillo De Merida	Sabine Pass, Louisiana	3,361,894	
8/6/2022	Sabine Pass Liquefaction, LLC	Sabine Pass Liquefaction, LLC	2013-121-LNG	Long-Term	Indonesia	Minerva Limnos	Sabine Pass, Louisiana	392,012	[*]
8/6/2022	Sabine Pass Liquefaction, LLC	Sabine Pass Liquefaction, LLC	2013-121-LNG	Long-Term	Japan	Minerva Limnos	Sabine Pass, Louisiana	3,210,358	[*]
8/6/2022	Sabine Pass Liquefaction, LLC	Sabine Pass Liquefaction, LLC	2013-121-LNG	Long-Term	Kuwait	Gaslog Westminster	Sabine Pass, Louisiana	3,020,804	
8/7/2022	Sabine Pass Liquefaction, LLC	Sabine Pass Liquefaction, LLC	2013-121-LNG	Long-Term	Netherlands	Maria Energy	Sabine Pass, Louisiana	3,377,578	
8/8/2022	Sabine Pass Liquefaction, LLC	Sabine Pass Liquefaction, LLC	2013-121-LNG	Long-Term	Netherlands	Pan Americas	Sabine Pass, Louisiana	3,607,783	
8/9/2022	Sabine Pass Liquefaction, LLC	Sabine Pass Liquefaction, LLC	2013-121-LNG	Long-Term	India	BW Paris	Sabine Pass, Louisiana	3,285,776	

[S] Spot – a one-time transaction for near-term delivery of a specific quantity of LNG at a specific location. Spot cargos could be included in either long-term or short-term authorized types.  
[\*] Split cargo – a single shipment of LNG where portions of the cargo have different transactional characteristics. For instance, a single cargo can have more than one buyer, supplier, price, unloading port, loading port, or DOE authorization.  
[C] Commissioning cargo – pre-commercial cargo loaded while export facility operations are still undergoing final testing and inspection. Commissioning cargos may occur multiple times for the same facility as individual LNG trains enter service.  
Countries of destination are current as of publication date. Any updates to countries of destination reported will be published in the next scheduled LNG Monthly.



**VESSEL-BORNE EXPORTS OF DOMESTICALLY-PRODUCED LIQUEFIED NATURAL GAS (LNG)**

Table 2a(i)

Date of Departure	Name of Exporter	Supplier	Docket Number	Docket Term	Country of Destination	Name of Tanker	Departure Terminal	Volume (Mcf of Natural Gas)	Notes
8/10/2022	Sabine Pass Liquefaction, LLC	Sabine Pass Liquefaction, LLC	2013-121-LNG	Long-Term	Spain	ORION SEA	Sabine Pass, Louisiana	2,845,924	
8/11/2022	Sabine Pass Liquefaction, LLC	Sabine Pass Liquefaction, LLC	2013-121-LNG	Long-Term	South Korea	Hyundai Princepia	Sabine Pass, Louisiana	3,698,391	
8/12/2022	Sabine Pass Liquefaction, LLC	Sabine Pass Liquefaction, LLC	2013-121-LNG	Long-Term	France	Stena Crystal Sky	Sabine Pass, Louisiana	3,690,735	
8/12/2022	Sabine Pass Liquefaction, LLC	Sabine Pass Liquefaction, LLC	2013-121-LNG	Long-Term	South Korea	Oak Spirit	Sabine Pass, Louisiana	3,685,347	
8/13/2022	Sabine Pass Liquefaction, LLC	Sabine Pass Liquefaction, LLC	2013-121-LNG	Long-Term	Croatia	Gaslog Sydney	Sabine Pass, Louisiana	1,068,773	[*]
8/13/2022	Sabine Pass Liquefaction, LLC	Sabine Pass Liquefaction, LLC	2013-121-LNG	Long-Term	Greece	Gaslog Sydney	Sabine Pass, Louisiana	1,661,812	[*]
8/13/2022	Sabine Pass Liquefaction, LLC	Sabine Pass Liquefaction, LLC	2013-121-LNG	Long-Term	Spain	Gaslog Sydney	Sabine Pass, Louisiana	574,476	[*]
8/14/2022	Sabine Pass Liquefaction, LLC	Sabine Pass Liquefaction, LLC	2013-121-LNG	Long-Term	Netherlands	Golar Celsius	Sabine Pass, Louisiana	3,375,480	
8/15/2022	Sabine Pass Liquefaction, LLC	Sabine Pass Liquefaction, LLC	2013-121-LNG	Long-Term	United Kingdom	Golar Penguin	Sabine Pass, Louisiana	3,414,909	
8/16/2022	Sabine Pass Liquefaction, LLC	Sabine Pass Liquefaction, LLC	2013-121-LNG	Long-Term	France	Ribera del Duero Knutsen	Sabine Pass, Louisiana	3,514,048	
8/17/2022	Sabine Pass Liquefaction, LLC	Sabine Pass Liquefaction, LLC	2013-121-LNG	Long-Term	Japan	Marvel Hawk	Sabine Pass, Louisiana	3,279,774	
8/18/2022	Sabine Pass Liquefaction, LLC	Sabine Pass Liquefaction, LLC	2013-121-LNG	Long-Term	Brazil	BW Lesmes	Sabine Pass, Louisiana	3,661,012	
8/19/2022	Sabine Pass Liquefaction, LLC	Sabine Pass Liquefaction, LLC	2013-121-LNG	Long-Term	China	Qogir	Sabine Pass, Louisiana	2,992,909	[*]
8/19/2022	Sabine Pass Liquefaction, LLC	Sabine Pass Liquefaction, LLC	2013-121-LNG	Long-Term	Indonesia	Qogir	Sabine Pass, Louisiana	574,657	[*]
8/20/2022	Sabine Pass Liquefaction, LLC	Sabine Pass Liquefaction, LLC	2013-121-LNG	Long-Term	South Korea	SM Seahawk	Sabine Pass, Louisiana	3,693,549	
8/21/2022	Sabine Pass Liquefaction, LLC	Sabine Pass Liquefaction, LLC	2013-121-LNG	Long-Term	Italy	Flex Volunteer	Sabine Pass, Louisiana	3,589,457	
8/21/2022	Sabine Pass Liquefaction, LLC	Sabine Pass Liquefaction, LLC	2013-121-LNG	Long-Term	Japan	Celsius Charlotte	Sabine Pass, Louisiana	3,372,865	
8/22/2022	Sabine Pass Liquefaction, LLC	Sabine Pass Liquefaction, LLC	2013-121-LNG	Long-Term	Portugal	Rioja Knutsen	Sabine Pass, Louisiana	3,201,840	
8/23/2022	Sabine Pass Liquefaction, LLC	Sabine Pass Liquefaction, LLC	2013-121-LNG	Long-Term	Netherlands	Murex	Sabine Pass, Louisiana	3,553,130	
8/24/2022	Sabine Pass Liquefaction, LLC	Sabine Pass Liquefaction, LLC	2013-121-LNG	Long-Term	Netherlands	Gaslog Georgetown	Sabine Pass, Louisiana	3,564,105	
8/25/2022	Sabine Pass Liquefaction, LLC	Sabine Pass Liquefaction, LLC	2013-121-LNG	Long-Term	United Kingdom	BW Pavilion Aranthera	Sabine Pass, Louisiana	3,653,660	
8/26/2022	Sabine Pass Liquefaction, LLC	Sabine Pass Liquefaction, LLC	2013-121-LNG	Long-Term	Japan	Golar Snow	Sabine Pass, Louisiana	3,282,607	
8/27/2022	Sabine Pass Liquefaction, LLC	Sabine Pass Liquefaction, LLC	2013-121-LNG	Long-Term	Colombia	La Mancha Knutsen	Sabine Pass, Louisiana	606,289	[*]
8/27/2022	Sabine Pass Liquefaction, LLC	Sabine Pass Liquefaction, LLC	2013-121-LNG	Long-Term	Spain	La Mancha Knutsen	Sabine Pass, Louisiana	2,961,939	[*]
8/28/2022	Sabine Pass Liquefaction, LLC	Sabine Pass Liquefaction, LLC	2013-121-LNG	Long-Term	Taiwan	Golar Maria	Sabine Pass, Louisiana	2,988,783	
8/29/2022	Sabine Pass Liquefaction, LLC	Sabine Pass Liquefaction, LLC	2013-121-LNG	Long-Term	Netherlands	Gaslog Greece	Sabine Pass, Louisiana	3,634,257	
8/29/2022	Sabine Pass Liquefaction, LLC	Sabine Pass Liquefaction, LLC	2013-121-LNG	Long-Term	South Korea	LNG Lagos II	Sabine Pass, Louisiana	3,712,348	
8/30/2022	Sabine Pass Liquefaction, LLC	Sabine Pass Liquefaction, LLC	2013-121-LNG	Long-Term	Spain	Clean Cajun	Sabine Pass, Louisiana	2,855,195	
8/31/2022	Sabine Pass Liquefaction, LLC	Sabine Pass Liquefaction, LLC	2013-121-LNG	Long-Term	Spain	Seapeak Catalunya	Sabine Pass, Louisiana	2,938,048	
9/1/2022	Sabine Pass Liquefaction, LLC	Sabine Pass Liquefaction, LLC	2013-121-LNG	Long-Term	United Kingdom	Kool Firm	Sabine Pass, Louisiana	3,524,481	
9/2/2022	Sabine Pass Liquefaction, LLC	Sabine Pass Liquefaction, LLC	2013-121-LNG	Long-Term	Thailand	Amberjack LNG	Sabine Pass, Louisiana	3,673,371	
9/3/2022	Sabine Pass Liquefaction, LLC	Sabine Pass Liquefaction, LLC	2013-121-LNG	Long-Term	Taiwan	Global Sea Spirit	Sabine Pass, Louisiana	3,611,693	
9/4/2022	Sabine Pass Liquefaction, LLC	Sabine Pass Liquefaction, LLC	2013-121-LNG	Long-Term	United Kingdom	Isabella	Sabine Pass, Louisiana	3,603,838	
9/5/2022	Sabine Pass Liquefaction, LLC	Sabine Pass Liquefaction, LLC	2013-121-LNG	Long-Term	South Korea	Hyundai Ecopia	Sabine Pass, Louisiana	3,160,893	
9/6/2022	Sabine Pass Liquefaction, LLC	Sabine Pass Liquefaction, LLC	2013-121-LNG	Long-Term	Netherlands	SK Resolute	Sabine Pass, Louisiana	3,385,743	
9/7/2022	Sabine Pass Liquefaction, LLC	Sabine Pass Liquefaction, LLC	2013-121-LNG	Long-Term	South Korea	Castillo De Merida	Sabine Pass, Louisiana	3,794,825	
9/8/2022	Sabine Pass Liquefaction, LLC	Sabine Pass Liquefaction, LLC	2013-121-LNG	Long-Term	Netherlands	Maria Energy	Sabine Pass, Louisiana	3,685,201	
9/9/2022	Sabine Pass Liquefaction, LLC	Sabine Pass Liquefaction, LLC	2013-121-LNG	Long-Term	France	ARISTARCHOS	Sabine Pass, Louisiana	3,708,161	
9/10/2022	Sabine Pass Liquefaction, LLC	Sabine Pass Liquefaction, LLC	2013-121-LNG	Long-Term	South Korea	Methane Heather Sally	Sabine Pass, Louisiana	3,095,891	
9/11/2022	Sabine Pass Liquefaction, LLC	Sabine Pass Liquefaction, LLC	2013-121-LNG	Long-Term	France	Maran Gas Pericles	Sabine Pass, Louisiana	3,540,197	
9/11/2022	Sabine Pass Liquefaction, LLC	Sabine Pass Liquefaction, LLC	2013-121-LNG	Long-Term	Poland	Global Energy	Sabine Pass, Louisiana	3,649,609	
9/12/2022	Sabine Pass Liquefaction, LLC	Sabine Pass Liquefaction, LLC	2013-121-LNG	Long-Term	United Kingdom	Grace Dahlia	Sabine Pass, Louisiana	3,282,899	
9/13/2022	Sabine Pass Liquefaction, LLC	Sabine Pass Liquefaction, LLC	2013-121-LNG	Long-Term	Netherlands	LNG Rosenrot	Sabine Pass, Louisiana	3,380,264	
9/14/2022	Sabine Pass Liquefaction, LLC	Sabine Pass Liquefaction, LLC	2013-121-LNG	Long-Term	France	Hellas Diana	Sabine Pass, Louisiana	3,675,702	
9/14/2022	Sabine Pass Liquefaction, LLC	Sabine Pass Liquefaction, LLC	2013-121-LNG	Long-Term	Taiwan	Methane Jane Elizabeth	Sabine Pass, Louisiana	3,068,030	

[S] Spot – a one-time transaction for near-term delivery of a specific quantity of LNG at a specific location. Spot cargos could be included in either long-term or short-term authorized types.  
[\*] Split cargo – a single shipment of LNG where portions of the cargo have different transactional characteristics. For instance, a single cargo can have more than one buyer, supplier, price, unloading port, loading port, or DOE authorization.  
[C] Commissioning cargo – pre-commercial cargo loaded while export facility operations are still undergoing final testing and inspection. Commissioning cargos may occur multiple times for the same facility as individual LNG trains enter service.  
Countries of destination are current as of publication date. Any updates to countries of destination reported will be published in the next scheduled LNG Monthly.

**VESSEL-BORNE EXPORTS OF DOMESTICALLY-PRODUCED LIQUEFIED NATURAL GAS (LNG)**

Table 2a(i)

Date of Departure	Name of Exporter	Supplier	Docket Number	Docket Term	Country of Destination	Name of Tanker	Departure Terminal	Volume (Mcf of Natural Gas)	Notes
9/16/2022	Sabine Pass Liquefaction, LLC	Sabine Pass Liquefaction, LLC	2013-121-LNG	Long-Term	Netherlands	Pearl LNG	Sabine Pass, Louisiana	3,674,409	
9/16/2022	Sabine Pass Liquefaction, LLC	Sabine Pass Liquefaction, LLC	2013-121-LNG	Long-Term	United Kingdom	Ribera del Duero Knutsen	Sabine Pass, Louisiana	3,502,073	
9/18/2022	Sabine Pass Liquefaction, LLC	Sabine Pass Liquefaction, LLC	2013-121-LNG	Long-Term	France	Stena Crystal Sky	Sabine Pass, Louisiana	3,694,400	
9/18/2022	Sabine Pass Liquefaction, LLC	Sabine Pass Liquefaction, LLC	2013-121-LNG	Long-Term	Spain	Iberica Knutsen	Sabine Pass, Louisiana	2,938,042	
9/19/2022	Sabine Pass Liquefaction, LLC	Sabine Pass Liquefaction, LLC	2013-121-LNG	Long-Term	South Korea	K. Mugungwha	Sabine Pass, Louisiana	3,209,988	
9/20/2022	Sabine Pass Liquefaction, LLC	Sabine Pass Liquefaction, LLC	2013-121-LNG	Long-Term	Spain	Prism Brilliance	Sabine Pass, Louisiana	3,684,457	
9/21/2022	Sabine Pass Liquefaction, LLC	Sabine Pass Liquefaction, LLC	2013-121-LNG	Long-Term	Belgium	Transgas Power	Sabine Pass, Louisiana	3,595,068	
9/21/2022	Sabine Pass Liquefaction, LLC	Sabine Pass Liquefaction, LLC	2013-121-LNG	Long-Term	Netherlands	Maran Gas Vergina	Sabine Pass, Louisiana	3,278,716	
9/22/2022	Sabine Pass Liquefaction, LLC	Sabine Pass Liquefaction, LLC	2013-121-LNG	Long-Term	Netherlands	Santander Knutsen	Sabine Pass, Louisiana	3,541,418	
9/23/2022	Sabine Pass Liquefaction, LLC	Sabine Pass Liquefaction, LLC	2013-121-LNG	Long-Term	South Korea	Hyundai Peacepia	Sabine Pass, Louisiana	3,680,318	
9/24/2022	Sabine Pass Liquefaction, LLC	Sabine Pass Liquefaction, LLC	2013-121-LNG	Long-Term	United Kingdom	Vivit Americas Lng	Sabine Pass, Louisiana	3,469,962	
9/25/2022	Sabine Pass Liquefaction, LLC	Sabine Pass Liquefaction, LLC	2013-121-LNG	Long-Term	United Kingdom	Gaslog Windsor	Sabine Pass, Louisiana	3,774,835	
9/27/2022	Sabine Pass Liquefaction, LLC	Sabine Pass Liquefaction, LLC	2013-121-LNG	Long-Term	Portugal	Rioja Knutsen	Sabine Pass, Louisiana	3,559,071	
9/28/2022	Sabine Pass Liquefaction, LLC	Sabine Pass Liquefaction, LLC	2013-121-LNG	Long-Term	India	Dorado LNG	Sabine Pass, Louisiana	3,274,288	
9/28/2022	Sabine Pass Liquefaction, LLC	Sabine Pass Liquefaction, LLC	2013-121-LNG	Long-Term	Lithuania	Maran Gas Roxana	Sabine Pass, Louisiana	3,541,004	
9/29/2022	Sabine Pass Liquefaction, LLC	Sabine Pass Liquefaction, LLC	2013-121-LNG	Long-Term	France	Global Sealine	Sabine Pass, Louisiana	3,670,622	
9/29/2022	Sabine Pass Liquefaction, LLC	Sabine Pass Liquefaction, LLC	2013-121-LNG	Long-Term	United Kingdom	Gaslog Westminster	Sabine Pass, Louisiana	3,670,523	
10/2/2022	Sabine Pass Liquefaction, LLC	Sabine Pass Liquefaction, LLC	2013-121-LNG	Long-Term	Portugal	Gaslog Sydney	Sabine Pass, Louisiana	3,302,766	
10/2/2022	Sabine Pass Liquefaction, LLC	Sabine Pass Liquefaction, LLC	2013-121-LNG	Long-Term	South Korea	SM Eagle	Sabine Pass, Louisiana	3,684,346	
10/3/2022	Sabine Pass Liquefaction, LLC	Sabine Pass Liquefaction, LLC	2013-121-LNG	Long-Term	South Korea	Clean Cajun	Sabine Pass, Louisiana	4,216,216	
10/4/2022	Sabine Pass Liquefaction, LLC	Sabine Pass Liquefaction, LLC	2013-121-LNG	Long-Term	Lithuania	Isabella	Sabine Pass, Louisiana	3,588,325	
10/5/2022	Sabine Pass Liquefaction, LLC	Sabine Pass Liquefaction, LLC	2013-121-LNG	Long-Term	France	Maran Gas Ulysses	Sabine Pass, Louisiana	3,486,929	
10/5/2022	Sabine Pass Liquefaction, LLC	Sabine Pass Liquefaction, LLC	2013-121-LNG	Long-Term	United Kingdom	Elisa Aquila	Sabine Pass, Louisiana	3,686,645	
10/7/2022	Sabine Pass Liquefaction, LLC	Sabine Pass Liquefaction, LLC	2013-121-LNG	Long-Term	Netherlands	Flex Vigilant	Sabine Pass, Louisiana	3,696,652	
10/7/2022	Sabine Pass Liquefaction, LLC	Sabine Pass Liquefaction, LLC	2013-121-LNG	Long-Term	Spain	NFE Grand	Sabine Pass, Louisiana	3,113,075	
10/8/2022	Sabine Pass Liquefaction, LLC	Sabine Pass Liquefaction, LLC	2013-30-LNG	Long-Term	South Korea	Seapeak Arwa	Sabine Pass, Louisiana	3,463,268	
10/9/2022	Sabine Pass Liquefaction, LLC	Sabine Pass Liquefaction, LLC	2013-30-LNG	Long-Term	Netherlands	LNG Schneeweissen	Sabine Pass, Louisiana	3,377,071	
10/10/2022	Sabine Pass Liquefaction, LLC	Sabine Pass Liquefaction, LLC	2013-30-LNG	Long-Term	South Korea	Hyundai Princepia	Sabine Pass, Louisiana	3,701,795	
10/10/2022	Sabine Pass Liquefaction, LLC	Sabine Pass Liquefaction, LLC	2013-30-LNG	Long-Term	Taiwan	Stena Blue Sky	Sabine Pass, Louisiana	2,735,503	
10/11/2022	Sabine Pass Liquefaction, LLC	Sabine Pass Liquefaction, LLC	2013-30-LNG	Long-Term	Colombia	Transgas Force	Sabine Pass, Louisiana	3,699,092	
10/12/2022	Sabine Pass Liquefaction, LLC	Sabine Pass Liquefaction, LLC	2013-30-LNG	Long-Term	Netherlands	Methane Becki Anne	Sabine Pass, Louisiana	3,630,366	
10/13/2022	Sabine Pass Liquefaction, LLC	Sabine Pass Liquefaction, LLC	2013-30-LNG	Long-Term	Singapore	Golar Penguin	Sabine Pass, Louisiana	3,400,520	
10/14/2022	Sabine Pass Liquefaction, LLC	Sabine Pass Liquefaction, LLC	2013-30-LNG	Long-Term	India	Gail Bhuwan	Sabine Pass, Louisiana	3,836,286	
10/15/2022	Sabine Pass Liquefaction, LLC	Sabine Pass Liquefaction, LLC	2013-30-LNG	Long-Term	France	Seapeak Magellan	Sabine Pass, Louisiana	3,348,566	
10/15/2022	Sabine Pass Liquefaction, LLC	Sabine Pass Liquefaction, LLC	2013-30-LNG	Long-Term	Netherlands	Gaslog Georgetown	Sabine Pass, Louisiana	3,704,423	
10/17/2022	Sabine Pass Liquefaction, LLC	Sabine Pass Liquefaction, LLC	2013-30-LNG	Long-Term	Netherlands	LNG Rosenrot	Sabine Pass, Louisiana	3,695,798	
10/17/2022	Sabine Pass Liquefaction, LLC	Sabine Pass Liquefaction, LLC	2013-30-LNG	Long-Term	Spain	Ribera del Duero Knutsen	Sabine Pass, Louisiana	2,503,745	
10/19/2022	Sabine Pass Liquefaction, LLC	Sabine Pass Liquefaction, LLC	2013-30-LNG	Long-Term	China	Barcelona Knutsen	Sabine Pass, Louisiana	3,550,624	
10/19/2022	Sabine Pass Liquefaction, LLC	Sabine Pass Liquefaction, LLC	2013-30-LNG	Long-Term	United Kingdom	Diamond Gas Victoria	Sabine Pass, Louisiana	3,686,952	
10/20/2022	Sabine Pass Liquefaction, LLC	Sabine Pass Liquefaction, LLC	2013-30-LNG	Long-Term	France	Pearl LNG	Sabine Pass, Louisiana	3,702,026	
10/21/2022	Sabine Pass Liquefaction, LLC	Sabine Pass Liquefaction, LLC	2013-30-LNG	Long-Term	Spain	Seapeak Catalunya	Sabine Pass, Louisiana	2,940,817	
10/22/2022	Sabine Pass Liquefaction, LLC	Sabine Pass Liquefaction, LLC	2013-30-LNG	Long-Term	France	Gaslog Galveston	Sabine Pass, Louisiana	3,686,450	
10/22/2022	Sabine Pass Liquefaction, LLC	Sabine Pass Liquefaction, LLC	2013-30-LNG	Long-Term	United Kingdom	Flex Aurora	Sabine Pass, Louisiana	3,711,623	
10/23/2022	Sabine Pass Liquefaction, LLC	Sabine Pass Liquefaction, LLC	2013-30-LNG	Long-Term	Netherlands	Maran Gas Achilles	Sabine Pass, Louisiana	3,480,085	
10/24/2022	Sabine Pass Liquefaction, LLC	Sabine Pass Liquefaction, LLC	2013-30-LNG	Long-Term	France	LNG Abalamabie	Sabine Pass, Louisiana	3,729,321	

[S] Spot – a one-time transaction for near-term delivery of a specific quantity of LNG at a specific location. Spot cargos could be included in either long-term or short-term authorized types.

[\*] Split cargo – a single shipment of LNG where portions of the cargo have different transactional characteristics. For instance, a single cargo can have more than one buyer, supplier, price, unloading port, loading port, or DOE authorization.

[C] Commissioning cargo – pre-commercial cargo loaded while export facility operations are still undergoing final testing and inspection. Commissioning cargos may occur multiple times for the same facility as individual LNG trains enter service.

Countries of destination are current as of publication date. Any updates to countries of destination reported will be published in the next scheduled LNG Monthly.

**VESSEL-BORNE EXPORTS OF DOMESTICALLY-PRODUCED LIQUEFIED NATURAL GAS (LNG)**

Table 2a(i)

Date of Departure	Name of Exporter	Supplier	Docket Number	Docket Term	Country of Destination	Name of Tanker	Departure Terminal	Volume (Mcf of Natural Gas)	Notes
10/25/2022	Sabine Pass Liquefaction, LLC	Sabine Pass Liquefaction, LLC	2013-30-LNG	Long-Term	South Korea	Gaslog Shanghai	Sabine Pass, Louisiana	3,286,584	
10/25/2022	Sabine Pass Liquefaction, LLC	Sabine Pass Liquefaction, LLC	2013-30-LNG	Long-Term	Spain	Maran Gas Vergina	Sabine Pass, Louisiana	3,474,457	
10/26/2022	Sabine Pass Liquefaction, LLC	Sabine Pass Liquefaction, LLC	2013-30-LNG	Long-Term	South Korea	SM Seahawk	Sabine Pass, Louisiana	3,691,904	
10/27/2022	Sabine Pass Liquefaction, LLC	Sabine Pass Liquefaction, LLC	2013-30-LNG	Long-Term	United Kingdom	Gaslog Windsor	Sabine Pass, Louisiana	3,797,730	
10/28/2022	Sabine Pass Liquefaction, LLC	Sabine Pass Liquefaction, LLC	2013-30-LNG	Long-Term	China	Gaslog Greece	Sabine Pass, Louisiana	3,682,302	
10/29/2022	Sabine Pass Liquefaction, LLC	Sabine Pass Liquefaction, LLC	2013-30-LNG	Long-Term	Spain	Castillo de Villalba	Sabine Pass, Louisiana	2,933,350	
10/30/2022	Sabine Pass Liquefaction, LLC	Sabine Pass Liquefaction, LLC	2013-30-LNG	Long-Term	China	Clean Copano	Sabine Pass, Louisiana	4,245,019	
10/30/2022	Sabine Pass Liquefaction, LLC	Sabine Pass Liquefaction, LLC	2013-30-LNG	Long-Term	Taiwan	Global Sealine	Sabine Pass, Louisiana	3,507,174	
10/31/2022	Sabine Pass Liquefaction, LLC	Sabine Pass Liquefaction, LLC	2013-42-LNG	Long-Term	Indonesia	BW Brussels	Sabine Pass, Louisiana	624,591	[*]
10/31/2022	Sabine Pass Liquefaction, LLC	Sabine Pass Liquefaction, LLC	2013-42-LNG	Long-Term	South Korea	BW Brussels	Sabine Pass, Louisiana	2,818,107	[*]
11/1/2022	Sabine Pass Liquefaction, LLC	Sabine Pass Liquefaction, LLC	2013-42-LNG	Long-Term	Turkey	Maran Gas Mystras	Sabine Pass, Louisiana	3,415,293	
11/2/2022	Sabine Pass Liquefaction, LLC	Sabine Pass Liquefaction, LLC	2013-42-LNG	Long-Term	South Korea	Maran Gas Chios	Sabine Pass, Louisiana	3,598,349	
11/3/2022	Sabine Pass Liquefaction, LLC	Sabine Pass Liquefaction, LLC	2013-42-LNG	Long-Term	India	Castillo de Santisteban	Sabine Pass, Louisiana	3,307,648	
11/4/2022	Sabine Pass Liquefaction, LLC	Sabine Pass Liquefaction, LLC	2013-42-LNG	Long-Term	France	Energy Endeavour	Sabine Pass, Louisiana	3,682,035	
11/4/2022	Sabine Pass Liquefaction, LLC	Sabine Pass Liquefaction, LLC	2013-42-LNG	Long-Term	United Kingdom	Isabella	Sabine Pass, Louisiana	3,655,930	
11/5/2022	Sabine Pass Liquefaction, LLC	Sabine Pass Liquefaction, LLC	2013-42-LNG	Long-Term	United Kingdom	LNG Sakura	Sabine Pass, Louisiana	3,630,889	
11/6/2022	Sabine Pass Liquefaction, LLC	Sabine Pass Liquefaction, LLC	2013-42-LNG	Long-Term	France	Celsius Carolina	Sabine Pass, Louisiana	3,597,347	
11/7/2022	Sabine Pass Liquefaction, LLC	Sabine Pass Liquefaction, LLC	2013-42-LNG	Long-Term	Turkey	Seapeak Bahrain	Sabine Pass, Louisiana	3,690,812	
11/8/2022	Sabine Pass Liquefaction, LLC	Sabine Pass Liquefaction, LLC	2013-42-LNG	Long-Term	Netherlands	Maran Gas Ulysses	Sabine Pass, Louisiana	3,694,988	
11/9/2022	Sabine Pass Liquefaction, LLC	Sabine Pass Liquefaction, LLC	2013-42-LNG	Long-Term	South Korea	Hyundai Ecopia	Sabine Pass, Louisiana	3,165,189	
11/10/2022	Sabine Pass Liquefaction, LLC	Sabine Pass Liquefaction, LLC	2013-42-LNG	Long-Term	United Kingdom	Gaslog Westminster	Sabine Pass, Louisiana	3,811,932	
11/11/2022	Sabine Pass Liquefaction, LLC	Sabine Pass Liquefaction, LLC	2013-42-LNG	Long-Term	France	Celsius Canberra	Sabine Pass, Louisiana	3,824,883	
11/12/2022	Sabine Pass Liquefaction, LLC	Sabine Pass Liquefaction, LLC	2013-42-LNG	Long-Term	China	Cobia LNG	Sabine Pass, Louisiana	3,661,359	
11/13/2022	Sabine Pass Liquefaction, LLC	Sabine Pass Liquefaction, LLC	2013-42-LNG	Long-Term	China	Gaslog Genoa	Sabine Pass, Louisiana	3,574,475	
11/13/2022	Sabine Pass Liquefaction, LLC	Sabine Pass Liquefaction, LLC	2013-42-LNG	Long-Term	Turkey	MOL Hestia	Sabine Pass, Louisiana	3,638,706	
11/15/2022	Sabine Pass Liquefaction, LLC	Sabine Pass Liquefaction, LLC	2013-42-LNG	Long-Term	France	Castillo De Merida	Sabine Pass, Louisiana	3,789,790	
11/15/2022	Sabine Pass Liquefaction, LLC	Sabine Pass Liquefaction, LLC	2013-42-LNG	Long-Term	United Kingdom	Gaslog Hong Kong	Sabine Pass, Louisiana	3,605,409	
11/16/2022	Sabine Pass Liquefaction, LLC	Sabine Pass Liquefaction, LLC	2013-42-LNG	Long-Term	Turkey	Elisa Larus	Sabine Pass, Louisiana	3,633,455	
11/17/2022	Sabine Pass Liquefaction, LLC	Sabine Pass Liquefaction, LLC	2013-42-LNG	Long-Term	Spain	Iberica Knutsen	Sabine Pass, Louisiana	2,950,619	
11/18/2022	Sabine Pass Liquefaction, LLC	Sabine Pass Liquefaction, LLC	2013-42-LNG	Long-Term	Greece	Oak Spirit	Sabine Pass, Louisiana	421,186	[*]
11/18/2022	Sabine Pass Liquefaction, LLC	Sabine Pass Liquefaction, LLC	2013-42-LNG	Long-Term	Spain	Oak Spirit	Sabine Pass, Louisiana	3,266,321	[*]
11/19/2022	Sabine Pass Liquefaction, LLC	Sabine Pass Liquefaction, LLC	2013-42-LNG	Long-Term	France	LNG Adventure	Sabine Pass, Louisiana	3,675,808	
11/19/2022	Sabine Pass Liquefaction, LLC	Sabine Pass Liquefaction, LLC	2013-42-LNG	Long-Term	France	Rioja Knutsen	Sabine Pass, Louisiana	3,636,618	
11/20/2022	Sabine Pass Liquefaction, LLC	Sabine Pass Liquefaction, LLC	2013-42-LNG	Long-Term	United Kingdom	Maran Gas Ithaca	Sabine Pass, Louisiana	3,686,377	
11/21/2022	Sabine Pass Liquefaction, LLC	Sabine Pass Liquefaction, LLC	2015-63-LNG	Long-Term	France	Magdala	Sabine Pass, Louisiana	3,393,014	
11/21/2022	Sabine Pass Liquefaction, LLC	Sabine Pass Liquefaction, LLC	2015-63-LNG	Long-Term	Turkey	Seri Balqis	Sabine Pass, Louisiana	3,276,838	
11/22/2022	Sabine Pass Liquefaction, LLC	Sabine Pass Liquefaction, LLC	2015-63-LNG	Long-Term	Turkey	Flex Endeavor	Sabine Pass, Louisiana	3,536,249	
11/23/2022	Sabine Pass Liquefaction, LLC	Sabine Pass Liquefaction, LLC	2015-63-LNG	Long-Term	France	Diamond Gas Victoria	Sabine Pass, Louisiana	3,684,733	
11/24/2022	Sabine Pass Liquefaction, LLC	Sabine Pass Liquefaction, LLC	2014-92-LNG	Long-Term	South Korea	Hyundai Peacepia	Sabine Pass, Louisiana	3,444,179	
11/25/2022	Sabine Pass Liquefaction, LLC	Sabine Pass Liquefaction, LLC	2015-63-LNG	Long-Term	China	Orion Sun	Sabine Pass, Louisiana	3,564,669	
11/26/2022	Sabine Pass Liquefaction, LLC	Sabine Pass Liquefaction, LLC	2015-63-LNG	Long-Term	United Kingdom	Gaslog Windsor	Sabine Pass, Louisiana	3,338,967	
11/26/2022	Sabine Pass Liquefaction, LLC	Sabine Pass Liquefaction, LLC	2015-63-LNG	Long-Term	United Kingdom	Adam LNG	Sabine Pass, Louisiana	3,257,595	
11/27/2022	Sabine Pass Liquefaction, LLC	Sabine Pass Liquefaction, LLC	2015-63-LNG	Long-Term	Croatia	Kmarin Diamond	Sabine Pass, Louisiana	2,736,876	
11/28/2022	Sabine Pass Liquefaction, LLC	Sabine Pass Liquefaction, LLC	2015-63-LNG	Long-Term	Netherlands	Gaslog Geneva	Sabine Pass, Louisiana	3,642,909	
11/29/2022	Sabine Pass Liquefaction, LLC	Sabine Pass Liquefaction, LLC	2015-63-LNG	Long-Term	Taiwan	Energy Pacific	Sabine Pass, Louisiana	3,591,840	

[S] Spot – a one-time transaction for near-term delivery of a specific quantity of LNG at a specific location. Spot cargos could be included in either long-term or short-term authorized types.

[\*] Split cargo – a single shipment of LNG where portions of the cargo have different transactional characteristics. For instance, a single cargo can have more than one buyer, supplier, price, unloading port, loading port, or DOE authorization.

[C] Commissioning cargo – pre-commercial cargo loaded while export facility operations are still undergoing final testing and inspection. Commissioning cargos may occur multiple times for the same facility as individual LNG trains enter service.

Countries of destination are current as of publication date. Any updates to countries of destination reported will be published in the next scheduled LNG Monthly.

**VESSEL-BORNE EXPORTS OF DOMESTICALLY-PRODUCED LIQUEFIED NATURAL GAS (LNG)**

Table 2a(i)

Date of Departure	Name of Exporter	Supplier	Docket Number	Docket Term	Country of Destination	Name of Tanker	Departure Terminal	Volume (Mcf of Natural Gas)	Notes
12/1/2022	Sabine Pass Liquefaction, LLC	Sabine Pass Liquefaction, LLC	2014-92-LNG	Long-Term	South Korea	SM Eagle	Sabine Pass, Louisiana	3,612,015	
12/1/2022	Sabine Pass Liquefaction, LLC	Sabine Pass Liquefaction, LLC	2015-63-LNG	Long-Term	United Kingdom	Seapeak Catalunya	Sabine Pass, Louisiana	2,940,009	
12/2/2022	Sabine Pass Liquefaction, LLC	Sabine Pass Liquefaction, LLC	2015-63-LNG	Long-Term	Belgium	Dorado LNG	Sabine Pass, Louisiana	3,274,139	
12/4/2022	Sabine Pass Liquefaction, LLC	Sabine Pass Liquefaction, LLC	2014-92-LNG	Long-Term	South Korea	BW Tulip	Sabine Pass, Louisiana	3,626,486	
12/4/2022	Sabine Pass Liquefaction, LLC	Sabine Pass Liquefaction, LLC	2015-63-LNG	Long-Term	Netherlands	Global Sea Spirit	Sabine Pass, Louisiana	3,570,124	
12/4/2022	Sabine Pass Liquefaction, LLC	Sabine Pass Liquefaction, LLC	2015-63-LNG	Long-Term	Turkey	Stena Crystal Sky	Sabine Pass, Louisiana	3,280,522	
12/6/2022	Sabine Pass Liquefaction, LLC	Sabine Pass Liquefaction, LLC	2015-63-LNG	Long-Term	Netherlands	Kool Orca	Sabine Pass, Louisiana	3,641,996	
12/7/2022	Sabine Pass Liquefaction, LLC	Sabine Pass Liquefaction, LLC	2015-63-LNG	Long-Term	Poland	Gaslog Sydney	Sabine Pass, Louisiana	3,302,633	
12/7/2022	Sabine Pass Liquefaction, LLC	Sabine Pass Liquefaction, LLC	2015-63-LNG	Long-Term	United Kingdom	Gaslog Galveston	Sabine Pass, Louisiana	3,700,975	
12/8/2022	Sabine Pass Liquefaction, LLC	Sabine Pass Liquefaction, LLC	2014-92-LNG	Long-Term	South Korea	Hyundai Princepia	Sabine Pass, Louisiana	3,621,159	
12/9/2022	Sabine Pass Liquefaction, LLC	Sabine Pass Liquefaction, LLC	2015-63-LNG	Long-Term	Netherlands	Celsius Carolina	Sabine Pass, Louisiana	3,791,113	
12/10/2022	Sabine Pass Liquefaction, LLC	Sabine Pass Liquefaction, LLC	2015-63-LNG	Long-Term	France	Maran Gas Ulysses	Sabine Pass, Louisiana	3,692,314	
12/11/2022	Sabine Pass Liquefaction, LLC	Sabine Pass Liquefaction, LLC	2015-63-LNG	Long-Term	Finland	Isabella	Sabine Pass, Louisiana	329,269	[*]
12/11/2022	Sabine Pass Liquefaction, LLC	Sabine Pass Liquefaction, LLC	2015-63-LNG	Long-Term	France	BW Pavilion Aranda	Sabine Pass, Louisiana	3,288,137	
12/11/2022	Sabine Pass Liquefaction, LLC	Sabine Pass Liquefaction, LLC	2015-63-LNG	Long-Term	Lithuania	Isabella	Sabine Pass, Louisiana	3,280,815	[*]
12/12/2022	Sabine Pass Liquefaction, LLC	Sabine Pass Liquefaction, LLC	2015-63-LNG	Long-Term	Croatia	Al Khattiya	Sabine Pass, Louisiana	3,188,608	
12/12/2022	Sabine Pass Liquefaction, LLC	Sabine Pass Liquefaction, LLC	2015-63-LNG	Long-Term	Netherlands	Maran Gas Posidonia	Sabine Pass, Louisiana	3,436,469	
12/13/2022	Sabine Pass Liquefaction, LLC	Sabine Pass Liquefaction, LLC	2015-63-LNG	Long-Term	Spain	Castillo De Merida	Sabine Pass, Louisiana	3,745,488	
12/14/2022	Sabine Pass Liquefaction, LLC	Sabine Pass Liquefaction, LLC	2015-63-LNG	Long-Term	Turkey	Bonito LNG	Sabine Pass, Louisiana	2,022,266	
12/15/2022	Sabine Pass Liquefaction, LLC	Sabine Pass Liquefaction, LLC	2015-63-LNG	Long-Term	Netherlands	Prism Brilliance	Sabine Pass, Louisiana	3,634,442	
12/15/2022	Sabine Pass Liquefaction, LLC	Sabine Pass Liquefaction, LLC	2015-63-LNG	Long-Term	Spain	Ribera del Duero Knutsen	Sabine Pass, Louisiana	3,571,444	
12/16/2022	Sabine Pass Liquefaction, LLC	Sabine Pass Liquefaction, LLC	2015-63-LNG	Long-Term	United Kingdom	Nohshu Maru	Sabine Pass, Louisiana	3,683,087	
12/17/2022	Sabine Pass Liquefaction, LLC	Sabine Pass Liquefaction, LLC	2015-63-LNG	Long-Term	France	Kool Boreas	Sabine Pass, Louisiana	3,610,646	
12/17/2022	Sabine Pass Liquefaction, LLC	Sabine Pass Liquefaction, LLC	2015-63-LNG	Long-Term	United Kingdom	LNG Enterprise	Sabine Pass, Louisiana	3,690,275	
12/18/2022	Sabine Pass Liquefaction, LLC	Sabine Pass Liquefaction, LLC	2015-63-LNG	Long-Term	Poland	Asklipios	Sabine Pass, Louisiana	3,697,025	
12/18/2022	Sabine Pass Liquefaction, LLC	Sabine Pass Liquefaction, LLC	2015-63-LNG	Long-Term	United Kingdom	LNG Sakura	Sabine Pass, Louisiana	3,522,530	
12/20/2022	Sabine Pass Liquefaction, LLC	Sabine Pass Liquefaction, LLC	2015-63-LNG	Long-Term	France	Celsius Canberra	Sabine Pass, Louisiana	3,829,532	
12/20/2022	Sabine Pass Liquefaction, LLC	Sabine Pass Liquefaction, LLC	2015-63-LNG	Long-Term	United Kingdom	SM Albatross	Sabine Pass, Louisiana	3,663,609	
12/21/2022	Sabine Pass Liquefaction, LLC	Sabine Pass Liquefaction, LLC	2015-63-LNG	Long-Term	Netherlands	Maran Gas Agamemnon	Sabine Pass, Louisiana	3,571,825	
12/22/2022	Sabine Pass Liquefaction, LLC	Sabine Pass Liquefaction, LLC	2015-63-LNG	Long-Term	United Kingdom	Castillo De Caldelas	Sabine Pass, Louisiana	3,526,854	
12/23/2022	Sabine Pass Liquefaction, LLC	Sabine Pass Liquefaction, LLC	2014-92-LNG	Long-Term	South Korea	K. Mugungwha	Sabine Pass, Louisiana	3,127,405	
12/23/2022	Sabine Pass Liquefaction, LLC	Sabine Pass Liquefaction, LLC	2015-63-LNG	Long-Term	Germany	Maran Gas Ithaca	Sabine Pass, Louisiana	3,426,312	
12/24/2022	Sabine Pass Liquefaction, LLC	Sabine Pass Liquefaction, LLC	2015-63-LNG	Long-Term	Turkey	La Seine	Sabine Pass, Louisiana	3,681,931	
12/25/2022	Sabine Pass Liquefaction, LLC	Sabine Pass Liquefaction, LLC	2015-63-LNG	Long-Term	Portugal	Rioja Knutsen	Sabine Pass, Louisiana	3,374,464	
12/26/2022	Sabine Pass Liquefaction, LLC	Sabine Pass Liquefaction, LLC	2015-63-LNG	Long-Term	Netherlands	Flex Vigilant	Sabine Pass, Louisiana	3,712,556	
12/27/2022	Sabine Pass Liquefaction, LLC	Sabine Pass Liquefaction, LLC	2015-63-LNG	Long-Term	Netherlands	Energy Endeavour	Sabine Pass, Louisiana	3,692,010	
12/27/2022	Sabine Pass Liquefaction, LLC	Sabine Pass Liquefaction, LLC	2015-63-LNG	Long-Term	Taiwan	Golar Maria	Sabine Pass, Louisiana	2,928,103	
12/28/2022	Sabine Pass Liquefaction, LLC	Sabine Pass Liquefaction, LLC	2014-92-LNG	Long-Term	South Korea	Seri Balqis	Sabine Pass, Louisiana	3,275,833	
12/29/2022	Sabine Pass Liquefaction, LLC	Sabine Pass Liquefaction, LLC	2015-63-LNG	Long-Term	Italy	British Achiever	Sabine Pass, Louisiana	3,280,175	
12/29/2022	Sabine Pass Liquefaction, LLC	Sabine Pass Liquefaction, LLC	2015-63-LNG	Long-Term	United Kingdom	Minerva Chios	Sabine Pass, Louisiana	3,495,433	
12/30/2022	Sabine Pass Liquefaction, LLC	Sabine Pass Liquefaction, LLC	2015-63-LNG	Long-Term	United Kingdom	Gaslog Windsor	Sabine Pass, Louisiana	3,826,234	
<b>TOTAL Exports of LNG from Sabine Pass</b>								<b>1,475,028,595</b>	

[S] Spot – a one-time transaction for near-term delivery of a specific quantity of LNG at a specific location. Spot cargos could be included in either long-term or short-term authorized types.

[\*] Split cargo – a single shipment of LNG where portions of the cargo have different transactional characteristics. For instance, a single cargo can have more than one buyer, supplier, price, unloading port, loading port, or DOE authorization.

[C] Commissioning cargo – pre-commercial cargo loaded while export facility operations are still undergoing final testing and inspection. Commissioning cargos may occur multiple times for the same facility as individual LNG trains enter service.

Countries of destination are current as of publication date. Any updates to countries of destination reported will be published in the next scheduled LNG Monthly.



**VESSEL-BORNE EXPORTS OF DOMESTICALLY-PRODUCED LIQUEFIED NATURAL GAS (LNG)**

Table 2a(ii)

Date of Departure	Name of Exporter	Supplier	Docket Number	Docket Term	Country of Destination	Name of Tanker	Departure Terminal	Volume (Mcf of Natural Gas)	Notes
1/4/2022	Cove Point LNG, LP	GAIL Global (USA) LNG LLC	2011-128-LNG	Long-Term	France	Gail Bhuwan	Cove Point, Maryland	3,816,381	
1/6/2022	Cove Point LNG, LP	ST Cove Point LLC	2011-128-LNG	Long-Term	United Kingdom	BW Pavilion Aranda	Cove Point, Maryland	3,642,526	
1/12/2022	Cove Point LNG, LP	GAIL Global (USA) LNG LLC	2011-128-LNG	Long-Term	Netherlands	Maria Energy	Cove Point, Maryland	3,300,329	
1/15/2022	Cove Point LNG, LP	ST Cove Point LLC	2011-128-LNG	Long-Term	Belgium	LNG Adventure	Cove Point, Maryland	3,508,753	
1/21/2022	Cove Point LNG, LP	GAIL Global (USA) LNG LLC	2011-128-LNG	Long-Term	Turkey	Seri Balhaf	Cove Point, Maryland	3,204,159	
1/24/2022	Cove Point LNG, LP	ST Cove Point LLC	2011-128-LNG	Long-Term	Thailand	Maran Gas Vergina	Cove Point, Maryland	3,489,911	
1/29/2022	Cove Point LNG, LP	GAIL Global (USA) LNG LLC	2011-128-LNG	Long-Term	Turkey	Golar Crystal	Cove Point, Maryland	3,225,629	
1/31/2022	Cove Point LNG, LP	ST Cove Point LLC	2011-128-LNG	Long-Term	Spain	Stena Blue Sky	Cove Point, Maryland	1,007,492	
2/7/2022	Cove Point LNG, LP	GAIL Global (USA) LNG LLC	2011-128-LNG	Long-Term	Netherlands	Golar Celsius	Cove Point, Maryland	3,202,712	
2/9/2022	Cove Point LNG, LP	ST Cove Point LLC	2011-128-LNG	Long-Term	France	Gaslog Windsor	Cove Point, Maryland	3,489,110	
2/13/2022	Cove Point LNG, LP	ST Cove Point LLC	2011-128-LNG	Long-Term	Netherlands	Energy Innovator	Cove Point, Maryland	3,483,733	
2/16/2022	Cove Point LNG, LP	GAIL Global (USA) LNG LLC	2011-128-LNG	Long-Term	Italy	Maran Gas Delphi	Cove Point, Maryland	3,297,463	
2/24/2022	Cove Point LNG, LP	ST Cove Point LLC	2011-128-LNG	Long-Term	France	Energy Universe	Cove Point, Maryland	3,471,388	
2/26/2022	Cove Point LNG, LP	GAIL Global (USA) LNG LLC	2011-128-LNG	Long-Term	India	Gail Bhuwan	Cove Point, Maryland	3,812,994	
3/8/2022	Cove Point LNG, LP	ST Cove Point LLC	2011-128-LNG	Long-Term	Spain	BW Pavilion Arantha	Cove Point, Maryland	3,662,648	
3/9/2022	Cove Point LNG, LP	GAIL Global (USA) LNG LLC	2011-128-LNG	Long-Term	Netherlands	LNG Rosenrot	Cove Point, Maryland	3,720,263	
3/16/2022	Cove Point LNG, LP	ST Cove Point LLC	2011-128-LNG	Long-Term	France	Meridian Spirit	Cove Point, Maryland	732,408	[*]
3/16/2022	Cove Point LNG, LP	ST Cove Point LLC	2011-128-LNG	Long-Term	Turkey	Meridian Spirit	Cove Point, Maryland	2,760,652	[*]
3/19/2022	Cove Point LNG, LP	GAIL Global (USA) LNG LLC	2011-128-LNG	Long-Term	France	Golar Bear	Cove Point, Maryland	3,294,094	
3/26/2022	Cove Point LNG, LP	ST Cove Point LLC	2011-128-LNG	Long-Term	Spain	Maran Gas Vergina	Cove Point, Maryland	3,581,470	
3/29/2022	Cove Point LNG, LP	GAIL Global (USA) LNG LLC	2011-128-LNG	Long-Term	India	Grace Emilia	Cove Point, Maryland	3,682,345	
4/2/2022	Cove Point LNG, LP	ST Cove Point LLC	2011-128-LNG	Long-Term	Spain	Stena Blue Sky	Cove Point, Maryland	1,127,243	
4/5/2022	Cove Point LNG, LP	GAIL Global (USA) LNG LLC	2011-128-LNG	Long-Term	Croatia	Energy Universe	Cove Point, Maryland	3,296,133	
4/7/2022	Cove Point LNG, LP	ST Cove Point LLC	2011-128-LNG	Long-Term	Japan	Energy Innovator	Cove Point, Maryland	3,474,166	
4/16/2022	Cove Point LNG, LP	GAIL Global (USA) LNG LLC	2011-128-LNG	Long-Term	India	Gail Bhuwan	Cove Point, Maryland	3,807,680	
4/19/2022	Cove Point LNG, LP	ST Cove Point LLC	2011-128-LNG	Long-Term	Kuwait	Gaslog Windsor	Cove Point, Maryland	3,478,781	
4/27/2022	Cove Point LNG, LP	GAIL Global (USA) LNG LLC	2011-128-LNG	Long-Term	Argentina	Kita LNG	Cove Point, Maryland	2,200,805	[*]
4/27/2022	Cove Point LNG, LP	GAIL Global (USA) LNG LLC	2011-128-LNG	Long-Term	France	Kita LNG	Cove Point, Maryland	995,726	[*]
4/28/2022	Cove Point LNG, LP	ST Cove Point LLC	2011-128-LNG	Long-Term	United Kingdom	Energy Liberty	Cove Point, Maryland	3,465,635	
5/1/2022	Cove Point LNG, LP	ST Cove Point LLC	2011-128-LNG	Long-Term	Spain	Gaslog Chelsea	Cove Point, Maryland	1,394,647	
5/5/2022	Cove Point LNG, LP	GAIL Global (USA) LNG LLC	2011-128-LNG	Long-Term	Spain	British Sponsor	Cove Point, Maryland	3,213,188	
5/12/2022	Cove Point LNG, LP	ST Cove Point LLC	2011-128-LNG	Long-Term	France	Rias Baixas Knutsen	Cove Point, Maryland	3,260,991	[*]
5/12/2022	Cove Point LNG, LP	ST Cove Point LLC	2011-128-LNG	Long-Term	Spain	Rias Baixas Knutsen	Cove Point, Maryland	514,291	[*]
5/14/2022	Cove Point LNG, LP	GAIL Global (USA) LNG LLC	2011-128-LNG	Long-Term	India	Grace Emilia	Cove Point, Maryland	3,651,784	
5/20/2022	Cove Point LNG, LP	ST Cove Point LLC	2011-128-LNG	Long-Term	India	LNG Enterprise	Cove Point, Maryland	3,500,414	
5/24/2022	Cove Point LNG, LP	GAIL Global (USA) LNG LLC	2011-128-LNG	Long-Term	Japan	Adamastos	Cove Point, Maryland	3,207,015	
5/31/2022	Cove Point LNG, LP	ST Cove Point LLC	2011-128-LNG	Long-Term	Japan	Energy Universe	Cove Point, Maryland	3,473,044	
6/4/2022	Cove Point LNG, LP	GAIL Global (USA) LNG LLC	2011-128-LNG	Long-Term	Netherlands	LNG Rosenrot	Cove Point, Maryland	3,721,206	
6/10/2022	Cove Point LNG, LP	ST Cove Point LLC	2011-128-LNG	Long-Term	Spain	Maran Gas Ithaca	Cove Point, Maryland	3,488,880	
6/15/2022	Cove Point LNG, LP	GAIL Global (USA) LNG LLC	2011-128-LNG	Long-Term	India	Gail Bhuwan	Cove Point, Maryland	3,808,181	
6/21/2022	Cove Point LNG, LP	ST Cove Point LLC	2011-128-LNG	Long-Term	Japan	Energy Glory	Cove Point, Maryland	3,483,315	
6/25/2022	Cove Point LNG, LP	GAIL Global (USA) LNG LLC	2011-128-LNG	Long-Term	France	Diamond Gas Victoria	Cove Point, Maryland	3,211,601	
6/29/2022	Cove Point LNG, LP	ST Cove Point LLC	2011-128-LNG	Long-Term	Argentina	British Achiever	Cove Point, Maryland	1,411,952	[*]
6/29/2022	Cove Point LNG, LP	BP Energy Company	2011-128-LNG	Short-Term	Argentina	British Achiever	Cove Point, Maryland	577,834	[9],[*]
7/3/2022	Cove Point LNG, LP	ST Cove Point LLC	2011-128-LNG	Long-Term	Japan	Energy Liberty	Cove Point, Maryland	3,466,398	

[5] Spot – a one-time transaction for near-term delivery of a specific quantity of LNG at a specific location. Spot cargos could be included in either long-term or short-term authorized types.

[\*] Split cargo – a single shipment of LNG where portions of the cargo have different transactional characteristics. For instance, a single cargo can have more than one buyer, supplier, price, unloading port, loading port, or DOE authorization.

[C] Commissioning cargo – pre-commercial cargo loaded while export facility operations are still undergoing final testing and inspection. Commissioning cargos may occur multiple times for the same facility as individual LNG trains enter service.

Countries of destination are current as of publication date. Any updates to countries of destination reported will be published in the next scheduled LNG Monthly.

**VESSEL-BORNE EXPORTS OF DOMESTICALLY-PRODUCED LIQUEFIED NATURAL GAS (LNG)**

Table 2a(ii)

Date of Departure	Name of Exporter	Supplier	Docket Number	Docket Term	Country of Destination	Name of Tanker	Departure Terminal	Volume (Mcf of Natural Gas)	Notes
7/6/2022	Cove Point LNG, LP	GAIL Global (USA) LNG LLC	2011-128-LNG	Long-Term	Greece	Elisa Aquila	Cove Point, Maryland	3,212,718	
7/10/2022	Cove Point LNG, LP	ST Cove Point LLC	2011-128-LNG	Long-Term	Italy	Aristidis I	Cove Point, Maryland	1,011,154	
7/13/2022	Cove Point LNG, LP	ST Cove Point LLC	2011-128-LNG	Long-Term	Netherlands	Maran Gas Ithaca	Cove Point, Maryland	3,659,407	
7/16/2022	Cove Point LNG, LP	GAIL Global (USA) LNG LLC	2011-128-LNG	Long-Term	India	Grace Emilia	Cove Point, Maryland	3,669,075	
7/20/2022	Cove Point LNG, LP	ST Cove Point LLC	2011-128-LNG	Long-Term	Italy	Aristidis I	Cove Point, Maryland	801,580	[*]
7/20/2022	Cove Point LNG, LP	BP Energy Company	2011-128-LNG	Short-Term	Italy	Aristidis I	Cove Point, Maryland	463,940	[*],[§]
7/25/2022	Cove Point LNG, LP	GAIL Global (USA) LNG LLC	2011-128-LNG	Long-Term	France	Celsius Copenhagen	Cove Point, Maryland	3,407,034	
7/29/2022	Cove Point LNG, LP	ST Cove Point LLC	2011-128-LNG	Long-Term	Greece	SK Audace	Cove Point, Maryland	3,564,045	
7/31/2022	Cove Point LNG, LP	ST Cove Point LLC	2011-128-LNG	Long-Term	Italy	Flex Courageous	Cove Point, Maryland	945,779	
8/4/2022	Cove Point LNG, LP	GAIL Global (USA) LNG LLC	2011-128-LNG	Long-Term	Netherlands	BW Magnolia	Cove Point, Maryland	2,859,280	[*]
8/5/2022	Cove Point LNG, LP	GAIL Global (USA) LNG LLC	2011-128-LNG	Long-Term	Poland	BW Magnolia	Cove Point, Maryland	351,111	[*]
8/10/2022	Cove Point LNG, LP	ST Cove Point LLC	2011-115-LNG	Long-Term	South Korea	Innovator	Cove Point, Maryland	3,471,581	
8/15/2022	Cove Point LNG, LP	GAIL Global (USA) LNG LLC	2011-128-LNG	Long-Term	India	Gail Bhuwan	Cove Point, Maryland	3,803,731	
8/18/2022	Cove Point LNG, LP	ST Cove Point LLC	2011-115-LNG	Long-Term	South Korea	Prism Diversity	Cove Point, Maryland	3,567,928	
8/21/2022	Cove Point LNG, LP	BP Energy Company	2011-128-LNG	Short-Term	Lithuania	British Achiever	Cove Point, Maryland	515,800	[§]
8/27/2022	Cove Point LNG, LP	GAIL Global (USA) LNG LLC	2011-115-LNG	Long-Term	South Korea	Golar Crystal	Cove Point, Maryland	3,388,030	
8/29/2022	Cove Point LNG, LP	ST Cove Point LLC	2011-128-LNG	Long-Term	Netherlands	Energy Glory	Cove Point, Maryland	3,465,811	
9/6/2022	Cove Point LNG, LP	GAIL Global (USA) LNG LLC	2011-128-LNG	Long-Term	Japan	Golar Tundra	Cove Point, Maryland	3,349,478	
9/11/2022	Cove Point LNG, LP	ST Cove Point LLC	2011-128-LNG	Long-Term	United Kingdom	Energy Liberty	Cove Point, Maryland	3,467,708	
9/16/2022	Cove Point LNG, LP	GAIL Global (USA) LNG LLC	2011-128-LNG	Long-Term	India	Grace Emilia	Cove Point, Maryland	3,660,206	
9/19/2022	Cove Point LNG, LP	ST Cove Point LLC	2011-128-LNG	Long-Term	Croatia	Rias Baixas Knutsen	Cove Point, Maryland	2,922,957	[*]
9/19/2022	Cove Point LNG, LP	ST Cove Point LLC	2011-128-LNG	Long-Term	Spain	Rias Baixas Knutsen	Cove Point, Maryland	855,434	[*]
9/23/2022	Cove Point LNG, LP	BP Energy Company	2011-128-LNG	Short-Term	Turkey	Attalos	Cove Point, Maryland	438,562	[*]
9/23/2022	Cove Point LNG, LP	ST Cove Point LLC	2011-128-LNG	Long-Term	Turkey	Attalos	Cove Point, Maryland	583,541	[*]
9/30/2022	Cove Point LNG, LP	ST Cove Point LLC	2011-128-LNG	Long-Term	United Kingdom	LNG Bonny II	Cove Point, Maryland	3,549,711	
11/1/2022	Cove Point LNG, LP	GAIL Global (USA) LNG LLC	2011-128-LNG	Long-Term	United Kingdom	LNG Bonny II	Cove Point, Maryland	3,306,341	
11/5/2022	Cove Point LNG, LP	GAIL Global (USA) LNG LLC	2011-128-LNG	Long-Term	United Kingdom	LNG Schneeweisschen	Cove Point, Maryland	3,202,108	
11/10/2022	Cove Point LNG, LP	ST Cove Point LLC	2011-128-LNG	Long-Term	Turkey	Energy Universe	Cove Point, Maryland	3,486,461	
11/15/2022	Cove Point LNG, LP	GAIL Global (USA) LNG LLC	2011-128-LNG	Long-Term	India	Grace Emilia	Cove Point, Maryland	3,658,316	
11/21/2022	Cove Point LNG, LP	ST Cove Point LLC	2011-128-LNG	Long-Term	Spain	Energy Glory	Cove Point, Maryland	3,468,444	
11/22/2022	Cove Point LNG, LP	GAIL Global (USA) LNG LLC	2011-128-LNG	Long-Term	United Kingdom	Golar Snow	Cove Point, Maryland	3,303,157	
12/1/2022	Cove Point LNG, LP	ST Cove Point LLC	2011-128-LNG	Long-Term	United Kingdom	Prism Agility	Cove Point, Maryland	3,509,004	
12/6/2022	Cove Point LNG, LP	GAIL Global (USA) LNG LLC	2011-128-LNG	Long-Term	India	Gail Bhuwan	Cove Point, Maryland	3,645,851	
12/9/2022	Cove Point LNG, LP	ST Cove Point LLC	2011-128-LNG	Long-Term	China	Elisa Aquila	Cove Point, Maryland	681,265	
12/9/2022	Cove Point LNG, LP	ST Cove Point LLC	2011-128-LNG	Long-Term	Indonesia	Elisa Aquila	Cove Point, Maryland	2,820,823	
12/13/2022	Cove Point LNG, LP	GAIL Global (USA) LNG LLC	2011-128-LNG	Long-Term	Turkey	LNG Bonny II	Cove Point, Maryland	3,306,755	
12/17/2022	Cove Point LNG, LP	BP Energy Company	2011-128-LNG	Short-Term	Spain	Gaslog Westminster	Cove Point, Maryland	1,411,842	
12/19/2022	Cove Point LNG, LP	ST Cove Point LLC	2011-128-LNG	Long-Term	France	Maran Gas Vergina	Cove Point, Maryland	3,637,939	
12/26/2022	Cove Point LNG, LP	GAIL Global (USA) LNG LLC	2011-128-LNG	Long-Term	India	Castillo de Santisteban	Cove Point, Maryland	3,678,382	
12/29/2022	Cove Point LNG, LP	ST Cove Point LLC	2011-128-LNG	Long-Term	Japan	Energy Innovator	Cove Point, Maryland	3,444,257	
12/31/2022	Cove Point LNG, LP	GAIL Global (USA) LNG LLC	2011-128-LNG	Long-Term	India	Grace Emilia	Cove Point, Maryland	3,650,515	
<b>TOTAL Exports of LNG from Cove Point</b>								<b>245,914,431</b>	

[§] Spot – a one-time transaction for near-term delivery of a specific quantity of LNG at a specific location. Spot cargos could be included in either long-term or short-term authorized types.  
[\*] Split cargo – a single shipment of LNG where portions of the cargo have different transactional characteristics. For instance, a single cargo can have more than one buyer, supplier, price, unloading port, loading port, or DOE authorization.  
[C] Commissioning cargo – pre-commercial cargo loaded while export facility operations are still undergoing final testing and inspection. Commissioning cargos may occur multiple times for the same facility as individual LNG trains enter service.  
Countries of destination are current as of publication date. Any updates to countries of destination reported will be published in the next scheduled LNG Monthly.

**VESSEL-BORNE EXPORTS OF DOMESTICALLY-PRODUCED LIQUEFIED NATURAL GAS (LNG)**

Table 2a(iii)

Date of Departure	Name of Exporter	Supplier	Docket Number	Docket Term	Country of Destination	Name of Tanker	Departure Terminal	Volume (Mcf of Natural Gas)	Notes
1/1/2022	Cheniere Marketing, LLC and Corpus Christi Liquefaction, LLC	Corpus Christi Liquefaction, LLC	2012-97-LNG	Long-Term	Spain	Gaslog Warsaw	Corpus Christi, Texas	3,805,904	
1/2/2022	Cheniere Marketing, LLC and Corpus Christi Liquefaction, LLC	Corpus Christi Liquefaction, LLC	2012-97-LNG	Long-Term	United Kingdom	Traiano Knutsen	Corpus Christi, Texas	3,315,361	
1/3/2022	Cheniere Marketing, LLC and Corpus Christi Liquefaction, LLC	Corpus Christi Liquefaction, LLC	2012-97-LNG	Long-Term	France	LNG Sakura	Corpus Christi, Texas	3,771,395	
1/5/2022	Cheniere Marketing, LLC and Corpus Christi Liquefaction, LLC	Corpus Christi Liquefaction, LLC	2019-124-LNG	Long-Term	Dominican Republic	Point Fortin	Corpus Christi, Texas	3,294,865	
1/7/2022	Cheniere Marketing, LLC and Corpus Christi Liquefaction, LLC	Corpus Christi Liquefaction, LLC	2012-97-LNG	Long-Term	Japan	Woodside Chaney	Corpus Christi, Texas	3,714,907	
1/9/2022	Cheniere Marketing, LLC and Corpus Christi Liquefaction, LLC	Corpus Christi Liquefaction, LLC	2019-124-LNG	Long-Term	South Korea	Marvel Heron	Corpus Christi, Texas	3,755,434	
1/10/2022	Cheniere Marketing, LLC and Corpus Christi Liquefaction, LLC	Corpus Christi Liquefaction, LLC	2012-97-LNG	Long-Term	Spain	Merchant	Corpus Christi, Texas	2,947,561	
1/11/2022	Cheniere Marketing, LLC and Corpus Christi Liquefaction, LLC	Corpus Christi Liquefaction, LLC	2012-97-LNG	Long-Term	United Kingdom	Adamastos	Corpus Christi, Texas	3,705,456	
1/13/2022	Cheniere Marketing, LLC and Corpus Christi Liquefaction, LLC	Corpus Christi Liquefaction, LLC	2012-97-LNG	Long-Term	United Kingdom	BW Pavilion Leeara	Corpus Christi, Texas	3,447,091	
1/16/2022	Cheniere Marketing, LLC and Corpus Christi Liquefaction, LLC	Corpus Christi Liquefaction, LLC	2012-97-LNG	Long-Term	Japan	Gaslog Wales	Corpus Christi, Texas	3,781,935	
1/16/2022	Cheniere Marketing, LLC and Corpus Christi Liquefaction, LLC	Corpus Christi Liquefaction, LLC	2012-97-LNG	Long-Term	Japan	Marvel Eagle	Corpus Christi, Texas	3,338,642	
1/18/2022	Cheniere Marketing, LLC and Corpus Christi Liquefaction, LLC	Corpus Christi Liquefaction, LLC	2012-97-LNG	Long-Term	Netherlands	Valencia Knutsen	Corpus Christi, Texas	3,411,614	
1/19/2022	Cheniere Marketing, LLC and Corpus Christi Liquefaction, LLC	Corpus Christi Liquefaction, LLC	2012-97-LNG	Long-Term	United Kingdom	Hellas Athina	Corpus Christi, Texas	3,718,396	
1/21/2022	Cheniere Marketing, LLC and Corpus Christi Liquefaction, LLC	Corpus Christi Liquefaction, LLC	2012-97-LNG	Long-Term	Spain	Adriano Knutsen	Corpus Christi, Texas	3,796,190	
1/23/2022	Cheniere Marketing, LLC and Corpus Christi Liquefaction, LLC	Corpus Christi Liquefaction, LLC	2012-97-LNG	Long-Term	Italy	Flex Vigilant	Corpus Christi, Texas	3,431,375	
1/25/2022	Cheniere Marketing, LLC and Corpus Christi Liquefaction, LLC	Corpus Christi Liquefaction, LLC	2019-124-LNG	Long-Term	Dominican Republic	Point Fortin	Corpus Christi, Texas	1,869,014	[*]
1/25/2022	Cheniere Marketing, LLC and Corpus Christi Liquefaction, LLC	Corpus Christi Liquefaction, LLC	2019-124-LNG	Long-Term	Panama	Point Fortin	Corpus Christi, Texas	1,382,004	[*]
1/26/2022	Cheniere Marketing, LLC and Corpus Christi Liquefaction, LLC	Corpus Christi Liquefaction, LLC	2012-97-LNG	Long-Term	Brazil	La Mancha Knutsen	Corpus Christi, Texas	3,641,163	
1/27/2022	Cheniere Marketing, LLC and Corpus Christi Liquefaction, LLC	Corpus Christi Liquefaction, LLC	2012-97-LNG	Long-Term	Taiwan	Methane Heather Sally	Corpus Christi, Texas	2,826,437	
1/30/2022	Cheniere Marketing, LLC and Corpus Christi Liquefaction, LLC	Corpus Christi Liquefaction, LLC	2012-97-LNG	Long-Term	Spain	Traiano Knutsen	Corpus Christi, Texas	3,799,527	
2/1/2022	Cheniere Marketing, LLC and Corpus Christi Liquefaction, LLC	Corpus Christi Liquefaction, LLC	2012-97-LNG	Long-Term	France	Hellas Diana	Corpus Christi, Texas	3,714,462	
2/2/2022	Cheniere Marketing, LLC and Corpus Christi Liquefaction, LLC	Corpus Christi Liquefaction, LLC	2012-97-LNG	Long-Term	Turkey	Vivit Americas Lng	Corpus Christi, Texas	3,509,088	
2/3/2022	Cheniere Marketing, LLC and Corpus Christi Liquefaction, LLC	Corpus Christi Liquefaction, LLC	2012-97-LNG	Long-Term	Italy	Maran Gas Alexandria	Corpus Christi, Texas	3,360,810	
2/5/2022	Cheniere Marketing, LLC and Corpus Christi Liquefaction, LLC	Corpus Christi Liquefaction, LLC	2012-97-LNG	Long-Term	Greece	MOL Hestia	Corpus Christi, Texas	3,499,263	
2/6/2022	Cheniere Marketing, LLC and Corpus Christi Liquefaction, LLC	Corpus Christi Liquefaction, LLC	2012-97-LNG	Long-Term	France	Celsius Charlotte	Corpus Christi, Texas	3,740,434	

[S] Spot – a one-time transaction for near-term delivery of a specific quantity of LNG at a specific location. Spot cargos could be included in either long-term or short-term authorized types.

[\*] Split cargo – a single shipment of LNG where portions of the cargo have different transactional characteristics. For instance, a single cargo can have more than one buyer, supplier, price, unloading port, loading port, or DOE authorization.

[C] Commissioning cargo – pre-commercial cargo loaded while export facility operations are still undergoing final testing and inspection. Commissioning cargos may occur multiple times for the same facility as individual LNG trains enter service.

Countries of destination are current as of publication date. Any updates to countries of destination reported will be published in the next scheduled LNG Monthly.

**VESSEL-BORNE EXPORTS OF DOMESTICALLY-PRODUCED LIQUEFIED NATURAL GAS (LNG)**

Table 2a(iii)

Date of Departure	Name of Exporter	Supplier	Docket Number	Docket Term	Country of Destination	Name of Tanker	Departure Terminal	Volume (Mcf of Natural Gas)	Notes
2/7/2022	Cheniere Marketing, LLC and Corpus Christi Liquefaction, LLC	Corpus Christi Liquefaction, LLC	2012-97-LNG	Long-Term	Spain	Gaslog Warsaw	Corpus Christi, Texas	3,790,626	
2/9/2022	Cheniere Marketing, LLC and Corpus Christi Liquefaction, LLC	Corpus Christi Liquefaction, LLC	2012-97-LNG	Long-Term	Poland	Castillo De Celdelas	Corpus Christi, Texas	3,801,003	
2/11/2022	Cheniere Marketing, LLC and Corpus Christi Liquefaction, LLC	Corpus Christi Liquefaction, LLC	2012-97-LNG	Long-Term	Spain	Adamastos	Corpus Christi, Texas	3,703,304	
2/13/2022	Cheniere Marketing, LLC and Corpus Christi Liquefaction, LLC	Corpus Christi Liquefaction, LLC	2012-97-LNG	Long-Term	France	Maran Gas Andros	Corpus Christi, Texas	3,701,099	
2/14/2022	Cheniere Marketing, LLC and Corpus Christi Liquefaction, LLC	Corpus Christi Liquefaction, LLC	2012-97-LNG	Long-Term	Portugal	Cool Discoverer	Corpus Christi, Texas	3,702,896	
2/17/2022	Cheniere Marketing, LLC and Corpus Christi Liquefaction, LLC	Corpus Christi Liquefaction, LLC	2012-97-LNG	Long-Term	France	Hellas Athina	Corpus Christi, Texas	3,713,923	
2/18/2022	Cheniere Marketing, LLC and Corpus Christi Liquefaction, LLC	Corpus Christi Liquefaction, LLC	2012-97-LNG	Long-Term	Belgium	Rias Baixas Knutsen	Corpus Christi, Texas	683,669	[*]
2/18/2022	Cheniere Marketing, LLC and Corpus Christi Liquefaction, LLC	Corpus Christi Liquefaction, LLC	2012-97-LNG	Long-Term	Lithuania	Rias Baixas Knutsen	Corpus Christi, Texas	3,131,150	[*]
2/19/2022	Cheniere Marketing, LLC and Corpus Christi Liquefaction, LLC	Corpus Christi Liquefaction, LLC	2012-97-LNG	Long-Term	United Kingdom	Maran Gas Ithaca	Corpus Christi, Texas	3,712,909	
2/21/2022	Cheniere Marketing, LLC and Corpus Christi Liquefaction, LLC	Corpus Christi Liquefaction, LLC	2012-97-LNG	Long-Term	Croatia	Castillo de Villalba	Corpus Christi, Texas	2,935,392	
2/22/2022	Cheniere Marketing, LLC and Corpus Christi Liquefaction, LLC	Corpus Christi Liquefaction, LLC	2012-97-LNG	Long-Term	Spain	Adriano Knutsen	Corpus Christi, Texas	3,740,341	
2/24/2022	Cheniere Marketing, LLC and Corpus Christi Liquefaction, LLC	Corpus Christi Liquefaction, LLC	2012-99-LNG	Long-Term	Panama	Minerva Limnos	Corpus Christi, Texas	3,069,300	
2/25/2022	Cheniere Marketing, LLC and Corpus Christi Liquefaction, LLC	Corpus Christi Liquefaction, LLC	2012-97-LNG	Long-Term	Belgium	Flex Ranger	Corpus Christi, Texas	3,713,695	
2/27/2022	Cheniere Marketing, LLC and Corpus Christi Liquefaction, LLC	Corpus Christi Liquefaction, LLC	2012-97-LNG	Long-Term	Japan	Enshu Maru	Corpus Christi, Texas	3,534,764	
2/28/2022	Cheniere Marketing, LLC and Corpus Christi Liquefaction, LLC	Corpus Christi Liquefaction, LLC	2012-97-LNG	Long-Term	France	ORION SEA	Corpus Christi, Texas	3,419,191	
3/2/2022	Cheniere Marketing, LLC and Corpus Christi Liquefaction, LLC	Corpus Christi Liquefaction, LLC	2012-97-LNG	Long-Term	France	Traiano Knutsen	Corpus Christi, Texas	3,734,131	
3/4/2022	Cheniere Marketing, LLC and Corpus Christi Liquefaction, LLC	Corpus Christi Liquefaction, LLC	2012-99-LNG	Long-Term	Dominican Republic	Point Fortin	Corpus Christi, Texas	3,211,149	
3/5/2022	Cheniere Marketing, LLC and Corpus Christi Liquefaction, LLC	Corpus Christi Liquefaction, LLC	2012-97-LNG	Long-Term	Greece	SK Audace	Corpus Christi, Texas	869,641	[*]
3/5/2022	Cheniere Marketing, LLC and Corpus Christi Liquefaction, LLC	Corpus Christi Liquefaction, LLC	2012-97-LNG	Long-Term	Turkey	SK Audace	Corpus Christi, Texas	2,922,161	[*]
3/7/2022	Cheniere Marketing, LLC and Corpus Christi Liquefaction, LLC	Corpus Christi Liquefaction, LLC	2012-97-LNG	Long-Term	Netherlands	Hellas Diana	Corpus Christi, Texas	3,713,599	
3/10/2022	Cheniere Marketing, LLC and Corpus Christi Liquefaction, LLC	Corpus Christi Liquefaction, LLC	2012-97-LNG	Long-Term	Spain	Maran Gas Posidonia	Corpus Christi, Texas	3,446,417	
3/13/2022	Cheniere Marketing, LLC and Corpus Christi Liquefaction, LLC	Corpus Christi Liquefaction, LLC	2012-97-LNG	Long-Term	Belgium	Global Sealine	Corpus Christi, Texas	3,551,427	
3/13/2022	Cheniere Marketing, LLC and Corpus Christi Liquefaction, LLC	Corpus Christi Liquefaction, LLC	2012-97-LNG	Long-Term	Spain	Adamastos	Corpus Christi, Texas	3,698,065	
3/15/2022	Cheniere Marketing, LLC and Corpus Christi Liquefaction, LLC	Corpus Christi Liquefaction, LLC	2012-97-LNG	Long-Term	Portugal	Cool Discoverer	Corpus Christi, Texas	3,711,637	
3/17/2022	Cheniere Marketing, LLC and Corpus Christi Liquefaction, LLC	Corpus Christi Liquefaction, LLC	2012-97-LNG	Long-Term	India	Maran Gas Amorgos	Corpus Christi, Texas	3,418,548	

[S] Spot – a one-time transaction for near-term delivery of a specific quantity of LNG at a specific location. Spot cargos could be included in either long-term or short-term authorized types.

[\*] Split cargo – a single shipment of LNG where portions of the cargo have different transactional characteristics. For instance, a single cargo can have more than one buyer, supplier, price, unloading port, loading port, or DOE authorization.

[C] Commissioning cargo – pre-commercial cargo loaded while export facility operations are still undergoing final testing and inspection. Commissioning cargos may occur multiple times for the same facility as individual LNG trains enter service.

Countries of destination are current as of publication date. Any updates to countries of destination reported will be published in the next scheduled LNG Monthly.



**VESSEL-BORNE EXPORTS OF DOMESTICALLY-PRODUCED LIQUEFIED NATURAL GAS (LNG)**

Table 2a(iii)

Date of Departure	Name of Exporter	Supplier	Docket Number	Docket Term	Country of Destination	Name of Tanker	Departure Terminal	Volume (Mcf of Natural Gas)	Notes
3/19/2022	Cheniere Marketing, LLC and Corpus Christi Liquefaction, LLC	Corpus Christi Liquefaction, LLC	2012-97-LNG	Long-Term	Spain	Ribera del Duero Knutsen	Corpus Christi, Texas	3,720,437	
3/21/2022	Cheniere Marketing, LLC and Corpus Christi Liquefaction, LLC	Corpus Christi Liquefaction, LLC	2012-97-LNG	Long-Term	Portugal	Gaslog Winchester	Corpus Christi, Texas	1,130,830	[*]
3/21/2022	Cheniere Marketing, LLC and Corpus Christi Liquefaction, LLC	Corpus Christi Liquefaction, LLC	2012-97-LNG	Long-Term	Taiwan	Gaslog Winchester	Corpus Christi, Texas	2,722,288	[*]
3/23/2022	Cheniere Marketing, LLC and Corpus Christi Liquefaction, LLC	Corpus Christi Liquefaction, LLC	2019-124-LNG	Long-Term	United Kingdom	BW Pavilion Vanda	Corpus Christi, Texas	3,445,132	
3/24/2022	Cheniere Marketing, LLC and Corpus Christi Liquefaction, LLC	Corpus Christi Liquefaction, LLC	2019-124-LNG	Long-Term	Spain	Gaslog Warsaw	Corpus Christi, Texas	3,508,843	
3/26/2022	Cheniere Marketing, LLC and Corpus Christi Liquefaction, LLC	Corpus Christi Liquefaction, LLC	2012-99-LNG	Long-Term	Chile	Point Fortin	Corpus Christi, Texas	3,213,779	
3/28/2022	Cheniere Marketing, LLC and Corpus Christi Liquefaction, LLC	Corpus Christi Liquefaction, LLC	2019-124-LNG	Long-Term	Taiwan	Cobia LNG	Corpus Christi, Texas	3,514,023	
3/30/2022	Cheniere Marketing, LLC and Corpus Christi Liquefaction, LLC	Corpus Christi Liquefaction, LLC	2019-124-LNG	Long-Term	Spain	Adriano Knutsen	Corpus Christi, Texas	3,733,476	
3/31/2022	Cheniere Marketing, LLC and Corpus Christi Liquefaction, LLC	Corpus Christi Liquefaction, LLC	2019-124-LNG	Long-Term	France	Merchant	Corpus Christi, Texas	2,881,127	
4/1/2022	Cheniere Marketing, LLC and Corpus Christi Liquefaction, LLC	Corpus Christi Liquefaction, LLC	2012-97-LNG	Long-Term	Italy	Castillo De Merida	Corpus Christi, Texas	3,510,308	
4/4/2022	Cheniere Marketing, LLC and Corpus Christi Liquefaction, LLC	Corpus Christi Liquefaction, LLC	2012-97-LNG	Long-Term	France	Sohshu Maru	Corpus Christi, Texas	3,778,811	
4/5/2022	Cheniere Marketing, LLC and Corpus Christi Liquefaction, LLC	Corpus Christi Liquefaction, LLC	2012-97-LNG	Long-Term	France	Hellas Diana	Corpus Christi, Texas	3,718,766	
4/7/2022	Cheniere Marketing, LLC and Corpus Christi Liquefaction, LLC	Corpus Christi Liquefaction, LLC	2012-97-LNG	Long-Term	Lithuania	BW Pavilion Aranthera	Corpus Christi, Texas	3,510,904	
4/9/2022	Cheniere Marketing, LLC and Corpus Christi Liquefaction, LLC	Corpus Christi Liquefaction, LLC	2012-97-LNG	Long-Term	France	LNG Fukurokuju	Corpus Christi, Texas	3,215,430	
4/11/2022	Cheniere Marketing, LLC and Corpus Christi Liquefaction, LLC	Corpus Christi Liquefaction, LLC	2012-97-LNG	Long-Term	Turkey	Maria Energy	Corpus Christi, Texas	3,689,838	
4/13/2022	Cheniere Marketing, LLC and Corpus Christi Liquefaction, LLC	Corpus Christi Liquefaction, LLC	2012-97-LNG	Long-Term	Croatia	BW Pavilion Leeara	Corpus Christi, Texas	3,466,924	
4/15/2022	Cheniere Marketing, LLC and Corpus Christi Liquefaction, LLC	Corpus Christi Liquefaction, LLC	2012-97-LNG	Long-Term	Netherlands	Adamastos	Corpus Christi, Texas	3,701,814	
4/16/2022	Cheniere Marketing, LLC and Corpus Christi Liquefaction, LLC	Corpus Christi Liquefaction, LLC	2012-97-LNG	Long-Term	Portugal	Cool Discoverer	Corpus Christi, Texas	2,982,889	
4/18/2022	Cheniere Marketing, LLC and Corpus Christi Liquefaction, LLC	Corpus Christi Liquefaction, LLC	2012-97-LNG	Long-Term	Taiwan	Global Sealine	Corpus Christi, Texas	3,411,047	
4/19/2022	Cheniere Marketing, LLC and Corpus Christi Liquefaction, LLC	Corpus Christi Liquefaction, LLC	2012-97-LNG	Long-Term	Spain	Iberica Knutsen	Corpus Christi, Texas	2,947,582	
4/20/2022	Cheniere Marketing, LLC and Corpus Christi Liquefaction, LLC	Corpus Christi Liquefaction, LLC	2012-97-LNG	Long-Term	Taiwan	Methane Jane Elizabeth	Corpus Christi, Texas	2,731,326	
4/22/2022	Cheniere Marketing, LLC and Corpus Christi Liquefaction, LLC	Corpus Christi Liquefaction, LLC	2012-97-LNG	Long-Term	Portugal	Gaslog Warsaw	Corpus Christi, Texas	3,648,912	
4/24/2022	Cheniere Marketing, LLC and Corpus Christi Liquefaction, LLC	Corpus Christi Liquefaction, LLC	2012-97-LNG	Long-Term	Spain	Marvel Hawk	Corpus Christi, Texas	3,720,473	
4/25/2022	Cheniere Marketing, LLC and Corpus Christi Liquefaction, LLC	Corpus Christi Liquefaction, LLC	2012-97-LNG	Long-Term	China	Gaslog Seattle	Corpus Christi, Texas	3,159,895	
4/27/2022	Cheniere Marketing, LLC and Corpus Christi Liquefaction, LLC	Corpus Christi Liquefaction, LLC	2012-97-LNG	Long-Term	Netherlands	Maran Gas Vergina	Corpus Christi, Texas	3,249,420	

[S] Spot – a one-time transaction for near-term delivery of a specific quantity of LNG at a specific location. Spot cargos could be included in either long-term or short-term authorized types.

[\*] Split cargo – a single shipment of LNG where portions of the cargo have different transactional characteristics. For instance, a single cargo can have more than one buyer, supplier, price, unloading port, loading port, or DOE authorization.

[C] Commissioning cargo – pre-commercial cargo loaded while export facility operations are still undergoing final testing and inspection. Commissioning cargos may occur multiple times for the same facility as individual LNG trains enter service.

Countries of destination are current as of publication date. Any updates to countries of destination reported will be published in the next scheduled LNG Monthly.

**VESSEL-BORNE EXPORTS OF DOMESTICALLY-PRODUCED LIQUEFIED NATURAL GAS (LNG)**

Table 2a(iii)

Date of Departure	Name of Exporter	Supplier	Docket Number	Docket Term	Country of Destination	Name of Tanker	Departure Terminal	Volume (Mcf of Natural Gas)	Notes
4/29/2022	Cheniere Marketing, LLC and Corpus Christi Liquefaction, LLC	Corpus Christi Liquefaction, LLC	2012-97-LNG	Long-Term	Spain	Adriano Knutsen	Corpus Christi, Texas	3,824,837	
5/1/2022	Cheniere Marketing, LLC and Corpus Christi Liquefaction, LLC	Corpus Christi Liquefaction, LLC	2012-97-LNG	Long-Term	Taiwan	Stena Blue Sky	Corpus Christi, Texas	2,917,758	
5/2/2022	Cheniere Marketing, LLC and Corpus Christi Liquefaction, LLC	Corpus Christi Liquefaction, LLC	2012-97-LNG	Long-Term	Greece	La Mancha Knutsen	Corpus Christi, Texas	3,032,888	
5/4/2022	Cheniere Marketing, LLC and Corpus Christi Liquefaction, LLC	Corpus Christi Liquefaction, LLC	2012-97-LNG	Long-Term	United Kingdom	Stena Crystal Sky	Corpus Christi, Texas	3,716,941	
5/5/2022	Cheniere Marketing, LLC and Corpus Christi Liquefaction, LLC	Corpus Christi Liquefaction, LLC	2012-97-LNG	Long-Term	Argentina	Hellas Athina	Corpus Christi, Texas	2,225,193	[*]
5/5/2022	Cheniere Marketing, LLC and Corpus Christi Liquefaction, LLC	Corpus Christi Liquefaction, LLC	2012-97-LNG	Long-Term	Brazil	Hellas Athina	Corpus Christi, Texas	1,495,685	[*]
5/7/2022	Cheniere Marketing, LLC and Corpus Christi Liquefaction, LLC	Corpus Christi Liquefaction, LLC	2012-97-LNG	Long-Term	Taiwan	Flex Vigilant	Corpus Christi, Texas	3,555,835	
5/9/2022	Cheniere Marketing, LLC and Corpus Christi Liquefaction, LLC	Corpus Christi Liquefaction, LLC	2012-99-LNG	Long-Term	Dominican Republic	LNG Fukurokuju	Corpus Christi, Texas	3,275,792	
5/10/2022	Cheniere Marketing, LLC and Corpus Christi Liquefaction, LLC	Corpus Christi Liquefaction, LLC	2012-99-LNG	Long-Term	Chile	Point Fortin	Corpus Christi, Texas	3,219,594	
5/12/2022	Cheniere Marketing, LLC and Corpus Christi Liquefaction, LLC	Corpus Christi Liquefaction, LLC	2012-97-LNG	Long-Term	Spain	Traiano Knutsen	Corpus Christi, Texas	3,743,269	
5/14/2022	Cheniere Marketing, LLC and Corpus Christi Liquefaction, LLC	Corpus Christi Liquefaction, LLC	2012-97-LNG	Long-Term	Taiwan	Fuji LNG	Corpus Christi, Texas	3,088,102	
5/16/2022	Cheniere Marketing, LLC and Corpus Christi Liquefaction, LLC	Corpus Christi Liquefaction, LLC	2012-97-LNG	Long-Term	Poland	Gaslog Westminster	Corpus Christi, Texas	3,703,922	
5/18/2022	Cheniere Marketing, LLC and Corpus Christi Liquefaction, LLC	Corpus Christi Liquefaction, LLC	2012-97-LNG	Long-Term	Portugal	Cool Discoverer	Corpus Christi, Texas	1,925,034	[*]
5/18/2022	Cheniere Marketing, LLC and Corpus Christi Liquefaction, LLC	Corpus Christi Liquefaction, LLC	2012-97-LNG	Long-Term	Spain	Cool Discoverer	Corpus Christi, Texas	1,790,612	[*]
5/20/2022	Cheniere Marketing, LLC and Corpus Christi Liquefaction, LLC	Corpus Christi Liquefaction, LLC	2012-97-LNG	Long-Term	France	Yiannis	Corpus Christi, Texas	3,725,409	
5/22/2022	Cheniere Marketing, LLC and Corpus Christi Liquefaction, LLC	Corpus Christi Liquefaction, LLC	2012-97-LNG	Long-Term	Argentina	Castillo De Caldelas	Corpus Christi, Texas	3,515,401	
5/23/2022	Cheniere Marketing, LLC and Corpus Christi Liquefaction, LLC	Corpus Christi Liquefaction, LLC	2012-97-LNG	Long-Term	United Kingdom	Gaslog Warsaw	Corpus Christi, Texas	3,507,005	
5/25/2022	Cheniere Marketing, LLC and Corpus Christi Liquefaction, LLC	Corpus Christi Liquefaction, LLC	2012-97-LNG	Long-Term	Italy	BW Pavilion Leeara	Corpus Christi, Texas	3,458,597	
5/27/2022	Cheniere Marketing, LLC and Corpus Christi Liquefaction, LLC	Corpus Christi Liquefaction, LLC	2012-97-LNG	Long-Term	Kuwait	Global Sea Spirit	Corpus Christi, Texas	3,694,881	
5/29/2022	Cheniere Marketing, LLC and Corpus Christi Liquefaction, LLC	Corpus Christi Liquefaction, LLC	2012-97-LNG	Long-Term	Lithuania	Maran Gas Vergina	Corpus Christi, Texas	654,225	[*]
5/29/2022	Cheniere Marketing, LLC and Corpus Christi Liquefaction, LLC	Corpus Christi Liquefaction, LLC	2012-97-LNG	Long-Term	Netherlands	Maran Gas Vergina	Corpus Christi, Texas	894,107	[*]
5/29/2022	Cheniere Marketing, LLC and Corpus Christi Liquefaction, LLC	Corpus Christi Liquefaction, LLC	2012-97-LNG	Long-Term	Portugal	Maran Gas Vergina	Corpus Christi, Texas	1,962,603	[*]
5/30/2022	Cheniere Marketing, LLC and Corpus Christi Liquefaction, LLC	Corpus Christi Liquefaction, LLC	2012-99-LNG	Long-Term	Dominican Republic	ORION SEA	Corpus Christi, Texas	1,687,856	[*]
5/30/2022	Cheniere Marketing, LLC and Corpus Christi Liquefaction, LLC	Corpus Christi Liquefaction, LLC	2012-99-LNG	Long-Term	Panama	ORION SEA	Corpus Christi, Texas	1,192,019	[*]
6/1/2022	Cheniere Marketing, LLC and Corpus Christi Liquefaction, LLC	Corpus Christi Liquefaction, LLC	2012-97-LNG	Long-Term	Portugal	Adriano Knutsen	Corpus Christi, Texas	3,741,043	

[S] Spot – a one-time transaction for near-term delivery of a specific quantity of LNG at a specific location. Spot cargos could be included in either long-term or short-term authorized types.

[\*] Split cargo – a single shipment of LNG where portions of the cargo have different transactional characteristics. For instance, a single cargo can have more than one buyer, supplier, price, unloading port, loading port, or DOE authorization.

[C] Commissioning cargo – pre-commercial cargo loaded while export facility operations are still undergoing final testing and inspection. Commissioning cargos may occur multiple times for the same facility as individual LNG trains enter service.

Countries of destination are current as of publication date. Any updates to countries of destination reported will be published in the next scheduled LNG Monthly.

**VESSEL-BORNE EXPORTS OF DOMESTICALLY-PRODUCED LIQUEFIED NATURAL GAS (LNG)**

Table 2a(iii)

Date of Departure	Name of Exporter	Supplier	Docket Number	Docket Term	Country of Destination	Name of Tanker	Departure Terminal	Volume (Mcf of Natural Gas)	Notes
6/2/2022	Cheniere Marketing, LLC and Corpus Christi Liquefaction, LLC	Corpus Christi Liquefaction, LLC	2012-97-LNG	Long-Term	France	LNG Fukurokuju	Corpus Christi, Texas	3,208,069	
6/4/2022	Cheniere Marketing, LLC and Corpus Christi Liquefaction, LLC	Corpus Christi Liquefaction, LLC	2012-97-LNG	Long-Term	Spain	Castillo de Villalba	Corpus Christi, Texas	2,945,194	
6/6/2022	Cheniere Marketing, LLC and Corpus Christi Liquefaction, LLC	Corpus Christi Liquefaction, LLC	2012-97-LNG	Long-Term	India	Maria Energy	Corpus Christi, Texas	3,629,877	
6/7/2022	Cheniere Marketing, LLC and Corpus Christi Liquefaction, LLC	Corpus Christi Liquefaction, LLC	2012-99-LNG	Long-Term	South Korea	Tenergy	Corpus Christi, Texas	3,681,559	
6/9/2022	Cheniere Marketing, LLC and Corpus Christi Liquefaction, LLC	Corpus Christi Liquefaction, LLC	2012-97-LNG	Long-Term	Japan	Gaslog Wellington	Corpus Christi, Texas	3,826,223	
6/11/2022	Cheniere Marketing, LLC and Corpus Christi Liquefaction, LLC	Corpus Christi Liquefaction, LLC	2012-97-LNG	Long-Term	Spain	Traiano Knutsen	Corpus Christi, Texas	3,735,440	
6/13/2022	Cheniere Marketing, LLC and Corpus Christi Liquefaction, LLC	Corpus Christi Liquefaction, LLC	2012-99-LNG	Long-Term	Dominican Republic	Point Fortin	Corpus Christi, Texas	2,589,377	[*]
6/13/2022	Cheniere Marketing, LLC and Corpus Christi Liquefaction, LLC	Corpus Christi Liquefaction, LLC	2012-99-LNG	Long-Term	Panama	Point Fortin	Corpus Christi, Texas	623,438	[*]
6/14/2022	Cheniere Marketing, LLC and Corpus Christi Liquefaction, LLC	Corpus Christi Liquefaction, LLC	2012-97-LNG	Long-Term	Spain	Gaslog Winchester	Corpus Christi, Texas	3,842,497	
6/16/2022	Cheniere Marketing, LLC and Corpus Christi Liquefaction, LLC	Corpus Christi Liquefaction, LLC	2012-97-LNG	Long-Term	Greece	Diamond Gas Metropolis	Corpus Christi, Texas	265,888	[*]
6/16/2022	Cheniere Marketing, LLC and Corpus Christi Liquefaction, LLC	Corpus Christi Liquefaction, LLC	2012-97-LNG	Long-Term	Lithuania	Diamond Gas Metropolis	Corpus Christi, Texas	3,400,721	[*]
6/18/2022	Cheniere Marketing, LLC and Corpus Christi Liquefaction, LLC	Corpus Christi Liquefaction, LLC	2012-97-LNG	Long-Term	Portugal	Cool Discoverer	Corpus Christi, Texas	1,840,872	[*]
6/18/2022	Cheniere Marketing, LLC and Corpus Christi Liquefaction, LLC	Corpus Christi Liquefaction, LLC	2012-97-LNG	Long-Term	Spain	Cool Discoverer	Corpus Christi, Texas	1,866,731	[*]
6/20/2022	Cheniere Marketing, LLC and Corpus Christi Liquefaction, LLC	Corpus Christi Liquefaction, LLC	2012-97-LNG	Long-Term	France	Shinshu Maru	Corpus Christi, Texas	3,697,352	
6/21/2022	Cheniere Marketing, LLC and Corpus Christi Liquefaction, LLC	Corpus Christi Liquefaction, LLC	2012-97-LNG	Long-Term	Kuwait	Celsius Charlotte	Corpus Christi, Texas	3,840,894	
6/23/2022	Cheniere Marketing, LLC and Corpus Christi Liquefaction, LLC	Corpus Christi Liquefaction, LLC	2012-97-LNG	Long-Term	France	Catalunya Spirit	Corpus Christi, Texas	2,938,891	
6/25/2022	Cheniere Marketing, LLC and Corpus Christi Liquefaction, LLC	Corpus Christi Liquefaction, LLC	2012-97-LNG	Long-Term	Spain	Gaslog Warsaw	Corpus Christi, Texas	3,733,515	
6/27/2022	Cheniere Marketing, LLC and Corpus Christi Liquefaction, LLC	Corpus Christi Liquefaction, LLC	2012-97-LNG	Long-Term	Netherlands	Flex Endeavor	Corpus Christi, Texas	3,620,532	
6/29/2022	Cheniere Marketing, LLC and Corpus Christi Liquefaction, LLC	Corpus Christi Liquefaction, LLC	2012-97-LNG	Long-Term	France	BW Pavilion Leeara	Corpus Christi, Texas	3,443,908	
6/30/2022	Cheniere Marketing, LLC and Corpus Christi Liquefaction, LLC	Corpus Christi Liquefaction, LLC	2012-99-LNG	Long-Term	Dominican Republic	ORION SEA	Corpus Christi, Texas	3,248,530	
7/2/2022	Cheniere Marketing, LLC and Corpus Christi Liquefaction, LLC	Corpus Christi Liquefaction, LLC	2012-97-LNG	Long-Term	Poland	Celsius Canberra	Corpus Christi, Texas	3,715,041	
7/3/2022	Cheniere Marketing, LLC and Corpus Christi Liquefaction, LLC	Corpus Christi Liquefaction, LLC	2012-97-LNG	Long-Term	Spain	Castillo De Caldelas	Corpus Christi, Texas	3,345,133	
7/5/2022	Cheniere Marketing, LLC and Corpus Christi Liquefaction, LLC	Corpus Christi Liquefaction, LLC	2012-97-LNG	Long-Term	Japan	Adriano Knutsen	Corpus Christi, Texas	3,786,733	
7/7/2022	Cheniere Marketing, LLC and Corpus Christi Liquefaction, LLC	Corpus Christi Liquefaction, LLC	2012-97-LNG	Long-Term	France	LNG Abuja II	Corpus Christi, Texas	3,544,317	
7/8/2022	Cheniere Marketing, LLC and Corpus Christi Liquefaction, LLC	Corpus Christi Liquefaction, LLC	2012-99-LNG	Long-Term	Dominican Republic	SK Resolute	Corpus Christi, Texas	3,198,698	

[S] Spot – a one-time transaction for near-term delivery of a specific quantity of LNG at a specific location. Spot cargos could be included in either long-term or short-term authorized types.

[\*] Split cargo – a single shipment of LNG where portions of the cargo have different transactional characteristics. For instance, a single cargo can have more than one buyer, supplier, price, unloading port, loading port, or DOE authorization.

[C] Commissioning cargo – pre-commercial cargo loaded while export facility operations are still undergoing final testing and inspection. Commissioning cargos may occur multiple times for the same facility as individual LNG trains enter service.

Countries of destination are current as of publication date. Any updates to countries of destination reported will be published in the next scheduled LNG Monthly.

**VESSEL-BORNE EXPORTS OF DOMESTICALLY-PRODUCED LIQUEFIED NATURAL GAS (LNG)**

Table 2a(iii)

Date of Departure	Name of Exporter	Supplier	Docket Number	Docket Term	Country of Destination	Name of Tanker	Departure Terminal	Volume (Mcf of Natural Gas)	Notes
7/10/2022	Cheniere Marketing, LLC and Corpus Christi Liquefaction, LLC	Corpus Christi Liquefaction, LLC	2012-97-LNG	Long-Term	Italy	Maran Gas Amorgos	Corpus Christi, Texas	3,414,620	[*]
7/10/2022	Cheniere Marketing, LLC and Corpus Christi Liquefaction, LLC	Corpus Christi Liquefaction, LLC	2012-97-LNG	Long-Term	Spain	Maran Gas Amorgos	Corpus Christi, Texas	296,930	[*]
7/12/2022	Cheniere Marketing, LLC and Corpus Christi Liquefaction, LLC	Corpus Christi Liquefaction, LLC	2012-97-LNG	Long-Term	Spain	Maran Gas Posidonia	Corpus Christi, Texas	3,206,617	
7/13/2022	Cheniere Marketing, LLC and Corpus Christi Liquefaction, LLC	Corpus Christi Liquefaction, LLC	2012-97-LNG	Long-Term	Croatia	Traiano Knutsen	Corpus Christi, Texas	3,497,388	
7/15/2022	Cheniere Marketing, LLC and Corpus Christi Liquefaction, LLC	Corpus Christi Liquefaction, LLC	2012-97-LNG	Long-Term	Brazil	Seapeak Vancouver	Corpus Christi, Texas	3,654,665	
7/17/2022	Cheniere Marketing, LLC and Corpus Christi Liquefaction, LLC	Corpus Christi Liquefaction, LLC	2012-97-LNG	Long-Term	Portugal	Rioja Knutsen	Corpus Christi, Texas	3,132,376	
7/18/2022	Cheniere Marketing, LLC and Corpus Christi Liquefaction, LLC	Corpus Christi Liquefaction, LLC	2012-97-LNG	Long-Term	Portugal	Cool Discoverer	Corpus Christi, Texas	3,280,012	
7/20/2022	Cheniere Marketing, LLC and Corpus Christi Liquefaction, LLC	Corpus Christi Liquefaction, LLC	2012-97-LNG	Long-Term	Netherlands	Gaslog Winchester	Corpus Christi, Texas	3,705,034	
7/22/2022	Cheniere Marketing, LLC and Corpus Christi Liquefaction, LLC	Corpus Christi Liquefaction, LLC	2012-97-LNG	Long-Term	France	Nohshu Maru	Corpus Christi, Texas	3,757,029	
7/23/2022	Cheniere Marketing, LLC and Corpus Christi Liquefaction, LLC	Corpus Christi Liquefaction, LLC	2012-99-LNG	Long-Term	Chile	LNG Enterprise	Corpus Christi, Texas	3,203,440	
7/25/2022	Cheniere Marketing, LLC and Corpus Christi Liquefaction, LLC	Corpus Christi Liquefaction, LLC	2012-99-LNG	Long-Term	Chile	Cobia LNG	Corpus Christi, Texas	3,713,656	
7/27/2022	Cheniere Marketing, LLC and Corpus Christi Liquefaction, LLC	Corpus Christi Liquefaction, LLC	2012-99-LNG	Long-Term	South Korea	Flex Constellation	Corpus Christi, Texas	3,693,909	
7/29/2022	Cheniere Marketing, LLC and Corpus Christi Liquefaction, LLC	Corpus Christi Liquefaction, LLC	2012-97-LNG	Long-Term	France	Rias Baixas Knutsen	Corpus Christi, Texas	3,439,010	
7/30/2022	Cheniere Marketing, LLC and Corpus Christi Liquefaction, LLC	Corpus Christi Liquefaction, LLC	2012-97-LNG	Long-Term	Spain	Gaslog Warsaw	Corpus Christi, Texas	3,496,670	
8/1/2022	Cheniere Marketing, LLC and Corpus Christi Liquefaction, LLC	Corpus Christi Liquefaction, LLC	2012-97-LNG	Long-Term	Italy	LNG Rosenrot	Corpus Christi, Texas	2,559,388	[*]
8/1/2022	Cheniere Marketing, LLC and Corpus Christi Liquefaction, LLC	Corpus Christi Liquefaction, LLC	2012-97-LNG	Long-Term	Netherlands	LNG Rosenrot	Corpus Christi, Texas	934,336	[*]
8/2/2022	Cheniere Marketing, LLC and Corpus Christi Liquefaction, LLC	Corpus Christi Liquefaction, LLC	2012-97-LNG	Long-Term	France	Castillo De Caldelas	Corpus Christi, Texas	3,351,659	
8/5/2022	Cheniere Marketing, LLC and Corpus Christi Liquefaction, LLC	Corpus Christi Liquefaction, LLC	2012-97-LNG	Long-Term	Taiwan	Gaslog Galveston	Corpus Christi, Texas	3,440,072	
8/6/2022	Cheniere Marketing, LLC and Corpus Christi Liquefaction, LLC	Corpus Christi Liquefaction, LLC	2012-97-LNG	Long-Term	Brazil	Hellas Athina	Corpus Christi, Texas	3,410,567	
8/7/2022	Cheniere Marketing, LLC and Corpus Christi Liquefaction, LLC	Corpus Christi Liquefaction, LLC	2012-97-LNG	Long-Term	France	ORION SEA	Corpus Christi, Texas	3,380,137	
8/9/2022	Cheniere Marketing, LLC and Corpus Christi Liquefaction, LLC	Corpus Christi Liquefaction, LLC	2012-97-LNG	Long-Term	France	LNG Fukurokuju	Corpus Christi, Texas	3,203,331	
8/11/2022	Cheniere Marketing, LLC and Corpus Christi Liquefaction, LLC	Corpus Christi Liquefaction, LLC	2012-97-LNG	Long-Term	France	LNG Sakura	Corpus Christi, Texas	3,736,869	
8/13/2022	Cheniere Marketing, LLC and Corpus Christi Liquefaction, LLC	Corpus Christi Liquefaction, LLC	2012-97-LNG	Long-Term	France	LNG Abuja II	Corpus Christi, Texas	3,729,963	
8/14/2022	Cheniere Marketing, LLC and Corpus Christi Liquefaction, LLC	Corpus Christi Liquefaction, LLC	2012-97-LNG	Long-Term	Spain	Castillo de Villalba	Corpus Christi, Texas	2,942,450	
8/16/2022	Cheniere Marketing, LLC and Corpus Christi Liquefaction, LLC	Corpus Christi Liquefaction, LLC	2012-97-LNG	Long-Term	Lithuania	Diamond Gas Metropolis	Corpus Christi, Texas	3,629,615	

[S] Spot – a one-time transaction for near-term delivery of a specific quantity of LNG at a specific location. Spot cargos could be included in either long-term or short-term authorized types.

[\*] Split cargo – a single shipment of LNG where portions of the cargo have different transactional characteristics. For instance, a single cargo can have more than one buyer, supplier, price, unloading port, loading port, or DOE authorization.

[C] Commissioning cargo – pre-commercial cargo loaded while export facility operations are still undergoing final testing and inspection. Commissioning cargos may occur multiple times for the same facility as individual LNG trains enter service.

Countries of destination are current as of publication date. Any updates to countries of destination reported will be published in the next scheduled LNG Monthly.

**VESSEL-BORNE EXPORTS OF DOMESTICALLY-PRODUCED LIQUEFIED NATURAL GAS (LNG)**

Table 2a(iii)

Date of Departure	Name of Exporter	Supplier	Docket Number	Docket Term	Country of Destination	Name of Tanker	Departure Terminal	Volume (Mcf of Natural Gas)	Notes
8/18/2022	Cheniere Marketing, LLC and Corpus Christi Liquefaction, LLC	Corpus Christi Liquefaction, LLC	2012-97-LNG	Long-Term	Netherlands	Cool Discoverer	Corpus Christi, Texas	3,708,531	
8/20/2022	Cheniere Marketing, LLC and Corpus Christi Liquefaction, LLC	Corpus Christi Liquefaction, LLC	2012-97-LNG	Long-Term	Spain	Traiano Knutsen	Corpus Christi, Texas	3,728,540	
8/21/2022	Cheniere Marketing, LLC and Corpus Christi Liquefaction, LLC	Corpus Christi Liquefaction, LLC	2012-97-LNG	Long-Term	United Kingdom	Dorado LNG	Corpus Christi, Texas	3,687,958	
8/22/2022	Cheniere Marketing, LLC and Corpus Christi Liquefaction, LLC	Corpus Christi Liquefaction, LLC	2012-97-LNG	Long-Term	Greece	LNG Endeavour	Corpus Christi, Texas	3,200,462	
8/24/2022	Cheniere Marketing, LLC and Corpus Christi Liquefaction, LLC	Corpus Christi Liquefaction, LLC	2012-97-LNG	Long-Term	France	Shinshu Maru	Corpus Christi, Texas	3,686,337	
8/26/2022	Cheniere Marketing, LLC and Corpus Christi Liquefaction, LLC	Corpus Christi Liquefaction, LLC	2012-97-LNG	Long-Term	France	Nohshu Maru	Corpus Christi, Texas	3,777,990	
8/28/2022	Cheniere Marketing, LLC and Corpus Christi Liquefaction, LLC	Corpus Christi Liquefaction, LLC	2012-97-LNG	Long-Term	Netherlands	British Listener	Corpus Christi, Texas	3,701,414	
8/29/2022	Cheniere Marketing, LLC and Corpus Christi Liquefaction, LLC	Corpus Christi Liquefaction, LLC	2012-97-LNG	Long-Term	Netherlands	Gaslog Wellington	Corpus Christi, Texas	3,598,578	
9/1/2022	Cheniere Marketing, LLC and Corpus Christi Liquefaction, LLC	Corpus Christi Liquefaction, LLC	2012-97-LNG	Long-Term	Italy	Gaslog Warsaw	Corpus Christi, Texas	3,497,402	
9/2/2022	Cheniere Marketing, LLC and Corpus Christi Liquefaction, LLC	Corpus Christi Liquefaction, LLC	2012-97-LNG	Long-Term	Poland	Flex Vigilant	Corpus Christi, Texas	3,166,127	
9/4/2022	Cheniere Marketing, LLC and Corpus Christi Liquefaction, LLC	Corpus Christi Liquefaction, LLC	2012-99-LNG	Long-Term	Dominican Republic	LNG Enterprise	Corpus Christi, Texas	3,196,318	
9/6/2022	Cheniere Marketing, LLC and Corpus Christi Liquefaction, LLC	Corpus Christi Liquefaction, LLC	2012-97-LNG	Long-Term	Spain	Cadiz Knutsen	Corpus Christi, Texas	2,941,247	
9/7/2022	Cheniere Marketing, LLC and Corpus Christi Liquefaction, LLC	Corpus Christi Liquefaction, LLC	2012-97-LNG	Long-Term	Croatia	ORION SEA	Corpus Christi, Texas	3,103,917	[*]
9/7/2022	Cheniere Marketing, LLC and Corpus Christi Liquefaction, LLC	Corpus Christi Liquefaction, LLC	2012-97-LNG	Long-Term	Jamaica	ORION SEA	Corpus Christi, Texas	130,026	[*]
9/10/2022	Cheniere Marketing, LLC and Corpus Christi Liquefaction, LLC	Corpus Christi Liquefaction, LLC	2012-97-LNG	Long-Term	Spain	Maran Gas Posidonia	Corpus Christi, Texas	3,434,377	
9/11/2022	Cheniere Marketing, LLC and Corpus Christi Liquefaction, LLC	Corpus Christi Liquefaction, LLC	2012-97-LNG	Long-Term	Croatia	BW Pavilion Leeara	Corpus Christi, Texas	3,045,807	[*]
9/11/2022	Cheniere Marketing, LLC and Corpus Christi Liquefaction, LLC	Corpus Christi Liquefaction, LLC	2012-97-LNG	Long-Term	United Kingdom	BW Pavilion Leeara	Corpus Christi, Texas	285,774	[*]
9/13/2022	Cheniere Marketing, LLC and Corpus Christi Liquefaction, LLC	Corpus Christi Liquefaction, LLC	2012-97-LNG	Long-Term	France	Tenergy	Corpus Christi, Texas	3,696,288	
9/16/2022	Cheniere Marketing, LLC and Corpus Christi Liquefaction, LLC	Corpus Christi Liquefaction, LLC	2012-97-LNG	Long-Term	France	Clean Copano	Corpus Christi, Texas	3,676,881	[*]
9/16/2022	Cheniere Marketing, LLC and Corpus Christi Liquefaction, LLC	Corpus Christi Liquefaction, LLC	2012-97-LNG	Long-Term	Turkey	Clean Copano	Corpus Christi, Texas	591,821	[*]
9/17/2022	Cheniere Marketing, LLC and Corpus Christi Liquefaction, LLC	Corpus Christi Liquefaction, LLC	2012-97-LNG	Long-Term	China	Asklipios	Corpus Christi, Texas	3,586,580	
9/19/2022	Cheniere Marketing, LLC and Corpus Christi Liquefaction, LLC	Corpus Christi Liquefaction, LLC	2012-97-LNG	Long-Term	Spain	Castillo De Caldelas	Corpus Christi, Texas	3,715,949	
9/20/2022	Cheniere Marketing, LLC and Corpus Christi Liquefaction, LLC	Corpus Christi Liquefaction, LLC	2012-97-LNG	Long-Term	Turkey	Celsius Canberra	Corpus Christi, Texas	3,843,880	
9/22/2022	Cheniere Marketing, LLC and Corpus Christi Liquefaction, LLC	Corpus Christi Liquefaction, LLC	2012-99-LNG	Long-Term	Chile	Seapeak Meridian	Corpus Christi, Texas	3,364,537	
9/24/2022	Cheniere Marketing, LLC and Corpus Christi Liquefaction, LLC	Corpus Christi Liquefaction, LLC	2012-97-LNG	Long-Term	France	Celsius Carolina	Corpus Christi, Texas	3,685,814	

[S] Spot – a one-time transaction for near-term delivery of a specific quantity of LNG at a specific location. Spot cargos could be included in either long-term or short-term authorized types.

[\*] Split cargo – a single shipment of LNG where portions of the cargo have different transactional characteristics. For instance, a single cargo can have more than one buyer, supplier, price, unloading port, loading port, or DOE authorization.

[C] Commissioning cargo – pre-commercial cargo loaded while export facility operations are still undergoing final testing and inspection. Commissioning cargos may occur multiple times for the same facility as individual LNG trains enter service.

Countries of destination are current as of publication date. Any updates to countries of destination reported will be published in the next scheduled LNG Monthly.



**VESSEL-BORNE EXPORTS OF DOMESTICALLY-PRODUCED LIQUEFIED NATURAL GAS (LNG)**

Table 2a(iii)

Date of Departure	Name of Exporter	Supplier	Docket Number	Docket Term	Country of Destination	Name of Tanker	Departure Terminal	Volume (Mcf of Natural Gas)	Notes
9/27/2022	Cheniere Marketing, LLC and Corpus Christi Liquefaction, LLC	Corpus Christi Liquefaction, LLC	2012-97-LNG	Long-Term	United Kingdom	Maran Gas Ithaca	Corpus Christi, Texas	3,483,674	
9/28/2022	Cheniere Marketing, LLC and Corpus Christi Liquefaction, LLC	Corpus Christi Liquefaction, LLC	2012-97-LNG	Long-Term	France	Gaslog Wellington	Corpus Christi, Texas	3,686,552	
9/29/2022	Cheniere Marketing, LLC and Corpus Christi Liquefaction, LLC	Corpus Christi Liquefaction, LLC	2012-97-LNG	Long-Term	France	Nohshu Maru	Corpus Christi, Texas	3,677,761	
10/1/2022	Cheniere Marketing, LLC and Corpus Christi Liquefaction, LLC	Corpus Christi Liquefaction, LLC	2012-97-LNG	Long-Term	United Kingdom	Traiano Knutsen	Corpus Christi, Texas	3,786,330	
10/3/2022	Cheniere Marketing, LLC and Corpus Christi Liquefaction, LLC	Corpus Christi Liquefaction, LLC	2012-97-LNG	Long-Term	China	Bonito LNG	Corpus Christi, Texas	3,713,102	
10/4/2022	Cheniere Marketing, LLC and Corpus Christi Liquefaction, LLC	Corpus Christi Liquefaction, LLC	2012-97-LNG	Long-Term	United Kingdom	Flex Constellation	Corpus Christi, Texas	3,641,123	
10/6/2022	Cheniere Marketing, LLC and Corpus Christi Liquefaction, LLC	Corpus Christi Liquefaction, LLC	2012-97-LNG	Long-Term	Spain	La Mancha Knutsen	Corpus Christi, Texas	3,753,415	
10/7/2022	Cheniere Marketing, LLC and Corpus Christi Liquefaction, LLC	Corpus Christi Liquefaction, LLC	2012-97-LNG	Long-Term	France	Seapeak Bahrain	Corpus Christi, Texas	3,163,116	
10/9/2022	Cheniere Marketing, LLC and Corpus Christi Liquefaction, LLC	Corpus Christi Liquefaction, LLC	2012-97-LNG	Long-Term	Spain	Maran Gas Posidonia	Corpus Christi, Texas	3,431,917	
10/11/2022	Cheniere Marketing, LLC and Corpus Christi Liquefaction, LLC	Corpus Christi Liquefaction, LLC	2012-97-LNG	Long-Term	Japan	Yiannis	Corpus Christi, Texas	3,682,621	
10/12/2022	Cheniere Marketing, LLC and Corpus Christi Liquefaction, LLC	Corpus Christi Liquefaction, LLC	2012-97-LNG	Long-Term	China	ARISTARCHOS	Corpus Christi, Texas	3,547,806	
10/14/2022	Cheniere Marketing, LLC and Corpus Christi Liquefaction, LLC	Corpus Christi Liquefaction, LLC	2012-97-LNG	Long-Term	Turkey	Maran Gas Alexandria	Corpus Christi, Texas	3,060,103	
10/17/2022	Cheniere Marketing, LLC and Corpus Christi Liquefaction, LLC	Corpus Christi Liquefaction, LLC	2012-97-LNG	Long-Term	France	Gaslog Warsaw	Corpus Christi, Texas	3,793,898	
10/18/2022	Cheniere Marketing, LLC and Corpus Christi Liquefaction, LLC	Corpus Christi Liquefaction, LLC	2012-97-LNG	Long-Term	Poland	Seapeak Creole	Corpus Christi, Texas	3,677,539	
10/20/2022	Cheniere Marketing, LLC and Corpus Christi Liquefaction, LLC	Corpus Christi Liquefaction, LLC	2012-97-LNG	Long-Term	United Kingdom	ORION SEA	Corpus Christi, Texas	3,391,178	
10/21/2022	Cheniere Marketing, LLC and Corpus Christi Liquefaction, LLC	Corpus Christi Liquefaction, LLC	2012-97-LNG	Long-Term	Netherlands	Stena Crystal Sky	Corpus Christi, Texas	3,687,908	
10/23/2022	Cheniere Marketing, LLC and Corpus Christi Liquefaction, LLC	Corpus Christi Liquefaction, LLC	2012-97-LNG	Long-Term	Taiwan	Fuji LNG	Corpus Christi, Texas	2,797,975	
10/25/2022	Cheniere Marketing, LLC and Corpus Christi Liquefaction, LLC	Corpus Christi Liquefaction, LLC	2012-97-LNG	Long-Term	Portugal	Cool Discoverer	Corpus Christi, Texas	3,702,162	
10/26/2022	Cheniere Marketing, LLC and Corpus Christi Liquefaction, LLC	Corpus Christi Liquefaction, LLC	2012-97-LNG	Long-Term	France	BW Lilac	Corpus Christi, Texas	3,610,922	
10/28/2022	Cheniere Marketing, LLC and Corpus Christi Liquefaction, LLC	Corpus Christi Liquefaction, LLC	2012-97-LNG	Long-Term	Turkey	Flex Volunteer	Corpus Christi, Texas	3,591,241	
10/29/2022	Cheniere Marketing, LLC and Corpus Christi Liquefaction, LLC	Corpus Christi Liquefaction, LLC	2012-97-LNG	Long-Term	United Kingdom	Gaslog Sydney	Corpus Christi, Texas	3,178,782	
10/31/2022	Cheniere Marketing, LLC and Corpus Christi Liquefaction, LLC	Corpus Christi Liquefaction, LLC	2012-97-LNG	Long-Term	United Kingdom	Gaslog Wellington	Corpus Christi, Texas	3,575,103	
11/2/2022	Cheniere Marketing, LLC and Corpus Christi Liquefaction, LLC	Corpus Christi Liquefaction, LLC	2012-97-LNG	Long-Term	Spain	BW Pavilion Leeara	Corpus Christi, Texas	2,681,825	[*]
11/2/2022	Cheniere Marketing, LLC and Corpus Christi Liquefaction, LLC	Corpus Christi Liquefaction, LLC	2012-97-LNG	Long-Term	United Kingdom	BW Pavilion Leeara	Corpus Christi, Texas	765,960	[*]
11/5/2022	Cheniere Marketing, LLC and Corpus Christi Liquefaction, LLC	Corpus Christi Liquefaction, LLC	2012-97-LNG	Long-Term	Portugal	La Mancha Knutsen	Corpus Christi, Texas	3,732,063	
11/5/2022	Cheniere Marketing, LLC and Corpus Christi Liquefaction, LLC	Corpus Christi Liquefaction, LLC	2012-97-LNG	Long-Term	United Kingdom	Traiano Knutsen	Corpus Christi, Texas	3,724,873	

[S] Spot – a one-time transaction for near-term delivery of a specific quantity of LNG at a specific location. Spot cargos could be included in either long-term or short-term authorized types.

[\*] Split cargo – a single shipment of LNG where portions of the cargo have different transactional characteristics. For instance, a single cargo can have more than one buyer, supplier, price, unloading port, loading port, or DOE authorization.

[C] Commissioning cargo – pre-commercial cargo loaded while export facility operations are still undergoing final testing and inspection. Commissioning cargos may occur multiple times for the same facility as individual LNG trains enter service.

Countries of destination are current as of publication date. Any updates to countries of destination reported will be published in the next scheduled LNG Monthly.

**VESSEL-BORNE EXPORTS OF DOMESTICALLY-PRODUCED LIQUEFIED NATURAL GAS (LNG)**

Table 2a(iii)

Date of Departure	Name of Exporter	Supplier	Docket Number	Docket Term	Country of Destination	Name of Tanker	Departure Terminal	Volume (Mcf of Natural Gas)	Notes
11/7/2022	Cheniere Marketing, LLC and Corpus Christi Liquefaction, LLC	Corpus Christi Liquefaction, LLC	2012-97-LNG	Long-Term	United Kingdom	Celsius Charlotte	Corpus Christi, Texas	3,866,435	
11/9/2022	Cheniere Marketing, LLC and Corpus Christi Liquefaction, LLC	Corpus Christi Liquefaction, LLC	2012-97-LNG	Long-Term	France	Maran Gas Posidonia	Corpus Christi, Texas	3,435,164	
11/11/2022	Cheniere Marketing, LLC and Corpus Christi Liquefaction, LLC	Corpus Christi Liquefaction, LLC	2012-97-LNG	Long-Term	Spain	Solaris	Corpus Christi, Texas	3,201,825	
11/12/2022	Cheniere Marketing, LLC and Corpus Christi Liquefaction, LLC	Corpus Christi Liquefaction, LLC	2012-97-LNG	Long-Term	United Kingdom	Adamastos	Corpus Christi, Texas	3,696,536	
11/14/2022	Cheniere Marketing, LLC and Corpus Christi Liquefaction, LLC	Corpus Christi Liquefaction, LLC	2012-97-LNG	Long-Term	France	Tenergy	Corpus Christi, Texas	3,712,248	
11/16/2022	Cheniere Marketing, LLC and Corpus Christi Liquefaction, LLC	Corpus Christi Liquefaction, LLC	2012-97-LNG	Long-Term	Italy	Castillo De Caldelas	Corpus Christi, Texas	3,205,200	
11/17/2022	Cheniere Marketing, LLC and Corpus Christi Liquefaction, LLC	Corpus Christi Liquefaction, LLC	2012-97-LNG	Long-Term	Turkey	Seapeak Magellan	Corpus Christi, Texas	3,342,483	
11/18/2022	Cheniere Marketing, LLC and Corpus Christi Liquefaction, LLC	Corpus Christi Liquefaction, LLC	2012-97-LNG	Long-Term	China	Gaslog Georgetown	Corpus Christi, Texas	3,404,799	
11/21/2022	Cheniere Marketing, LLC and Corpus Christi Liquefaction, LLC	Corpus Christi Liquefaction, LLC	2012-97-LNG	Long-Term	Spain	Gaslog Warsaw	Corpus Christi, Texas	3,724,209	
11/22/2022	Cheniere Marketing, LLC and Corpus Christi Liquefaction, LLC	Corpus Christi Liquefaction, LLC	2012-97-LNG	Long-Term	Spain	Maran Gas Vergina	Corpus Christi, Texas	3,471,480	
11/24/2022	Cheniere Marketing, LLC and Corpus Christi Liquefaction, LLC	Corpus Christi Liquefaction, LLC	2012-97-LNG	Long-Term	France	Flex Aurora	Corpus Christi, Texas	3,652,290	
11/26/2022	Cheniere Marketing, LLC and Corpus Christi Liquefaction, LLC	Corpus Christi Liquefaction, LLC	2012-97-LNG	Long-Term	United Kingdom	Rias Baixas Knutsen	Corpus Christi, Texas	3,687,339	
11/29/2022	Cheniere Marketing, LLC and Corpus Christi Liquefaction, LLC	Corpus Christi Liquefaction, LLC	2012-97-LNG	Long-Term	Japan	Amberjack LNG	Corpus Christi, Texas	3,723,386	
12/1/2022	Cheniere Marketing, LLC and Corpus Christi Liquefaction, LLC	Corpus Christi Liquefaction, LLC	2012-97-LNG	Long-Term	Portugal	Cool Discoverer	Corpus Christi, Texas	3,694,554	
12/3/2022	Cheniere Marketing, LLC and Corpus Christi Liquefaction, LLC	Corpus Christi Liquefaction, LLC	2012-97-LNG	Long-Term	France	Gaslog Wellington	Corpus Christi, Texas	3,823,366	
12/5/2022	Cheniere Marketing, LLC and Corpus Christi Liquefaction, LLC	Corpus Christi Liquefaction, LLC	2012-99-LNG	Long-Term	South Korea	Hellas Athina	Corpus Christi, Texas	3,712,260	
12/6/2022	Cheniere Marketing, LLC and Corpus Christi Liquefaction, LLC	Corpus Christi Liquefaction, LLC	2012-97-LNG	Long-Term	Taiwan	Methane Jane Elizabeth	Corpus Christi, Texas	1,830,625	
12/6/2022	Cheniere Marketing, LLC and Corpus Christi Liquefaction, LLC	Corpus Christi Liquefaction, LLC	2012-97-LNG	Long-Term	Taiwan	Methane Jane Elizabeth	Corpus Christi, Texas	1,178,148	
12/8/2022	Cheniere Marketing, LLC and Corpus Christi Liquefaction, LLC	Corpus Christi Liquefaction, LLC	2012-97-LNG	Long-Term	China	Seapeak Arwa	Corpus Christi, Texas	3,071,779	
12/10/2022	Cheniere Marketing, LLC and Corpus Christi Liquefaction, LLC	Corpus Christi Liquefaction, LLC	2012-97-LNG	Long-Term	Spain	Traiano Knutsen	Corpus Christi, Texas	3,742,793	
12/12/2022	Cheniere Marketing, LLC and Corpus Christi Liquefaction, LLC	Corpus Christi Liquefaction, LLC	2012-97-LNG	Long-Term	United Kingdom	La Mancha Knutsen	Corpus Christi, Texas	3,052,786	
12/13/2022	Cheniere Marketing, LLC and Corpus Christi Liquefaction, LLC	Corpus Christi Liquefaction, LLC	2012-97-LNG	Long-Term	Portugal	Castillo de Villalba	Corpus Christi, Texas	2,956,338	
12/15/2022	Cheniere Marketing, LLC and Corpus Christi Liquefaction, LLC	Corpus Christi Liquefaction, LLC	2012-97-LNG	Long-Term	Spain	Wilpride	Corpus Christi, Texas	3,314,173	
12/16/2022	Cheniere Marketing, LLC and Corpus Christi Liquefaction, LLC	Corpus Christi Liquefaction, LLC	2012-97-LNG	Long-Term	France	Adamastos	Corpus Christi, Texas	2,740,976	
12/17/2022	Cheniere Marketing, LLC and Corpus Christi Liquefaction, LLC	Corpus Christi Liquefaction, LLC	2012-99-LNG	Long-Term	South Korea	Tenergy	Corpus Christi, Texas	3,724,434	

[S] Spot – a one-time transaction for near-term delivery of a specific quantity of LNG at a specific location. Spot cargos could be included in either long-term or short-term authorized types.

[\*] Split cargo – a single shipment of LNG where portions of the cargo have different transactional characteristics. For instance, a single cargo can have more than one buyer, supplier, price, unloading port, loading port, or DOE authorization.

[C] Commissioning cargo – pre-commercial cargo loaded while export facility operations are still undergoing final testing and inspection. Commissioning cargos may occur multiple times for the same facility as individual LNG trains enter service.

Countries of destination are current as of publication date. Any updates to countries of destination reported will be published in the next scheduled LNG Monthly.

### VESSEL-BORNE EXPORTS OF DOMESTICALLY-PRODUCED LIQUEFIED NATURAL GAS (LNG)

Table 2a(iii)

Date of Departure	Name of Exporter	Supplier	Docket Number	Docket Term	Country of Destination	Name of Tanker	Departure Terminal	Volume (Mcf of Natural Gas)	Notes
12/19/2022	Cheniere Marketing, LLC and Corpus Christi Liquefaction, LLC	Corpus Christi Liquefaction, LLC	2012-97-LNG	Long-Term	Netherlands	Woodside Rees Withers	Corpus Christi, Texas	3,702,742	
12/21/2022	Cheniere Marketing, LLC and Corpus Christi Liquefaction, LLC	Corpus Christi Liquefaction, LLC	2012-97-LNG	Long-Term	Japan	Shinshu Maru	Corpus Christi, Texas	460,549	[*]
12/21/2022	Cheniere Marketing, LLC and Corpus Christi Liquefaction, LLC	Corpus Christi Liquefaction, LLC	2012-97-LNG	Long-Term	China	Shinshu Maru	Corpus Christi, Texas	3,238,658	[*]
12/23/2022	Cheniere Marketing, LLC and Corpus Christi Liquefaction, LLC	Corpus Christi Liquefaction, LLC	2012-97-LNG	Long-Term	Greece	Flex Volunteer	Corpus Christi, Texas	2,869,134	
12/26/2022	Cheniere Marketing, LLC and Corpus Christi Liquefaction, LLC	Corpus Christi Liquefaction, LLC	2012-97-LNG	Long-Term	Spain	Gaslog Warsaw	Corpus Christi, Texas	3,793,664	
12/26/2022	Cheniere Marketing, LLC and Corpus Christi Liquefaction, LLC	Corpus Christi Liquefaction, LLC	2012-97-LNG	Long-Term	United Kingdom	MOL Hestia	Corpus Christi, Texas	2,928,150	
12/28/2022	Cheniere Marketing, LLC and Corpus Christi Liquefaction, LLC	Corpus Christi Liquefaction, LLC	2012-99-LNG	Long-Term	Dominican Republic	Maran Gas Alexandria	Corpus Christi, Texas	3,198,755	
12/29/2022	Cheniere Marketing, LLC and Corpus Christi Liquefaction, LLC	Corpus Christi Liquefaction, LLC	2012-97-LNG	Long-Term	United Kingdom	Rias Baixas Knutsen	Corpus Christi, Texas	3,690,521	
12/31/2022	Cheniere Marketing, LLC and Corpus Christi Liquefaction, LLC	Corpus Christi Liquefaction, LLC	2012-97-LNG	Long-Term	Spain	Energy Atlantic	Corpus Christi, Texas	3,394,787	
<b>TOTAL Exports of LNG from Corpus Christi</b>								<b>753,284,510</b>	

[S] Spot – a one-time transaction for near-term delivery of a specific quantity of LNG at a specific location. Spot cargos could be included in either long-term or short-term authorized types.

[\*] Split cargo – a single shipment of LNG where portions of the cargo have different transactional characteristics. For instance, a single cargo can have more than one buyer, supplier, price, unloading port, loading port, or DOE authorization.

[C] Commissioning cargo – pre-commercial cargo loaded while export facility operations are still undergoing final testing and inspection. Commissioning cargos may occur multiple times for the same facility as individual LNG trains enter service.

Countries of destination are current as of publication date. Any updates to countries of destination reported will be published in the next scheduled LNG Monthly.



**VESSEL-BORNE EXPORTS OF DOMESTICALLY-PRODUCED LIQUEFIED NATURAL GAS (LNG)**

Table 2a(iv)

Date of Departure	Name of Exporter	Supplier	Docket Number	Docket Term	Country of Destination	Name of Tanker	Departure Terminal	Volume (Mcf of Natural Gas)	Notes
1/3/2022	Cameron LNG, LLC	Various	2011-162-LNG	Long-Term	Japan	Diamond Gas Sakura	Cameron, Louisiana	3,498,646	
1/4/2022	Cameron LNG, LLC	Mitsui & Co. Energy Marketing	2011-162-LNG	Long-Term	Spain	Transgas Force	Cameron, Louisiana	3,640,143	
1/6/2022	Cameron LNG, LLC	Various	2011-162-LNG	Long-Term	France	Golar Seal	Cameron, Louisiana	3,368,041	
1/8/2022	Cameron LNG, LLC	Various	2011-162-LNG	Long-Term	Turkey	Transgas Power	Cameron, Louisiana	3,672,580	
1/10/2022	Cameron LNG, LLC	Mitsui & Co. Energy Marketing	2011-145-LNG	Long-Term	Dominican Republic	Qogir	Cameron, Louisiana	1,483,149	[*]
1/10/2022	Cameron LNG, LLC	Mitsui & Co. Energy Marketing	2011-145-LNG	Long-Term	Panama	Qogir	Cameron, Louisiana	1,873,059	[*]
1/12/2022	Cameron LNG, LLC	Various	2011-162-LNG	Long-Term	France	Diamond Gas Crystal	Cameron, Louisiana	3,656,499	
1/13/2022	Cameron LNG, LLC	Various	2011-162-LNG	Long-Term	United Kingdom	SCF La Perouse	Cameron, Louisiana	3,670,628	
1/14/2022	Cameron LNG, LLC	Mitsui & Co. Energy Marketing	2011-162-LNG	Long-Term	United Kingdom	Marvel Hawk	Cameron, Louisiana	3,703,407	
1/18/2022	Cameron LNG, LLC	Various	2011-162-LNG	Long-Term	India	Golar Tundra	Cameron, Louisiana	3,577,162	
1/19/2022	Cameron LNG, LLC	Various	2011-162-LNG	Long-Term	Greece	SK Audace	Cameron, Louisiana	863,906	[*]
1/19/2022	Cameron LNG, LLC	Various	2011-162-LNG	Long-Term	Turkey	SK Audace	Cameron, Louisiana	2,956,032	[*]
1/21/2022	Cameron LNG, LLC	Mitsui & Co. Energy Marketing	2011-162-LNG	Long-Term	Spain	Asklipios	Cameron, Louisiana	3,691,633	
1/23/2022	Cameron LNG, LLC	Various	2011-162-LNG	Long-Term	Spain	BW Lilac	Cameron, Louisiana	3,667,531	
1/24/2022	Cameron LNG, LLC	Various	2011-162-LNG	Long-Term	United Kingdom	Minerva Limnos	Cameron, Louisiana	3,673,305	
1/25/2022	Cameron LNG, LLC	Mitsui & Co. Energy Marketing	2011-162-LNG	Long-Term	Netherlands	Golar Bear	Cameron, Louisiana	2,159,623	[*]
1/25/2022	Cameron LNG, LLC	Mitsui & Co. Energy Marketing	2011-162-LNG	Long-Term	Spain	Golar Bear	Cameron, Louisiana	1,240,233	[*]
1/28/2022	Cameron LNG, LLC	Various	2011-162-LNG	Long-Term	Turkey	Celsius Copenhagen	Cameron, Louisiana	3,619,211	
1/30/2022	Cameron LNG, LLC	Various	2011-162-LNG	Long-Term	Spain	LNG Endeavour	Cameron, Louisiana	3,644,627	
1/31/2022	Cameron LNG, LLC	Various	2011-162-LNG	Long-Term	Japan	Diamond Gas Orchid	Cameron, Louisiana	3,506,689	
2/3/2022	Cameron LNG, LLC	Mitsui & Co. Energy Marketing	2011-145-LNG	Long-Term	South Korea	Marvel Swan	Cameron, Louisiana	3,485,734	
2/4/2022	Cameron LNG, LLC	Various	2011-162-LNG	Long-Term	Bangladesh	BW Tulip	Cameron, Louisiana	2,923,100	[*]
2/4/2022	Cameron LNG, LLC	Various	2011-162-LNG	Long-Term	Greece	BW Tulip	Cameron, Louisiana	756,168	[*]
2/6/2022	Cameron LNG, LLC	Mitsui & Co. Energy Marketing	2011-162-LNG	Long-Term	United Kingdom	Maran Gas Posidonia	Cameron, Louisiana	3,414,269	
2/8/2022	Cameron LNG, LLC	Various	2011-162-LNG	Long-Term	Netherlands	BW Pavilion Aranda	Cameron, Louisiana	3,679,784	
2/9/2022	Cameron LNG, LLC	Various	2011-162-LNG	Long-Term	Turkey	Gaslog Hong Kong	Cameron, Louisiana	3,718,244	
2/12/2022	Cameron LNG, LLC	Various	2011-162-LNG	Long-Term	Brazil	Magellan Spirit	Cameron, Louisiana	3,293,279	
2/13/2022	Cameron LNG, LLC	Various	2011-162-LNG	Long-Term	Brazil	Diamond Gas Crystal	Cameron, Louisiana	3,673,848	
2/15/2022	Cameron LNG, LLC	Mitsui & Co. Energy Marketing	2011-162-LNG	Long-Term	France	Marvel Crane	Cameron, Louisiana	3,773,590	
2/16/2022	Cameron LNG, LLC	Mitsui & Co. Energy Marketing	2011-162-LNG	Long-Term	Netherlands	Marvel Hawk	Cameron, Louisiana	3,692,504	
2/18/2022	Cameron LNG, LLC	Various	2011-162-LNG	Long-Term	Greece	SK Resolute	Cameron, Louisiana	3,838,507	
2/20/2022	Cameron LNG, LLC	Various	2011-162-LNG	Long-Term	India	Golar Ice	Cameron, Louisiana	3,396,545	
2/21/2022	Cameron LNG, LLC	Various	2011-162-LNG	Long-Term	France	SCF La Perouse	Cameron, Louisiana	3,664,079	
2/23/2022	Cameron LNG, LLC	Mitsui & Co. Energy Marketing	2011-162-LNG	Long-Term	Japan	Marvel Falcon	Cameron, Louisiana	3,685,803	
2/25/2022	Cameron LNG, LLC	Various	2011-162-LNG	Long-Term	Spain	BW Lilac	Cameron, Louisiana	3,685,053	
2/28/2022	Cameron LNG, LLC	Mitsui & Co. Energy Marketing	2011-162-LNG	Long-Term	Poland	Marvel Kite	Cameron, Louisiana	3,673,697	
3/2/2022	Cameron LNG, LLC	Various	2011-162-LNG	Long-Term	France	Oak Spirit	Cameron, Louisiana	3,675,144	
3/3/2022	Cameron LNG, LLC	Various	2011-162-LNG	Long-Term	Japan	Diamond Gas Rose	Cameron, Louisiana	3,503,715	
3/4/2022	Cameron LNG, LLC	Various	2011-162-LNG	Long-Term	United Kingdom	Diamond Gas Sakura	Cameron, Louisiana	3,490,763	
3/8/2022	Cameron LNG, LLC	Various	2011-162-LNG	Long-Term	Greece	Stena Clear Sky	Cameron, Louisiana	1,642,111	[*]
3/8/2022	Cameron LNG, LLC	Various	2011-162-LNG	Long-Term	Spain	Stena Clear Sky	Cameron, Louisiana	2,021,232	[*]
3/9/2022	Cameron LNG, LLC	Various	2011-162-LNG	Long-Term	France	Diamond Gas Victoria	Cameron, Louisiana	3,673,969	
3/10/2022	Cameron LNG, LLC	Various	2011-162-LNG	Long-Term	Spain	BW GDF Suez Brussels	Cameron, Louisiana	3,454,647	
3/12/2022	Cameron LNG, LLC	Mitsui & Co. Energy Marketing	2011-162-LNG	Long-Term	Netherlands	Marvel Heron	Cameron, Louisiana	3,607,392	
3/14/2022	Cameron LNG, LLC	Various	2011-162-LNG	Long-Term	France	LNG Endurance	Cameron, Louisiana	126,065	[*]

[S] Spot – a one-time transaction for near-term delivery of a specific quantity of LNG at a specific location. Spot cargos could be included in either long-term or short-term authorized types.

[\*] Split cargo – a single shipment of LNG where portions of the cargo have different transactional characteristics. For instance, a single cargo can have more than one buyer, supplier, price, unloading port, loading port, or DOE authorization.

[C] Commissioning cargo – pre-commercial cargo loaded while export facility operations are still undergoing final testing and inspection. Commissioning cargos may occur multiple times for the same facility as individual LNG trains enter service.

Countries of destination are current as of publication date. Any updates to countries of destination reported will be published in the next scheduled *LNG Monthly*.

**VESSEL-BORNE EXPORTS OF DOMESTICALLY-PRODUCED LIQUEFIED NATURAL GAS (LNG)**

Table 2a(iv)

Date of Departure	Name of Exporter	Supplier	Docket Number	Docket Term	Country of Destination	Name of Tanker	Departure Terminal	Volume (Mcf of Natural Gas)	Notes
3/14/2022	Cameron LNG, LLC	Various	2011-162-LNG	Long-Term	United Kingdom	LNG Endurance	Cameron, Louisiana	3,232,257	[*]
3/15/2022	Cameron LNG, LLC	Various Suppliers	2011-162-LNG	Long-Term	Japan	Diamond Gas Crystal	Cameron, Louisiana	3,672,142	
3/18/2022	Cameron LNG, LLC	Mitsui & Co. Energy Marketing	2011-162-LNG	Long-Term	Japan	Marvel Crane	Cameron, Louisiana	3,755,213	
3/20/2022	Cameron LNG, LLC	Various Suppliers	2011-145-LNG	Long-Term	Dominican Republic	Wilpride	Cameron, Louisiana	3,318,887	
3/22/2022	Cameron LNG, LLC	Mitsui & Co. Energy Marketing	2011-162-LNG	Long-Term	United Kingdom	Gaslog Hong Kong	Cameron, Louisiana	3,476,070	
3/22/2022	Cameron LNG, LLC	Mitsui & Co. Energy Marketing	2011-162-LNG	Long-Term	United Kingdom	Marvel Hawk	Cameron, Louisiana	3,703,830	
3/25/2022	Cameron LNG, LLC	Various	2011-162-LNG	Long-Term	Spain	BW Lilac	Cameron, Louisiana	3,692,380	
3/27/2022	Cameron LNG, LLC	Mitsui & Co. Energy Marketing	2011-162-LNG	Long-Term	Japan	Marvel Eagle	Cameron, Louisiana	3,314,205	
3/29/2022	Cameron LNG, LLC	Various	2011-162-LNG	Long-Term	India	Seri Balhaf	Cameron, Louisiana	3,336,724	
3/31/2022	Cameron LNG, LLC	Various	2011-162-LNG	Long-Term	France	Oak Spirit	Cameron, Louisiana	3,415,785	[*]
3/31/2022	Cameron LNG, LLC	Various	2011-162-LNG	Long-Term	France	Oak Spirit	Cameron, Louisiana	152,877	[*]
3/31/2022	Cameron LNG, LLC	Mitsui & Co. Energy Marketing	2011-162-LNG	Long-Term	France	Oak Spirit	Cameron, Louisiana	108,102	[*]
4/1/2022	Cameron LNG, LLC	Various	2011-162-LNG	Long-Term	France	LNG Endeavour	Cameron, Louisiana	3,665,195	
4/2/2022	Cameron LNG, LLC	Various	2011-162-LNG	Long-Term	Japan	Diamond Gas Orchid	Cameron, Louisiana	3,504,201	
4/5/2022	Cameron LNG, LLC	Mitsui & Co. Energy Marketing	2011-162-LNG	Long-Term	United Kingdom	Maran Gas Ithaca	Cameron, Louisiana	3,679,182	
4/7/2022	Cameron LNG, LLC	Various	2011-162-LNG	Long-Term	United Kingdom	Rias Baixas Knutsen	Cameron, Louisiana	3,617,883	
4/9/2022	Cameron LNG, LLC	Mitsui & Co. Energy Marketing	2011-162-LNG	Long-Term	Japan	Marvel Kite	Cameron, Louisiana	3,694,134	
4/11/2022	Cameron LNG, LLC	Various	2011-162-LNG	Long-Term	Brazil	Magellan Spirit	Cameron, Louisiana	3,447,843	
4/13/2022	Cameron LNG, LLC	Various Suppliers	2011-145-LNG	Long-Term	South Korea	SK Audace	Cameron, Louisiana	3,823,438	
4/14/2022	Cameron LNG, LLC	Various	2011-162-LNG	Long-Term	France	LNG Endurance	Cameron, Louisiana	3,418,181	[*]
4/14/2022	Cameron LNG, LLC	Various	2011-162-LNG	Long-Term	France	LNG Endurance	Cameron, Louisiana	211,756	[*]
4/16/2022	Cameron LNG, LLC	Mitsui & Co. Energy Marketing	2011-162-LNG	Long-Term	Italy	Maran Gas Posidonia	Cameron, Louisiana	3,425,891	
4/18/2022	Cameron LNG, LLC	Various	2011-162-LNG	Long-Term	United Kingdom	Diamond Gas Victoria	Cameron, Louisiana	3,667,089	
4/19/2022	Cameron LNG, LLC	Mitsui & Co. Energy Marketing	2011-162-LNG	Long-Term	France	Minerva Limnos	Cameron, Louisiana	3,682,266	
4/22/2022	Cameron LNG, LLC	Various	2011-162-LNG	Long-Term	France	BW Tulip	Cameron, Louisiana	3,600,187	
4/22/2022	Cameron LNG, LLC	Mitsui & Co. Energy Marketing	2011-162-LNG	Long-Term	France	BW Tulip	Cameron, Louisiana	52,295	[*]
4/24/2022	Cameron LNG, LLC	Various	2011-162-LNG	Long-Term	United Kingdom	BW Lilac	Cameron, Louisiana	3,689,879	
4/26/2022	Cameron LNG, LLC	Mitsui & Co. Energy Marketing	2011-162-LNG	Long-Term	United Kingdom	Marvel Heron	Cameron, Louisiana	3,776,945	
4/28/2022	Cameron LNG, LLC	Various	2011-162-LNG	Long-Term	India	Wilpride	Cameron, Louisiana	3,297,906	
4/30/2022	Cameron LNG, LLC	Various	2011-162-LNG	Long-Term	Lithuania	LNG Endeavour	Cameron, Louisiana	3,402,653	
5/3/2022	Cameron LNG, LLC	Mitsui & Co. Energy Marketing	2011-145-LNG	Long-Term	South Korea	Marvel Falcon	Cameron, Louisiana	3,577,479	
5/5/2022	Cameron LNG, LLC	Various	2011-162-LNG	Long-Term	Japan	Diamond Gas Rose	Cameron, Louisiana	3,506,202	
5/7/2022	Cameron LNG, LLC	Various	2011-162-LNG	Long-Term	Bangladesh	LNG Adventure	Cameron, Louisiana	3,346,361	
5/11/2022	Cameron LNG, LLC	Mitsui & Co. Energy Marketing	2011-162-LNG	Long-Term	Japan	Marvel Pelican	Cameron, Louisiana	3,320,142	
5/14/2022	Cameron LNG, LLC	Various	2011-162-LNG	Long-Term	France	LNG Endurance	Cameron, Louisiana	3,361,771	
5/17/2022	Cameron LNG, LLC	Mitsui & Co. Energy Marketing	2011-162-LNG	Long-Term	Japan	Marvel Crane	Cameron, Louisiana	3,522,069	
5/20/2022	Cameron LNG, LLC	Various	2011-162-LNG	Long-Term	Netherlands	Diamond Gas Victoria	Cameron, Louisiana	3,084,372	
5/22/2022	Cameron LNG, LLC	Various	2011-162-LNG	Long-Term	Brazil	Seapeak Vancouver	Cameron, Louisiana	3,292,256	
5/24/2022	Cameron LNG, LLC	Various	2011-162-LNG	Long-Term	Lithuania	Diamond Gas Crystal	Cameron, Louisiana	3,194,471	
5/26/2022	Cameron LNG, LLC	Various	2011-162-LNG	Long-Term	Croatia	SK Resolute	Cameron, Louisiana	3,386,117	
5/28/2022	Cameron LNG, LLC	Mitsui & Co. Energy Marketing	2011-162-LNG	Long-Term	Japan	Marvel Eagle	Cameron, Louisiana	3,315,401	
5/29/2022	Cameron LNG, LLC	Various	2011-162-LNG	Long-Term	Spain	BW Lilac	Cameron, Louisiana	3,638,156	
6/1/2022	Cameron LNG, LLC	Mitsui & Co. Energy Marketing	2011-145-LNG	Long-Term	South Korea	Marvel Hawk	Cameron, Louisiana	3,620,465	
6/3/2022	Cameron LNG, LLC	Various	2011-162-LNG	Long-Term	Italy	Stena Clear Sky	Cameron, Louisiana	3,462,324	
6/5/2022	Cameron LNG, LLC	Various	2011-162-LNG	Long-Term	Japan	Diamond Gas Orchid	Cameron, Louisiana	3,502,704	

[S] Spot – a one-time transaction for near-term delivery of a specific quantity of LNG at a specific location. Spot cargos could be included in either long-term or short-term authorized types.

[\*] Split cargo – a single shipment of LNG where portions of the cargo have different transactional characteristics. For instance, a single cargo can have more than one buyer, supplier, price, unloading port, loading port, or DOE authorization.

[C] Commissioning cargo – pre-commercial cargo loaded while export facility operations are still undergoing final testing and inspection. Commissioning cargos may occur multiple times for the same facility as individual LNG trains enter service.

Countries of destination are current as of publication date. Any updates to countries of destination reported will be published in the next scheduled *LNG Monthly*.

**VESSEL-BORNE EXPORTS OF DOMESTICALLY-PRODUCED LIQUEFIED NATURAL GAS (LNG)**

Table 2a(iv)

Date of Departure	Name of Exporter	Supplier	Docket Number	Docket Term	Country of Destination	Name of Tanker	Departure Terminal	Volume (Mcf of Natural Gas)	Notes
6/7/2022	Cameron LNG, LLC	Various	2011-162-LNG	Long-Term	Greece	Qogir	Cameron, Louisiana	3,608,510	
6/9/2022	Cameron LNG, LLC	Mitsui & Co. Energy Marketing	2011-162-LNG	Long-Term	United Kingdom	Maran Gas Posidonia	Cameron, Louisiana	3,326,092	
6/11/2022	Cameron LNG, LLC	Various	2011-162-LNG	Long-Term	India	Seri Balhaf	Cameron, Louisiana	3,215,240	
6/13/2022	Cameron LNG, LLC	Various	2011-162-LNG	Long-Term	Croatia	BW Pavilion Aranda	Cameron, Louisiana	3,173,718	
6/15/2022	Cameron LNG, LLC	Mitsui & Co. Energy Marketing	2011-162-LNG	Long-Term	Japan	Marvel Kite	Cameron, Louisiana	3,569,111	
6/17/2022	Cameron LNG, LLC	Various	2011-162-LNG	Long-Term	Greece	La Seine	Cameron, Louisiana	3,359,211	
6/18/2022	Cameron LNG, LLC	Mitsui & Co. Energy Marketing	2011-162-LNG	Long-Term	Lithuania	BW Tulip	Cameron, Louisiana	3,327,789	
6/21/2022	Cameron LNG, LLC	Various	2011-162-LNG	Long-Term	Japan	Diamond Gas Sakura	Cameron, Louisiana	3,500,206	
6/24/2022	Cameron LNG, LLC	Various	2011-162-LNG	Long-Term	Netherlands	Oak Spirit	Cameron, Louisiana	2,807,828	
6/27/2022	Cameron LNG, LLC	Mitsui & Co. Energy Marketing	2011-162-LNG	Long-Term	China	Marvel Swan	Cameron, Louisiana	3,666,598	
6/28/2022	Cameron LNG, LLC	Various	2011-162-LNG	Long-Term	Taiwan	Meridian Spirit	Cameron, Louisiana	3,386,833	
6/29/2022	Cameron LNG, LLC	Various	2011-162-LNG	Long-Term	Spain	Flex Rainbow	Cameron, Louisiana	3,664,919	
7/2/2022	Cameron LNG, LLC	Mitsui & Co. Energy Marketing	2011-162-LNG	Long-Term	Japan	Orion Star	Cameron, Louisiana	3,650,284	
7/4/2022	Cameron LNG, LLC	Various	2011-162-LNG	Long-Term	Lithuania	Minerva Limnos	Cameron, Louisiana	3,635,842	
7/6/2022	Cameron LNG, LLC	Various	2011-162-LNG	Long-Term	India	Flex Ranger	Cameron, Louisiana	3,170,338	
7/8/2022	Cameron LNG, LLC	Various	2011-162-LNG	Long-Term	Poland	Stena Clear Sky	Cameron, Louisiana	3,533,081	
7/10/2022	Cameron LNG, LLC	Various	2011-162-LNG	Long-Term	Japan	Diamond Gas Rose	Cameron, Louisiana	3,508,763	
7/12/2022	Cameron LNG, LLC	Mitsui & Co. Energy Marketing	2011-145-LNG	Long-Term	South Korea	Marvel Falcon	Cameron, Louisiana	3,589,290	
7/13/2022	Cameron LNG, LLC	Various	2011-162-LNG	Long-Term	France	BW Brussels	Cameron, Louisiana	2,948,600	[*]
7/13/2022	Cameron LNG, LLC	Various	2011-162-LNG	Long-Term	Greece	BW Brussels	Cameron, Louisiana	486,623	[*]
7/16/2022	Cameron LNG, LLC	Various Suppliers	2011-145-LNG	Long-Term	Singapore	Solaris	Cameron, Louisiana	3,292,974	
7/19/2022	Cameron LNG, LLC	Mitsui & Co. Energy Marketing	2011-162-LNG	Long-Term	Japan	Marvel Heron	Cameron, Louisiana	3,776,439	
7/21/2022	Cameron LNG, LLC	Various	2011-162-LNG	Long-Term	Croatia	SK Resolute	Cameron, Louisiana	1,102,418	[*]
7/21/2022	Cameron LNG, LLC	Various	2011-162-LNG	Long-Term	Greece	SK Resolute	Cameron, Louisiana	2,722,007	[*]
7/22/2022	Cameron LNG, LLC	Various	2011-162-LNG	Long-Term	Spain	BW Lilac	Cameron, Louisiana	3,563,238	
7/24/2022	Cameron LNG, LLC	Mitsui & Co. Energy Marketing	2011-145-LNG	Long-Term	South Korea	Marvel Pelican	Cameron, Louisiana	3,325,411	
7/27/2022	Cameron LNG, LLC	Various	2011-162-LNG	Long-Term	United Kingdom	BW Pavilion Aranda	Cameron, Louisiana	3,523,471	
7/28/2022	Cameron LNG, LLC	Various Suppliers	2011-145-LNG	Long-Term	Dominican Republic	La Seine	Cameron, Louisiana	3,333,710	
7/30/2022	Cameron LNG, LLC	Various	2011-162-LNG	Long-Term	Greece	LNG Abalamabie	Cameron, Louisiana	2,936,602	
8/2/2022	Cameron LNG, LLC	Various	2011-162-LNG	Long-Term	Croatia	BW Pavilion Leeara	Cameron, Louisiana	3,072,962	[*]
8/2/2022	Cameron LNG, LLC	Various	2011-162-LNG	Long-Term	Spain	BW Pavilion Leeara	Cameron, Louisiana	356,738	[*]
8/4/2022	Cameron LNG, LLC	Mitsui & Co. Energy Marketing	2011-145-LNG	Long-Term	South Korea	Marvel Crane	Cameron, Louisiana	3,697,637	
8/6/2022	Cameron LNG, LLC	Various	2011-162-LNG	Long-Term	Japan	Diamond Gas Orchid	Cameron, Louisiana	3,506,798	
8/7/2022	Cameron LNG, LLC	Various	2011-162-LNG	Long-Term	France	LNG Abalamabie	Cameron, Louisiana	40,522	[*]
8/7/2022	Cameron LNG, LLC	Various	2011-162-LNG	Long-Term	Greece	LNG Abalamabie	Cameron, Louisiana	744,474	[*]
8/9/2022	Cameron LNG, LLC	Mitsui & Co. Energy Marketing	2011-162-LNG	Long-Term	Lithuania	Maran Gas Posidonia	Cameron, Louisiana	3,433,999	
8/11/2022	Cameron LNG, LLC	Various Suppliers	2011-145-LNG	Long-Term	Dominican Republic	LNG Endeavour	Cameron, Louisiana	3,357,167	
8/13/2022	Cameron LNG, LLC	Various	2011-162-LNG	Long-Term	India	Neo Energy	Cameron, Louisiana	3,175,107	
8/14/2022	Cameron LNG, LLC	Various	2011-162-LNG	Long-Term	Kuwait	Maran Gas Alexandria	Cameron, Louisiana	3,394,397	
8/17/2022	Cameron LNG, LLC	Mitsui & Co. Energy Marketing	2011-162-LNG	Long-Term	United Kingdom	Maran Gas Ithaca	Cameron, Louisiana	3,688,925	
8/19/2022	Cameron LNG, LLC	Various	2011-162-LNG	Long-Term	Japan	Diamond Gas Sakura	Cameron, Louisiana	3,503,234	
8/20/2022	Cameron LNG, LLC	Various	2011-162-LNG	Long-Term	Belgium	Transgas Power	Cameron, Louisiana	3,588,696	
8/23/2022	Cameron LNG, LLC	Mitsui & Co. Energy Marketing	2011-162-LNG	Long-Term	United Kingdom	BW Brussels	Cameron, Louisiana	3,399,946	
8/24/2022	Cameron LNG, LLC	Various	2011-162-LNG	Long-Term	Netherlands	BW Lilac	Cameron, Louisiana	3,696,673	
8/28/2022	Cameron LNG, LLC	Various	2011-162-LNG	Long-Term	Brazil	Seapeak Vancouver	Cameron, Louisiana	3,470,619	

[S] Spot – a one-time transaction for near-term delivery of a specific quantity of LNG at a specific location. Spot cargos could be included in either long-term or short-term authorized types.

[\*] Split cargo – a single shipment of LNG where portions of the cargo have different transactional characteristics. For instance, a single cargo can have more than one buyer, supplier, price, unloading port, loading port, or DOE authorization.

[C] Commissioning cargo – pre-commercial cargo loaded while export facility operations are still undergoing final testing and inspection. Commissioning cargos may occur multiple times for the same facility as individual LNG trains enter service.

Countries of destination are current as of publication date. Any updates to countries of destination reported will be published in the next scheduled LNG Monthly.

**VESSEL-BORNE EXPORTS OF DOMESTICALLY-PRODUCED LIQUEFIED NATURAL GAS (LNG)**

Table 2a(iv)

Date of Departure	Name of Exporter	Supplier	Docket Number	Docket Term	Country of Destination	Name of Tanker	Departure Terminal	Volume (Mcf of Natural Gas)	Notes
8/29/2022	Cameron LNG, LLC	Mitsui & Co. Energy Marketing	2011-162-LNG	Long-Term	China	Marvel Kite	Cameron, Louisiana	3,624,087	
8/31/2022	Cameron LNG, LLC	Various Suppliers	2011-145-LNG	Long-Term	South Korea	Celsius Copenhagen	Cameron, Louisiana	3,703,892	
9/1/2022	Cameron LNG, LLC	Various	2011-162-LNG	Long-Term	United Kingdom	Bahrain Spirit	Cameron, Louisiana	2,054,671	[*]
9/1/2022	Cameron LNG, LLC	Mitsui & Co. Energy Marketing	2011-162-LNG	Long-Term	United Kingdom	Bahrain Spirit	Cameron, Louisiana	32,414	[*]
9/3/2022	Cameron LNG, LLC	Mitsui & Co. Energy Marketing	2011-162-LNG	Long-Term	Kuwait	Orion Star	Cameron, Louisiana	3,665,659	
9/5/2022	Cameron LNG, LLC	Various	2011-162-LNG	Long-Term	France	Stena Clear Sky	Cameron, Louisiana	2,764,527	[*]
9/5/2022	Cameron LNG, LLC	Various	2011-162-LNG	Long-Term	France	Stena Clear Sky	Cameron, Louisiana	428,293	[*]
9/5/2022	Cameron LNG, LLC	Mitsui & Co. Energy Marketing	2011-162-LNG	Long-Term	France	Stena Clear Sky	Cameron, Louisiana	302,467	[*]
9/7/2022	Cameron LNG, LLC	Various	2011-162-LNG	Long-Term	France	Diamond Gas Rose	Cameron, Louisiana	3,506,671	
9/9/2022	Cameron LNG, LLC	Mitsui & Co. Energy Marketing	2011-162-LNG	Long-Term	Portugal	Golar Bear	Cameron, Louisiana	2,247,184	
9/10/2022	Cameron LNG, LLC	Various	2011-162-LNG	Long-Term	United Kingdom	Gaslog Hong Kong	Cameron, Louisiana	3,262,816	
9/12/2022	Cameron LNG, LLC	Mitsui & Co. Energy Marketing	2011-162-LNG	Long-Term	Japan	Marvel Falcon	Cameron, Louisiana	3,655,985	
9/14/2022	Cameron LNG, LLC	Various	2011-162-LNG	Long-Term	India	Energy Pacific	Cameron, Louisiana	3,593,159	
9/16/2022	Cameron LNG, LLC	Various	2011-162-LNG	Long-Term	Belgium	BW Tulip	Cameron, Louisiana	3,691,617	
9/18/2022	Cameron LNG, LLC	Mitsui & Co. Energy Marketing	2011-145-LNG	Long-Term	South Korea	Marvel Heron	Cameron, Louisiana	2,794,373	
9/20/2022	Cameron LNG, LLC	Various	2011-162-LNG	Long-Term	France	Gaslog Wales	Cameron, Louisiana	3,645,889	
9/22/2022	Cameron LNG, LLC	Various	2011-162-LNG	Long-Term	China	LNG Endurance	Cameron, Louisiana	3,028,898	[*]
9/22/2022	Cameron LNG, LLC	Various	2011-162-LNG	Long-Term	Indonesia	LNG Endurance	Cameron, Louisiana	326,111	[*]
9/24/2022	Cameron LNG, LLC	Mitsui & Co. Energy Marketing	2011-162-LNG	Long-Term	Belgium	BW Brussels	Cameron, Louisiana	1,877,878	[*]
9/24/2022	Cameron LNG, LLC	Mitsui & Co. Energy Marketing	2011-162-LNG	Long-Term	United Kingdom	BW Brussels	Cameron, Louisiana	1,556,833	[*]
9/26/2022	Cameron LNG, LLC	Various	2011-162-LNG	Long-Term	Spain	BW Lilac	Cameron, Louisiana	3,693,902	
9/28/2022	Cameron LNG, LLC	Various	2011-162-LNG	Long-Term	Indonesia	La Seine	Cameron, Louisiana	182,784	[*]
9/28/2022	Cameron LNG, LLC	Various	2011-162-LNG	Long-Term	Taiwan	La Seine	Cameron, Louisiana	3,072,846	[*]
9/30/2022	Cameron LNG, LLC	Mitsui & Co. Energy Marketing	2011-162-LNG	Long-Term	Poland	Marvel Swan	Cameron, Louisiana	3,244,474	
10/2/2022	Cameron LNG, LLC	Various	2011-162-LNG	Long-Term	France	Shinshu Maru	Cameron, Louisiana	3,606,524	
10/4/2022	Cameron LNG, LLC	Mitsui & Co. Energy Marketing	2011-162-LNG	Long-Term	Kuwait	Marvel Pelican	Cameron, Louisiana	3,299,322	
10/6/2022	Cameron LNG, LLC	Mitsui & Co. Energy Marketing	2011-162-LNG	Long-Term	China	Adriano Knutsen	Cameron, Louisiana	3,600,317	
10/8/2022	Cameron LNG, LLC	Various	2011-162-LNG	Long-Term	Belgium	Gaslog Hong Kong	Cameron, Louisiana	3,562,328	[*]
10/8/2022	Cameron LNG, LLC	Various	2011-162-LNG	Long-Term	Belgium	Gaslog Hong Kong	Cameron, Louisiana	110,215	[*]
10/9/2022	Cameron LNG, LLC	Various	2011-162-LNG	Long-Term	Netherlands	Diamond Gas Metropolis	Cameron, Louisiana	3,592,340	
10/11/2022	Cameron LNG, LLC	Various	2011-162-LNG	Long-Term	Brazil	Seapeak Vancouver	Cameron, Louisiana	3,439,057	
10/13/2022	Cameron LNG, LLC	Various	2011-162-LNG	Long-Term	Japan	Diamond Gas Sakura	Cameron, Louisiana	3,505,346	
10/15/2022	Cameron LNG, LLC	Mitsui & Co. Energy Marketing	2011-162-LNG	Long-Term	France	BW Tulip	Cameron, Louisiana	3,247,943	[*]
10/15/2022	Cameron LNG, LLC	Various	2011-162-LNG	Long-Term	France	BW Tulip	Cameron, Louisiana	388,985	[*]
10/17/2022	Cameron LNG, LLC	Mitsui & Co. Energy Marketing	2011-145-LNG	Long-Term	South Korea	Marvel Crane	Cameron, Louisiana	3,324,493	[*]
10/17/2022	Cameron LNG, LLC	Mitsui & Co. Energy Marketing	2011-162-LNG	Long-Term	China	Marvel Crane	Cameron, Louisiana	259,317	[*]
10/19/2022	Cameron LNG, LLC	Various	2011-162-LNG	Long-Term	India	Neo Energy	Cameron, Louisiana	3,168,874	
10/20/2022	Cameron LNG, LLC	Various	2011-162-LNG	Long-Term	Netherlands	Energy Glory	Cameron, Louisiana	3,461,652	
10/22/2022	Cameron LNG, LLC	Various Suppliers	2011-145-LNG	Long-Term	South Korea	Transgas Power	Cameron, Louisiana	3,679,016	
10/24/2022	Cameron LNG, LLC	Various	2011-162-LNG	Long-Term	Croatia	BW Pavilion Aranthera	Cameron, Louisiana	2,921,650	[*]
10/24/2022	Cameron LNG, LLC	Various	2011-162-LNG	Long-Term	Spain	BW Pavilion Aranthera	Cameron, Louisiana	781,308	[*]
10/25/2022	Cameron LNG, LLC	Mitsui & Co. Energy Marketing	2011-162-LNG	Long-Term	United Kingdom	Golar Bear	Cameron, Louisiana	2,033,187	[*]
10/25/2022	Cameron LNG, LLC	Various	2011-162-LNG	Long-Term	United Kingdom	Golar Bear	Cameron, Louisiana	741,736	[*]
10/27/2022	Cameron LNG, LLC	Mitsui & Co. Energy Marketing	2011-162-LNG	Long-Term	Japan	Marvel Hawk	Cameron, Louisiana	3,495,897	
10/29/2022	Cameron LNG, LLC	Various	2011-162-LNG	Long-Term	United Kingdom	LNG Enterprise	Cameron, Louisiana	3,647,943	

[S] Spot – a one-time transaction for near-term delivery of a specific quantity of LNG at a specific location. Spot cargos could be included in either long-term or short-term authorized types.

[\*] Split cargo – a single shipment of LNG where portions of the cargo have different transactional characteristics. For instance, a single cargo can have more than one buyer, supplier, price, unloading port, loading port, or DOE authorization.

[C] Commissioning cargo – pre-commercial cargo loaded while export facility operations are still undergoing final testing and inspection. Commissioning cargos may occur multiple times for the same facility as individual LNG trains enter service.

Countries of destination are current as of publication date. Any updates to countries of destination reported will be published in the next scheduled LNG Monthly.

**VESSEL-BORNE EXPORTS OF DOMESTICALLY-PRODUCED LIQUEFIED NATURAL GAS (LNG)**

Table 2a(iv)

Date of Departure	Name of Exporter	Supplier	Docket Number	Docket Term	Country of Destination	Name of Tanker	Departure Terminal	Volume (Mcf of Natural Gas)	Notes
10/31/2022	Cameron LNG, LLC	Various	2011-162-LNG	Long-Term	Turkey	Maran Gas Leto	Cameron, Louisiana	3,681,550	
11/2/2022	Cameron LNG, LLC	Mitsui & Co. Energy Marketing	2011-162-LNG	Long-Term	Japan	Orion Star	Cameron, Louisiana	3,694,080	
11/3/2022	Cameron LNG, LLC	Various	2011-162-LNG	Long-Term	United Kingdom	Qogir	Cameron, Louisiana	3,398,423	[*]
11/3/2022	Cameron LNG, LLC	Various	2011-162-LNG	Long-Term	United Kingdom	Qogir	Cameron, Louisiana	302,764	[*]
11/5/2022	Cameron LNG, LLC	Various	2011-162-LNG	Long-Term	Japan	Diamond Gas Rose	Cameron, Louisiana	3,501,642	
11/7/2022	Cameron LNG, LLC	Mitsui & Co. Energy Marketing	2011-145-LNG	Long-Term	South Korea	Marvel Eagle	Cameron, Louisiana	747,470	[*]
11/7/2022	Cameron LNG, LLC	Mitsui & Co. Energy Marketing	2011-162-LNG	Long-Term	Japan	Marvel Eagle	Cameron, Louisiana	2,583,821	[*]
11/9/2022	Cameron LNG, LLC	Various Suppliers	2011-145-LNG	Long-Term	Panama	SK Resolute	Cameron, Louisiana	3,833,187	
11/10/2022	Cameron LNG, LLC	Various	2011-162-LNG	Long-Term	Japan	Diamond Gas Metropolis	Cameron, Louisiana	3,667,586	
11/13/2022	Cameron LNG, LLC	Mitsui & Co. Energy Marketing	2011-162-LNG	Long-Term	Japan	Marvel Swan	Cameron, Louisiana	3,641,533	
11/14/2022	Cameron LNG, LLC	Various	2011-162-LNG	Long-Term	Lithuania	Minerva Amorgos	Cameron, Louisiana	3,189,770	[*]
11/14/2022	Cameron LNG, LLC	Various	2011-162-LNG	Long-Term	Lithuania	Minerva Amorgos	Cameron, Louisiana	518,447	[*]
11/15/2022	Cameron LNG, LLC	Various	2011-162-LNG	Long-Term	Netherlands	Transgas Force	Cameron, Louisiana	676,646	
11/16/2022	Cameron LNG, LLC	Mitsui & Co. Energy Marketing	2011-162-LNG	Long-Term	Japan	Marvel Kite	Cameron, Louisiana	3,584,338	
11/17/2022	Cameron LNG, LLC	Various	2011-162-LNG	Long-Term	India	Ob River	Cameron, Louisiana	3,171,709	
11/20/2022	Cameron LNG, LLC	Mitsui & Co. Energy Marketing	2011-162-LNG	Long-Term	United Kingdom	Maran Gas Alexandria	Cameron, Louisiana	3,359,161	[*]
11/20/2022	Cameron LNG, LLC	Various	2011-162-LNG	Long-Term	United Kingdom	Maran Gas Alexandria	Cameron, Louisiana	75,664	[*]
11/21/2022	Cameron LNG, LLC	Various	2011-162-LNG	Long-Term	Turkey	LNG Abalamabie	Cameron, Louisiana	3,410,166	
11/23/2022	Cameron LNG, LLC	Various	2011-162-LNG	Long-Term	Netherlands	Hoegh Galleon	Cameron, Louisiana	3,616,979	
11/25/2022	Cameron LNG, LLC	Various	2011-162-LNG	Long-Term	Indonesia	Stena Clear Sky	Cameron, Louisiana	505,440	[*]
11/25/2022	Cameron LNG, LLC	Various	2011-162-LNG	Long-Term	South Korea	Stena Clear Sky	Cameron, Louisiana	3,114,089	[*]
11/27/2022	Cameron LNG, LLC	Mitsui & Co. Energy Marketing	2011-162-LNG	Long-Term	United Kingdom	Marvel Heron	Cameron, Louisiana	3,710,756	
11/28/2022	Cameron LNG, LLC	Various	2011-162-LNG	Long-Term	Spain	BW Lilac	Cameron, Louisiana	3,680,748	
12/1/2022	Cameron LNG, LLC	Mitsui & Co. Energy Marketing	2011-162-LNG	Long-Term	Netherlands	Mu Lan	Cameron, Louisiana	3,660,005	
12/3/2022	Cameron LNG, LLC	Various Suppliers	2011-145-LNG	Long-Term	Dominican Republic	Minerva Limnos	Cameron, Louisiana	3,445,552	[*]
12/3/2022	Cameron LNG, LLC	Various Suppliers	2011-145-LNG	Long-Term	Panama	Minerva Limnos	Cameron, Louisiana	249,133	[*]
12/3/2022	Cameron LNG, LLC	Various	2011-162-LNG	Long-Term	Japan	Diamond Gas Orchid	Cameron, Louisiana	3,501,399	
12/5/2022	Cameron LNG, LLC	Various	2011-162-LNG	Long-Term	United Kingdom	SK Resolute	Cameron, Louisiana	737,710	
12/8/2022	Cameron LNG, LLC	Various	2011-162-LNG	Long-Term	United Kingdom	Qogir	Cameron, Louisiana	3,555,314	
12/9/2022	Cameron LNG, LLC	Mitsui & Co. Energy Marketing	2011-162-LNG	Long-Term	Japan	Marvel Falcon	Cameron, Louisiana	3,447,978	[*]
12/9/2022	Cameron LNG, LLC	Various	2011-162-LNG	Long-Term	Japan	Marvel Falcon	Cameron, Louisiana	237,917	[*]
12/11/2022	Cameron LNG, LLC	Mitsui & Co. Energy Marketing	2015-67-LNG	Long-Term	Japan	Golar Bear	Cameron, Louisiana	2,768,547	[*]
12/11/2022	Cameron LNG, LLC	Various	2015-67-LNG	Long-Term	Japan	Golar Bear	Cameron, Louisiana	280,938	[*]
12/11/2022	Cameron LNG, LLC	Various	2015-67-LNG	Long-Term	Spain	Corcovado LNG	Cameron, Louisiana	3,382,895	
12/12/2022	Cameron LNG, LLC	Mitsui & Co. Energy Marketing	2015-67-LNG	Long-Term	France	Marvel Pelican	Cameron, Louisiana	3,284,547	
12/15/2022	Cameron LNG, LLC	Various	2015-67-LNG	Long-Term	Croatia	BW Pavilion Aranthera	Cameron, Louisiana	3,015,343	[*]
12/15/2022	Cameron LNG, LLC	Various	2015-67-LNG	Long-Term	Spain	BW Pavilion Aranthera	Cameron, Louisiana	681,894	[*]
12/17/2022	Cameron LNG, LLC	Various	2015-67-LNG	Long-Term	France	LNG Adventure	Cameron, Louisiana	3,683,416	
12/17/2022	Cameron LNG, LLC	Various	2015-67-LNG	Long-Term	Italy	Gaslog Hong Kong	Cameron, Louisiana	3,712,241	
12/19/2022	Cameron LNG, LLC	Various	2015-67-LNG	Long-Term	France	BW Pavilion Vanda	Cameron, Louisiana	3,426,546	
12/21/2022	Cameron LNG, LLC	Mitsui & Co. Energy Marketing	2015-67-LNG	Long-Term	Japan	Marvel Crane	Cameron, Louisiana	3,670,784	
12/24/2022	Cameron LNG, LLC	Various	2015-67-LNG	Long-Term	India	Neo Energy	Cameron, Louisiana	3,164,652	
12/26/2022	Cameron LNG, LLC	Mitsui & Co. Energy Marketing	2014-204-LNG	Long-Term	Mexico	Marvel Hawk	Cameron, Louisiana	539,427	[*]
12/26/2022	Cameron LNG, LLC	Mitsui & Co. Energy Marketing	2015-67-LNG	Long-Term	Japan	Marvel Hawk	Cameron, Louisiana	2,588,249	[*]
12/26/2022	Cameron LNG, LLC	Various	2015-67-LNG	Long-Term	Japan	Marvel Hawk	Cameron, Louisiana	134,727	[*]

[S] Spot – a one-time transaction for near-term delivery of a specific quantity of LNG at a specific location. Spot cargos could be included in either long-term or short-term authorized types.

[\*] Split cargo – a single shipment of LNG where portions of the cargo have different transactional characteristics. For instance, a single cargo can have more than one buyer, supplier, price, unloading port, loading port, or DOE authorization.

[C] Commissioning cargo – pre-commercial cargo loaded while export facility operations are still undergoing final testing and inspection. Commissioning cargos may occur multiple times for the same facility as individual LNG trains enter service.

Countries of destination are current as of publication date. Any updates to countries of destination reported will be published in the next scheduled LNG Monthly.

**VESSEL-BORNE EXPORTS OF DOMESTICALLY-PRODUCED LIQUEFIED NATURAL GAS (LNG)**

Table 2a(iv)

Date of Departure	Name of Exporter	Supplier	Docket Number	Docket Term	Country of Destination	Name of Tanker	Departure Terminal	Volume (Mcf of Natural Gas)	Notes
12/29/2022	Cameron LNG, LLC	Various	2015-67-LNG	Long-Term	Indonesia	LNG Abalamabie	Cameron, Louisiana	435,523	[*]
12/29/2022	Cameron LNG, LLC	Various	2015-67-LNG	Long-Term	Taiwan	LNG Abalamabie	Cameron, Louisiana	3,266,421	[*]
12/31/2022	Cameron LNG, LLC	Mitsui & Co. Energy Marketing	2015-67-LNG	Long-Term	Turkey	Maran Gas Achilles	Cameron, Louisiana	2,383,783	[*]
12/31/2022	Cameron LNG, LLC	Various	2015-67-LNG	Long-Term	Turkey	Maran Gas Achilles	Cameron, Louisiana	134,128	[*]
<b>TOTAL Exports of LNG from Cameron</b>								<b>660,393,990</b>	

[S] **Spot** – a one-time transaction for near-term delivery of a specific quantity of LNG at a specific location. Spot cargos could be included in either long-term or short-term authorized types.

[\*] **Split cargo** – a single shipment of LNG where portions of the cargo have different transactional characteristics. For instance, a single cargo can have more than one buyer, supplier, price, unloading port, loading port, or DOE authorization.

[C] **Commissioning cargo** – pre-commercial cargo loaded while export facility operations are still undergoing final testing and inspection. Commissioning cargos may occur multiple times for the same facility as individual LNG trains enter service.

Countries of destination are current as of publication date. Any updates to countries of destination reported will be published in the next scheduled *LNG Monthly*.



**VESSEL-BORNE EXPORTS OF DOMESTICALLY-PRODUCED LIQUEFIED NATURAL GAS (LNG)**

Table 2a(v)

Date of Departure	Name of Exporter	Supplier	Docket Number	Docket Term	Country of Destination	Name of Tanker	Departure Terminal	Volume (Mcf of Natural Gas)	Notes
1/1/2022	Freeport LNG Expansion, L.P.	Freeport LNG Expansion, L.P. and FLNG Liquefaction, LLC	2010-161-LNG	Long-Term	Netherlands	British Listener	Freeport, Texas	3,713,634	
1/4/2022	Freeport LNG Expansion, L.P.	Freeport LNG Expansion, L.P. and FLNG Liquefaction, LLC	2010-161-LNG	Long-Term	Croatia	Sean Spirit	Freeport, Texas	2,941,245	[*]
1/4/2022	Freeport LNG Expansion, L.P.	Freeport LNG Expansion, L.P. and FLNG Liquefaction, LLC	2010-161-LNG	Long-Term	Greece	Sean Spirit	Freeport, Texas	760,435	[*]
1/5/2022	Freeport LNG Expansion, L.P.	Freeport LNG Expansion, L.P. and FLNG Liquefaction, LLC	2010-161-LNG	Long-Term	United Kingdom	Creole Spirit	Freeport, Texas	3,509,366	
1/7/2022	Freeport LNG Expansion, L.P.	Freeport LNG Expansion, L.P. and FLNG Liquefaction, LLC	2010-161-LNG	Long-Term	France	LNG Endurance	Freeport, Texas	3,710,807	
1/8/2022	Freeport LNG Expansion, L.P.	Freeport LNG Expansion, L.P. and FLNG Liquefaction, LLC	2010-161-LNG	Long-Term	Turkey	British Mentor	Freeport, Texas	3,509,146	
1/10/2022	Freeport LNG Expansion, L.P.	Freeport LNG Expansion, L.P. and FLNG Liquefaction, LLC	2010-161-LNG	Long-Term	United Kingdom	Kmarin Emerald	Freeport, Texas	3,284,091	
1/12/2022	Freeport LNG Expansion, L.P.	Freeport LNG Expansion, L.P. and FLNG Liquefaction, LLC	2010-161-LNG	Long-Term	France	Arwa Spirit	Freeport, Texas	3,333,999	
1/13/2022	Freeport LNG Expansion, L.P.	Freeport LNG Expansion, L.P. and FLNG Liquefaction, LLC	2010-161-LNG	Long-Term	Turkey	Flex Ranger	Freeport, Texas	3,692,224	
1/14/2022	Freeport LNG Expansion, L.P.	Freeport LNG Expansion, L.P. and FLNG Liquefaction, LLC	2010-160-LNG	Long-Term	South Korea	Prism Agility	Freeport, Texas	3,749,100	
1/18/2022	Freeport LNG Expansion, L.P.	Freeport LNG Expansion, L.P. and FLNG Liquefaction, LLC	2010-161-LNG	Long-Term	Japan	Bushu Maru	Freeport, Texas	3,686,222	
1/20/2022	Freeport LNG Expansion, L.P.	Freeport LNG Expansion, L.P. and FLNG Liquefaction, LLC	2010-161-LNG	Long-Term	Brazil	British Partner	Freeport, Texas	3,560,493	
1/21/2022	Freeport LNG Expansion, L.P.	Freeport LNG Expansion, L.P. and FLNG Liquefaction, LLC	2010-161-LNG	Long-Term	France	Enshu Maru	Freeport, Texas	3,561,310	
1/22/2022	Freeport LNG Expansion, L.P.	Freeport LNG Expansion, L.P. and FLNG Liquefaction, LLC	2010-161-LNG	Long-Term	Brazil	Oak Spirit	Freeport, Texas	3,550,623	
1/23/2022	Freeport LNG Expansion, L.P.	Freeport LNG Expansion, L.P. and FLNG Liquefaction, LLC	2010-161-LNG	Long-Term	United Kingdom	Maran Gas Amorgos	Freeport, Texas	3,529,695	
1/25/2022	Freeport LNG Expansion, L.P.	Freeport LNG Expansion, L.P. and FLNG Liquefaction, LLC	2010-161-LNG	Long-Term	Turkey	Adam LNG	Freeport, Texas	3,333,828	[§]
1/28/2022	Freeport LNG Expansion, L.P.	Freeport LNG Expansion, L.P. and FLNG Liquefaction, LLC	2010-160-LNG	Long-Term	Chile	Gaslog Shanghai	Freeport, Texas	3,162,052	
1/29/2022	Freeport LNG Expansion, L.P.	Freeport LNG Expansion, L.P. and FLNG Liquefaction, LLC	2010-161-LNG	Long-Term	Poland	Global Sea Spirit	Freeport, Texas	3,695,389	
1/30/2022	Freeport LNG Expansion, L.P.	Freeport LNG Expansion, L.P. and FLNG Liquefaction, LLC	2010-161-LNG	Long-Term	France	Nohshu Maru	Freeport, Texas	3,656,355	
2/1/2022	Freeport LNG Expansion, L.P.	Freeport LNG Expansion, L.P. and FLNG Liquefaction, LLC	2010-161-LNG	Long-Term	Turkey	Aristidis I	Freeport, Texas	3,703,412	
2/3/2022	Freeport LNG Expansion, L.P.	Freeport LNG Expansion, L.P. and FLNG Liquefaction, LLC	2010-161-LNG	Long-Term	Italy	Cool Runner	Freeport, Texas	3,391,124	
2/6/2022	Freeport LNG Expansion, L.P.	Freeport LNG Expansion, L.P. and FLNG Liquefaction, LLC	2010-160-LNG	Long-Term	South Korea	Creole Spirit	Freeport, Texas	3,434,976	
2/7/2022	Freeport LNG Expansion, L.P.	Freeport LNG Expansion, L.P. and FLNG Liquefaction, LLC	2010-161-LNG	Long-Term	Turkey	Flex Resolute	Freeport, Texas	3,691,849	
2/9/2022	Freeport LNG Expansion, L.P.	Freeport LNG Expansion, L.P. and FLNG Liquefaction, LLC	2010-160-LNG	Long-Term	South Korea	Palu LNG	Freeport, Texas	3,398,193	
2/10/2022	Freeport LNG Expansion, L.P.	Freeport LNG Expansion, L.P. and FLNG Liquefaction, LLC	2010-161-LNG	Long-Term	Turkey	British Listener	Freeport, Texas	3,694,930	
2/12/2022	Freeport LNG Expansion, L.P.	Freeport LNG Expansion, L.P. and FLNG Liquefaction, LLC	2010-161-LNG	Long-Term	Turkey	Elisa Larus	Freeport, Texas	3,579,794	
2/14/2022	Freeport LNG Expansion, L.P.	Freeport LNG Expansion, L.P. and FLNG Liquefaction, LLC	2010-161-LNG	Long-Term	Netherlands	Corcovado LNG	Freeport, Texas	3,405,272	
2/14/2022	Freeport LNG Expansion, L.P.	Freeport LNG Expansion, L.P. and FLNG Liquefaction, LLC	2010-161-LNG	Long-Term	Spain	Meridian Spirit	Freeport, Texas	3,394,772	
2/15/2022	Freeport LNG Expansion, L.P.	Freeport LNG Expansion, L.P. and FLNG Liquefaction, LLC	2010-160-LNG	Long-Term	South Korea	Kinisis	Freeport, Texas	3,586,535	
2/17/2022	Freeport LNG Expansion, L.P.	Freeport LNG Expansion, L.P. and FLNG Liquefaction, LLC	2010-160-LNG	Long-Term	South Korea	Attalos	Freeport, Texas	2,988,072	

[§] Spot – a one-time transaction for near-term delivery of a specific quantity of LNG at a specific location. Spot cargos could be included in either long-term or short-term authorized types.

[\*] Split cargo – a single shipment of LNG where portions of the cargo have different transactional characteristics. For instance, a single cargo can have more than one buyer, supplier, price, unloading port, loading port, or DOE authorization.

[C] Commissioning cargo – pre-commercial cargo loaded while export facility operations are still undergoing final testing and inspection. Commissioning cargos may occur multiple times for the same facility as individual LNG trains enter service.

Countries of destination are current as of publication date. Any updates to countries of destination reported will be published in the next scheduled LNG Monthly.

**VESSEL-BORNE EXPORTS OF DOMESTICALLY-PRODUCED LIQUEFIED NATURAL GAS (LNG)**

Table 2a(v)

Date of Departure	Name of Exporter	Supplier	Docket Number	Docket Term	Country of Destination	Name of Tanker	Departure Terminal	Volume (Mcf of Natural Gas)	Notes
2/19/2022	Freeport LNG Expansion, L.P.	Freeport LNG Expansion, L.P. and FLNG Liquefaction, LLC	2010-161-LNG	Long-Term	United Kingdom	Prism Courage	Freeport, Texas	3,714,168	
2/21/2022	Freeport LNG Expansion, L.P.	Freeport LNG Expansion, L.P. and FLNG Liquefaction, LLC	2010-161-LNG	Long-Term	France	Gaslog Wellington	Freeport, Texas	3,674,624	
2/25/2022	Freeport LNG Expansion, L.P.	Freeport LNG Expansion, L.P. and FLNG Liquefaction, LLC	2010-161-LNG	Long-Term	Japan	HongKong Energy	Freeport, Texas	2,993,676	
2/27/2022	Freeport LNG Expansion, L.P.	Freeport LNG Expansion, L.P. and FLNG Liquefaction, LLC	2010-161-LNG	Long-Term	Netherlands	LNG Schneeweisschen	Freeport, Texas	3,832,935	
3/1/2022	Freeport LNG Expansion, L.P.	Freeport LNG Expansion, L.P. and FLNG Liquefaction, LLC	2010-161-LNG	Long-Term	France	Diamond Gas Metropolis	Freeport, Texas	3,683,453	
3/3/2022	Freeport LNG Expansion, L.P.	Freeport LNG Expansion, L.P. and FLNG Liquefaction, LLC	2010-161-LNG	Long-Term	United Kingdom	Golar Snow	Freeport, Texas	3,435,900	[S]
3/4/2022	Freeport LNG Expansion, L.P.	Freeport LNG Expansion, L.P. and FLNG Liquefaction, LLC	2010-160-LNG	Long-Term	South Korea	Gaslog Sydney	Freeport, Texas	3,318,434	
3/6/2022	Freeport LNG Expansion, L.P.	Freeport LNG Expansion, L.P. and FLNG Liquefaction, LLC	2010-161-LNG	Long-Term	Turkey	Celsius Copenhagen	Freeport, Texas	2,650,242	
3/8/2022	Freeport LNG Expansion, L.P.	Freeport LNG Expansion, L.P. and FLNG Liquefaction, LLC	2010-161-LNG	Long-Term	Greece	Shinshu Maru	Freeport, Texas	830,979	[*]
3/8/2022	Freeport LNG Expansion, L.P.	Freeport LNG Expansion, L.P. and FLNG Liquefaction, LLC	2010-161-LNG	Long-Term	Turkey	Shinshu Maru	Freeport, Texas	2,762,922	[*]
3/9/2022	Freeport LNG Expansion, L.P.	Freeport LNG Expansion, L.P. and FLNG Liquefaction, LLC	2010-161-LNG	Long-Term	Lithuania	Cool Runner	Freeport, Texas	3,426,893	
3/11/2022	Freeport LNG Expansion, L.P.	Freeport LNG Expansion, L.P. and FLNG Liquefaction, LLC	2010-161-LNG	Long-Term	Netherlands	Golar Celsius	Freeport, Texas	3,013,962	
3/12/2022	Freeport LNG Expansion, L.P.	Freeport LNG Expansion, L.P. and FLNG Liquefaction, LLC	2010-161-LNG	Long-Term	France	Tenergy	Freeport, Texas	3,328,663	
3/13/2022	Freeport LNG Expansion, L.P.	Freeport LNG Expansion, L.P. and FLNG Liquefaction, LLC	2010-161-LNG	Long-Term	Turkey	Aristidis I	Freeport, Texas	2,596,232	
3/16/2022	Freeport LNG Expansion, L.P.	Freeport LNG Expansion, L.P. and FLNG Liquefaction, LLC	2010-161-LNG	Long-Term	Netherlands	Minerva Limnos	Freeport, Texas	3,690,750	
3/18/2022	Freeport LNG Expansion, L.P.	Freeport LNG Expansion, L.P. and FLNG Liquefaction, LLC	2010-161-LNG	Long-Term	France	Maran Gas Andros	Freeport, Texas	3,676,291	
3/19/2022	Freeport LNG Expansion, L.P.	Freeport LNG Expansion, L.P. and FLNG Liquefaction, LLC	2010-161-LNG	Long-Term	Croatia	Corcovado LNG	Freeport, Texas	3,357,766	
3/20/2022	Freeport LNG Expansion, L.P.	Freeport LNG Expansion, L.P. and FLNG Liquefaction, LLC	2010-161-LNG	Long-Term	United Kingdom	Prism Brilliance	Freeport, Texas	3,812,974	
3/21/2022	Freeport LNG Expansion, L.P.	Freeport LNG Expansion, L.P. and FLNG Liquefaction, LLC	2010-161-LNG	Long-Term	Belgium	British Listener	Freeport, Texas	3,586,787	
3/24/2022	Freeport LNG Expansion, L.P.	Freeport LNG Expansion, L.P. and FLNG Liquefaction, LLC	2010-161-LNG	Long-Term	Brazil	Gaslog Salem	Freeport, Texas	2,235,507	
3/26/2022	Freeport LNG Expansion, L.P.	Freeport LNG Expansion, L.P. and FLNG Liquefaction, LLC	2010-161-LNG	Long-Term	France	Flex Rainbow	Freeport, Texas	3,641,533	[S]
3/27/2022	Freeport LNG Expansion, L.P.	Freeport LNG Expansion, L.P. and FLNG Liquefaction, LLC	2010-160-LNG	Long-Term	South Korea	Gaslog Shanghai	Freeport, Texas	1,653,118	[S]
3/29/2022	Freeport LNG Expansion, L.P.	Freeport LNG Expansion, L.P. and FLNG Liquefaction, LLC	2010-161-LNG	Long-Term	United Kingdom	Transgas Force	Freeport, Texas	3,657,072	
3/30/2022	Freeport LNG Expansion, L.P.	Freeport LNG Expansion, L.P. and FLNG Liquefaction, LLC	2010-161-LNG	Long-Term	China	Prism Agility	Freeport, Texas	3,817,892	
3/31/2022	Freeport LNG Expansion, L.P.	Freeport LNG Expansion, L.P. and FLNG Liquefaction, LLC	2010-161-LNG	Long-Term	Spain	British Contributor	Freeport, Texas	2,316,022	
4/2/2022	Freeport LNG Expansion, L.P.	Freeport LNG Expansion, L.P. and FLNG Liquefaction, LLC	2010-161-LNG	Long-Term	Netherlands	LNG Schneeweisschen	Freeport, Texas	3,838,762	
4/3/2022	Freeport LNG Expansion, L.P.	Freeport LNG Expansion, L.P. and FLNG Liquefaction, LLC	2010-161-LNG	Long-Term	Italy	Flex Aurora	Freeport, Texas	2,923,520	
4/5/2022	Freeport LNG Expansion, L.P.	Freeport LNG Expansion, L.P. and FLNG Liquefaction, LLC	2010-161-LNG	Long-Term	Netherlands	British Achiever	Freeport, Texas	3,474,060	
4/8/2022	Freeport LNG Expansion, L.P.	Freeport LNG Expansion, L.P. and FLNG Liquefaction, LLC	2010-161-LNG	Long-Term	France	Yiannis	Freeport, Texas	3,090,918	
4/10/2022	Freeport LNG Expansion, L.P.	Freeport LNG Expansion, L.P. and FLNG Liquefaction, LLC	2010-161-LNG	Long-Term	Netherlands	LNG Rosenrot	Freeport, Texas	3,207,035	
4/12/2022	Freeport LNG Expansion, L.P.	Freeport LNG Expansion, L.P. and FLNG Liquefaction, LLC	2010-161-LNG	Long-Term	France	Oogir	Freeport, Texas	2,689,142	

[S] Spot – a one-time transaction for near-term delivery of a specific quantity of LNG at a specific location. Spot cargos could be included in either long-term or short-term authorized types.

[\*] Split cargo – a single shipment of LNG where portions of the cargo have different transactional characteristics. For instance, a single cargo can have more than one buyer, supplier, price, unloading port, loading port, or DOE authorization.

[C] Commissioning cargo – pre-commercial cargo loaded while export facility operations are still undergoing final testing and inspection. Commissioning cargos may occur multiple times for the same facility as individual LNG trains enter service.

Countries of destination are current as of publication date. Any updates to countries of destination reported will be published in the next scheduled LNG Monthly.



**VESSEL-BORNE EXPORTS OF DOMESTICALLY-PRODUCED LIQUEFIED NATURAL GAS (LNG)**

Table 2a(v)

Date of Departure	Name of Exporter	Supplier	Docket Number	Docket Term	Country of Destination	Name of Tanker	Departure Terminal	Volume (Mcf of Natural Gas)	Notes
4/14/2022	Freeport LNG Expansion, L.P.	Freeport LNG Expansion, L.P. and FLNG Liquefaction, LLC	2010-161-LNG	Long-Term	Poland	BW Magnolia	Freeport, Texas	3,660,907	
4/16/2022	Freeport LNG Expansion, L.P.	Freeport LNG Expansion, L.P. and FLNG Liquefaction, LLC	2010-161-LNG	Long-Term	France	Creole Spirit	Freeport, Texas	3,426,693	[S],[C]
4/20/2022	Freeport LNG Expansion, L.P.	Freeport LNG Expansion, L.P. and FLNG Liquefaction, LLC	2010-160-LNG	Long-Term	South Korea	Diamond Gas Metropolis	Freeport, Texas	3,144,646	
4/22/2022	Freeport LNG Expansion, L.P.	Freeport LNG Expansion, L.P. and FLNG Liquefaction, LLC	2010-161-LNG	Long-Term	Lithuania	Aristidis I	Freeport, Texas	3,300,728	
4/24/2022	Freeport LNG Expansion, L.P.	Freeport LNG Expansion, L.P. and FLNG Liquefaction, LLC	2010-161-LNG	Long-Term	Japan	Maran Gas Andros	Freeport, Texas	2,558,691	
4/25/2022	Freeport LNG Expansion, L.P.	Freeport LNG Expansion, L.P. and FLNG Liquefaction, LLC	2010-160-LNG	Long-Term	Panama	Point Fortin	Freeport, Texas	776,887	
4/26/2022	Freeport LNG Expansion, L.P.	Freeport LNG Expansion, L.P. and FLNG Liquefaction, LLC	2010-161-LNG	Long-Term	France	Cool Runner	Freeport, Texas	1,070,502	
4/27/2022	Freeport LNG Expansion, L.P.	Freeport LNG Expansion, L.P. and FLNG Liquefaction, LLC	2010-161-LNG	Long-Term	France	Golar Crystal	Freeport, Texas	1,107,136	
4/29/2022	Freeport LNG Expansion, L.P.	Freeport LNG Expansion, L.P. and FLNG Liquefaction, LLC	2010-161-LNG	Long-Term	Spain	British Contributor	Freeport, Texas	1,015,564	
5/2/2022	Freeport LNG Expansion, L.P.	Freeport LNG Expansion, L.P. and FLNG Liquefaction, LLC	2010-160-LNG	Long-Term	South Korea	Prism Courage	Freeport, Texas	3,616,673	
5/3/2022	Freeport LNG Expansion, L.P.	Freeport LNG Expansion, L.P. and FLNG Liquefaction, LLC	2010-161-LNG	Long-Term	Spain	Corcovado LNG	Freeport, Texas	3,358,722	
5/6/2022	Freeport LNG Expansion, L.P.	Freeport LNG Expansion, L.P. and FLNG Liquefaction, LLC	2010-161-LNG	Long-Term	France	Elisa Larus	Freeport, Texas	3,682,036	
5/7/2022	Freeport LNG Expansion, L.P.	Freeport LNG Expansion, L.P. and FLNG Liquefaction, LLC	2010-161-LNG	Long-Term	Greece	BW Lesmes	Freeport, Texas	3,119,628	
5/9/2022	Freeport LNG Expansion, L.P.	Freeport LNG Expansion, L.P. and FLNG Liquefaction, LLC	2010-161-LNG	Long-Term	Argentina	Hellas Diana	Freeport, Texas	3,300,987	[*]
5/9/2022	Freeport LNG Expansion, L.P.	Freeport LNG Expansion, L.P. and FLNG Liquefaction, LLC	2010-161-LNG	Long-Term	Brazil	Hellas Diana	Freeport, Texas	207,603	[*]
5/10/2022	Freeport LNG Expansion, L.P.	Freeport LNG Expansion, L.P. and FLNG Liquefaction, LLC	2010-161-LNG	Long-Term	Italy	Orion Star	Freeport, Texas	3,699,428	
5/11/2022	Freeport LNG Expansion, L.P.	Freeport LNG Expansion, L.P. and FLNG Liquefaction, LLC	2010-161-LNG	Long-Term	Netherlands	Qogir	Freeport, Texas	3,723,405	
5/13/2022	Freeport LNG Expansion, L.P.	Freeport LNG Expansion, L.P. and FLNG Liquefaction, LLC	2010-161-LNG	Long-Term	Brazil	LNG Schneeweissen	Freeport, Texas	3,848,180	
5/16/2022	Freeport LNG Expansion, L.P.	Freeport LNG Expansion, L.P. and FLNG Liquefaction, LLC	2010-161-LNG	Long-Term	Spain	British Contributor	Freeport, Texas	2,718,435	
5/17/2022	Freeport LNG Expansion, L.P.	Freeport LNG Expansion, L.P. and FLNG Liquefaction, LLC	2010-161-LNG	Long-Term	Japan	Sohshu Maru	Freeport, Texas	3,680,614	
5/19/2022	Freeport LNG Expansion, L.P.	Freeport LNG Expansion, L.P. and FLNG Liquefaction, LLC	2010-161-LNG	Long-Term	France	BW Tulip	Freeport, Texas	3,651,018	
5/20/2022	Freeport LNG Expansion, L.P.	Freeport LNG Expansion, L.P. and FLNG Liquefaction, LLC	2010-160-LNG	Long-Term	South Korea	Prism Brilliance	Freeport, Texas	3,419,686	
5/22/2022	Freeport LNG Expansion, L.P.	Freeport LNG Expansion, L.P. and FLNG Liquefaction, LLC	2010-161-LNG	Long-Term	Spain	BW Magnolia	Freeport, Texas	3,645,685	
5/23/2022	Freeport LNG Expansion, L.P.	Freeport LNG Expansion, L.P. and FLNG Liquefaction, LLC	2010-161-LNG	Long-Term	Argentina	Creole Spirit	Freeport, Texas	3,333,792	[*],[S]
5/23/2022	Freeport LNG Expansion, L.P.	Freeport LNG Expansion, L.P. and FLNG Liquefaction, LLC	2010-161-LNG	Long-Term	Brazil	Creole Spirit	Freeport, Texas	206,271	[*],[S]
5/25/2022	Freeport LNG Expansion, L.P.	Freeport LNG Expansion, L.P. and FLNG Liquefaction, LLC	2010-161-LNG	Long-Term	Argentina	Cubal	Freeport, Texas	2,090,464	[*]
5/25/2022	Freeport LNG Expansion, L.P.	Freeport LNG Expansion, L.P. and FLNG Liquefaction, LLC	2010-161-LNG	Long-Term	Brazil	Cubal	Freeport, Texas	1,267,713	[*]
5/27/2022	Freeport LNG Expansion, L.P.	Freeport LNG Expansion, L.P. and FLNG Liquefaction, LLC	2010-161-LNG	Long-Term	Netherlands	British Listener	Freeport, Texas	3,648,919	
5/29/2022	Freeport LNG Expansion, L.P.	Freeport LNG Expansion, L.P. and FLNG Liquefaction, LLC	2010-161-LNG	Long-Term	Lithuania	Transgas Power	Freeport, Texas	3,722,010	
5/30/2022	Freeport LNG Expansion, L.P.	Freeport LNG Expansion, L.P. and FLNG Liquefaction, LLC	2010-161-LNG	Long-Term	Argentina	Flex Constellation	Freeport, Texas	2,135,982	[*]

[S] Spot – a one-time transaction for near-term delivery of a specific quantity of LNG at a specific location. Spot cargos could be included in either long-term or short-term authorized types.

[\*] Split cargo – a single shipment of LNG where portions of the cargo have different transactional characteristics. For instance, a single cargo can have more than one buyer, supplier, price, unloading port, loading port, or DOE authorization.

[C] Commissioning cargo – pre-commercial cargo loaded while export facility operations are still undergoing final testing and inspection. Commissioning cargos may occur multiple times for the same facility as individual LNG trains enter service.

Countries of destination are current as of publication date. Any updates to countries of destination reported will be published in the next scheduled LNG Monthly.

**VESSEL-BORNE EXPORTS OF DOMESTICALLY-PRODUCED LIQUEFIED NATURAL GAS (LNG)**

Table 2a(v)

Date of Departure	Name of Exporter	Supplier	Docket Number	Docket Term	Country of Destination	Name of Tanker	Departure Terminal	Volume (Mcf of Natural Gas)	Notes
5/30/2022	Freeport LNG Expansion, L.P.	Freeport LNG Expansion, L.P. and FLNG Liquefaction, LLC	2010-161-LNG	Long-Term	Brazil	Flex Constellation	Freeport, Texas	1,404,252	[*]
6/1/2022	Freeport LNG Expansion, L.P.	Freeport LNG Expansion, L.P. and FLNG Liquefaction, LLC	2010-161-LNG	Long-Term	France	Nohshu Maru	Freeport, Texas	3,676,786	
6/3/2022	Freeport LNG Expansion, L.P.	Freeport LNG Expansion, L.P. and FLNG Liquefaction, LLC	2010-161-LNG	Long-Term	Thailand	BW Pavilion Aranthera	Freeport, Texas	3,539,457	
6/4/2022	Freeport LNG Expansion, L.P.	Freeport LNG Expansion, L.P. and FLNG Liquefaction, LLC	2010-160-LNG	Long-Term	South Korea	Prism Agility	Freeport, Texas	3,489,160	
6/6/2022	Freeport LNG Expansion, L.P.	Freeport LNG Expansion, L.P. and FLNG Liquefaction, LLC	2010-160-LNG	Long-Term	Mexico	British Sapphire	Freeport, Texas	3,292,316	
6/7/2022	Freeport LNG Expansion, L.P.	Freeport LNG Expansion, L.P. and FLNG Liquefaction, LLC	2010-161-LNG	Long-Term	Belgium	Corcovado LNG	Freeport, Texas	3,325,489	
<b>TOTAL Exports of LNG from Freeport</b>								<b>301,007,640</b>	

[S] Spot – a one-time transaction for near-term delivery of a specific quantity of LNG at a specific location. Spot cargos could be included in either long-term or short-term authorized types.

[\*] Split cargo – a single shipment of LNG where portions of the cargo have different transactional characteristics. For instance, a single cargo can have more than one buyer, supplier, price, unloading port, loading port, or DOE authorization.

[C] Commissioning cargo – pre-commercial cargo loaded while export facility operations are still undergoing final testing and inspection. Commissioning cargos may occur multiple times for the same facility as individual LNG trains enter service.

Countries of destination are current as of publication date. Any updates to countries of destination reported will be published in the next scheduled LNG Monthly.

**VESSEL-BORNE EXPORTS OF DOMESTICALLY-PRODUCED LIQUEFIED NATURAL GAS (LNG)**

Table 2a(vi)

Date of Departure	Name of Exporter	Supplier	Docket Number	Docket Term	Country of Destination	Name of Tanker	Departure Terminal	Volume (Mcf of Natural Gas)	Notes
1/7/2022	Southern LNG Company, L.L.C.	Shell NA LNG LLC	2012-54-LNG	Long-Term	Colombia	Bilbao Knutsen	Elba Island, Georgia	485,631	
1/20/2022	Southern LNG Company, L.L.C.	Shell NA LNG LLC	2012-100-LNG	Long-Term	Croatia	Gaslog Gladstone	Elba Island, Georgia	2,828,364	
1/23/2022	Southern LNG Company, L.L.C.	Shell NA LNG LLC	2012-100-LNG	Long-Term	France	Bilbao Knutsen	Elba Island, Georgia	2,961,212	
2/5/2022	Southern LNG Company, L.L.C.	Shell NA LNG LLC	2012-100-LNG	Long-Term	Brazil	Gaslog Gibraltar	Elba Island, Georgia	3,692,485	
2/8/2022	Southern LNG Company, L.L.C.	Shell NA LNG LLC	2012-100-LNG	Long-Term	Malta	Methane Princess	Elba Island, Georgia	2,345,260	
2/13/2022	Southern LNG Company, L.L.C.	Shell NA LNG LLC	2012-100-LNG	Long-Term	Turkey	LNGSHIPS Manhattan	Elba Island, Georgia	3,588,842	
3/1/2022	Southern LNG Company, L.L.C.	Shell NA LNG LLC	2012-54-LNG	Long-Term	Singapore	Solaris	Elba Island, Georgia	2,900,472	
3/19/2022	Southern LNG Company, L.L.C.	Shell NA LNG LLC	2012-100-LNG	Long-Term	Spain	Gaslog Windsor	Elba Island, Georgia	3,491,245	
3/24/2022	Southern LNG Company, L.L.C.	Shell NA LNG LLC	2012-100-LNG	Long-Term	Lithuania	Hispania Spirit	Elba Island, Georgia	2,272,874	
4/1/2022	Southern LNG Company, L.L.C.	Shell NA LNG LLC	2012-100-LNG	Long-Term	Lithuania	Traiano Knutsen	Elba Island, Georgia	3,555,709	
4/18/2022	Southern LNG Company, L.L.C.	Shell NA LNG LLC	2012-100-LNG	Long-Term	France	Magdala	Elba Island, Georgia	3,693,983	
4/30/2022	Southern LNG Company, L.L.C.	Shell NA LNG LLC	2012-100-LNG	Long-Term	Spain	BW Pavilion Aranda	Elba Island, Georgia	3,538,321	
5/2/2022	Southern LNG Company, L.L.C.	Shell NA LNG LLC	2012-100-LNG	Long-Term	Netherlands	Golar Seal	Elba Island, Georgia	3,290,442	
5/30/2022	Southern LNG Company, L.L.C.	Shell NA LNG LLC	2012-100-LNG	Long-Term	France	Flex Rainbow	Elba Island, Georgia	3,656,141	
6/10/2022	Southern LNG Company, L.L.C.	Shell NA LNG LLC	2012-100-LNG	Long-Term	Spain	Malanje	Elba Island, Georgia	3,427,232	
6/17/2022	Southern LNG Company, L.L.C.	Shell NA LNG LLC	2012-100-LNG	Long-Term	Netherlands	Maran Gas Pericles	Elba Island, Georgia	3,562,432	
6/25/2022	Southern LNG Company, L.L.C.	Shell NA LNG LLC	2012-100-LNG	Long-Term	France	BW Lilac	Elba Island, Georgia	3,698,594	
7/13/2022	Southern LNG Company, L.L.C.	Shell NA LNG LLC	2012-100-LNG	Long-Term	Netherlands	Gaslog Gladstone	Elba Island, Georgia	3,614,525	
7/24/2022	Southern LNG Company, L.L.C.	Shell NA LNG LLC	2012-100-LNG	Long-Term	France	Sestao Knutsen	Elba Island, Georgia	2,948,692	
7/28/2022	Southern LNG Company, L.L.C.	Shell NA LNG LLC	2012-100-LNG	Long-Term	Kuwait	Seapack Hispania	Elba Island, Georgia	2,536,514	
8/10/2022	Southern LNG Company, L.L.C.	Shell NA LNG LLC	2012-100-LNG	Long-Term	Italy	Maran Gas Achilles	Elba Island, Georgia	2,012,370	
8/19/2022	Southern LNG Company, L.L.C.	Shell NA LNG LLC	2012-100-LNG	Long-Term	Italy	Kool Baltic	Elba Island, Georgia	3,623,431	
8/31/2022	Southern LNG Company, L.L.C.	Shell NA LNG LLC	2012-100-LNG	Long-Term	Netherlands	Methane Becki Anne	Elba Island, Georgia	3,570,962	
9/10/2022	Southern LNG Company, L.L.C.	Shell NA LNG LLC	2012-100-LNG	Long-Term	Italy	Maran Gas Achilles	Elba Island, Georgia	1,175,598	
9/15/2022	Southern LNG Company, L.L.C.	Shell NA LNG LLC	2012-100-LNG	Long-Term	Netherlands	Seapeak Hispania	Elba Island, Georgia	2,860,218	
9/19/2022	Southern LNG Company, L.L.C.	Shell NA LNG LLC	2012-100-LNG	Long-Term	United Kingdom	Methane Mickie Harper	Elba Island, Georgia	2,055,350	
9/25/2022	Southern LNG Company, L.L.C.	Shell NA LNG LLC	2012-100-LNG	Long-Term	Netherlands	Murex	Elba Island, Georgia	3,650,053	
10/4/2022	Southern LNG Company, L.L.C.	Shell NA LNG LLC	2012-100-LNG	Long-Term	France	Maran Gas Chios	Elba Island, Georgia	3,677,768	
10/23/2022	Southern LNG Company, L.L.C.	Shell NA LNG LLC	2012-100-LNG	Long-Term	Netherlands	Magdala	Elba Island, Georgia	3,701,789	
11/3/2022	Southern LNG Company, L.L.C.	Shell NA LNG LLC	2012-100-LNG	Long-Term	Croatia	Kool Baltic	Elba Island, Georgia	2,384,937	
11/15/2022	Southern LNG Company, L.L.C.	Shell NA LNG LLC	2012-100-LNG	Long-Term	Netherlands	Methane Princess	Elba Island, Georgia	2,102,501	
11/18/2022	Southern LNG Company, L.L.C.	Shell NA LNG LLC	2012-100-LNG	Long-Term	Netherlands	Maran Gas Agamemnon	Elba Island, Georgia	3,225,129	
11/27/2022	Southern LNG Company, L.L.C.	Shell NA LNG LLC	2012-100-LNG	Long-Term	Malta	Seapeak Madrid	Elba Island, Georgia	2,927,571	
12/5/2022	Southern LNG Company, L.L.C.	Shell NA LNG LLC	2012-100-LNG	Long-Term	United Kingdom	Kool Baltic	Elba Island, Georgia	2,923,035	
12/17/2022	Southern LNG Company, L.L.C.	Shell NA LNG LLC	2012-100-LNG	Long-Term	United Kingdom	Gaslog Gladstone	Elba Island, Georgia	3,613,331	
12/23/2022	Southern LNG Company, L.L.C.	Shell NA LNG LLC	2012-100-LNG	Long-Term	United Kingdom	Methane Princess	Elba Island, Georgia	2,844,281	
<b>TOTAL Exports of LNG from Elba Island</b>								<b>108,437,294</b>	

[S] Spot – a one-time transaction for near-term delivery of a specific quantity of LNG at a specific location. Spot cargos could be included in either long-term or short-term authorized types.  
[\*] Split cargo – a single shipment of LNG where portions of the cargo have different transactional characteristics. For instance, a single cargo can have more than one buyer, supplier, price, unloading port, loading port, or DOE authorization.  
[C] Commissioning cargo – pre-commercial cargo loaded while export facility operations are still undergoing final testing and inspection. Commissioning cargos may occur multiple times for the same facility as individual LNG trains enter service.  
Countries of destination are current as of publication date. Any updates to countries of destination reported will be published in the next scheduled *LNG Monthly*.

**VESSEL-BORNE EXPORTS OF DOMESTICALLY-PRODUCED LIQUEFIED NATURAL GAS (LNG)**

Table 2a(vi)

Date of Departure	Name of Exporter	Supplier	Docket Number	Docket Term	Country of Destination	Name of Tanker	Departure Terminal	Volume (Mcf of Natural Gas)	Notes
3/1/2022	Venture Global Calcasieu Pass, LLC	Venture Global Calcasieu Pass, LLC	2015-25-LNG	Long-Term	France	Yiannis	Cameron, Louisiana	3,693,172	[C]
3/9/2022	Venture Global Calcasieu Pass, LLC	Venture Global Calcasieu Pass, LLC	2015-25-LNG	Long-Term	United Kingdom	Vivirt City LNG	Cameron, Louisiana	3,707,987	[C]
3/17/2022	Venture Global Calcasieu Pass, LLC	Venture Global Calcasieu Pass, LLC	2015-25-LNG	Long-Term	Japan	Nohshu Maru	Cameron, Louisiana	3,451,299	[C]
3/24/2022	Venture Global Calcasieu Pass, LLC	Venture Global Calcasieu Pass, LLC	2015-25-LNG	Long-Term	Italy	Stena Crystal Sky	Cameron, Louisiana	3,701,555	[C]
3/29/2022	Venture Global Calcasieu Pass, LLC	Venture Global Calcasieu Pass, LLC	2015-25-LNG	Long-Term	France	Elisa Larus	Cameron, Louisiana	3,638,615	[S],[C]
4/8/2022	Venture Global Calcasieu Pass, LLC	Venture Global Calcasieu Pass, LLC	2015-25-LNG	Long-Term	Italy	LNG Enterprise	Cameron, Louisiana	3,448,362	[S],[C]
4/13/2022	Venture Global Calcasieu Pass, LLC	Venture Global Calcasieu Pass, LLC	2015-25-LNG	Long-Term	China	MOL Hestia	Cameron, Louisiana	3,673,246	[C]
4/19/2022	Venture Global Calcasieu Pass, LLC	Venture Global Calcasieu Pass, LLC	2015-25-LNG	Long-Term	Argentina	Vivirt City LNG	Cameron, Louisiana	2,219,287	[*],[C]
4/19/2022	Venture Global Calcasieu Pass, LLC	Venture Global Calcasieu Pass, LLC	2015-25-LNG	Long-Term	Spain	Vivirt City LNG	Cameron, Louisiana	1,499,754	[*],[C]
4/26/2022	Venture Global Calcasieu Pass, LLC	Venture Global Calcasieu Pass, LLC	2015-25-LNG	Long-Term	Poland	Maran Gas Apollonia	Cameron, Louisiana	3,454,531	[S],[C]
4/29/2022	Venture Global Calcasieu Pass, LLC	Venture Global Calcasieu Pass, LLC	2013-69-LNG	Long-Term	Panama	BW Pavilion Vanda	Cameron, Louisiana	759,480	[*],[C]
4/29/2022	Venture Global Calcasieu Pass, LLC	Venture Global Calcasieu Pass, LLC	2015-25-LNG	Long-Term	France	BW Pavilion Vanda	Cameron, Louisiana	2,683,329	[*],[C]
5/4/2022	Venture Global Calcasieu Pass, LLC	Venture Global Calcasieu Pass, LLC	2015-25-LNG	Long-Term	Brazil	Hoegh Esperanza	Cameron, Louisiana	3,581,092	[S],[C]
5/10/2022	Venture Global Calcasieu Pass, LLC	Venture Global Calcasieu Pass, LLC	2015-25-LNG	Long-Term	France	Shinshu Maru	Cameron, Louisiana	3,686,850	[C]
5/16/2022	Venture Global Calcasieu Pass, LLC	Venture Global Calcasieu Pass, LLC	2015-25-LNG	Long-Term	Italy	Flex Endeavor	Cameron, Louisiana	3,667,755	[C]
5/20/2022	Venture Global Calcasieu Pass, LLC	Venture Global Calcasieu Pass, LLC	2015-25-LNG	Long-Term	Italy	Grace Dahlia	Cameron, Louisiana	3,740,609	[C]
5/24/2022	Venture Global Calcasieu Pass, LLC	Venture Global Calcasieu Pass, LLC	2015-25-LNG	Long-Term	Netherlands	Aristidis I	Cameron, Louisiana	3,664,611	[S],[C]
5/29/2022	Venture Global Calcasieu Pass, LLC	Venture Global Calcasieu Pass, LLC	2015-25-LNG	Long-Term	Poland	Golar Seal	Cameron, Louisiana	3,414,211	[C]
5/31/2022	Venture Global Calcasieu Pass, LLC	Venture Global Calcasieu Pass, LLC	2015-25-LNG	Long-Term	France	BW Brussels	Cameron, Louisiana	1,989,768	[*],[S],[C]
5/31/2022	Venture Global Calcasieu Pass, LLC	Venture Global Calcasieu Pass, LLC	2015-25-LNG	Long-Term	Greece	BW Brussels	Cameron, Louisiana	1,477,801	[*],[S],[C]
6/3/2022	Venture Global Calcasieu Pass, LLC	Venture Global Calcasieu Pass, LLC	2015-25-LNG	Long-Term	Poland	Maran Gas Apollonia	Cameron, Louisiana	3,452,736	[C]
6/6/2022	Venture Global Calcasieu Pass, LLC	Venture Global Calcasieu Pass, LLC	2015-25-LNG	Long-Term	Poland	Flex Aurora	Cameron, Louisiana	3,644,520	[S],[C]
6/10/2022	Venture Global Calcasieu Pass, LLC	Venture Global Calcasieu Pass, LLC	2013-69-LNG	Long-Term	Colombia	Tristar Ruby	Cameron, Louisiana	911,888	[S],[*],[C]
6/10/2022	Venture Global Calcasieu Pass, LLC	Venture Global Calcasieu Pass, LLC	2015-25-LNG	Long-Term	Argentina	Tristar Ruby	Cameron, Louisiana	2,363,887	[S],[*],[C]
6/12/2022	Venture Global Calcasieu Pass, LLC	Venture Global Calcasieu Pass, LLC	2015-25-LNG	Long-Term	Argentina	Vivit Americas Lng	Cameron, Louisiana	2,265,397	[*],[C]
6/12/2022	Venture Global Calcasieu Pass, LLC	Venture Global Calcasieu Pass, LLC	2015-25-LNG	Long-Term	Brazil	Vivit Americas Lng	Cameron, Louisiana	1,440,237	[*],[C]
6/15/2022	Venture Global Calcasieu Pass, LLC	Venture Global Calcasieu Pass, LLC	2015-25-LNG	Long-Term	Argentina	Seapeak Magellan	Cameron, Louisiana	2,173,174	[S],[*],[C]
6/15/2022	Venture Global Calcasieu Pass, LLC	Venture Global Calcasieu Pass, LLC	2015-25-LNG	Long-Term	Brazil	Seapeak Magellan	Cameron, Louisiana	1,100,703	[S],[*],[C]
6/18/2022	Venture Global Calcasieu Pass, LLC	Venture Global Calcasieu Pass, LLC	2015-25-LNG	Long-Term	France	Palu LNG	Cameron, Louisiana	3,212,261	[S],[C]
6/20/2022	Venture Global Calcasieu Pass, LLC	Venture Global Calcasieu Pass, LLC	2015-25-LNG	Long-Term	China	MOL Hestia	Cameron, Louisiana	3,662,664	[C]
6/24/2022	Venture Global Calcasieu Pass, LLC	Venture Global Calcasieu Pass, LLC	2015-25-LNG	Long-Term	Thailand	Gaslog Glasgow	Cameron, Louisiana	3,380,055	[C]
6/26/2022	Venture Global Calcasieu Pass, LLC	Venture Global Calcasieu Pass, LLC	2015-25-LNG	Long-Term	Argentina	Methane Heather Sally	Cameron, Louisiana	2,214,006	[S],[C]
6/29/2022	Venture Global Calcasieu Pass, LLC	Venture Global Calcasieu Pass, LLC	2015-25-LNG	Long-Term	Argentina	Hellas Athina	Cameron, Louisiana	2,296,387	[S],[C]
7/4/2022	Venture Global Calcasieu Pass, LLC	Venture Global Calcasieu Pass, LLC	2013-69-LNG	Long-Term	South Korea	Maran Gas Vergina	Cameron, Louisiana	3,559,771	[S],[C]
7/6/2022	Venture Global Calcasieu Pass, LLC	Venture Global Calcasieu Pass, LLC	2015-25-LNG	Long-Term	Poland	Golar Seal	Cameron, Louisiana	3,420,121	[C]
7/7/2022	Venture Global Calcasieu Pass, LLC	Venture Global Calcasieu Pass, LLC	2015-25-LNG	Long-Term	Argentina	Point Fortin	Cameron, Louisiana	2,139,761	[S],[C]
7/10/2022	Venture Global Calcasieu Pass, LLC	Venture Global Calcasieu Pass, LLC	2015-25-LNG	Long-Term	France	Yiannis	Cameron, Louisiana	3,467,713	[C]
7/13/2022	Venture Global Calcasieu Pass, LLC	Venture Global Calcasieu Pass, LLC	2015-25-LNG	Long-Term	Argentina	Transgas Power	Cameron, Louisiana	2,216,716	[S],[C]
7/15/2022	Venture Global Calcasieu Pass, LLC	Venture Global Calcasieu Pass, LLC	2013-69-LNG	Long-Term	South Korea	Seapeak Creole	Cameron, Louisiana	3,362,901	[S],[C]
7/18/2022	Venture Global Calcasieu Pass, LLC	Venture Global Calcasieu Pass, LLC	2015-25-LNG	Long-Term	Poland	Maran Gas Apollonia	Cameron, Louisiana	3,452,614	[C]
7/23/2022	Venture Global Calcasieu Pass, LLC	Venture Global Calcasieu Pass, LLC	2015-25-LNG	Long-Term	Netherlands	Grace Dahlia	Cameron, Louisiana	3,726,751	[C]
7/25/2022	Venture Global Calcasieu Pass, LLC	Venture Global Calcasieu Pass, LLC	2015-25-LNG	Long-Term	Argentina	Global Star	Cameron, Louisiana	2,211,922	[S],[C]
7/28/2022	Venture Global Calcasieu Pass, LLC	Venture Global Calcasieu Pass, LLC	2015-25-LNG	Long-Term	Spain	Kool Baltic	Cameron, Louisiana	3,368,980	[C]
7/30/2022	Venture Global Calcasieu Pass, LLC	Venture Global Calcasieu Pass, LLC	2015-25-LNG	Long-Term	France	Seapeak Magellan	Cameron, Louisiana	2,212,428	[S],[C]
8/2/2022	Venture Global Calcasieu Pass, LLC	Venture Global Calcasieu Pass, LLC	2015-25-LNG	Long-Term	China	Flex Endeavor	Cameron, Louisiana	3,654,707	[C]

[S] Spot – a one-time transaction for near-term delivery of a specific quantity of LNG at a specific location. Spot cargos could be included in either long-term or short-term authorized types.

[\*] Split cargo – a single shipment of LNG where portions of the cargo have different transactional characteristics. For instance, a single cargo can have more than one buyer, supplier, price, unloading port, loading port, or DOE authorization.

[C] Commissioning cargo – pre-commercial cargo loaded while export facility operations are still undergoing final testing and inspection. Commissioning cargos may occur multiple times for the same facility as individual LNG trains enter service.

Countries of destination are current as of publication date. Any updates to countries of destination reported will be published in the next scheduled *LNG Monthly*.

**VESSEL-BORNE EXPORTS OF DOMESTICALLY-PRODUCED LIQUEFIED NATURAL GAS (LNG)**

Table 2a(vi)

Date of Departure	Name of Exporter	Supplier	Docket Number	Docket Term	Country of Destination	Name of Tanker	Departure Terminal	Volume (Mcf of Natural Gas)	Notes
8/3/2022	Venture Global Calcasieu Pass, LLC	Venture Global Calcasieu Pass, LLC	2015-25-LNG	Long-Term	Argentina	Methane Heather Sally	Cameron, Louisiana	2,202,354	[S],[C]
8/9/2022	Venture Global Calcasieu Pass, LLC	Venture Global Calcasieu Pass, LLC	2015-25-LNG	Long-Term	Croatia	LNG Endurance	Cameron, Louisiana	3,682,732	[C]
8/12/2022	Venture Global Calcasieu Pass, LLC	Venture Global Calcasieu Pass, LLC	2013-69-LNG	Long-Term	South Korea	Diamond Gas Victoria	Cameron, Louisiana	3,414,774	[C]
8/15/2022	Venture Global Calcasieu Pass, LLC	Venture Global Calcasieu Pass, LLC	2015-25-LNG	Long-Term	France	Elisa Aquila	Cameron, Louisiana	1,773,576	[S],[*],[C]
8/15/2022	Venture Global Calcasieu Pass, LLC	Venture Global Calcasieu Pass, LLC	2015-25-LNG	Long-Term	Greece	Elisa Aquila	Cameron, Louisiana	1,691,144	[S],[*],[C]
8/18/2022	Venture Global Calcasieu Pass, LLC	Venture Global Calcasieu Pass, LLC	2015-25-LNG	Long-Term	Poland	Golar Seal	Cameron, Louisiana	3,418,167	[C]
8/21/2022	Venture Global Calcasieu Pass, LLC	Venture Global Calcasieu Pass, LLC	2015-25-LNG	Long-Term	Greece	La Seine	Cameron, Louisiana	3,464,842	[C]
8/25/2022	Venture Global Calcasieu Pass, LLC	Venture Global Calcasieu Pass, LLC	2015-25-LNG	Long-Term	Italy	Vivirt City LNG	Cameron, Louisiana	3,677,729	[C]
8/29/2022	Venture Global Calcasieu Pass, LLC	Venture Global Calcasieu Pass, LLC	2015-25-LNG	Long-Term	Netherlands	Maran Gas Delphi	Cameron, Louisiana	3,371,953	[C]
8/31/2022	Venture Global Calcasieu Pass, LLC	Venture Global Calcasieu Pass, LLC	2015-25-LNG	Long-Term	United Kingdom	Golar Glacier	Cameron, Louisiana	3,417,920	[C]
9/4/2022	Venture Global Calcasieu Pass, LLC	Venture Global Calcasieu Pass, LLC	2015-25-LNG	Long-Term	Netherlands	Elisa Larus	Cameron, Louisiana	3,467,975	[S],[C]
9/7/2022	Venture Global Calcasieu Pass, LLC	Venture Global Calcasieu Pass, LLC	2015-25-LNG	Long-Term	China	MOL Hestia	Cameron, Louisiana	3,659,591	[C]
9/9/2022	Venture Global Calcasieu Pass, LLC	Venture Global Calcasieu Pass, LLC	2015-25-LNG	Long-Term	France	Yiannis	Cameron, Louisiana	3,466,893	[C]
9/12/2022	Venture Global Calcasieu Pass, LLC	Venture Global Calcasieu Pass, LLC	2015-25-LNG	Long-Term	France	Adamastos	Cameron, Louisiana	3,417,101	[C]
9/14/2022	Venture Global Calcasieu Pass, LLC	Venture Global Calcasieu Pass, LLC	2015-25-LNG	Long-Term	United Kingdom	Cool Runner	Cameron, Louisiana	3,422,739	[C]
9/17/2022	Venture Global Calcasieu Pass, LLC	Venture Global Calcasieu Pass, LLC	2015-25-LNG	Long-Term	United Kingdom	LNG Enterprise	Cameron, Louisiana	3,467,179	[C]
9/19/2022	Venture Global Calcasieu Pass, LLC	Venture Global Calcasieu Pass, LLC	2015-25-LNG	Long-Term	Italy	Orion Sun	Cameron, Louisiana	3,681,984	[C]
9/21/2022	Venture Global Calcasieu Pass, LLC	Venture Global Calcasieu Pass, LLC	2015-25-LNG	Long-Term	France	LNG Abuja II	Cameron, Louisiana	3,661,308	[C]
9/24/2022	Venture Global Calcasieu Pass, LLC	Venture Global Calcasieu Pass, LLC	2015-25-LNG	Long-Term	Poland	Golar Seal	Cameron, Louisiana	3,416,927	[C]
9/26/2022	Venture Global Calcasieu Pass, LLC	Venture Global Calcasieu Pass, LLC	2015-25-LNG	Long-Term	Kuwait	LNGShips Athena	Cameron, Louisiana	3,372,642	[C]
9/29/2022	Venture Global Calcasieu Pass, LLC	Venture Global Calcasieu Pass, LLC	2015-25-LNG	Long-Term	Poland	Maran Gas Apollonia	Cameron, Louisiana	3,439,884	[C]
10/1/2022	Venture Global Calcasieu Pass, LLC	Venture Global Calcasieu Pass, LLC	2013-69-LNG	Long-Term	Dominican Republic	Seapeak Magellan	Cameron, Louisiana	3,469,424	[C]
10/3/2022	Venture Global Calcasieu Pass, LLC	Venture Global Calcasieu Pass, LLC	2013-69-LNG	Long-Term	South Korea	Palu LNG	Cameron, Louisiana	3,247,575	[C]
10/5/2022	Venture Global Calcasieu Pass, LLC	Venture Global Calcasieu Pass, LLC	2015-25-LNG	Long-Term	Greece	Stena Clear Sky	Cameron, Louisiana	3,470,005	[C]
10/8/2022	Venture Global Calcasieu Pass, LLC	Venture Global Calcasieu Pass, LLC	2015-25-LNG	Long-Term	Lithuania	Elisa Larus	Cameron, Louisiana	3,483,539	[C]
10/10/2022	Venture Global Calcasieu Pass, LLC	Venture Global Calcasieu Pass, LLC	2015-25-LNG	Long-Term	United Kingdom	Seapeak Marib	Cameron, Louisiana	3,421,880	[C]
10/14/2022	Venture Global Calcasieu Pass, LLC	Venture Global Calcasieu Pass, LLC	2015-25-LNG	Long-Term	Netherlands	Maria Energy	Cameron, Louisiana	3,675,251	[C]
10/16/2022	Venture Global Calcasieu Pass, LLC	Venture Global Calcasieu Pass, LLC	2015-25-LNG	Long-Term	Spain	Golar Glacier	Cameron, Louisiana	3,437,293	[C]
10/18/2022	Venture Global Calcasieu Pass, LLC	Venture Global Calcasieu Pass, LLC	2015-25-LNG	Long-Term	United Kingdom	Grace Dahlia	Cameron, Louisiana	3,739,566	[C]
10/21/2022	Venture Global Calcasieu Pass, LLC	Venture Global Calcasieu Pass, LLC	2013-69-LNG	Long-Term	South Korea	LNG Abuja II	Cameron, Louisiana	3,730,837	[C]
10/23/2022	Venture Global Calcasieu Pass, LLC	Venture Global Calcasieu Pass, LLC	2013-69-LNG	Long-Term	Singapore	Maran Gas Delphi	Cameron, Louisiana	3,227,066	[C]
10/24/2022	Venture Global Calcasieu Pass, LLC	Venture Global Calcasieu Pass, LLC	2015-25-LNG	Long-Term	France	Seapeak Meridian	Cameron, Louisiana	2,516,784	[*],[S],[C]
10/24/2022	Venture Global Calcasieu Pass, LLC	Venture Global Calcasieu Pass, LLC	2015-25-LNG	Long-Term	Greece	Seapeak Meridian	Cameron, Louisiana	954,112	[*],[S],[C]
10/29/2022	Venture Global Calcasieu Pass, LLC	Venture Global Calcasieu Pass, LLC	2015-25-LNG	Long-Term	Poland	Golar Seal	Cameron, Louisiana	3,416,990	[C]
10/30/2022	Venture Global Calcasieu Pass, LLC	Venture Global Calcasieu Pass, LLC	2015-25-LNG	Long-Term	Belgium	Hellas Diana	Cameron, Louisiana	3,517,609	[C]
11/2/2022	Venture Global Calcasieu Pass, LLC	Venture Global Calcasieu Pass, LLC	2015-25-LNG	Long-Term	Poland	Maran Gas Apollonia	Cameron, Louisiana	3,452,772	[C]
11/4/2022	Venture Global Calcasieu Pass, LLC	Venture Global Calcasieu Pass, LLC	2015-25-LNG	Long-Term	United Kingdom	Flex Constellation	Cameron, Louisiana	3,494,662	[C]
11/6/2022	Venture Global Calcasieu Pass, LLC	Venture Global Calcasieu Pass, LLC	2015-25-LNG	Long-Term	France	Gaslog Wales	Cameron, Louisiana	3,752,850	[C]
11/8/2022	Venture Global Calcasieu Pass, LLC	Venture Global Calcasieu Pass, LLC	2015-25-LNG	Long-Term	United Kingdom	Flex Ranger	Cameron, Louisiana	1,294,536	[S],[C]
11/9/2022	Venture Global Calcasieu Pass, LLC	Venture Global Calcasieu Pass, LLC	2015-25-LNG	Long-Term	France	Seapeak Marib	Cameron, Louisiana	3,283,138	[C]
11/13/2022	Venture Global Calcasieu Pass, LLC	Venture Global Calcasieu Pass, LLC	2015-25-LNG	Long-Term	United Kingdom	BW Pavilion Vanda	Cameron, Louisiana	3,457,141	[C]
11/15/2022	Venture Global Calcasieu Pass, LLC	Venture Global Calcasieu Pass, LLC	2015-25-LNG	Long-Term	China	Seapeak Methane	Cameron, Louisiana	3,112,953	[C]
11/20/2022	Venture Global Calcasieu Pass, LLC	Venture Global Calcasieu Pass, LLC	2015-25-LNG	Long-Term	Netherlands	Maria Energy	Cameron, Louisiana	3,685,479	[C]
11/23/2022	Venture Global Calcasieu Pass, LLC	Venture Global Calcasieu Pass, LLC	2015-25-LNG	Long-Term	United Kingdom	Flex Vigilant	Cameron, Louisiana	3,390,753	[C]

[S] Spot – a one-time transaction for near-term delivery of a specific quantity of LNG at a specific location. Spot cargos could be included in either long-term or short-term authorized types.

[\*] Split cargo – a single shipment of LNG where portions of the cargo have different transactional characteristics. For instance, a single cargo can have more than one buyer, supplier, price, unloading port, loading port, or DOE authorization.

[C] Commissioning cargo – pre-commercial cargo loaded while export facility operations are still undergoing final testing and inspection. Commissioning cargos may occur multiple times for the same facility as individual LNG trains enter service.

Countries of destination are current as of publication date. Any updates to countries of destination reported will be published in the next scheduled *LNG Monthly*.

**VESSEL-BORNE EXPORTS OF DOMESTICALLY-PRODUCED LIQUEFIED NATURAL GAS (LNG)**

Table 2a(vi)

Date of Departure	Name of Exporter	Supplier	Docket Number	Docket Term	Country of Destination	Name of Tanker	Departure Terminal	Volume (Mcf of Natural Gas)	Notes
11/26/2022	Venture Global Calcasieu Pass, LLC	Venture Global Calcasieu Pass, LLC	2015-25-LNG	Long-Term	France	Maran Gas Achilles	Cameron, Louisiana	3,535,563	[C]
11/28/2022	Venture Global Calcasieu Pass, LLC	Venture Global Calcasieu Pass, LLC	2015-25-LNG	Long-Term	United Kingdom	BW Magnolia	Cameron, Louisiana	3,669,455	[S],[C]
12/2/2022	Venture Global Calcasieu Pass, LLC	Venture Global Calcasieu Pass, LLC	2015-25-LNG	Long-Term	Spain	Cool Runner	Cameron, Louisiana	3,428,754	[C]
12/5/2022	Venture Global Calcasieu Pass, LLC	Venture Global Calcasieu Pass, LLC	2015-25-LNG	Long-Term	United Kingdom	Hellas Diana	Cameron, Louisiana	3,520,861	[C]
12/7/2022	Venture Global Calcasieu Pass, LLC	Venture Global Calcasieu Pass, LLC	2015-25-LNG	Long-Term	Poland	Golar Seal	Cameron, Louisiana	3,423,895	[C]
12/9/2022	Venture Global Calcasieu Pass, LLC	Venture Global Calcasieu Pass, LLC	2015-25-LNG	Long-Term	United Kingdom	Vivit Americas Lng	Cameron, Louisiana	3,593,176	[C]
12/11/2022	Venture Global Calcasieu Pass, LLC	Venture Global Calcasieu Pass, LLC	2015-25-LNG	Long-Term	Turkey	BW Lesmes	Cameron, Louisiana	3,169,718	[S],[C]
12/14/2022	Venture Global Calcasieu Pass, LLC	Venture Global Calcasieu Pass, LLC	2015-25-LNG	Long-Term	United Kingdom	Solaris	Cameron, Louisiana	3,314,363	[C]
12/15/2022	Venture Global Calcasieu Pass, LLC	Venture Global Calcasieu Pass, LLC	2015-25-LNG	Long-Term	Poland	Maran Gas Apollonia	Cameron, Louisiana	3,461,133	[C]
12/17/2022	Venture Global Calcasieu Pass, LLC	Venture Global Calcasieu Pass, LLC	2015-25-LNG	Long-Term	France	Seapeak Marib	Cameron, Louisiana	3,293,147	[C]
12/20/2022	Venture Global Calcasieu Pass, LLC	Venture Global Calcasieu Pass, LLC	2015-25-LNG	Long-Term	Germany	Maria Energy	Cameron, Louisiana	3,686,076	[C]
12/21/2022	Venture Global Calcasieu Pass, LLC	Venture Global Calcasieu Pass, LLC	2015-25-LNG	Long-Term	Netherlands	Energy Universe	Cameron, Louisiana	3,479,643	[C]
12/30/2022	Venture Global Calcasieu Pass, LLC	Venture Global Calcasieu Pass, LLC	2015-25-LNG	Long-Term	Spain	Alicante Knutsen	Cameron, Louisiana	3,379,664	[C]
<b>TOTAL Exports of LNG from Calcasieu Pass</b>								<b>317,842,691</b>	

[S] Spot – a one-time transaction for near-term delivery of a specific quantity of LNG at a specific location. Spot cargos could be included in either long-term or short-term authorized types.

[\*] Split cargo – a single shipment of LNG where portions of the cargo have different transactional characteristics. For instance, a single cargo can have more than one buyer, supplier, price, unloading port, loading port, or DOE authorization.

[C] Commissioning cargo – pre-commercial cargo loaded while export facility operations are still undergoing final testing and inspection. Commissioning cargos may occur multiple times for the same facility as individual LNG trains enter service.

Countries of destination are current as of publication date. Any updates to countries of destination reported will be published in the next scheduled LNG Monthly.



**VESSEL-BORNE EXPORTS OF DOMESTICALLY-PRODUCED LIQUEFIED NATURAL GAS (LNG) SHIPPED BY ISO CONTAINER**

Table 2b

Date of Departure	Name of Exporter	Supplier	Docket Number	Country of Destination	Name of Ocean Going Vessel	ISO Container Loading Facility & Location	U.S. Export Port or Terminal	Volume (Mcf of Natural Gas)	Notes
1/3/2022	American LNG Marketing LLC	Peninsula Energy Services Co	2014-209-LNG	Bahamas	Emerald Express	Haileah, Florida	Ft. Lauderdale, Florida	2,544	
1/3/2022	American LNG Marketing LLC	Peninsula Energy Services Co	2014-209-LNG	Haiti	Delphinus	Haileah, Florida	Ft. Lauderdale, Florida	4,240	
1/5/2022	American LNG Marketing LLC	Peninsula Energy Services Co	2014-209-LNG	Bahamas	Emerald Express	Haileah, Florida	Ft. Lauderdale, Florida	2,544	
1/6/2022	American LNG Marketing LLC	Peninsula Energy Services Co	2014-209-LNG	Barbados	Contship Air	Haileah, Florida	Ft. Lauderdale, Florida	6,784	
1/6/2022	American LNG Marketing LLC	Peninsula Energy Services Co	2014-209-LNG	Jamaica	NFE Clean Energy	Haileah, Florida	Ft. Lauderdale, Florida	27,136	
1/7/2022	American LNG Marketing LLC	Peninsula Energy Services Co	2014-209-LNG	Bahamas	Caribbean Express	Haileah, Florida	Ft. Lauderdale, Florida	3,392	
1/8/2022	American LNG Marketing LLC	Peninsula Energy Services Co	2014-209-LNG	Haiti	SLNC York	Haileah, Florida	Ft. Lauderdale, Florida	5,936	
1/10/2022	American LNG Marketing LLC	Peninsula Energy Services Co	2014-209-LNG	Bahamas	Bahamas Express	Haileah, Florida	Ft. Lauderdale, Florida	3,392	
1/10/2022	American LNG Marketing LLC	Peninsula Energy Services Co	2014-209-LNG	Bahamas	Florida Express	Haileah, Florida	Ft. Lauderdale, Florida	3,392	
1/12/2022	American LNG Marketing LLC	Peninsula Energy Services Co	2014-209-LNG	Bahamas	Grand Master II	Haileah, Florida	Ft. Lauderdale, Florida	1,696	
1/13/2022	American LNG Marketing LLC	Peninsula Energy Services Co	2014-209-LNG	Barbados	AS Laetitia	Haileah, Florida	Ft. Lauderdale, Florida	6,784	
1/14/2022	American LNG Marketing LLC	Peninsula Energy Services Co	2014-209-LNG	Bahamas	Cape Express	Haileah, Florida	Ft. Lauderdale, Florida	1,696	
1/15/2022	American LNG Marketing LLC	Peninsula Energy Services Co	2014-209-LNG	Haiti	Jan Caribe	Haileah, Florida	Ft. Lauderdale, Florida	2,544	
1/15/2022	American LNG Marketing LLC	Peninsula Energy Services Co	2014-209-LNG	Jamaica	NFE Clean Energy	Haileah, Florida	Ft. Lauderdale, Florida	27,136	
1/17/2022	American LNG Marketing LLC	Peninsula Energy Services Co	2014-209-LNG	Bahamas	Bahamas Express	Haileah, Florida	Ft. Lauderdale, Florida	2,544	
1/17/2022	American LNG Marketing LLC	Peninsula Energy Services Co	2014-209-LNG	Jamaica	Contship Pax	Haileah, Florida	Ft. Lauderdale, Florida	2,544	
1/19/2022	American LNG Marketing LLC	Peninsula Energy Services Co	2014-209-LNG	Bahamas	Grand Master II	Haileah, Florida	Ft. Lauderdale, Florida	848	
1/20/2022	American LNG Marketing LLC	Peninsula Energy Services Co	2014-209-LNG	Barbados	Contship Air	Haileah, Florida	Ft. Lauderdale, Florida	7,632	
1/21/2022	American LNG Marketing LLC	Peninsula Energy Services Co	2014-209-LNG	Bahamas	Sea Express	Haileah, Florida	Ft. Lauderdale, Florida	1,696	
1/23/2022	American LNG Marketing LLC	Peninsula Energy Services Co	2014-209-LNG	Haiti	Anna Maria	Haileah, Florida	Ft. Lauderdale, Florida	2,544	
1/23/2022	American LNG Marketing LLC	Peninsula Energy Services Co	2014-209-LNG	Jamaica	NFE Clean Energy	Haileah, Florida	Ft. Lauderdale, Florida	27,136	
1/25/2022	American LNG Marketing LLC	Peninsula Energy Services Co	2014-209-LNG	Bahamas	Florida Express	Haileah, Florida	Ft. Lauderdale, Florida	2,544	
1/26/2022	American LNG Marketing LLC	Peninsula Energy Services Co	2014-209-LNG	Bahamas	Grand Master II	Haileah, Florida	Ft. Lauderdale, Florida	1,696	
1/27/2022	American LNG Marketing LLC	Peninsula Energy Services Co	2014-209-LNG	Barbados	Hohebank	Haileah, Florida	Ft. Lauderdale, Florida	5,936	
1/28/2022	American LNG Marketing LLC	Peninsula Energy Services Co	2014-209-LNG	Bahamas	Bahamas Express	Haileah, Florida	Ft. Lauderdale, Florida	4,240	
1/31/2022	American LNG Marketing LLC	Peninsula Energy Services Co	2014-209-LNG	Bahamas	Caribbean Express	Haileah, Florida	Ft. Lauderdale, Florida	1,696	
1/31/2022	American LNG Marketing LLC	Peninsula Energy Services Co	2014-209-LNG	Haiti	Anna Maria	Haileah, Florida	Ft. Lauderdale, Florida	4,240	
2/2/2022	American LNG Marketing LLC	Peninsula Energy Services Co	2014-209-LNG	Bahamas	Grand Master II	Haileah, Florida	Ft. Lauderdale, Florida	848	
2/3/2022	American LNG Marketing LLC	Peninsula Energy Services Co	2014-209-LNG	Bahamas	Bahamas Express	Haileah, Florida	Ft. Lauderdale, Florida	2,544	
2/3/2022	American LNG Marketing LLC	Peninsula Energy Services Co	2014-209-LNG	Barbados	Contship Air	Haileah, Florida	Ft. Lauderdale, Florida	7,632	
2/4/2022	American LNG Marketing LLC	Peninsula Energy Services Co	2014-209-LNG	Bahamas	Sea Express	Haileah, Florida	Ft. Lauderdale, Florida	4,240	
2/7/2022	American LNG Marketing LLC	Peninsula Energy Services Co	2014-209-LNG	Bahamas	Sea Express	Haileah, Florida	Ft. Lauderdale, Florida	2,544	
2/7/2022	American LNG Marketing LLC	Peninsula Energy Services Co	2014-209-LNG	Jamaica	NFE Clean Energy	Haileah, Florida	Ft. Lauderdale, Florida	27,136	
2/9/2022	American LNG Marketing LLC	Peninsula Energy Services Co	2014-209-LNG	Bahamas	Grand Master II	Haileah, Florida	Ft. Lauderdale, Florida	1,696	
2/10/2022	American LNG Marketing LLC	Peninsula Energy Services Co	2014-209-LNG	Bahamas	Caribbean Express	Haileah, Florida	Ft. Lauderdale, Florida	3,392	
2/10/2022	American LNG Marketing LLC	Peninsula Energy Services Co	2014-209-LNG	Barbados	AS Laetitia	Haileah, Florida	Ft. Lauderdale, Florida	7,632	
2/11/2022	American LNG Marketing LLC	Peninsula Energy Services Co	2014-209-LNG	Jamaica	NFE Clean Energy	Haileah, Florida	Ft. Lauderdale, Florida	27,136	
2/16/2022	American LNG Marketing LLC	Peninsula Energy Services Co	2014-209-LNG	Bahamas	Vi-Nais	Haileah, Florida	Ft. Lauderdale, Florida	1,696	
2/16/2022	American LNG Marketing LLC	Peninsula Energy Services Co	2014-209-LNG	Haiti	Anna Maria	Haileah, Florida	Ft. Lauderdale, Florida	5,936	
2/18/2022	American LNG Marketing LLC	Peninsula Energy Services Co	2014-209-LNG	Bahamas	Cape Express	Haileah, Florida	Ft. Lauderdale, Florida	3,392	
2/18/2022	American LNG Marketing LLC	Peninsula Energy Services Co	2014-209-LNG	Bahamas	Eastwind	Haileah, Florida	Ft. Lauderdale, Florida	1,696	
2/18/2022	American LNG Marketing LLC	Peninsula Energy Services Co	2014-209-LNG	Barbados	Contship Air	Haileah, Florida	Ft. Lauderdale, Florida	8,480	
2/19/2022	American LNG Marketing LLC	Peninsula Energy Services Co	2014-209-LNG	Jamaica	NFE Clean Energy	Haileah, Florida	Ft. Lauderdale, Florida	27,136	
2/21/2022	American LNG Marketing LLC	Peninsula Energy Services Co	2014-209-LNG	Haiti	Delphinus	Haileah, Florida	Ft. Lauderdale, Florida	2,544	
2/22/2022	American LNG Marketing LLC	Peninsula Energy Services Co	2014-209-LNG	Bahamas	Florida Express	Haileah, Florida	Ft. Lauderdale, Florida	1,696	

[S] Spot – a one-time transaction for near-term delivery of a specific quantity of LNG at a specific location. Spot cargos could be included in either long-term or short-term authorized types.

[\*] Split cargo – a single shipment of LNG where portions of the cargo have different transactional characteristics. For instance, a single cargo can have more than one buyer, supplier, price, unloading port, loading port, or DOE authorization.

[C] Commissioning cargo – pre-commercial cargo loaded while export facility operations are still undergoing final testing and inspection. Commissioning cargos may occur multiple times for the same facility as individual LNG trains enter service.

Countries of destination are current as of publication date. Any updates to countries of destination reported will be published in the next scheduled LNG Monthly.

**VESSEL-BORNE EXPORTS OF DOMESTICALLY-PRODUCED LIQUEFIED NATURAL GAS (LNG) SHIPPED BY ISO CONTAINER**

Table 2b

Date of Departure	Name of Exporter	Supplier	Docket Number	Country of Destination	Name of Ocean Going Vessel	ISO Container Loading Facility & Location	U.S. Export Port or Terminal	Volume (Mcf of Natural Gas)	Notes
2/23/2022	American LNG Marketing LLC	Peninsula Energy Services Co	2014-209-LNG	Bahamas	Cape Express	Haileah, Florida	Ft. Lauderdale, Florida	2,544	
2/23/2022	American LNG Marketing LLC	Peninsula Energy Services Co	2014-209-LNG	Bahamas	Grand Master II	Haileah, Florida	Ft. Lauderdale, Florida	1,696	
2/24/2022	American LNG Marketing LLC	Peninsula Energy Services Co	2014-209-LNG	Barbados	Hohebank	Haileah, Florida	Ft. Lauderdale, Florida	6,784	
2/25/2022	American LNG Marketing LLC	Peninsula Energy Services Co	2014-209-LNG	Bahamas	Emerald Express	Haileah, Florida	Ft. Lauderdale, Florida	1,696	
2/27/2022	American LNG Marketing LLC	Peninsula Energy Services Co	2014-209-LNG	Haiti	Delphinus	Haileah, Florida	Ft. Lauderdale, Florida	7,632	
2/27/2022	American LNG Marketing LLC	Peninsula Energy Services Co	2014-209-LNG	Jamaica	NFE Clean Energy	Haileah, Florida	Ft. Lauderdale, Florida	27,136	
2/28/2022	American LNG Marketing LLC	Peninsula Energy Services Co	2014-209-LNG	Bahamas	Emerald Express	Haileah, Florida	Ft. Lauderdale, Florida	1,696	
3/1/2022	American LNG Marketing LLC	Peninsula Energy Services Co	2014-209-LNG	Bahamas	Florida Express	Haileah, Florida	Ft. Lauderdale, Florida	1,696	
3/2/2022	American LNG Marketing LLC	Peninsula Energy Services Co	2014-209-LNG	Bahamas	Florida Express	Haileah, Florida	Ft. Lauderdale, Florida	2,544	
3/2/2022	American LNG Marketing LLC	Peninsula Energy Services Co	2014-209-LNG	Bahamas	Grand Master II	Haileah, Florida	Ft. Lauderdale, Florida	2,544	
3/3/2022	American LNG Marketing LLC	Peninsula Energy Services Co	2014-209-LNG	Barbados	Contship Air	Haileah, Florida	Ft. Lauderdale, Florida	7,632	
3/4/2022	American LNG Marketing LLC	Peninsula Energy Services Co	2014-209-LNG	Bahamas	Caribbean Express	Haileah, Florida	Ft. Lauderdale, Florida	1,696	
3/6/2022	American LNG Marketing LLC	Peninsula Energy Services Co	2014-209-LNG	Haiti	Delphinus	Haileah, Florida	Ft. Lauderdale, Florida	5,088	
3/7/2022	American LNG Marketing LLC	Peninsula Energy Services Co	2014-209-LNG	Bahamas	Caribbean Express	Haileah, Florida	Ft. Lauderdale, Florida	2,544	
3/8/2022	American LNG Marketing LLC	Peninsula Energy Services Co	2014-209-LNG	Bahamas	Florida Express	Haileah, Florida	Ft. Lauderdale, Florida	1,696	
3/8/2022	American LNG Marketing LLC	Peninsula Energy Services Co	2014-209-LNG	Jamaica	NFE Clean Energy	Haileah, Florida	Ft. Lauderdale, Florida	27,136	
3/9/2022	American LNG Marketing LLC	Peninsula Energy Services Co	2014-209-LNG	Bahamas	Grand Master II	Haileah, Florida	Ft. Lauderdale, Florida	1,696	
3/10/2022	American LNG Marketing LLC	Peninsula Energy Services Co	2014-209-LNG	Barbados	AS Laetitia	Haileah, Florida	Ft. Lauderdale, Florida	6,784	
3/11/2022	American LNG Marketing LLC	Peninsula Energy Services Co	2014-209-LNG	Bahamas	Caribbean Express	Haileah, Florida	Ft. Lauderdale, Florida	2,544	
3/14/2022	American LNG Marketing LLC	Peninsula Energy Services Co	2014-209-LNG	Bahamas	Emerald Express	Haileah, Florida	Ft. Lauderdale, Florida	3,392	
3/16/2022	American LNG Marketing LLC	Peninsula Energy Services Co	2014-209-LNG	Bahamas	Florida Express	Haileah, Florida	Ft. Lauderdale, Florida	4,240	
3/16/2022	American LNG Marketing LLC	Peninsula Energy Services Co	2014-209-LNG	Bahamas	Grand Master II	Haileah, Florida	Ft. Lauderdale, Florida	2,544	
3/16/2022	American LNG Marketing LLC	Peninsula Energy Services Co	2014-209-LNG	Jamaica	NFE Clean Energy	Haileah, Florida	Ft. Lauderdale, Florida	27,136	
3/17/2022	American LNG Marketing LLC	Peninsula Energy Services Co	2014-209-LNG	Barbados	Contship Air	Haileah, Florida	Ft. Lauderdale, Florida	7,632	
3/18/2022	American LNG Marketing LLC	Peninsula Energy Services Co	2014-209-LNG	Bahamas	Cape Express	Haileah, Florida	Ft. Lauderdale, Florida	2,544	
3/18/2022	American LNG Marketing LLC	Peninsula Energy Services Co	2014-209-LNG	Jamaica	Contship Pax	Haileah, Florida	Ft. Lauderdale, Florida	2,544	
3/21/2022	American LNG Marketing LLC	Peninsula Energy Services Co	2014-209-LNG	Bahamas	Cape Express	Haileah, Florida	Ft. Lauderdale, Florida	1,696	
3/21/2022	American LNG Marketing LLC	Peninsula Energy Services Co	2014-209-LNG	Haiti	Delphinus	Haileah, Florida	Ft. Lauderdale, Florida	1,696	
3/23/2022	American LNG Marketing LLC	Peninsula Energy Services Co	2014-209-LNG	Bahamas	Grand Master II	Haileah, Florida	Ft. Lauderdale, Florida	1,696	
3/24/2022	American LNG Marketing LLC	Peninsula Energy Services Co	2014-209-LNG	Barbados	Hohebank	Haileah, Florida	Ft. Lauderdale, Florida	5,936	
3/25/2022	American LNG Marketing LLC	Peninsula Energy Services Co	2014-209-LNG	Bahamas	Cape Express	Haileah, Florida	Ft. Lauderdale, Florida	3,392	
3/27/2022	American LNG Marketing LLC	Peninsula Energy Services Co	2014-209-LNG	Jamaica	NFE Clean Energy	Haileah, Florida	Ft. Lauderdale, Florida	27,136	
3/28/2022	American LNG Marketing LLC	Peninsula Energy Services Co	2014-209-LNG	Bahamas	Bahamas Express	Haileah, Florida	Ft. Lauderdale, Florida	2,544	
3/29/2022	American LNG Marketing LLC	Peninsula Energy Services Co	2014-209-LNG	Bahamas	Grand Master II	Haileah, Florida	Ft. Lauderdale, Florida	3,392	
3/30/2022	American LNG Marketing LLC	Peninsula Energy Services Co	2014-209-LNG	Bahamas	Grand Master II	Haileah, Florida	Ft. Lauderdale, Florida	848	
3/30/2022	American LNG Marketing LLC	Peninsula Energy Services Co	2014-209-LNG	Haiti	Delphinus	Haileah, Florida	Ft. Lauderdale, Florida	3,392	
3/31/2022	American LNG Marketing LLC	Peninsula Energy Services Co	2014-209-LNG	Barbados	Artemis	Haileah, Florida	Ft. Lauderdale, Florida	5,936	
4/1/2022	American LNG Marketing LLC	Peninsula Energy Services Co	2014-209-LNG	Bahamas	Cape Express	Haileah, Florida	Ft. Lauderdale, Florida	2,544	
4/4/2022	American LNG Marketing LLC	Peninsula Energy Services Co	2014-209-LNG	Bahamas	Bahamas Express	Haileah, Florida	Ft. Lauderdale, Florida	3,392	
4/4/2022	American LNG Marketing LLC	Peninsula Energy Services Co	2014-209-LNG	Jamaica	NFE Clean Energy	Haileah, Florida	Ft. Lauderdale, Florida	27,136	
4/6/2022	American LNG Marketing LLC	Peninsula Energy Services Co	2014-209-LNG	Bahamas	Grand Master II	Haileah, Florida	Ft. Lauderdale, Florida	1,696	
4/8/2022	American LNG Marketing LLC	Peninsula Energy Services Co	2014-209-LNG	Bahamas	Bahamas Express	Haileah, Florida	Ft. Lauderdale, Florida	1,696	
4/10/2022	American LNG Marketing LLC	Peninsula Energy Services Co	2014-209-LNG	Haiti	Delphinus	Haileah, Florida	Ft. Lauderdale, Florida	4,240	
4/11/2022	American LNG Marketing LLC	Peninsula Energy Services Co	2014-209-LNG	Bahamas	Grand Express	Haileah, Florida	Ft. Lauderdale, Florida	2,544	
4/12/2022	American LNG Marketing LLC	Peninsula Energy Services Co	2014-209-LNG	Bahamas	Bahamas Express	Haileah, Florida	Ft. Lauderdale, Florida	1,696	

[S] Spot – a one-time transaction for near-term delivery of a specific quantity of LNG at a specific location. Spot cargos could be included in either long-term or short-term authorized types.

[\*] Split cargo – a single shipment of LNG where portions of the cargo have different transactional characteristics. For instance, a single cargo can have more than one buyer, supplier, price, unloading port, loading port, or DOE authorization.

[C] Commissioning cargo – pre-commercial cargo loaded while export facility operations are still undergoing final testing and inspection. Commissioning cargos may occur multiple times for the same facility as individual LNG trains enter service.

Countries of destination are current as of publication date. Any updates to countries of destination reported will be published in the next scheduled LNG Monthly.



**VESSEL-BORNE EXPORTS OF DOMESTICALLY-PRODUCED LIQUEFIED NATURAL GAS (LNG) SHIPPED BY ISO CONTAINER**

Table 2b

Date of Departure	Name of Exporter	Supplier	Docket Number	Country of Destination	Name of Ocean Going Vessel	ISO Container Loading Facility & Location	U.S. Export Port or Terminal	Volume (Mcf of Natural Gas)	Notes
4/12/2022	American LNG Marketing LLC	Peninsula Energy Services Co	2014-209-LNG	Jamaica	NFE Clean Energy	Haileah, Florida	Ft. Lauderdale, Florida	27,136	
4/13/2022	American LNG Marketing LLC	Peninsula Energy Services Co	2014-209-LNG	Bahamas	Grand Master II	Haileah, Florida	Ft. Lauderdale, Florida	1,696	
4/15/2022	American LNG Marketing LLC	Peninsula Energy Services Co	2014-209-LNG	Bahamas	Vi-Nais	Haileah, Florida	Ft. Lauderdale, Florida	848	
4/15/2022	American LNG Marketing LLC	Peninsula Energy Services Co	2014-209-LNG	Jamaica	Tampa Trader	Haileah, Florida	Ft. Lauderdale, Florida	6,784	
4/18/2022	American LNG Marketing LLC	Peninsula Energy Services Co	2014-209-LNG	Bahamas	Vi-Nais	Haileah, Florida	Ft. Lauderdale, Florida	1,696	
4/18/2022	American LNG Marketing LLC	Peninsula Energy Services Co	2014-209-LNG	Haiti	Delphinus	Haileah, Florida	Ft. Lauderdale, Florida	3,392	
4/19/2022	American LNG Marketing LLC	Peninsula Energy Services Co	2014-209-LNG	Bahamas	Grand Express	Haileah, Florida	Ft. Lauderdale, Florida	3,392	
4/20/2022	American LNG Marketing LLC	Peninsula Energy Services Co	2014-209-LNG	Jamaica	NFE Clean Energy	Haileah, Florida	Ft. Lauderdale, Florida	27,136	
4/22/2022	American LNG Marketing LLC	Peninsula Energy Services Co	2014-209-LNG	Bahamas	Cape Express	Haileah, Florida	Ft. Lauderdale, Florida	1,696	
4/22/2022	American LNG Marketing LLC	Peninsula Energy Services Co	2014-209-LNG	Jamaica	Hamburg Trader	Haileah, Florida	Ft. Lauderdale, Florida	6,784	
4/24/2022	American LNG Marketing LLC	Peninsula Energy Services Co	2014-209-LNG	Haiti	Delphinus	Haileah, Florida	Ft. Lauderdale, Florida	3,392	
4/25/2022	American LNG Marketing LLC	Peninsula Energy Services Co	2014-209-LNG	Bahamas	Cape Express	Haileah, Florida	Ft. Lauderdale, Florida	3,392	
4/25/2022	American LNG Marketing LLC	Peninsula Energy Services Co	2014-209-LNG	Bahamas	Grand Express	Haileah, Florida	Ft. Lauderdale, Florida	1,696	
4/26/2022	American LNG Marketing LLC	Peninsula Energy Services Co	2014-209-LNG	Bahamas	Florida Express	Haileah, Florida	Ft. Lauderdale, Florida	2,544	
4/28/2022	American LNG Marketing LLC	Peninsula Energy Services Co	2014-209-LNG	Jamaica	NFE Clean Energy	Haileah, Florida	Ft. Lauderdale, Florida	27,136	
4/29/2022	American LNG Marketing LLC	Peninsula Energy Services Co	2014-209-LNG	Bahamas	Emerald Express	Haileah, Florida	Ft. Lauderdale, Florida	3,392	
4/29/2022	American LNG Marketing LLC	Peninsula Energy Services Co	2014-209-LNG	Jamaica	Contship Pax	Haileah, Florida	Ft. Lauderdale, Florida	6,784	
5/3/2022	American LNG Marketing LLC	Peninsula Energy Services Co	2014-209-LNG	Bahamas	Florida Express	Haileah, Florida	Ft. Lauderdale, Florida	3,392	
5/4/2022	American LNG Marketing LLC	Peninsula Energy Services Co	2014-209-LNG	Bahamas	Grand Master II	Haileah, Florida	Ft. Lauderdale, Florida	2,544	
5/6/2022	American LNG Marketing LLC	Peninsula Energy Services Co	2014-209-LNG	Bahamas	Bahamas Express	Haileah, Florida	Ft. Lauderdale, Florida	4,240	
5/6/2022	American LNG Marketing LLC	Peninsula Energy Services Co	2014-209-LNG	Jamaica	NFE Clean Energy	Haileah, Florida	Ft. Lauderdale, Florida	27,136	
5/6/2022	American LNG Marketing LLC	Peninsula Energy Services Co	2014-209-LNG	Jamaica	Hamburg Trader	Haileah, Florida	Ft. Lauderdale, Florida	6,784	
5/8/2022	American LNG Marketing LLC	Peninsula Energy Services Co	2014-209-LNG	Haiti	Delphinus	Haileah, Florida	Ft. Lauderdale, Florida	2,544	
5/9/2022	American LNG Marketing LLC	Peninsula Energy Services Co	2014-209-LNG	Bahamas	Sea Express	Haileah, Florida	Ft. Lauderdale, Florida	2,544	
5/9/2022	American LNG Marketing LLC	Peninsula Energy Services Co	2014-209-LNG	Bahamas	Bahamas Express	Haileah, Florida	Ft. Lauderdale, Florida	1,696	
5/11/2022	American LNG Marketing LLC	Peninsula Energy Services Co	2014-209-LNG	Bahamas	Grand Master II	Haileah, Florida	Ft. Lauderdale, Florida	2,544	
5/13/2022	American LNG Marketing LLC	Peninsula Energy Services Co	2014-209-LNG	Bahamas	Caribbean Express	Haileah, Florida	Ft. Lauderdale, Florida	5,088	
5/13/2022	American LNG Marketing LLC	Peninsula Energy Services Co	2014-209-LNG	Jamaica	Tampa Trader	Haileah, Florida	Ft. Lauderdale, Florida	8,480	
5/14/2022	American LNG Marketing LLC	Peninsula Energy Services Co	2014-209-LNG	Jamaica	NFE Clean Energy	Haileah, Florida	Ft. Lauderdale, Florida	27,136	
5/15/2022	American LNG Marketing LLC	Peninsula Energy Services Co	2014-209-LNG	Haiti	Delphinus	Haileah, Florida	Ft. Lauderdale, Florida	1,696	
5/16/2022	American LNG Marketing LLC	Peninsula Energy Services Co	2014-209-LNG	Bahamas	Sea Express	Haileah, Florida	Ft. Lauderdale, Florida	3,392	
5/17/2022	American LNG Marketing LLC	Peninsula Energy Services Co	2014-209-LNG	Bahamas	Florida Express	Haileah, Florida	Ft. Lauderdale, Florida	2,544	
5/18/2022	American LNG Marketing LLC	Peninsula Energy Services Co	2014-209-LNG	Bahamas	Grand Master II	Haileah, Florida	Ft. Lauderdale, Florida	1,696	
5/20/2022	American LNG Marketing LLC	Peninsula Energy Services Co	2014-209-LNG	Bahamas	Cape Express	Haileah, Florida	Ft. Lauderdale, Florida	2,544	
5/20/2022	American LNG Marketing LLC	Peninsula Energy Services Co	2014-209-LNG	Jamaica	Contship Pax	Haileah, Florida	Ft. Lauderdale, Florida	6,784	
5/22/2022	American LNG Marketing LLC	Peninsula Energy Services Co	2014-209-LNG	Haiti	Delphinus	Haileah, Florida	Ft. Lauderdale, Florida	2,544	
5/22/2022	American LNG Marketing LLC	Peninsula Energy Services Co	2014-209-LNG	Jamaica	NFE Clean Energy	Haileah, Florida	Ft. Lauderdale, Florida	27,136	
5/25/2022	American LNG Marketing LLC	Peninsula Energy Services Co	2014-209-LNG	Bahamas	Florida Express	Haileah, Florida	Ft. Lauderdale, Florida	3,392	
5/25/2022	American LNG Marketing LLC	Peninsula Energy Services Co	2014-209-LNG	Bahamas	Emerald Express	Haileah, Florida	Ft. Lauderdale, Florida	2,544	
5/27/2022	American LNG Marketing LLC	Peninsula Energy Services Co	2014-209-LNG	Bahamas	Emerald Express	Haileah, Florida	Ft. Lauderdale, Florida	4,240	
5/27/2022	American LNG Marketing LLC	Peninsula Energy Services Co	2014-209-LNG	Jamaica	Hamburg Trader	Haileah, Florida	Ft. Lauderdale, Florida	8,480	
5/30/2022	American LNG Marketing LLC	Peninsula Energy Services Co	2014-209-LNG	Jamaica	NFE Clean Energy	Haileah, Florida	Ft. Lauderdale, Florida	27,136	
5/31/2022	American LNG Marketing LLC	Peninsula Energy Services Co	2014-209-LNG	Haiti	Delphinus	Haileah, Florida	Ft. Lauderdale, Florida	2,544	
6/1/2022	American LNG Marketing LLC	Peninsula Energy Services Co	2014-209-LNG	Bahamas	Vi-Nais	Haileah, Florida	Ft. Lauderdale, Florida	1,696	
6/1/2022	American LNG Marketing LLC	Peninsula Energy Services Co	2014-209-LNG	Bahamas	Eastwind	Haileah, Florida	Ft. Lauderdale, Florida	2,544	

[S] Spot – a one-time transaction for near-term delivery of a specific quantity of LNG at a specific location. Spot cargos could be included in either long-term or short-term authorized types.

[\*] Split cargo – a single shipment of LNG where portions of the cargo have different transactional characteristics. For instance, a single cargo can have more than one buyer, supplier, price, unloading port, loading port, or DOE authorization.

[C] Commissioning cargo – pre-commercial cargo loaded while export facility operations are still undergoing final testing and inspection. Commissioning cargos may occur multiple times for the same facility as individual LNG trains enter service.

Countries of destination are current as of publication date. Any updates to countries of destination reported will be published in the next scheduled LNG Monthly.

**VESSEL-BORNE EXPORTS OF DOMESTICALLY-PRODUCED LIQUEFIED NATURAL GAS (LNG) SHIPPED BY ISO CONTAINER**

Table 2b

Date of Departure	Name of Exporter	Supplier	Docket Number	Country of Destination	Name of Ocean Going Vessel	ISO Container Loading Facility & Location	U.S. Export Port or Terminal	Volume (Mcf of Natural Gas)	Notes
6/1/2022	American LNG Marketing LLC	Peninsula Energy Services Co	2014-209-LNG	Bahamas	Florida Express	Haileah, Florida	Ft. Lauderdale, Florida	2,544	
6/3/2022	American LNG Marketing LLC	Peninsula Energy Services Co	2014-209-LNG	Bahamas	Bahamas Express	Haileah, Florida	Ft. Lauderdale, Florida	2,544	
6/3/2022	American LNG Marketing LLC	Peninsula Energy Services Co	2014-209-LNG	Jamaica	Tampa Trader	Haileah, Florida	Ft. Lauderdale, Florida	6,784	
6/6/2022	American LNG Marketing LLC	Peninsula Energy Services Co	2014-209-LNG	Haiti	Delphinus	Haileah, Florida	Ft. Lauderdale, Florida	3,392	
6/8/2022	American LNG Marketing LLC	Peninsula Energy Services Co	2014-209-LNG	Bahamas	Bahamas Express	Haileah, Florida	Ft. Lauderdale, Florida	848	
6/8/2022	American LNG Marketing LLC	Peninsula Energy Services Co	2014-209-LNG	Bahamas	Grand Express	Haileah, Florida	Ft. Lauderdale, Florida	2,544	
6/8/2022	American LNG Marketing LLC	Peninsula Energy Services Co	2014-209-LNG	Jamaica	NFE Clean Energy	Haileah, Florida	Ft. Lauderdale, Florida	27,136	
6/10/2022	American LNG Marketing LLC	Peninsula Energy Services Co	2014-209-LNG	Bahamas	Cape Express	Haileah, Florida	Ft. Lauderdale, Florida	4,240	
6/10/2022	American LNG Marketing LLC	Peninsula Energy Services Co	2014-209-LNG	Jamaica	Contship Pax	Haileah, Florida	Ft. Lauderdale, Florida	8,480	
6/13/2022	American LNG Marketing LLC	Peninsula Energy Services Co	2014-209-LNG	Bahamas	Caribbean Express	Haileah, Florida	Ft. Lauderdale, Florida	3,392	
6/13/2022	American LNG Marketing LLC	Peninsula Energy Services Co	2014-209-LNG	Haiti	Delphinus	Haileah, Florida	Ft. Lauderdale, Florida	4,240	
6/15/2022	American LNG Marketing LLC	Peninsula Energy Services Co	2014-209-LNG	Bahamas	Eastwind	Haileah, Florida	Ft. Lauderdale, Florida	2,544	
6/17/2022	American LNG Marketing LLC	Peninsula Energy Services Co	2014-209-LNG	Bahamas	Sea Express	Haileah, Florida	Ft. Lauderdale, Florida	5,936	
6/20/2022	American LNG Marketing LLC	Peninsula Energy Services Co	2014-209-LNG	Haiti	Delphinus	Haileah, Florida	Ft. Lauderdale, Florida	2,544	
6/22/2022	American LNG Marketing LLC	Peninsula Energy Services Co	2014-209-LNG	Bahamas	Vi-Nais	Haileah, Florida	Ft. Lauderdale, Florida	848	
6/22/2022	American LNG Marketing LLC	Peninsula Energy Services Co	2014-209-LNG	Bahamas	Florida Express	Haileah, Florida	Ft. Lauderdale, Florida	1,696	
6/22/2022	American LNG Marketing LLC	Peninsula Energy Services Co	2014-209-LNG	Bahamas	Grand Master II	Haileah, Florida	Ft. Lauderdale, Florida	2,544	
6/24/2022	American LNG Marketing LLC	Peninsula Energy Services Co	2014-209-LNG	Bahamas	Vi-Nais	Haileah, Florida	Ft. Lauderdale, Florida	3,392	
6/27/2022	American LNG Marketing LLC	Peninsula Energy Services Co	2014-209-LNG	Bahamas	Bahamas Express	Haileah, Florida	Ft. Lauderdale, Florida	4,240	
6/28/2022	American LNG Marketing LLC	Peninsula Energy Services Co	2014-209-LNG	Bahamas	Grand Express	Haileah, Florida	Ft. Lauderdale, Florida	4,240	
6/28/2022	American LNG Marketing LLC	Peninsula Energy Services Co	2014-209-LNG	Haiti	Delphinus	Haileah, Florida	Ft. Lauderdale, Florida	2,544	
6/29/2022	American LNG Marketing LLC	Peninsula Energy Services Co	2014-209-LNG	Bahamas	Grand Master II	Haileah, Florida	Ft. Lauderdale, Florida	848	
7/1/2022	American LNG Marketing LLC	Peninsula Energy Services Co	2014-209-LNG	Bahamas	Cape Express	Haileah, Florida	Ft. Lauderdale, Florida	4,240	
7/1/2022	American LNG Marketing LLC	Peninsula Energy Services Co	2014-209-LNG	Jamaica	NFE Clean Energy	Haileah, Florida	Ft. Lauderdale, Florida	27,136	
7/6/2022	American LNG Marketing LLC	Peninsula Energy Services Co	2014-209-LNG	Bahamas	Caribbean Express	Haileah, Florida	Ft. Lauderdale, Florida	2,544	
7/6/2022	American LNG Marketing LLC	Peninsula Energy Services Co	2014-209-LNG	Bahamas	Grand Master II	Haileah, Florida	Ft. Lauderdale, Florida	1,696	
7/7/2022	American LNG Marketing LLC	Peninsula Energy Services Co	2014-209-LNG	Bahamas	Florida Express	Haileah, Florida	Ft. Lauderdale, Florida	1,696	
7/8/2022	American LNG Marketing LLC	Peninsula Energy Services Co	2014-209-LNG	Bahamas	Bahamas Express	Haileah, Florida	Ft. Lauderdale, Florida	2,544	
7/8/2022	American LNG Marketing LLC	Peninsula Energy Services Co	2014-209-LNG	Jamaica	Hamburg Trader	Haileah, Florida	Ft. Lauderdale, Florida	8,480	
7/9/2022	American LNG Marketing LLC	Peninsula Energy Services Co	2014-209-LNG	Jamaica	NFE Clean Energy	Haileah, Florida	Ft. Lauderdale, Florida	27,136	
7/12/2022	American LNG Marketing LLC	Peninsula Energy Services Co	2014-209-LNG	Haiti	Delphinus	Haileah, Florida	Ft. Lauderdale, Florida	1,696	
7/13/2022	American LNG Marketing LLC	Peninsula Energy Services Co	2014-209-LNG	Bahamas	Grand Master II	Haileah, Florida	Ft. Lauderdale, Florida	848	
7/13/2022	American LNG Marketing LLC	Peninsula Energy Services Co	2014-209-LNG	Bahamas	Emerald Express	Haileah, Florida	Ft. Lauderdale, Florida	1,696	
7/14/2022	American LNG Marketing LLC	Peninsula Energy Services Co	2014-209-LNG	Bahamas	Florida Express	Haileah, Florida	Ft. Lauderdale, Florida	3,392	
7/15/2022	American LNG Marketing LLC	Peninsula Energy Services Co	2014-209-LNG	Bahamas	Emerald Express	Haileah, Florida	Ft. Lauderdale, Florida	4,240	
7/18/2022	American LNG Marketing LLC	Peninsula Energy Services Co	2014-209-LNG	Bahamas	Vi-Nais	Haileah, Florida	Ft. Lauderdale, Florida	3,392	
7/20/2022	American LNG Marketing LLC	Peninsula Energy Services Co	2014-209-LNG	Bahamas	Grand Master II	Haileah, Florida	Ft. Lauderdale, Florida	1,696	
7/20/2022	American LNG Marketing LLC	Peninsula Energy Services Co	2014-209-LNG	Jamaica	NFE Clean Energy	Haileah, Florida	Ft. Lauderdale, Florida	27,136	
7/21/2022	American LNG Marketing LLC	Peninsula Energy Services Co	2014-209-LNG	Bahamas	Florida Express	Haileah, Florida	Ft. Lauderdale, Florida	848	
7/22/2022	American LNG Marketing LLC	Peninsula Energy Services Co	2014-209-LNG	Bahamas	Vi-Nais	Haileah, Florida	Ft. Lauderdale, Florida	5,088	
7/24/2022	American LNG Marketing LLC	Peninsula Energy Services Co	2014-209-LNG	Haiti	Delphinus	Haileah, Florida	Ft. Lauderdale, Florida	5,936	
7/27/2022	American LNG Marketing LLC	Peninsula Energy Services Co	2014-209-LNG	Bahamas	Florida Express	Haileah, Florida	Ft. Lauderdale, Florida	2,544	
7/27/2022	American LNG Marketing LLC	Peninsula Energy Services Co	2014-209-LNG	Bahamas	Cape Express	Haileah, Florida	Ft. Lauderdale, Florida	3,392	
7/27/2022	American LNG Marketing LLC	Peninsula Energy Services Co	2014-209-LNG	Bahamas	Grand Master II	Haileah, Florida	Ft. Lauderdale, Florida	1,696	
7/29/2022	American LNG Marketing LLC	Peninsula Energy Services Co	2014-209-LNG	Bahamas	Cape Express	Haileah, Florida	Ft. Lauderdale, Florida	3,392	

[S] Spot – a one-time transaction for near-term delivery of a specific quantity of LNG at a specific location. Spot cargos could be included in either long-term or short-term authorized types.

[\*] Split cargo – a single shipment of LNG where portions of the cargo have different transactional characteristics. For instance, a single cargo can have more than one buyer, supplier, price, unloading port, loading port, or DOE authorization.

[C] Commissioning cargo – pre-commercial cargo loaded while export facility operations are still undergoing final testing and inspection. Commissioning cargos may occur multiple times for the same facility as individual LNG trains enter service.

Countries of destination are current as of publication date. Any updates to countries of destination reported will be published in the next scheduled LNG Monthly.

**VESSEL-BORNE EXPORTS OF DOMESTICALLY-PRODUCED LIQUEFIED NATURAL GAS (LNG) SHIPPED BY ISO CONTAINER**

Table 2b

Date of Departure	Name of Exporter	Supplier	Docket Number	Country of Destination	Name of Ocean Going Vessel	ISO Container Loading Facility & Location	U.S. Export Port or Terminal	Volume (Mcf of Natural Gas)	Notes
7/29/2022	American LNG Marketing LLC	Peninsula Energy Services Co	2014-209-LNG	Jamaica	NFE Clean Energy	Haileah, Florida	Ft. Lauderdale, Florida	27,136	
8/1/2022	American LNG Marketing LLC	Peninsula Energy Services Co	2014-209-LNG	Bahamas	Vi-Nais	Haileah, Florida	Ft. Lauderdale, Florida	2,544	
8/1/2022	American LNG Marketing LLC	Peninsula Energy Services Co	2014-209-LNG	Bahamas	Vi-Nais	Haileah, Florida	Ft. Lauderdale, Florida	3,392	
8/5/2022	American LNG Marketing LLC	Peninsula Energy Services Co	2014-209-LNG	Bahamas	Grand Master II	Haileah, Florida	Ft. Lauderdale, Florida	1,696	
8/5/2022	American LNG Marketing LLC	Peninsula Energy Services Co	2014-209-LNG	Bahamas	Bahamas Express	Haileah, Florida	Ft. Lauderdale, Florida	3,392	
8/6/2022	American LNG Marketing LLC	Peninsula Energy Services Co	2014-209-LNG	Jamaica	NFE Clean Energy	Haileah, Florida	Ft. Lauderdale, Florida	27,136	
8/7/2022	American LNG Marketing LLC	Peninsula Energy Services Co	2014-209-LNG	Haiti	Emerald Express	Haileah, Florida	Ft. Lauderdale, Florida	4,240	
8/8/2022	American LNG Marketing LLC	Peninsula Energy Services Co	2014-209-LNG	Bahamas	Sea Express	Haileah, Florida	Ft. Lauderdale, Florida	4,240	
8/10/2022	American LNG Marketing LLC	Peninsula Energy Services Co	2014-209-LNG	Bahamas	Grand Master II	Haileah, Florida	Ft. Lauderdale, Florida	2,544	
8/11/2022	American LNG Marketing LLC	Peninsula Energy Services Co	2014-209-LNG	Bahamas	Caribbean Express	Haileah, Florida	Ft. Lauderdale, Florida	3,392	
8/12/2022	American LNG Marketing LLC	Peninsula Energy Services Co	2014-209-LNG	Bahamas	Vi-Nais	Haileah, Florida	Ft. Lauderdale, Florida	4,240	
8/14/2022	American LNG Marketing LLC	Peninsula Energy Services Co	2014-209-LNG	Haiti	BBC Hong Kong	Haileah, Florida	Ft. Lauderdale, Florida	4,240	
8/14/2022	American LNG Marketing LLC	Peninsula Energy Services Co	2014-209-LNG	Jamaica	NFE Clean Energy	Haileah, Florida	Ft. Lauderdale, Florida	27,136	
8/15/2022	American LNG Marketing LLC	Peninsula Energy Services Co	2014-209-LNG	Bahamas	Bahamas Express	Haileah, Florida	Ft. Lauderdale, Florida	2,544	
8/18/2022	American LNG Marketing LLC	Peninsula Energy Services Co	2014-209-LNG	Bahamas	Grand Master II	Haileah, Florida	Ft. Lauderdale, Florida	1,696	
8/19/2022	American LNG Marketing LLC	Peninsula Energy Services Co	2014-209-LNG	Bahamas	Vi-Nais	Haileah, Florida	Ft. Lauderdale, Florida	3,392	
8/21/2022	American LNG Marketing LLC	Peninsula Energy Services Co	2014-209-LNG	Haiti	BBC Hong Kong	Haileah, Florida	Ft. Lauderdale, Florida	2,544	
8/22/2022	American LNG Marketing LLC	Peninsula Energy Services Co	2014-209-LNG	Bahamas	Emerald Express	Haileah, Florida	Ft. Lauderdale, Florida	2,544	
8/22/2022	American LNG Marketing LLC	Peninsula Energy Services Co	2014-209-LNG	Bahamas	Emerald Express	Haileah, Florida	Ft. Lauderdale, Florida	3,392	
8/22/2022	American LNG Marketing LLC	Peninsula Energy Services Co	2014-209-LNG	Jamaica	NFE Clean Energy	Haileah, Florida	Ft. Lauderdale, Florida	27,136	
8/25/2022	American LNG Marketing LLC	Peninsula Energy Services Co	2014-209-LNG	Bahamas	Grand Master II	Haileah, Florida	Ft. Lauderdale, Florida	1,696	
8/26/2022	American LNG Marketing LLC	Peninsula Energy Services Co	2014-209-LNG	Bahamas	Bahamas Express	Haileah, Florida	Ft. Lauderdale, Florida	5,088	
8/29/2022	American LNG Marketing LLC	Peninsula Energy Services Co	2014-209-LNG	Bahamas	Emerald Express	Haileah, Florida	Ft. Lauderdale, Florida	3,392	
8/29/2022	American LNG Marketing LLC	Peninsula Energy Services Co	2014-209-LNG	Bahamas	Emerald Express	Haileah, Florida	Ft. Lauderdale, Florida	3,392	
8/30/2022	American LNG Marketing LLC	Peninsula Energy Services Co	2014-209-LNG	Jamaica	NFE Clean Energy	Haileah, Florida	Ft. Lauderdale, Florida	27,136	
9/1/2022	American LNG Marketing LLC	Peninsula Energy Services Co	2014-209-LNG	Bahamas	Grand Master II	Haileah, Florida	Ft. Lauderdale, Florida	3,392	
9/2/2022	American LNG Marketing LLC	Peninsula Energy Services Co	2014-209-LNG	Bahamas	Caribbean Express	Haileah, Florida	Ft. Lauderdale, Florida	2,544	
9/2/2022	American LNG Marketing LLC	Peninsula Energy Services Co	2014-209-LNG	Jamaica	Contship Pax	Haileah, Florida	Ft. Lauderdale, Florida	6,784	
9/4/2022	American LNG Marketing LLC	Peninsula Energy Services Co	2014-209-LNG	Haiti	BBC Hong Kong	Haileah, Florida	Ft. Lauderdale, Florida	3,392	
9/6/2022	American LNG Marketing LLC	Peninsula Energy Services Co	2014-209-LNG	Bahamas	Caribbean Express	Haileah, Florida	Ft. Lauderdale, Florida	1,696	
9/7/2022	American LNG Marketing LLC	Peninsula Energy Services Co	2014-209-LNG	Bahamas	Caribbean Express	Haileah, Florida	Ft. Lauderdale, Florida	2,544	
9/7/2022	American LNG Marketing LLC	Peninsula Energy Services Co	2014-209-LNG	Bahamas	Caribbean Express	Haileah, Florida	Ft. Lauderdale, Florida	2,544	
9/7/2022	American LNG Marketing LLC	Peninsula Energy Services Co	2014-209-LNG	Jamaica	NFE Clean Energy	Haileah, Florida	Ft. Lauderdale, Florida	27,136	
9/9/2022	American LNG Marketing LLC	Peninsula Energy Services Co	2014-209-LNG	Bahamas	Sea Express	Haileah, Florida	Ft. Lauderdale, Florida	1,696	
9/9/2022	American LNG Marketing LLC	Peninsula Energy Services Co	2014-209-LNG	Jamaica	Hamburg Trader	Haileah, Florida	Ft. Lauderdale, Florida	5,088	
9/12/2022	American LNG Marketing LLC	Peninsula Energy Services Co	2014-209-LNG	Bahamas	Bahamas Express	Haileah, Florida	Ft. Lauderdale, Florida	3,392	
9/13/2022	American LNG Marketing LLC	Peninsula Energy Services Co	2014-209-LNG	Bahamas	Grand Express	Haileah, Florida	Ft. Lauderdale, Florida	3,392	
9/13/2022	American LNG Marketing LLC	Peninsula Energy Services Co	2014-209-LNG	Haiti	BBC Hong Kong	Haileah, Florida	Ft. Lauderdale, Florida	3,392	
9/14/2022	American LNG Marketing LLC	Peninsula Energy Services Co	2014-209-LNG	Bahamas	Grand Master II	Haileah, Florida	Ft. Lauderdale, Florida	2,544	
9/15/2022	American LNG Marketing LLC	Peninsula Energy Services Co	2014-209-LNG	Jamaica	NFE Clean Energy	Haileah, Florida	Ft. Lauderdale, Florida	27,136	
9/16/2022	American LNG Marketing LLC	Peninsula Energy Services Co	2014-209-LNG	Bahamas	Caribbean Express	Haileah, Florida	Ft. Lauderdale, Florida	4,240	
9/16/2022	American LNG Marketing LLC	Peninsula Energy Services Co	2014-209-LNG	Jamaica	Tampa Trader	Haileah, Florida	Ft. Lauderdale, Florida	5,088	
9/19/2022	American LNG Marketing LLC	Peninsula Energy Services Co	2014-209-LNG	Bahamas	Bahamas Express	Haileah, Florida	Ft. Lauderdale, Florida	2,544	
9/20/2022	American LNG Marketing LLC	Peninsula Energy Services Co	2014-209-LNG	Bahamas	Grand Express	Haileah, Florida	Ft. Lauderdale, Florida	2,544	
9/20/2022	American LNG Marketing LLC	Peninsula Energy Services Co	2014-209-LNG	Haiti	BBC Hong Kong	Haileah, Florida	Ft. Lauderdale, Florida	1,696	

[S] Spot – a one-time transaction for near-term delivery of a specific quantity of LNG at a specific location. Spot cargos could be included in either long-term or short-term authorized types.

[\*] Split cargo – a single shipment of LNG where portions of the cargo have different transactional characteristics. For instance, a single cargo can have more than one buyer, supplier, price, unloading port, loading port, or DOE authorization.

[C] Commissioning cargo – pre-commercial cargo loaded while export facility operations are still undergoing final testing and inspection. Commissioning cargos may occur multiple times for the same facility as individual LNG trains enter service.

Countries of destination are current as of publication date. Any updates to countries of destination reported will be published in the next scheduled LNG Monthly.

**VESSEL-BORNE EXPORTS OF DOMESTICALLY-PRODUCED LIQUEFIED NATURAL GAS (LNG) SHIPPED BY ISO CONTAINER**

Table 2b

Date of Departure	Name of Exporter	Supplier	Docket Number	Country of Destination	Name of Ocean Going Vessel	ISO Container Loading Facility & Location	U.S. Export Port or Terminal	Volume (Mcf of Natural Gas)	Notes
9/22/2022	American LNG Marketing LLC	Peninsula Energy Services Co	2014-209-LNG	Bahamas	Grand Master II	Haileah, Florida	Ft. Lauderdale, Florida	1,696	
9/23/2022	American LNG Marketing LLC	Peninsula Energy Services Co	2014-209-LNG	Bahamas	Caribbean Express	Haileah, Florida	Ft. Lauderdale, Florida	5,088	
9/23/2022	American LNG Marketing LLC	Peninsula Energy Services Co	2014-209-LNG	Jamaica	NFE Clean Energy	Haileah, Florida	Ft. Lauderdale, Florida	27,136	
9/23/2022	American LNG Marketing LLC	Peninsula Energy Services Co	2014-209-LNG	Jamaica	Contship Pax	Haileah, Florida	Ft. Lauderdale, Florida	6,784	
9/26/2022	American LNG Marketing LLC	Peninsula Energy Services Co	2014-209-LNG	Bahamas	Cape Express	Haileah, Florida	Ft. Lauderdale, Florida	1,696	
9/26/2022	American LNG Marketing LLC	Peninsula Energy Services Co	2014-209-LNG	Bahamas	Cape Express	Haileah, Florida	Ft. Lauderdale, Florida	1,696	
10/1/2022	American LNG Marketing LLC	Peninsula Energy Services Co	2014-209-LNG	Bahama Islands	Grand Master II	Haileah, Florida	Ft. Lauderdale, Florida	848	
10/3/2022	American LNG Marketing LLC	Peninsula Energy Services Co	2014-209-LNG	Bahama Islands	Bahamas Express	Haileah, Florida	Ft. Lauderdale, Florida	3,392	
10/3/2022	American LNG Marketing LLC	Peninsula Energy Services Co	2014-209-LNG	Jamaica	NFE Clean Energy	Haileah, Florida	Ft. Lauderdale, Florida	27,136	
10/4/2022	American LNG Marketing LLC	Peninsula Energy Services Co	2014-209-LNG	Bahama Islands	Grand Express	Haileah, Florida	Ft. Lauderdale, Florida	1,696	
10/6/2022	American LNG Marketing LLC	Peninsula Energy Services Co	2014-209-LNG	Bahama Islands	Caribbean Express	Haileah, Florida	Ft. Lauderdale, Florida	848	
10/6/2022	American LNG Marketing LLC	Peninsula Energy Services Co	2014-209-LNG	Bahama Islands	Grand Master II	Haileah, Florida	Ft. Lauderdale, Florida	2,544	
10/7/2022	American LNG Marketing LLC	Peninsula Energy Services Co	2014-209-LNG	Bahama Islands	Sea Express	Haileah, Florida	Ft. Lauderdale, Florida	5,088	
10/8/2022	American LNG Marketing LLC	Peninsula Energy Services Co	2014-209-LNG	Jamaica	Hamburg Trader	Haileah, Florida	Ft. Lauderdale, Florida	6,784	
10/10/2022	American LNG Marketing LLC	Peninsula Energy Services Co	2014-209-LNG	Bahama Islands	Emerald Express	Haileah, Florida	Ft. Lauderdale, Florida	848	
10/10/2022	American LNG Marketing LLC	Peninsula Energy Services Co	2014-209-LNG	Bahama Islands	Emerald Express	Haileah, Florida	Ft. Lauderdale, Florida	3,392	
10/11/2022	American LNG Marketing LLC	Peninsula Energy Services Co	2014-209-LNG	Jamaica	NFE Clean Energy	Haileah, Florida	Ft. Lauderdale, Florida	27,136	
10/14/2022	American LNG Marketing LLC	Peninsula Energy Services Co	2014-209-LNG	Bahama Islands	Emerald Express	Haileah, Florida	Ft. Lauderdale, Florida	2,544	
10/14/2022	American LNG Marketing LLC	Peninsula Energy Services Co	2014-209-LNG	Bahama Islands	Grand Master II	Haileah, Florida	Ft. Lauderdale, Florida	2,544	
10/15/2022	American LNG Marketing LLC	Peninsula Energy Services Co	2014-209-LNG	Bahama Islands	Bahamas Express	Haileah, Florida	Ft. Lauderdale, Florida	3,392	
10/15/2022	American LNG Marketing LLC	Peninsula Energy Services Co	2014-209-LNG	Jamaica	Contship Pax	Haileah, Florida	Ft. Lauderdale, Florida	7,632	
10/19/2022	American LNG Marketing LLC	Peninsula Energy Services Co	2014-209-LNG	Jamaica	NFE Clean Energy	Haileah, Florida	Ft. Lauderdale, Florida	27,136	
10/20/2022	American LNG Marketing LLC	Peninsula Energy Services Co	2014-209-LNG	Bahama Islands	Grand Master II	Haileah, Florida	Ft. Lauderdale, Florida	1,696	
10/21/2022	American LNG Marketing LLC	Peninsula Energy Services Co	2014-209-LNG	Bahama Islands	Emerald Express	Haileah, Florida	Ft. Lauderdale, Florida	1,696	
10/23/2022	American LNG Marketing LLC	Peninsula Energy Services Co	2014-209-LNG	Jamaica	Hamburg Trader	Haileah, Florida	Ft. Lauderdale, Florida	6,784	
10/24/2022	American LNG Marketing LLC	Peninsula Energy Services Co	2014-209-LNG	Bahama Islands	Cape Express	Haileah, Florida	Ft. Lauderdale, Florida	3,392	
10/26/2022	American LNG Marketing LLC	Peninsula Energy Services Co	2014-209-LNG	Bahama Islands	Grand Master II	Haileah, Florida	Ft. Lauderdale, Florida	1,696	
10/27/2022	American LNG Marketing LLC	Peninsula Energy Services Co	2014-209-LNG	Jamaica	NFE Clean Energy	Haileah, Florida	Ft. Lauderdale, Florida	27,136	
10/28/2022	American LNG Marketing LLC	Peninsula Energy Services Co	2014-209-LNG	Bahama Islands	Cape Express	Haileah, Florida	Ft. Lauderdale, Florida	2,544	
10/29/2022	American LNG Marketing LLC	Peninsula Energy Services Co	2014-209-LNG	Jamaica	Hamburg Trader	Haileah, Florida	Ft. Lauderdale, Florida	11,872	
10/30/2022	American LNG Marketing LLC	Peninsula Energy Services Co	2014-209-LNG	Bahama Islands	Caribbean Express	Haileah, Florida	Ft. Lauderdale, Florida	1,696	
11/1/2022	American LNG Marketing LLC	Peninsula Energy Services Co	2014-209-LNG	Bahamas	Caribbean Express	Haileah, Florida	Ft. Lauderdale, Florida	2,544	
11/3/2022	American LNG Marketing LLC	Peninsula Energy Services Co	2014-209-LNG	Bahamas	Grand Master II	Haileah, Florida	Ft. Lauderdale, Florida	2,544	
11/4/2022	American LNG Marketing LLC	Peninsula Energy Services Co	2014-209-LNG	Bahamas	Caribbean Express	Haileah, Florida	Ft. Lauderdale, Florida	2,544	
11/4/2022	American LNG Marketing LLC	Peninsula Energy Services Co	2014-209-LNG	Jamaica	NFE Clean Energy	Haileah, Florida	Ft. Lauderdale, Florida	27,136	
11/4/2022	American LNG Marketing LLC	Peninsula Energy Services Co	2014-209-LNG	Jamaica	Contship Pax	Haileah, Florida	Ft. Lauderdale, Florida	7,632	
11/7/2022	American LNG Marketing LLC	Peninsula Energy Services Co	2014-209-LNG	Bahamas	Emerald Express	Haileah, Florida	Ft. Lauderdale, Florida	3,392	
11/11/2022	American LNG Marketing LLC	Peninsula Energy Services Co	2014-209-LNG	Bahamas	Cape Express	Haileah, Florida	Ft. Lauderdale, Florida	1,696	
11/11/2022	American LNG Marketing LLC	Peninsula Energy Services Co	2014-209-LNG	Jamaica	Hamburg Trader	Haileah, Florida	Ft. Lauderdale, Florida	6,784	
11/12/2022	American LNG Marketing LLC	Peninsula Energy Services Co	2014-209-LNG	Bahamas	Eastwind	Haileah, Florida	Ft. Lauderdale, Florida	848	
11/12/2022	American LNG Marketing LLC	Peninsula Energy Services Co	2014-209-LNG	Jamaica	NFE Clean Energy	Haileah, Florida	Ft. Lauderdale, Florida	27,136	
11/16/2022	American LNG Marketing LLC	Peninsula Energy Services Co	2014-209-LNG	Bahamas	Bahamas Express	Haileah, Florida	Ft. Lauderdale, Florida	3,392	
11/17/2022	American LNG Marketing LLC	Peninsula Energy Services Co	2014-209-LNG	Bahamas	Eastwind	Haileah, Florida	Ft. Lauderdale, Florida	1,696	
11/18/2022	American LNG Marketing LLC	Peninsula Energy Services Co	2014-209-LNG	Bahamas	Cape Express	Haileah, Florida	Ft. Lauderdale, Florida	2,544	
11/18/2022	American LNG Marketing LLC	Peninsula Energy Services Co	2014-209-LNG	Jamaica	Tampa Trader	Haileah, Florida	Ft. Lauderdale, Florida	5,088	

[S] Spot – a one-time transaction for near-term delivery of a specific quantity of LNG at a specific location. Spot cargos could be included in either long-term or short-term authorized types.

[\*] Split cargo – a single shipment of LNG where portions of the cargo have different transactional characteristics. For instance, a single cargo can have more than one buyer, supplier, price, unloading port, loading port, or DOE authorization.

[C] Commissioning cargo – pre-commercial cargo loaded while export facility operations are still undergoing final testing and inspection. Commissioning cargos may occur multiple times for the same facility as individual LNG trains enter service.

Countries of destination are current as of publication date. Any updates to countries of destination reported will be published in the next scheduled LNG Monthly.

**VESSEL-BORNE EXPORTS OF DOMESTICALLY-PRODUCED LIQUEFIED NATURAL GAS (LNG) SHIPPED BY ISO CONTAINER**

Table 2b

Date of Departure	Name of Exporter	Supplier	Docket Number	Country of Destination	Name of Ocean Going Vessel	ISO Container Loading Facility & Location	U.S. Export Port or Terminal	Volume (Mcf of Natural Gas)	Notes
11/20/2022	American LNG Marketing LLC	Peninsula Energy Services Co	2014-209-LNG	Jamaica	NFE Clean Energy	Haileah, Florida	Ft. Lauderdale, Florida	27,136	
11/21/2022	American LNG Marketing LLC	Peninsula Energy Services Co	2014-209-LNG	Bahamas	Emerald Express	Haileah, Florida	Ft. Lauderdale, Florida	3,392	
11/22/2022	American LNG Marketing LLC	Peninsula Energy Services Co	2014-209-LNG	Bahamas	Eastwind	Haileah, Florida	Ft. Lauderdale, Florida	848	
11/23/2022	American LNG Marketing LLC	Peninsula Energy Services Co	2014-209-LNG	Bahamas	Cape Express	Haileah, Florida	Ft. Lauderdale, Florida	1,696	
11/25/2022	American LNG Marketing LLC	Peninsula Energy Services Co	2014-209-LNG	Bahamas	Vi-Nais	Haileah, Florida	Ft. Lauderdale, Florida	1,696	
11/25/2022	American LNG Marketing LLC	Peninsula Energy Services Co	2014-209-LNG	Jamaica	Hamburg Trader	Haileah, Florida	Ft. Lauderdale, Florida	8,480	
11/28/2022	American LNG Marketing LLC	Peninsula Energy Services Co	2014-209-LNG	Jamaica	NFE Clean Energy	Haileah, Florida	Ft. Lauderdale, Florida	27,136	
11/29/2022	American LNG Marketing LLC	Peninsula Energy Services Co	2014-209-LNG	Bahamas	Bahamas Express	Haileah, Florida	Ft. Lauderdale, Florida	848	
11/30/2022	American LNG Marketing LLC	Peninsula Energy Services Co	2014-209-LNG	Bahamas	Emerald Express	Haileah, Florida	Ft. Lauderdale, Florida	3,392	
11/30/2022	American LNG Marketing LLC	Peninsula Energy Services Co	2014-209-LNG	Bahamas	Eastwind	Haileah, Florida	Ft. Lauderdale, Florida	1,696	
12/2/2022	American LNG Marketing LLC	Peninsula Energy Services Co	2014-209-LNG	Bahamas	Emerald Express	Haileah, Florida	Ft. Lauderdale, Florida	1,696	
12/2/2022	American LNG Marketing LLC	Peninsula Energy Services Co	2014-209-LNG	Jamaica	Hamburg Trader	Haileah, Florida	Ft. Lauderdale, Florida	12,720	
12/5/2022	American LNG Marketing LLC	Peninsula Energy Services Co	2014-209-LNG	Bahamas	Sea Express	Haileah, Florida	Ft. Lauderdale, Florida	3,392	
12/6/2022	American LNG Marketing LLC	Peninsula Energy Services Co	2014-209-LNG	Jamaica	NFE Clean Energy	Haileah, Florida	Ft. Lauderdale, Florida	27,136	
12/7/2022	American LNG Marketing LLC	Peninsula Energy Services Co	2014-209-LNG	Bahamas	Eastwind	Haileah, Florida	Ft. Lauderdale, Florida	1,696	
12/9/2022	American LNG Marketing LLC	Peninsula Energy Services Co	2014-209-LNG	Bahamas	Bahamas Express	Haileah, Florida	Ft. Lauderdale, Florida	5,936	
12/9/2022	American LNG Marketing LLC	Peninsula Energy Services Co	2014-209-LNG	Jamaica	Tampa Trader	Haileah, Florida	Ft. Lauderdale, Florida	14,416	
12/12/2022	American LNG Marketing LLC	Peninsula Energy Services Co	2014-209-LNG	Bahamas	Cape Express	Haileah, Florida	Ft. Lauderdale, Florida	6,784	
12/14/2022	American LNG Marketing LLC	Peninsula Energy Services Co	2014-209-LNG	Bahamas	Eastwind	Haileah, Florida	Ft. Lauderdale, Florida	3,392	
12/14/2022	American LNG Marketing LLC	Peninsula Energy Services Co	2014-209-LNG	Jamaica	NFE Clean Energy	Haileah, Florida	Ft. Lauderdale, Florida	27,136	
12/16/2022	American LNG Marketing LLC	Peninsula Energy Services Co	2014-209-LNG	Bahamas	Emerald Express	Haileah, Florida	Ft. Lauderdale, Florida	1,696	
12/16/2022	American LNG Marketing LLC	Peninsula Energy Services Co	2014-209-LNG	Jamaica	Contship Pax	Haileah, Florida	Ft. Lauderdale, Florida	3,392	
12/20/2022	American LNG Marketing LLC	Peninsula Energy Services Co	2014-209-LNG	Bahamas	Emerald Express	Haileah, Florida	Ft. Lauderdale, Florida	1,696	
12/21/2022	American LNG Marketing LLC	Peninsula Energy Services Co	2014-209-LNG	Bahamas	Bahamas Express	Haileah, Florida	Ft. Lauderdale, Florida	3,392	
12/22/2022	American LNG Marketing LLC	Peninsula Energy Services Co	2014-209-LNG	Bahamas	Eastwind	Haileah, Florida	Ft. Lauderdale, Florida	5,088	
12/22/2022	American LNG Marketing LLC	Peninsula Energy Services Co	2014-209-LNG	Bahamas	Bahamas Express	Haileah, Florida	Ft. Lauderdale, Florida	2,544	
12/22/2022	American LNG Marketing LLC	Peninsula Energy Services Co	2014-209-LNG	Haiti	BBC Hong Kong	Haileah, Florida	Ft. Lauderdale, Florida	9,328	
12/22/2022	American LNG Marketing LLC	Peninsula Energy Services Co	2014-209-LNG	Jamaica	NFE Clean Energy	Haileah, Florida	Ft. Lauderdale, Florida	27,136	
12/23/2022	American LNG Marketing LLC	Peninsula Energy Services Co	2014-209-LNG	Bahamas	Cape Express	Haileah, Florida	Ft. Lauderdale, Florida	2,544	
12/23/2022	American LNG Marketing LLC	Peninsula Energy Services Co	2014-209-LNG	Jamaica	Hamburg Trader	Haileah, Florida	Ft. Lauderdale, Florida	5,088	
12/28/2022	American LNG Marketing LLC	Peninsula Energy Services Co	2014-209-LNG	Bahamas	Eastwind	Haileah, Florida	Ft. Lauderdale, Florida	1,696	
12/30/2022	American LNG Marketing LLC	Peninsula Energy Services Co	2014-209-LNG	Bahamas	Bahamas Express	Haileah, Florida	Ft. Lauderdale, Florida	848	
12/30/2022	American LNG Marketing LLC	Peninsula Energy Services Co	2014-209-LNG	Jamaica	NFE Clean Energy	Haileah, Florida	Ft. Lauderdale, Florida	27,136	
<b>TOTAL Exports of LNG (ISO)</b>								<b>2,036,048</b>	

[S] Spot – a one-time transaction for near-term delivery of a specific quantity of LNG at a specific location. Spot cargos could be included in either long-term or short-term authorized types.

[\*] Split cargo – a single shipment of LNG where portions of the cargo have different transactional characteristics. For instance, a single cargo can have more than one buyer, supplier, price, unloading port, loading port, or DOE authorization.

[C] Commissioning cargo – pre-commercial cargo loaded while export facility operations are still undergoing final testing and inspection. Commissioning cargos may occur multiple times for the same facility as individual LNG trains enter service.

Countries of destination are current as of publication date. Any updates to countries of destination reported will be published in the next scheduled LNG Monthly.



**VESSEL-BORNE EXPORTS OF DOMESTICALLY-PRODUCED LIQUEFIED NATURAL GAS (LNG) SHIPPED BY ISO CONTAINER**

Table 2b

Date of Departure	Name of Exporter	Supplier	Docket Number	Country of Destination	Name of Ocean Going Vessel	ISO Container Loading Facility & Location	U.S. Export Port or Terminal	Volume (Mcf of Natural Gas)	Notes
1/6/2022	Eagle LNG Partners Jacksonville II LLC	Tiger Paw Marketing LLC	2017-79-LNG	Jamaica	AS Savanna	Eagle LNG Maxville, Florida	Miami, Florida	871	
1/13/2022	Eagle LNG Partners Jacksonville II LLC	Eagle LNG	2017-79-LNG	Jamaica	AS Sabrina	Eagle LNG Maxville, Florida	Miami, Florida	869	
1/16/2022	Eagle LNG Partners Jacksonville II LLC	Tiger Paw Marketing LLC	2017-79-LNG	Antigua and Barbuda	AS Laetitia	Eagle LNG Maxville, Florida	Ft. Lauderdale, Florida	862	
1/20/2022	Eagle LNG Partners Jacksonville II LLC	Tiger Paw Marketing LLC	2017-79-LNG	Antigua and Barbuda	Contship Air	Eagle LNG Maxville, Florida	Ft. Lauderdale, Florida	860	
2/19/2022	Eagle LNG Partners Jacksonville II LLC	Tiger Paw Marketing LLC	2017-79-LNG	Jamaica	AS Savanna	Eagle LNG Maxville, Florida	Miami, Florida	868	
2/25/2022	Eagle LNG Partners Jacksonville II LLC	Eagle LNG	2017-79-LNG	Jamaica	AS Savanna	Eagle LNG Maxville, Florida	Miami, Florida	861	
2/25/2022	Eagle LNG Partners Jacksonville II LLC	Tiger Paw Marketing LLC	2017-79-LNG	Jamaica	AS Savanna	Eagle LNG Maxville, Florida	Miami, Florida	871	
3/3/2022	Eagle LNG Partners Jacksonville II LLC	Tiger Paw Marketing LLC	2017-79-LNG	Antigua and Barbuda	Contship Air	Eagle LNG Maxville, Florida	Ft. Lauderdale, Florida	869	
3/4/2022	Eagle LNG Partners Jacksonville II LLC	Eagle LNG	2017-79-LNG	Jamaica	AS Savanna	Eagle LNG Maxville, Florida	Miami, Florida	869	
3/4/2022	Eagle LNG Partners Jacksonville II LLC	Tiger Paw Marketing LLC	2017-79-LNG	Jamaica	AS Savanna	Eagle LNG Maxville, Florida	Miami, Florida	868	
3/4/2022	Eagle LNG Partners Jacksonville II LLC	Tiger Paw Marketing LLC	2017-79-LNG	Jamaica	AS Savanna	Eagle LNG Maxville, Florida	Miami, Florida	857	
3/11/2022	Eagle LNG Partners Jacksonville II LLC	Tiger Paw Marketing LLC	2017-79-LNG	Jamaica	AS Savanna	Eagle LNG Maxville, Florida	Miami, Florida	865	
3/11/2022	Eagle LNG Partners Jacksonville II LLC	Tiger Paw Marketing LLC	2017-79-LNG	Jamaica	AS Savanna	Eagle LNG Maxville, Florida	Miami, Florida	870	
3/18/2022	Eagle LNG Partners Jacksonville II LLC	Tiger Paw Marketing LLC	2017-79-LNG	Jamaica	AS Savanna	Eagle LNG Maxville, Florida	Miami, Florida	869	
3/24/2022	Eagle LNG Partners Jacksonville II LLC	Tiger Paw Marketing LLC	2017-79-LNG	Antigua and Barbuda	Hohebank	Eagle LNG Maxville, Florida	Ft. Lauderdale, Florida	871	
3/25/2022	Eagle LNG Partners Jacksonville II LLC	Tiger Paw Marketing LLC	2017-79-LNG	Jamaica	AS Sabrina	Eagle LNG Maxville, Florida	Miami, Florida	876	
3/25/2022	Eagle LNG Partners Jacksonville II LLC	Tiger Paw Marketing LLC	2017-79-LNG	Jamaica	AS Sabrina	Eagle LNG Maxville, Florida	Miami, Florida	871	
3/25/2022	Eagle LNG Partners Jacksonville II LLC	Tiger Paw Marketing LLC	2017-79-LNG	Jamaica	AS Sabrina	Eagle LNG Maxville, Florida	Miami, Florida	869	
4/1/2022	Eagle LNG Partners Jacksonville II LLC	Tiger Paw Marketing LLC	2017-79-LNG	Jamaica	AS Savanna	Eagle LNG Maxville, Florida	Miami, Florida	869	
4/3/2022	Eagle LNG Partners Jacksonville II LLC	Tiger Paw Marketing LLC	2017-79-LNG	Antigua and Barbuda	Artemis	Eagle LNG Maxville, Florida	Ft. Lauderdale, Florida	871	
4/8/2022	Eagle LNG Partners Jacksonville II LLC	Eagle LNG	2017-79-LNG	Jamaica	AS Savanna	Eagle LNG Maxville, Florida	Miami, Florida	866	
4/8/2022	Eagle LNG Partners Jacksonville II LLC	Tiger Paw Marketing LLC	2017-79-LNG	Jamaica	AS Savanna	Eagle LNG Maxville, Florida	Miami, Florida	870	
4/15/2022	Eagle LNG Partners Jacksonville II LLC	Tiger Paw Marketing LLC	2017-79-LNG	Jamaica	AS Savanna	Eagle LNG Maxville, Florida	Miami, Florida	869	
4/15/2022	Eagle LNG Partners Jacksonville II LLC	Tiger Paw Marketing LLC	2017-79-LNG	Jamaica	AS Savanna	Eagle LNG Maxville, Florida	Miami, Florida	870	
4/15/2022	Eagle LNG Partners Jacksonville II LLC	Tiger Paw Marketing LLC	2017-79-LNG	Jamaica	AS Savanna	Eagle LNG Maxville, Florida	Miami, Florida	872	
4/25/2022	Eagle LNG Partners Jacksonville II LLC	Tiger Paw Marketing LLC	2017-79-LNG	Antigua and Barbuda	AS Laetitia	Eagle LNG Maxville, Florida	Ft. Lauderdale, Florida	868	
4/28/2022	Eagle LNG Partners Jacksonville II LLC	Tiger Paw Marketing LLC	2017-79-LNG	Antigua and Barbuda	Contship Air	Eagle LNG Maxville, Florida	Ft. Lauderdale, Florida	868	
4/29/2022	Eagle LNG Partners Jacksonville II LLC	Tiger Paw Marketing LLC	2017-79-LNG	Jamaica	AS Savanna	Eagle LNG Maxville, Florida	Miami, Florida	868	
5/5/2022	Eagle LNG Partners Jacksonville II LLC	Tiger Paw Marketing LLC	2017-79-LNG	Antigua and Barbuda	Artemis	Eagle LNG Maxville, Florida	Ft. Lauderdale, Florida	868	
5/7/2022	Eagle LNG Partners Jacksonville II LLC	Eagle LNG	2017-79-LNG	Jamaica	AS Savanna	Eagle LNG Maxville, Florida	Miami, Florida	869	
5/13/2022	Eagle LNG Partners Jacksonville II LLC	Tiger Paw Marketing LLC	2017-79-LNG	Jamaica	AS Sabrina	Eagle LNG Maxville, Florida	Miami, Florida	870	
5/13/2022	Eagle LNG Partners Jacksonville II LLC	Tiger Paw Marketing LLC	2017-79-LNG	Jamaica	AS Sabrina	Eagle LNG Maxville, Florida	Miami, Florida	868	
5/18/2022	Eagle LNG Partners Jacksonville II LLC	Tiger Paw Marketing LLC	2017-79-LNG	Antigua and Barbuda	Hohebank	Eagle LNG Maxville, Florida	Ft. Lauderdale, Florida	869	
5/21/2022	Eagle LNG Partners Jacksonville II LLC	Tiger Paw Marketing LLC	2017-79-LNG	Jamaica	AS Savanna	Eagle LNG Maxville, Florida	Miami, Florida	869	
5/21/2022	Eagle LNG Partners Jacksonville II LLC	Tiger Paw Marketing LLC	2017-79-LNG	Jamaica	AS Savanna	Eagle LNG Maxville, Florida	Miami, Florida	869	
5/27/2022	Eagle LNG Partners Jacksonville II LLC	Tiger Paw Marketing LLC	2017-79-LNG	Jamaica	AS Savanna	Eagle LNG Maxville, Florida	Miami, Florida	870	
6/3/2022	Eagle LNG Partners Jacksonville II LLC	Tiger Paw Marketing LLC	2017-79-LNG	Jamaica	AS Sabrina	Eagle LNG Maxville, Florida	Miami, Florida	870	
6/3/2022	Eagle LNG Partners Jacksonville II LLC	Tiger Paw Marketing LLC	2017-79-LNG	Jamaica	AS Sabrina	Eagle LNG Maxville, Florida	Miami, Florida	871	
6/3/2022	Eagle LNG Partners Jacksonville II LLC	Tiger Paw Marketing LLC	2017-79-LNG	Jamaica	AS Sabrina	Eagle LNG Maxville, Florida	Miami, Florida	867	
6/9/2022	Eagle LNG Partners Jacksonville II LLC	Tiger Paw Marketing LLC	2017-79-LNG	Antigua and Barbuda	Contship Air	Eagle LNG Maxville, Florida	Ft. Lauderdale, Florida	868	
6/9/2022	Eagle LNG Partners Jacksonville II LLC	Tiger Paw Marketing LLC	2017-79-LNG	Antigua and Barbuda	Contship Air	Eagle LNG Maxville, Florida	Ft. Lauderdale, Florida	870	
6/16/2022	Eagle LNG Partners Jacksonville II LLC	Tiger Paw Marketing LLC	2017-79-LNG	Antigua and Barbuda	Hohebank	Eagle LNG Maxville, Florida	Ft. Lauderdale, Florida	866	
6/17/2022	Eagle LNG Partners Jacksonville II LLC	Tiger Paw Marketing LLC	2017-79-LNG	Jamaica	AS Sabrina	Eagle LNG Maxville, Florida	Miami, Florida	870	
6/24/2022	Eagle LNG Partners Jacksonville II LLC	Tiger Paw Marketing LLC	2017-79-LNG	Jamaica	AS Savanna	Eagle LNG Maxville, Florida	Miami, Florida	736	
6/24/2022	Eagle LNG Partners Jacksonville II LLC	Tiger Paw Marketing LLC	2017-79-LNG	Jamaica	AS Savanna	Eagle LNG Maxville, Florida	Miami, Florida	869	

[S] Spot – a one-time transaction for near-term delivery of a specific quantity of LNG at a specific location. Spot cargos could be included in either long-term or short-term authorized types.

[\*] Split cargo – a single shipment of LNG where portions of the cargo have different transactional characteristics. For instance, a single cargo can have more than one buyer, supplier, price, unloading port, loading port, or DOE authorization.

[C] Commissioning cargo – pre-commercial cargo loaded while export facility operations are still undergoing final testing and inspection. Commissioning cargos may occur multiple times for the same facility as individual LNG trains enter service.

Countries of destination are current as of publication date. Any updates to countries of destination reported will be published in the next scheduled LNG Monthly.

**VESSEL-BORNE EXPORTS OF DOMESTICALLY-PRODUCED LIQUEFIED NATURAL GAS (LNG) SHIPPED BY ISO CONTAINER**

Table 2b

Date of Departure	Name of Exporter	Supplier	Docket Number	Country of Destination	Name of Ocean Going Vessel	ISO Container Loading Facility & Location	U.S. Export Port or Terminal	Volume (Mcf of Natural Gas)	Notes
6/24/2022	Eagle LNG Partners Jacksonville II LLC	Tiger Paw Marketing LLC	2017-79-LNG	Jamaica	AS Savanna	Eagle LNG Maxville, Florida	Miami, Florida	868	
6/30/2022	Eagle LNG Partners Jacksonville II LLC	Tiger Paw Marketing LLC	2017-79-LNG	Antigua and Barbuda	AS Laetitia	Eagle LNG Maxville, Florida	Ft. Lauderdale, Florida	870	
7/1/2022	Eagle LNG Partners Jacksonville II LLC	Tiger Paw Marketing LLC	2017-79-LNG	Jamaica	AS Sabrina	Eagle LNG Maxville, Florida	Miami, Florida	869	
7/7/2022	Eagle LNG Partners Jacksonville II LLC	Tiger Paw Marketing LLC	2017-79-LNG	Antigua and Barbuda	Artemis	Eagle LNG Maxville, Florida	Ft. Lauderdale, Florida	870	
7/8/2022	Eagle LNG Partners Jacksonville II LLC	Tiger Paw Marketing LLC	2017-79-LNG	Jamaica	AS Savanna	Eagle LNG Maxville, Florida	Miami, Florida	870	
7/15/2022	Eagle LNG Partners Jacksonville II LLC	Tiger Paw Marketing LLC	2017-79-LNG	Jamaica	AS Sabrina	Eagle LNG Maxville, Florida	Miami, Florida	873	
7/21/2022	Eagle LNG Partners Jacksonville II LLC	Tiger Paw Marketing LLC	2017-79-LNG	Antigua and Barbuda	Contship Air	Eagle LNG Maxville, Florida	Ft. Lauderdale, Florida	872	
7/29/2022	Eagle LNG Partners Jacksonville II LLC	Tiger Paw Marketing LLC	2017-79-LNG	Jamaica	AS Sabrina	Eagle LNG Maxville, Florida	Miami, Florida	870	
7/29/2022	Eagle LNG Partners Jacksonville II LLC	Tiger Paw Marketing LLC	2017-79-LNG	Jamaica	AS Sabrina	Eagle LNG Maxville, Florida	Miami, Florida	868	
8/3/2022	Eagle LNG Partners Jacksonville II LLC	Tiger Paw Marketing LLC	2017-79-LNG	Antigua and Barbuda	Artemis	Eagle LNG Maxville, Florida	Ft. Lauderdale, Florida	869	
8/11/2022	Eagle LNG Partners Jacksonville II LLC	Tiger Paw Marketing LLC	2017-79-LNG	Antigua and Barbuda	Artemis	Eagle LNG Maxville, Florida	Ft. Lauderdale, Florida	869	
8/11/2022	Eagle LNG Partners Jacksonville II LLC	Tiger Paw Marketing LLC	2017-79-LNG	Jamaica	AS Sabrina	Eagle LNG Maxville, Florida	Miami, Florida	872	
8/26/2022	Eagle LNG Partners Jacksonville II LLC	Tiger Paw Marketing LLC	2017-79-LNG	Jamaica	AS Sabrina	Eagle LNG Maxville, Florida	Miami, Florida	869	
9/16/2022	Eagle LNG Partners Jacksonville II LLC	Tiger Paw Marketing LLC	2017-79-LNG	Antigua and Barbuda	Contship Air	Eagle LNG Maxville, Florida	Ft. Lauderdale, Florida	873	
9/16/2022	Eagle LNG Partners Jacksonville II LLC	Tiger Paw Marketing LLC	2017-79-LNG	Antigua and Barbuda	Contship Air	Eagle LNG Maxville, Florida	Ft. Lauderdale, Florida	872	
9/23/2022	Eagle LNG Partners Jacksonville II LLC	Tiger Paw Marketing LLC	2017-79-LNG	Jamaica	AS Sabrina	Eagle LNG Maxville, Florida	Miami, Florida	784	
9/23/2022	Eagle LNG Partners Jacksonville II LLC	Tiger Paw Marketing LLC	2017-79-LNG	Jamaica	AS Sabrina	Eagle LNG Maxville, Florida	Miami, Florida	873	
9/23/2022	Eagle LNG Partners Jacksonville II LLC	Tiger Paw Marketing LLC	2017-79-LNG	Jamaica	AS Sabrina	Eagle LNG Maxville, Florida	Miami, Florida	875	
9/26/2022	Eagle LNG Partners Jacksonville II LLC	Tiger Paw Marketing LLC	2017-79-LNG	Jamaica	AS Sabrina	Eagle LNG Maxville, Florida	Miami, Florida	872	
9/26/2022	Eagle LNG Partners Jacksonville II LLC	Tiger Paw Marketing LLC	2017-79-LNG	Jamaica	AS Sabrina	Eagle LNG Maxville, Florida	Miami, Florida	867	
9/27/2022	Eagle LNG Partners Jacksonville II LLC	Tiger Paw Marketing LLC	2017-79-LNG	Antigua and Barbuda	JSP BORA	Eagle LNG Maxville, Florida	Ft. Lauderdale, Florida	874	
10/13/2022	Eagle LNG Partners Jacksonville II LLC	Tiger Paw Marketing LLC	2017-79-LNG	Jamaica	AS Savanna	Eagle LNG Maxville, Florida	Miami, Florida	871	
10/20/2022	Eagle LNG Partners Jacksonville II LLC	Tiger Paw Marketing LLC	2017-79-LNG	Antigua and Barbuda	Hohebank	Eagle LNG Maxville, Florida	Ft. Lauderdale, Florida	870	
10/21/2022	Eagle LNG Partners Jacksonville II LLC	Tiger Paw Marketing LLC	2017-79-LNG	Jamaica	AS Sabrina	Eagle LNG Maxville, Florida	Miami, Florida	871	
10/27/2022	Eagle LNG Partners Jacksonville II LLC	Tiger Paw Marketing LLC	2017-79-LNG	Antigua and Barbuda	JSP BORA	Eagle LNG Maxville, Florida	Ft. Lauderdale, Florida	871	
10/28/2022	Eagle LNG Partners Jacksonville II LLC	Tiger Paw Marketing LLC	2017-79-LNG	Jamaica	AS Savanna	Eagle LNG Maxville, Florida	Miami, Florida	852	
11/1/2022	Eagle LNG Partners Jacksonville II LLC	Tiger Paw Marketing LLC	2017-79-LNG	Antigua and Barbuda	Artemis	Ft. Lauderdale, Florida	Eagle LNG Maxville, Florida	881	
11/8/2022	Eagle LNG Partners Jacksonville II LLC	Tiger Paw Marketing LLC	2017-79-LNG	Germany	Singelgracht	Jacksonville, Florida	Eagle LNG Maxville, Florida	838	
11/24/2022	Eagle LNG Partners Jacksonville II LLC	Tiger Paw Marketing LLC	2017-79-LNG	Antigua and Barbuda	JSP BORA	Ft. Lauderdale, Florida	Eagle LNG Maxville, Florida	880	
12/2/2022	Eagle LNG Partners Jacksonville II LLC	Tiger Paw Marketing LLC	2017-79-LNG	Jamaica	AS Sabrina	Miami, Florida	Eagle LNG Maxville, Florida	886	
12/11/2022	Eagle LNG Partners Jacksonville II LLC	Tiger Paw Marketing LLC	2017-79-LNG	Jamaica	AS Sabrina	Miami, Florida	Eagle LNG Maxville, Florida	880	
12/13/2022	Eagle LNG Partners Jacksonville II LLC	Tiger Paw Marketing LLC	2017-79-LNG	Antigua and Barbuda	Hohebank	Ft. Lauderdale, Florida	Eagle LNG Maxville, Florida	880	
12/20/2022	Eagle LNG Partners Jacksonville II LLC	Tiger Paw Marketing LLC	2017-79-LNG	Jamaica	AS Savanna	Miami, Florida	Eagle LNG Maxville, Florida	880	
<b>TOTAL Exports of LNG (ISO)</b>								<b>67,605</b>	

[S] Spot – a one-time transaction for near-term delivery of a specific quantity of LNG at a specific location. Spot cargos could be included in either long-term or short-term authorized types.

[\*] Split cargo – a single shipment of LNG where portions of the cargo have different transactional characteristics. For instance, a single cargo can have more than one buyer, supplier, price, unloading port, loading port, or DOE authorization.

[C] Commissioning cargo – pre-commercial cargo loaded while export facility operations are still undergoing final testing and inspection. Commissioning cargos may occur multiple times for the same facility as individual LNG trains enter service.

Countries of destination are current as of publication date. Any updates to countries of destination reported will be published in the next scheduled LNG Monthly.



**VESSEL-BORNE EXPORTS OF DOMESTICALLY-PRODUCED LIQUEFIED NATURAL GAS (LNG) SHIPPED BY ISO CONTAINER**

Table 2b

Date of Departure	Name of Exporter	Supplier	Docket Number	Country of Destination	Name of Ocean Going Vessel	ISO Container Loading Facility & Location	U.S. Export Port or Terminal	Volume (Mcf of Natural Gas)	Notes
11/27/2022	MKVH Advisors, Inc.		2022-69-LNG	Barbados	SC Marigot	Frontier Natural Resources Inc., Clearfield, PA	Newark, NJ	961	
<b>TOTAL Exports of LNG (ISO)</b>								<b>961</b>	

[S] **Spot** – a one-time transaction for near-term delivery of a specific quantity of LNG at a specific location. Spot cargos could be included in either long-term or short-term authorized types.

[\*] **Split cargo** – a single shipment of LNG where portions of the cargo have different transactional characteristics. For instance, a single cargo can have more than one buyer, supplier, price, unloading port, loading port, or DOE authorization.

[C] **Commissioning cargo** – pre-commercial cargo loaded while export facility operations are still undergoing final testing and inspection. Commissioning cargos may occur multiple times for the same facility as individual LNG trains enter service.

Countries of destination are current as of publication date. Any updates to countries of destination reported will be published in the next scheduled *LNG Monthly*.



**VESSEL-BORNE EXPORTS OF DOMESTICALLY-PRODUCED LIQUEFIED NATURAL GAS (LNG) SHIPPED BY ISO CONTAINER**

Table 2b

Date of Departure	Name of Exporter	Supplier	Docket Number	Country of Destination	Name of Ocean Going Vessel	ISO Container Loading Facility & Location	U.S. Export Port or Terminal	Volume (Mcf of Natural Gas)	Notes
1/14/2022	Carib Energy (USA) LLC	JAX LNG	2016-98-LNG	Barbados	AS Laetitia	Port Everglades, Florida	Ft. Lauderdale, Florida	877	[S]
<b>TOTAL Exports of LNG (ISO)</b>								<b>877</b>	

[S] **Spot** – a one-time transaction for near-term delivery of a specific quantity of LNG at a specific location. Spot cargos could be included in either long-term or short-term authorized types.

[\*] **Split cargo** – a single shipment of LNG where portions of the cargo have different transactional characteristics. For instance, a single cargo can have more than one buyer, supplier, price, unloading port, loading port, or DOE authorization.

[C] **Commissioning cargo** – pre-commercial cargo loaded while export facility operations are still undergoing final testing and inspection. Commissioning cargos may occur multiple times for the same facility as individual LNG trains enter service.

Countries of destination are current as of publication date. Any updates to countries of destination reported will be published in the next scheduled *LNG Monthly*.

Office of Fossil Energy and Carbon Management  
 Office of Resource Sustainability  
 Office of Regulation, Analysis, and Engagement  
 Division of Natural Gas Regulation  
 Phone: 202-586-7991  
 Email: [ngreports@hq.doe.gov](mailto:ngreports@hq.doe.gov)



**VESSEL-BORNE RE-EXPORTS OF LIQUEFIED NATURAL GAS (LNG)**

Table 2c

Date of Departure	Authorization Holder	Supplier(s)	Exporter	Purchaser	Docket Number	Country of Destination	Name of Tanker	Departure Terminal	Volume (Mcf of Natural Gas)	Notes
4/6/2022	Carib Energy (USA) LLC	Naturgy Aprovisionamientos S.A.	Carib Energy (USA) LLC	BARBADOS NATIONAL OIL COMPANY	2021-99-LNG	Barbados	Midnight Reign	Penuelas, Puerto Rico	16,979	
4/25/2022	Carib Energy (USA) LLC	Naturgy Aprovisionamientos S.A.	Carib Energy (USA) LLC	BARBADOS NATIONAL OIL COMPANY	2021-99-LNG	Barbados	Midnight Reign	Penuelas, Puerto Rico	17,077	
5/9/2022	Carib Energy (USA) LLC	Naturgy Aprovisionamientos S.A.	Carib Energy (USA) LLC	BARBADOS NATIONAL OIL COMPANY	2021-99-LNG	Barbados	Midnight Reign	Penuelas, Puerto Rico	17,132	
5/28/2022	Carib Energy (USA) LLC	Naturgy Aprovisionamientos S.A.	Carib Energy (USA) LLC	BARBADOS NATIONAL OIL COMPANY	2021-99-LNG	Barbados	Midnight Reign	Penuelas, Puerto Rico	11,211	
6/14/2022	Carib Energy (USA) LLC	Naturgy Aprovisionamientos S.A.	Carib Energy (USA) LLC	BARBADOS NATIONAL OIL COMPANY	2021-99-LNG	Barbados	Midnight Reign	Penuelas, Puerto Rico	11,088	
6/28/2022	Carib Energy (USA) LLC	Naturgy Aprovisionamientos S.A.	Carib Energy (USA) LLC	BARBADOS NATIONAL OIL COMPANY	2021-99-LNG	Barbados	Midnight Reign	Penuelas, Puerto Rico	11,119	
7/4/2022	Carib Energy (USA) LLC	Naturgy Aprovisionamientos S.A.	Carib Energy (USA) LLC	BARBADOS NATIONAL OIL COMPANY	2021-99-LNG	Barbados	Midnight Reign	Penuelas, Puerto Rico	11,113	
7/13/2022	Carib Energy (USA) LLC	Naturgy Aprovisionamientos S.A.	Carib Energy (USA) LLC	BARBADOS NATIONAL OIL COMPANY	2021-99-LNG	Barbados	Midnight Reign	Penuelas, Puerto Rico	11,084	
7/26/2022	Carib Energy (USA) LLC	Naturgy Aprovisionamientos S.A.	Carib Energy (USA) LLC	BARBADOS NATIONAL OIL COMPANY	2021-99-LNG	Barbados	Midnight Reign	Penuelas, Puerto Rico	10,235	
8/8/2022	Carib Energy (USA) LLC	Naturgy Aprovisionamientos S.A.	Carib Energy (USA) LLC	BARBADOS NATIONAL OIL COMPANY	2021-99-LNG	Barbados	Midnight Reign	Penuelas, Puerto Rico	12,588	
8/23/2022	Carib Energy (USA) LLC	Naturgy Aprovisionamientos S.A.	Carib Energy (USA) LLC	BARBADOS NATIONAL OIL COMPANY	2021-99-LNG	Barbados	Midnight Reign	Penuelas, Puerto Rico	12,675	
9/5/2022	Carib Energy (USA) LLC	Naturgy Aprovisionamientos S.A.	Carib Energy (USA) LLC	BARBADOS NATIONAL OIL COMPANY	2021-99-LNG	Barbados	Midnight Reign	Penuelas, Puerto Rico	14,298	
9/22/2022	Carib Energy (USA) LLC	Naturgy Aprovisionamientos S.A.	Carib Energy (USA) LLC	BARBADOS NATIONAL OIL COMPANY	2021-99-LNG	Barbados	Midnight Tide	Ponce, Puerto Rico	6,771	
11/1/2022	Carib Energy (USA) LLC	Naturgy Aprovisionamientos, S.A.	Carib Energy (USA) LLC	BARBADOS NATIONAL OIL COMPANY	2021-99-LNG	Barbados	Midnight Reign	Penuelas, Puerto Rico	8,558	
11/11/2022	Carib Energy (USA) LLC	Naturgy Aprovisionamientos, S.A.	Carib Energy (USA) LLC	BARBADOS NATIONAL OIL COMPANY	2021-99-LNG	Barbados	Midnight Reign	Penuelas, Puerto Rico	14,549	
11/22/2022	Carib Energy (USA) LLC	Naturgy Aprovisionamientos, S.A.	Carib Energy (USA) LLC	BARBADOS NATIONAL OIL COMPANY	2021-99-LNG	Barbados	Midnight Reign	Penuelas, Puerto Rico	15,405	
12/5/2022	Carib Energy (USA) LLC	Naturgy Aprovisionamientos, S.A.	Carib Energy (USA) LLC	BARBADOS NATIONAL OIL COMPANY	2021-99-LNG	Barbados	Midnight Reign	Penuelas, Puerto Rico	14,994	
12/19/2022	Carib Energy (USA) LLC	Naturgy Aprovisionamientos, S.A.	Carib Energy (USA) LLC	BARBADOS NATIONAL OIL COMPANY	2021-99-LNG	Barbados	Midnight Reign	Penuelas, Puerto Rico	15,827	
12/30/2022	Carib Energy (USA) LLC	Naturgy Aprovisionamientos, S.A.	Carib Energy (USA) LLC	BARBADOS NATIONAL OIL COMPANY	2021-99-LNG	Barbados	Midnight Reign	Penuelas, Puerto Rico	16,833	
<b>TOTAL Re-Exports of LNG</b>									<b>249,636</b>	

[S] Spot - a one-time transaction for near-term delivery of a specific quantity of LNG at a specific location. Prior to 2006, spot cargos could be included in either long-term or short-term authorization types.  
 [\*] Split cargo - a single shipment of LNG where portions of the cargo have different transactional characteristics. For instance, a single cargo can have more than one buyer, supplier, price, unloading port, loading port, or DOE authorization.  
 [C] Commissioning cargo - pre-commercial cargo loaded while export facility operations are still undergoing final testing and inspection. Commissioning cargos may occur multiple times for the same facility as individual LNG trains enter service.

### LNG Imports by Country of Origin (Bcf of Natural Gas)

Table 2d(i)

2022	January	February	March	April	May	June	July	August	September	October	November	December	TOTAL
Egypt	-	-	-	-	-	-	-	-	-	-	-	-	0.0
France	-	-	-	-	-	-	-	-	-	-	-	-	0.0
Nigeria	-	-	-	-	-	-	-	-	-	-	-	-	0.0
Norway	-	-	-	-	-	-	-	-	-	-	-	-	0.0
Qatar	-	-	-	-	-	-	-	-	-	-	-	-	0.0
Trinidad	6.4	2.8	2.6	-	0.5	-	2.7	2.9	-	-	1.2	2.8	21.9
United Kingdom	-	-	-	-	-	-	-	-	-	-	-	-	0.0
Yemen	-	-	-	-	-	-	-	-	-	-	-	-	0.0
<b>TOTAL Imports of LNG</b>	<b>6.4</b>	<b>2.8</b>	<b>2.6</b>	<b>-</b>	<b>0.5</b>	<b>-</b>	<b>2.7</b>	<b>2.9</b>	<b>-</b>	<b>-</b>	<b>1.2</b>	<b>2.8</b>	<b>21.9</b>

### LNG Imports by Receiving Terminal (Bcf of Natural Gas)

Table 2d(ii)

2022	January	February	March	April	May	June	July	August	September	October	November	December	TOTAL
Cameron, LA	-	-	-	-	-	-	-	-	-	-	-	-	0.0
Cove Point, MD	-	-	-	-	-	-	-	-	-	-	-	-	0.0
Elba Island, GA	-	-	-	-	-	-	-	-	-	-	-	-	0.0
Everett, MA	5.1	2.9	2.6	-	0.5	-	2.7	2.9	-	-	1.2	2.8	20.7
Freeport, TX	-	-	-	-	-	-	-	-	-	-	-	-	0.0
Golden Pass, TX	-	-	-	-	-	-	-	-	-	-	-	-	0.0
Gulf LNG, MS	-	-	-	-	-	-	-	-	-	-	-	-	0.0
Lake Charles, LA	-	-	-	-	-	-	-	-	-	-	-	-	0.0
Neptune Deepwater Port	-	-	-	-	-	-	-	-	-	-	-	-	0.0
Northeast Gateway	1.2	1.6	-	-	-	-	-	-	-	-	-	-	2.8
<b>TOTAL Imports of LNG</b>	<b>6.4</b>	<b>4.4</b>	<b>2.6</b>	<b>-</b>	<b>0.5</b>	<b>-</b>	<b>2.7</b>	<b>2.9</b>	<b>-</b>	<b>-</b>	<b>1.2</b>	<b>2.8</b>	<b>23.5</b>

### LNG Imports by Company (Bcf of Natural Gas)

Table 2d(iii)

2022	January	February	March	April	May	June	July	August	September	October	November	December	TOTAL
BG LNG Services, LLC	-	-	-	-	-	-	-	-	-	-	-	-	0.0
BP Energy	-	-	-	-	-	-	-	-	-	-	-	-	0.0
Cheniere Marketing LLC	-	-	-	-	-	-	-	-	-	-	-	-	0.0
ConocoPhillips	-	-	-	-	-	-	-	-	-	-	-	-	0.0
Constellation LNG, LLC	5.1	2.9	2.6	-	0.5	-	2.7	2.9	-	-	1.2	2.8	20.7
Engie Gas & LNG LLC	-	-	-	-	-	-	-	-	-	-	-	-	0.0
Excelerate Energy Gas Marketing L.P.	1.2	1.6	-	-	-	-	-	-	-	-	-	-	2.8
Freeport LNG Development, L.P.	-	-	-	-	-	-	-	-	-	-	-	-	0.0
Pacific Summit Energy LLC	-	-	-	-	-	-	-	-	-	-	-	-	0.0
Sempra LNG Marketing	-	-	-	-	-	-	-	-	-	-	-	-	0.0
Shell NA LNG LLC	-	-	-	-	-	-	-	-	-	-	-	-	0.0
Statoil Natural Gas	-	-	-	-	-	-	-	-	-	-	-	-	0.0
Total Gas & Power	-	-	-	-	-	-	-	-	-	-	-	-	0.0
<b>Total Imports of LNG</b>	<b>6.4</b>	<b>4.4</b>	<b>2.6</b>	<b>-</b>	<b>0.5</b>	<b>-</b>	<b>2.7</b>	<b>2.9</b>	<b>-</b>	<b>-</b>	<b>1.2</b>	<b>2.8</b>	<b>23.5</b>

\*Very small volumes shown as zero due to rounding.

### SHORT-TERM VESSEL-BORNE IMPORTS OF LIQUEFIED NATURAL GAS

Table 2e(i)

Date of Arrival	Name of Importer	Seller	Docket Number	Country of Origin	Name of Tanker	Receiving Terminal	Volume (Mcf of Natural Gas)	Notes
1/4/2022	Excelerate Energy Gas Marketing L.P.		2021-36-LNG	Trinidad	Exemplar	Northeast Gateway	1,246,356	[S]
2/1/2022	Excelerate Energy Gas Marketing L.P.		2021-36-LNG	Trinidad	Exemplar	Northeast Gateway	1,593,156	[S]
<b>TOTAL Short-Term Imports of LNG</b>							<b>2,839,512</b>	

[S] Spot - a one-time transaction for near-term delivery of a specific quantity of LNG at a specific location. Prior to 2006, spot cargos could be included in either long-term or short-term authorization types.

[\*] Split cargo - a single shipment of LNG where portions of the cargo have different transactional characteristics. For instance, a single cargo can have more than one buyer, supplier, price, unloading port, loading port, or DOE authorization.

### LONG-TERM VESSEL-BORNE IMPORTS OF LIQUEFIED NATURAL GAS

Table 2e(ii)

Date of Arrival	Name of Importer	Seller	Docket Number	Country of Origin	Name of Tanker	Receiving Terminal	Volume (Mcf of Natural Gas)	Notes
1/8/2022	Constellation LNG, LLC	Naturgy LNG Marketing Limited	2019-5-LNG	Trinidad	Cadiz Knutsen	Everett, Massachusetts	1,155,146	
1/13/2022	Constellation LNG, LLC	Naturgy LNG Marketing Limited	2019-5-LNG	Trinidad	Methane Lydon Volney	Everett, Massachusetts	1,139,618	
1/26/2022	Constellation LNG, LLC	Naturgy LNG Marketing Limited	2019-5-LNG	Trinidad	Cadiz Knutsen	Everett, Massachusetts	2,840,362	
2/9/2022	Constellation LNG, LLC	Naturgy LNG Marketing Limited	2019-5-LNG	Trinidad	Castillo de Villalba	Everett, Massachusetts	2,854,628	
3/1/2022	Constellation LNG, LLC	Naturgy LNG Marketing Limited	2019-5-LNG	Trinidad	Methane Lydon Volney	Everett, Massachusetts	1,266,120	
3/24/2022	Constellation LNG, LLC	Naturgy LNG Marketing Limited	2019-5-LNG	Trinidad	Catalunya Spirit	Everett, Massachusetts	1,333,998	
5/23/2022	Constellation LNG, LLC	Naturgy LNG Marketing Limited	2019-5-LNG	Trinidad	Catalunya Spirit	Everett, Massachusetts	481,654	
7/17/2022	Constellation LNG, LLC	Naturgy LNG Marketing Limited	2019-5-LNG	Trinidad	Neo Energy	Everett, Massachusetts	2,736,485	
8/30/2022	Constellation LNG, LLC	Naturgy LNG Marketing Limited	2019-5-LNG	Trinidad	Iberica Knutsen	Everett, Massachusetts	2,861,900	
11/21/2022	Constellation LNG, LLC	Naturgy LNG Marketing Limited	2019-5-LNG	Trinidad	Cadiz Knutsen	Everett, Massachusetts	1,215,807	
12/21/2022	Constellation LNG, LLC	Naturgy LNG Marketing Limited	2019-5-LNG	Trinidad	Cadiz Knutsen	Everett, Massachusetts	2,810,159	
<b>TOTAL Long-Term Imports of LNG</b>							<b>20,695,877</b>	
<b>TOTAL LNG IMPORTS</b>							<b>23,535,389</b>	

[S] Spot - a one-time transaction for near-term delivery of a specific quantity of LNG at a specific location. Prior to 2006, spot cargos could be included in either long-term or short-term authorization types.

[\*] Split cargo - a single shipment of LNG where portions of the cargo have different transactional characteristics. For instance, a single cargo can have more than one buyer, supplier, price, unloading port, loading port, or DOE authorization.

[E-P] - a portion of this cargo was delivered to Everett, MA on 16 February 2017 and a portion was delivered to Ponce, Puerto Rico on 22 February 2017.

**VESSEL-BORNE IMPORTS OF LIQUEFIED NATURAL GAS (LNG) TO PUERTO RICO**

Table 2f

Date of Arrival	Name of Importer	Seller	Docket Number	Country of Origin	Name of Tanker	Receiving Terminal	Volume (Mcf of Natural Gas)	Notes
1/7/2022	NFEnergia LLC	NFE North Trading Ltd	2020-7-LNG	Brazil	JS Ineos Independence	San Juan, Puerto Rico	15,961	[S]
1/10/2022	Naturgy Aprovisionamientos S.A.	Naturgy Aprovisionamientos S.A.	2020-116-LNG	Trinidad	Tristar Ruby	Ponce, Puerto Rico	1,435,919	[*]
1/14/2022	NFEnergia LLC	NFE North Trading Ltd	2020-7-LNG	Brazil	Coral Antheia	San Juan, Puerto Rico	8,059	[S]
1/21/2022	NFEnergia LLC	NFE North Trading Ltd	2020-7-LNG	Brazil	Coral Antheia	San Juan, Puerto Rico	12,158	[S]
1/22/2022	Naturgy Aprovisionamientos S.A.	Naturgy Aprovisionamientos S.A.	2020-116-LNG	Trinidad	Methane Lydon Volney	Ponce, Puerto Rico	964,767	[*]
1/28/2022	NFEnergia LLC	NFE North Trading Ltd	2020-7-LNG	Brazil	Coral Antheia	San Juan, Puerto Rico	13,961	[S]
2/1/2022	Naturgy Aprovisionamientos S.A.	Naturgy Aprovisionamientos S.A.	2020-116-LNG	Spain	Catalunya Spirit	Ponce, Puerto Rico	880,871	[*]
2/2/2022	NFEnergia LLC	NFE North Trading Ltd	2020-7-LNG	Trinidad	Coral Antheia	San Juan, Puerto Rico	7,281	[S]
2/11/2022	NFEnergia LLC	NFE North Trading Ltd	2020-7-LNG	Trinidad	Coral Antheia	San Juan, Puerto Rico	15,143	[S]
2/16/2022	Naturgy Aprovisionamientos S.A.	Naturgy Aprovisionamientos S.A.	2020-116-LNG	Spain	Catalunya Spirit	Ponce, Puerto Rico	1,373,904	[*]
2/18/2022	NFEnergia LLC	NFE North Trading Ltd	2020-7-LNG	Trinidad	Coral Antheia	San Juan, Puerto Rico	114,640	[S]
2/27/2022	Naturgy Aprovisionamientos S.A.	Naturgy Aprovisionamientos S.A.	2020-116-LNG	Trinidad	BW GDF Suez Boston	Ponce, Puerto Rico	1,337,860	[*]
3/2/2022	NFEnergia LLC	NFE North Trading Ltd	2020-7-LNG	Trinidad	JS Ineos Independence	San Juan, Puerto Rico	385,586	[S]
3/11/2022	Naturgy Aprovisionamientos S.A.	Naturgy Aprovisionamientos S.A.	2020-116-LNG	Trinidad	BW GDF Suez Boston	Ponce, Puerto Rico	1,383,184	[*]
3/12/2022	NFEnergia LLC	NFE North Trading Ltd	2020-7-LNG	Trinidad	Coral Antheia	San Juan, Puerto Rico	122,424	[S]
3/18/2022	NFEnergia LLC	NFE North Trading Ltd	2020-7-LNG	Trinidad	JS Ineos Independence	San Juan, Puerto Rico	396,985	[S]
3/23/2022	Naturgy Aprovisionamientos S.A.	Naturgy Aprovisionamientos S.A.	2020-116-LNG	Trinidad	Methane Lydon Volney	Ponce, Puerto Rico	1,444,512	[*]
4/2/2022	NFEnergia LLC	NFE North Trading Ltd	2022-4-LNG	Trinidad	Coral Antheia	San Juan, Puerto Rico	126,177	[S]
4/5/2022	Naturgy Aprovisionamientos S.A.	Naturgy Aprovisionamientos S.A.	2020-116-LNG	Trinidad	BW GDF Suez Boston	Ponce, Puerto Rico	1,700,212	[*]
4/6/2022	NFEnergia LLC	NFE North Trading Ltd	2022-4-LNG	Trinidad	Coral Encanto	San Juan, Puerto Rico	585,744	[S]
4/22/2022	Naturgy Aprovisionamientos S.A.	Naturgy Aprovisionamientos S.A.	2020-116-LNG	Trinidad	Catalunya Spirit	Ponce, Puerto Rico	1,460,529	[*]
4/25/2022	NFEnergia LLC	NFE North Trading Ltd	2022-4-LNG	Nigeria	JS Ineos Independence	San Juan, Puerto Rico	207,094	[S]
5/6/2022	NFEnergia LLC	NFE North Trading Ltd	2022-4-LNG	Nigeria	Coral Encanto	San Juan, Puerto Rico	353,458	[S]
5/7/2022	Naturgy Aprovisionamientos S.A.	Naturgy Aprovisionamientos S.A.	2020-116-LNG	Trinidad	Catalunya Spirit	Ponce, Puerto Rico	1,188,635	[*]
5/14/2022	NFEnergia LLC	NFE North Trading Ltd	2022-4-LNG	Nigeria	Coral Encanto	San Juan, Puerto Rico	283,586	[S]
5/14/2022	NFEnergia LLC	NFE North Trading Ltd	2022-4-LNG	Nigeria	JS Ineos Insight	San Juan, Puerto Rico	417,300	[S]
5/19/2022	Naturgy Aprovisionamientos S.A.	Naturgy Aprovisionamientos S.A.	2020-116-LNG	Trinidad	Methane Lydon Volney	Ponce, Puerto Rico	1,402,960	[*]
5/31/2022	Naturgy Aprovisionamientos S.A.	Naturgy Aprovisionamientos S.A.	2020-116-LNG	Trinidad	Methane Lydon Volney	Ponce, Puerto Rico	1,403,154	[*]
6/1/2022	NFEnergia LLC	NFE North Trading Ltd	2022-4-LNG	Trinidad	Coral Encanto	San Juan, Puerto Rico	254,443	[S]
6/10/2022	Naturgy Aprovisionamientos S.A.	Naturgy Aprovisionamientos S.A.	2020-116-LNG	Trinidad	Catalunya Spirit	Ponce, Puerto Rico	1,098,699	[*]
6/17/2022	NFEnergia LLC	NFE North Trading Ltd	2022-4-LNG	Trinidad	Coral Encanto	San Juan, Puerto Rico	583,714	[S]
6/19/2022	Naturgy Aprovisionamientos S.A.	Naturgy Aprovisionamientos S.A.	2020-116-LNG	Nigeria	LNG Cross River	Ponce, Puerto Rico	1,372,913	[*]
6/29/2022	Naturgy Aprovisionamientos S.A.	Naturgy Aprovisionamientos S.A.	2020-116-LNG	Nigeria	LNG Cross River	Ponce, Puerto Rico	1,347,435	[*]
6/30/2022	NFEnergia LLC	NFE North Trading Ltd	2022-4-LNG	Trinidad	Coral Encanto	San Juan, Puerto Rico	245,616	[S]
7/2/2022	NFEnergia LLC	NFE North Trading Ltd	2022-4-LNG	Trinidad	Coral Encanto	San Juan, Puerto Rico	237,517	[S]
7/12/2022	NFEnergia LLC	NFE North Trading Ltd	2022-4-LNG	Trinidad	Coral Encanto	San Juan, Puerto Rico	607,163	[S]
7/14/2022	Naturgy Aprovisionamientos S.A.	Naturgy Aprovisionamientos S.A.	2020-116-LNG	Oman	Gaslog Sydney	Ponce, Puerto Rico	1,412,709	[S]
7/20/2022	NFEnergia LLC	NFE North Trading Ltd	2022-4-LNG	Trinidad	Coral Encanto	San Juan, Puerto Rico	385,675	[S]
7/25/2022	Naturgy Aprovisionamientos S.A.	Naturgy Aprovisionamientos S.A.	2020-116-LNG	Oman	Gaslog Sydney	Ponce, Puerto Rico	1,434,662	[*]
7/30/2022	NFEnergia LLC	NFE North Trading Ltd	2022-4-LNG	Trinidad	Coral Encanto	San Juan, Puerto Rico	634,079	[S]
8/3/2022	NFEnergia LLC	NFE North Trading Ltd	2022-4-LNG	Trinidad	Coral Encanto	San Juan, Puerto Rico	148,286	[S]
8/5/2022	Naturgy Aprovisionamientos S.A.	Naturgy Aprovisionamientos S.A.	2020-116-LNG	Trinidad	BW GDF Suez Boston	Ponce, Puerto Rico	1,395,550	[*]
8/6/2022	NFEnergia LLC	NFE North Trading Ltd	2022-4-LNG	Trinidad	Coral Encanto	San Juan, Puerto Rico	605,537	[S]
8/12/2022	NFEnergia LLC	NFE North Trading Ltd	2022-4-LNG	Trinidad	Coral Encanto	San Juan, Puerto Rico	148,709	[S]
8/18/2022	Naturgy Aprovisionamientos S.A.	Naturgy Aprovisionamientos S.A.	2020-116-LNG	Oman	Cadiz Knutsen	Ponce, Puerto Rico	1338940	[*]

Note: Naturgy Aprovisionamientos S.A. (formerly Gas Natural Aprovisionamientos SDG. S.A.)

[S] Spot – a one-time transaction for near-term delivery of a specific quantity of LNG at a specific location.

[\*] Split cargo – a single shipment of LNG where portions of the cargo have different transactional characteristics. For instance, a single cargo can have more than one buyer, supplier, price, unloading port, loading port, or DOE authorization.

**VESSEL-BORNE IMPORTS OF LIQUEFIED NATURAL GAS (LNG) TO PUERTO RICO**

Table 2f

Date of Arrival	Name of Importer	Seller	Docket Number	Country of Origin	Name of Tanker	Receiving Terminal	Volume (Mcf of Natural Gas)	Notes
8/20/2022	NFEnergia LLC	NFE North Trading Ltd	2022-4-LNG	Trinidad	Coral Encanto	San Juan, Puerto Rico	607,261	[S]
8/24/2022	NFEnergia LLC	NFE North Trading Ltd	2022-4-LNG	Trinidad	Coral Encanto	San Juan, Puerto Rico	148,286	[S]
8/26/2022	NFEnergia LLC	NFE North Trading Ltd	2022-4-LNG	Trinidad	Coral Encanto	San Juan, Puerto Rico	460,345	[S]
8/30/2022	Naturgy Aprovisionamientos S.A.	Naturgy Aprovisionamientos S.A.	2020-116-LNG	Oman	Cadiz Knutsen	Ponce, Puerto Rico	1,327,194	[*]
9/2/2022	NFEnergia LLC	NFE North Trading Ltd	2022-4-LNG	Trinidad	Avenir Accolade	San Juan, Puerto Rico	144,621	[S]
9/6/2022	NFEnergia LLC	NFE North Trading Ltd	2022-4-LNG	Trinidad	Coral Encanto	San Juan, Puerto Rico	602,670	[S]
9/8/2022	Naturgy Aprovisionamientos S.A.	Naturgy Aprovisionamientos S.A.	2020-116-LNG	Trinidad	BW GDF Suez Boston	Ponce, Puerto Rico	1,190,025	[*]
9/12/2022	NFEnergia LLC	NFE North Trading Ltd	2022-4-LNG	Trinidad	Avenir Accolade	San Juan, Puerto Rico	148,325	[S]
9/13/2022	NFEnergia LLC	NFE North Trading Ltd	2022-4-LNG	Trinidad	Coral Encanto	San Juan, Puerto Rico	466,433	[S]
9/16/2022	Naturgy Aprovisionamientos S.A.	Naturgy Aprovisionamientos S.A.	2020-116-LNG	Spain	Castillo de Villalba	Ponce, Puerto Rico	1,303,939	[*]
9/21/2022	NFEnergia LLC	NFE North Trading Ltd	2022-4-LNG	Nigeria	Avenir Accolade	San Juan, Puerto Rico	142,217	[S]
10/1/2022	NFEnergia LLC	NFE North Trading Ltd	2022-4-LNG	Nigeria	Coral Encanto	San Juan, Puerto Rico	640,217	[S]
10/8/2022	NFEnergia LLC	NFE North Trading Ltd	2022-4-LNG	Nigeria	Avenir Accolade	San Juan, Puerto Rico	157,990	[S]
10/12/2022	NFEnergia LLC	NFE North Trading Ltd	2022-4-LNG	Nigeria	Coral Encanto	San Juan, Puerto Rico	639,094	[S]
10/18/2022	Naturgy Aprovisionamientos S.A.	ys S.A. (formerly named Gas Natural Apro	2020-116-LNG	Trinidad	Methane Princess	Ponce, Puerto Rico	421,559	[*]
10/18/2022	NFEnergia LLC	NFE North Trading Ltd	2022-4-LNG	Nigeria	Avenir Accolade	San Juan, Puerto Rico	156,768	[S]
10/23/2022	NFEnergia LLC	NFE North Trading Ltd	2022-4-LNG	Nigeria	Coral Encanto	San Juan, Puerto Rico	415,685	[S]
10/28/2022	Naturgy Aprovisionamientos S.A.	ys S.A. (formerly named Gas Natural Apro	2020-116-LNG	Trinidad	BW GDF Suez Boston	Ponce, Puerto Rico	1,407,676	[*]
11/1/2022	NFEnergia LLC	NFE North Trading Ltd	2022-4-LNG	Nigeria	Coral Encanto	San Juan, Puerto Rico	640,167	[S]
11/7/2022	NFEnergia LLC	NFE North Trading Ltd	2022-4-LNG	Trinidad	Avenir Accolade	San Juan, Puerto Rico	146,966	[S]
11/12/2022	Naturgy Aprovisionamientos, S.A.	Naturgy Aprovisionamientos, S.A.	2020-116-LNG	Spain	NFE Grand	Ponce, Puerto Rico	1,236,247	[*]
11/12/2022	NFEnergia LLC	NFE North Trading Ltd	2022-4-LNG	Trinidad	Coral Encanto	San Juan, Puerto Rico	215,567	[S]
11/17/2022	NFEnergia LLC	NFE North Trading Ltd	2022-4-LNG	Trinidad	CNTIC VPower Global	San Juan, Puerto Rico	282,207	[S]
11/19/2022	NFEnergia LLC	NFE North Trading Ltd	2022-4-LNG	Trinidad	Coral Encanto	San Juan, Puerto Rico	344,020	[S]
11/23/2022	NFEnergia LLC	NFE North Trading Ltd	2022-4-LNG	Trinidad	CNTIC VPower Global	San Juan, Puerto Rico	311,793	[S]
11/24/2022	Naturgy Aprovisionamientos, S.A.	Naturgy Aprovisionamientos, S.A.	2020-116-LNG	Spain	NFE Grand	Ponce, Puerto Rico	1,014,176	[*]
12/1/2022	NFEnergia LLC	NFE North Trading Ltd	2022-4-LNG	Trinidad	Avenir Accolade	San Juan, Puerto Rico	15,202	[S]
12/7/2022	Naturgy Aprovisionamientos S.A.	Naturgy Aprovisionamientos S.A.	2022-107-LNG	Trinidad	Cadiz Knutsen	Ponce, Puerto Rico	1,409,629	[*]
12/8/2022	NFEnergia LLC	NFE North Trading Ltd	2022-4-LNG	Trinidad	Avenir Accolade	San Juan, Puerto Rico	13,143	[S]
12/16/2022	NFEnergia LLC	NFE North Trading Ltd	2022-4-LNG	Trinidad	Avenir Accolade	San Juan, Puerto Rico	17,507	[S]
12/22/2022	Naturgy Aprovisionamientos S.A.	Naturgy Aprovisionamientos S.A.	2022-107-LNG	Trinidad	BW GDF Suez Boston	Ponce, Puerto Rico	1,408,333	[*]
12/30/2022	NFEnergia LLC	NFE North Trading Ltd	2022-4-LNG	Trinidad	Avenir Accolade	San Juan, Puerto Rico	17,906	[S]
<b>TOTAL Imports of LNG to Puerto Rico</b>							<b>49,746,879</b>	

Note: Naturgy Aprovisionamientos S.A. (formerly Gas Natural Aprovisionamientos SDG, S.A.)

[S] Spot – a one-time transaction for near-term delivery of a specific quantity of LNG at a specific location.

[\*] Split cargo – a single shipment of LNG where portions of the cargo have different transactional characteristics. For instance, a single cargo can have more than one buyer, supplier, price, unloading port, loading port, or DOE authorization.

**Detailed Tables  
On  
Imports & Exports**





<b>Natural Gas Pipeline Imports by Point of Entry and Type of Authorization 4th Quarter 2022</b>								
<b>Long-Term Natural Gas Imports</b>								
	<b>October</b>		<b>November</b>		<b>December</b>		<b>Quarter Total</b>	
<b>Point of Entry</b>	<b>Volume (MMcf)</b>	<b>Avg. Price (\$/MMBtu)</b>	<b>Volume (MMcf)</b>	<b>Avg. Price (\$/MMBtu)</b>	<b>Volume (MMcf)</b>	<b>Avg. Price (\$/MMBtu)</b>	<b>Volume (MMcf)</b>	<b>Avg. Price (\$/MMBtu)</b>
<b>Alcan, Alaska</b>	-	-	4	\$7.76	-	-	4	\$7.76
<b>Calais, Maine</b>	120	\$13.83	319	\$18.93	901	\$32.39	1,341	\$27.52
<b>Eastport, Idaho</b>	108	\$5.32	116	\$8.42	120	\$30.16	344	\$15.03
<b>Everett, Massachusetts</b>	-	-	1,216	\$41.57	2,810	\$37.08	4,026	\$38.44
<b>Pittsburg, New Hampshire</b>	389	\$6.18	570	\$5.66	727	\$9.54	1,686	\$7.45
<b>Sherwood, North Dakota</b>	-	-	318	\$4.95	447	\$7.00	764	\$6.15
<b>Waddington, New York</b>	23	\$5.03	9	\$5.26	35	\$7.03	67	\$6.12
<b>TOTAL</b>	<b>2,613</b>	<b>\$6.16</b>	<b>3,802</b>	<b>\$19.05</b>	<b>4,068</b>	<b>\$15.57</b>	<b>10,483</b>	<b>\$14.49</b>

Notes

- Very small volumes shown as zero due to rounding

Natural Gas Pipeline Imports by Point of Entry and Type of Authorization 4th Quarter 2022								
Short-Term Natural Gas Imports								
Point of Entry	October		November		December		Quarter Total	
	Volume (MMcf)	Avg. Price (\$/MMBtu)	Volume (MMcf)	Avg. Price (\$/MMBtu)	Volume (MMcf)	Avg. Price (\$/MMBtu)	Volume (MMcf)	Avg. Price (\$/MMBtu)
Alcan, Alaska	7	\$7.74	-	-	-	-	7	\$7.74
Babb, Montana	2,425	\$2.55	2,345	\$4.66	3,374	\$4.61	8,143	\$4.01
Blaine, Washington	12	\$9.53	6	\$10.00	2	\$10.39	20	\$9.77
Calais, Maine	126	\$4.53	429	\$5.98	1,351	\$11.93	1,907	\$10.10
Champlain, New York	177	\$5.35	308	\$7.07	563	\$8.23	1,048	\$7.40
Detroit, Michigan	1,714	\$5.09	1,669	\$5.09	1,765	\$5.37	5,148	\$5.19
Eastport, Idaho	72,169	\$4.04	80,167	\$5.39	81,305	\$11.61	233,641	\$7.14
Galvan Ranch, Texas	24	\$4.59	22	\$3.61	23	\$5.26	69	\$4.50
Grand Island, New York	1,674	\$5.42	585	\$5.42	2,014	\$5.75	4,273	\$5.58
Highgate Springs, Vermont	876	\$6.25	1,182	\$5.84	1,609	\$6.71	3,667	\$6.32
Houlton, Maine	36	\$6.10	29	\$7.00	31	\$23.30	96	\$11.90
Jackman, Maine	-	\$11.23	-	\$7.17	-	\$9.80	-	\$8.96
Massena, New York	159	\$6.75	302	\$7.02	467	\$8.38	928	\$7.66
Niagara Falls, New York	11	\$4.72	-	-	1,493	\$6.24	1,504	\$6.23
North Troy, Vermont	6	\$9.76	-	-	-	-	6	\$9.76
Noyes, Minnesota	43,171	\$5.04	35,195	\$5.13	40,762	\$5.57	119,128	\$5.25
Otay Mesa, California	-	\$7.45	-	\$8.09	123	\$27.10	123	\$27.08
Pittsburg, New Hampshire	7,123	\$5.12	7,517	\$6.27	10,126	\$11.87	24,767	\$8.23
Port of Morgan, Montana	18,296	\$3.97	14,685	\$5.08	26,365	\$5.61	59,346	\$4.97
Portal, North Dakota	1	\$4.33	2	\$4.23	3	\$4.21	5	\$4.23
Sherwood, North Dakota	49,311	\$4.49	50,322	\$4.29	51,967	\$5.78	151,600	\$4.86
St. Clair, Michigan	9,108	\$5.55	5,620	\$4.98	6,853	\$5.76	21,581	\$5.47
Sumas, Washington	33,525	\$5.07	36,767	\$7.19	40,104	\$15.63	110,396	\$9.61
Waddington, New York	7,010	\$5.16	14,439	\$6.28	23,426	\$8.25	44,875	\$7.13
Warroad, Minnesota	198	\$7.53	384	\$6.70	531	\$7.01	1,113	\$7.00
Whitlash, Montana	190	\$2.47	171	\$4.60	171	\$4.56	531	\$3.83
<b>TOTAL</b>	<b>247,348</b>	<b>\$4.57</b>	<b>252,145</b>	<b>\$5.45</b>	<b>294,428</b>	<b>\$9.13</b>	<b>793,922</b>	<b>\$6.54</b>

## Notes

• Very small volumes shown as zero due to rounding

Table 3b

Natural Gas Imports by U.S. Market Area 4th Quarter 2022								
	October		November		December		Quarter Total	
	Volume (Bcf)	Avg. Price (\$/MMBtu)	Volume (Bcf)	Avg. Price (\$/MMBtu)	Volume (Bcf)	Avg. Price (\$/MMBtu)	Volume (Bcf)	Avg. Price (\$/MMBtu)
<b>Midwest</b>	125.2	\$4.60	109.3	\$4.70	125.3	\$5.87	359.9	\$5.10
<b>Northeast</b>	21.7	\$5.30	30.4	\$7.70	48.6	\$10.86	100.7	\$8.70
<b>South</b>	-	-	0.0	\$0.00	0.0	\$0.00	0.0	\$0.00
<b>West</b>	101	\$4.41	115	\$5.98	126	\$12.54	342	\$7.93
<b>Total CONUS*</b>								
<b>Imports</b>	247.9	\$4.58	254.7	\$5.64	299.5	\$9.47	802.2	\$6.76
<b>Puerto Rico</b>	4.0	\$10.57	4.2	\$9.38	2.9	\$12.81	11.1	\$10.71

Notes

- Continental United States (i.e., the lower 48 states)
- Table includes all types of natural gas and all modes of transportation

Table 3c

<b>Natural Gas Pipeline Exports</b>								
<b>by Point of Exit and Type of Authorization</b>								
<b>4th Quarter 2022</b>								
<b>Long-Term Natural Gas Exports</b>								
<b>Point of Exit</b>	<b>October</b>		<b>November</b>		<b>December</b>		<b>Quarter Total</b>	
	<b>Volume (MMcf)</b>	<b>Avg. Price (\$/MMBtu)</b>	<b>Volume (MMcf)</b>	<b>Avg. Price (\$/MMBtu)</b>	<b>Volume (MMcf)</b>	<b>Avg. Price (\$/MMBtu)</b>	<b>Volume (MMcf)</b>	<b>Avg. Price (\$/MMBtu)</b>
<b>Calais, Maine</b>	836	\$7.08	875	\$6.60	880	\$12.54	2,591	\$8.77
<b>Niagara Falls, New York</b>	2,409	\$5.08	-	-	-	-	2,409	\$5.08
<b>Rio Grande City, Texas</b>	2,763	\$5.27	499	\$4.79	-	-	3,262	\$5.20
<b>Roma, Texas</b>	1,215	\$5.27	1,171	\$4.47	1,211	\$6.05	3,597	\$5.27
<b>TOTAL</b>	<b>7,224</b>	<b>\$5.42</b>	<b>2,545</b>	<b>\$5.26</b>	<b>2,091</b>	<b>\$8.78</b>	<b>11,860</b>	<b>\$5.98</b>

Natural Gas Pipeline Exports by Point of Exit and Type of Authorization 4th Quarter 2022								
Short-Term Natural Gas Exports								
Point of Exit	October		November		December		Quarter Total	
	Volume (MMcf)	Avg. Price (\$/MMBtu)	Volume (MMcf)	Avg. Price (\$/MMBtu)	Volume (MMcf)	Avg. Price (\$/MMBtu)	Volume (MMcf)	Avg. Price (\$/MMBtu)
Alamo, Texas	1,131	\$5.33	888	\$4.60	994	\$5.62	3,014	\$5.21
Brownsville, Texas	29,604	\$5.29	26,280	\$4.60	21,409	\$5.10	77,293	\$5.00
Calais, Maine	7,141	\$4.89	6,824	\$5.99	7,302	\$11.34	21,267	\$7.46
Calexico, California	1,978	\$4.08	1,985	\$5.74	1,708	\$11.43	5,670	\$6.87
Clint, Texas	1,887	\$3.63	1,901	\$4.17	1,783	\$3.67	5,571	\$3.83
Del Rio, Texas	42	\$6.55	44	\$5.73	35	\$7.35	120	\$6.48
Detroit, Michigan	1,714	\$5.09	2,477	\$5.11	2,246	\$5.41	6,437	\$5.21
Douglas, Arizona	4,186	\$4.21	3,701	\$4.63	2,737	\$5.13	10,625	\$4.59
Eagle Pass, Texas	1,017	\$6.42	983	\$5.59	968	\$7.25	2,968	\$6.41
El Paso, Texas	8,015	\$3.80	6,887	\$4.59	7,477	\$4.42	22,379	\$4.25
Grand Island, New York	6,193	\$5.58	5,961	\$4.59	4,539	\$5.80	16,692	\$5.29
Hidalgo, Texas	4,999	\$5.33	5,546	\$4.53	5,416	\$6.18	15,961	\$5.34
Laredo, Texas	6,782	\$5.24	7,494	\$4.65	9,474	\$5.29	23,751	\$5.08
Marysville, Michigan	-	-	338	\$6.11	532	\$5.41	869	\$5.68
McAllen, Texas	3300	\$5.60	2,617	\$4.85	2,244	\$6.40	8,161	\$5.58
Niagara Falls, New York	13275	\$4.99	15,219	\$4.73	15,850	\$5.44	44,343	\$5.06
Nogales, Arizona	47	\$4.19	59	\$3.77	57	\$5.19	164	\$4.39
Noyes, Minnesota	181	\$4.68	308	\$4.66	319	\$5.44	809	\$4.97
Ogilby, California	10725	\$6.44	9,110	\$7.66	9,193	\$21.28	29,028	\$11.52
Pittsburg, New Hampshire	0	-	10	\$3.52	-	-	10	\$3.52
Portal, North Dakota	57	\$2.29	54	\$4.21	49	\$4.23	160	\$3.53
Presidio, Texas	18685	\$3.29	16,926	\$3.66	17,030	\$3.49	52,641	\$3.47
Rio Bravo, Texas	6612	\$5.23	6,595	\$4.69	5,387	\$5.20	18,593	\$5.03
Rio Grande City, Texas	45812	\$5.13	48,256	\$4.65	47,346	\$5.41	141,415	\$5.06
Roma, Texas	10945	\$5.39	9,150	\$4.72	9,495	\$5.79	29,590	\$5.31
San Elizario, Texas	11802	\$3.43	10,627	\$3.93	14,313	\$3.89	36,742	\$3.75
Sasabe, Arizona	221	\$3.99	267	\$3.67	359	\$3.99	847	\$3.89
Sault Ste. Marie, Michigan	1215	\$5.29	1,439	\$5.43	1,598	\$5.63	4,252	\$5.47
St. Clair, Michigan	38,791	\$5.48	53,440	\$5.34	60,730	\$5.91	152,961	\$5.60
Sumas, Washington	488	\$4.52	1,598	\$9.42	1,980	\$21.61	4,066	\$14.77
Waddington, New York	438	\$4.91	1,636	\$5.77	2,694	\$6.60	4,769	\$6.16
<b>TOTAL</b>	<b>237,281</b>	<b>\$4.98</b>	<b>248,620</b>	<b>\$4.90</b>	<b>255,265</b>	<b>\$6.21</b>	<b>741,166</b>	<b>\$5.38</b>

## Notes

- Very small volumes shown as zero due to rounding.

## Long-Term Imports Jan 2022 - Dec 2022

Long-Term Importer (Supplier) FE Docket No. Volume (MMcf) and Point of Entry	Jan	Feb	Mar	Apr	May	Jun	Jul	Aug	Sep	Oct	Nov	Dec	Total Q4
Irving Oil Commercial GP & Irving Oil Terminals (Irving Oil Commercial GP) 15-165-NG Volume (in MMcf) (Pittsburg, New Hampshire)		1,648	1,492	1,660	212	236	151	604	540	220	389	359	484
REPSOL ENERGY NORTH AMERICA CORPORATION (Repsol Energy Canada Ltd.) 08-26-NG Volume (in MMcf) (Calais, Maine)		6,362	980	297	225	249	97	110	89	37	120	319	901
REPSOL ENERGY NORTH AMERICA CORPORATION (Repsol Energy Canada Ltd.) 08-26-NG Volume (in MMcf) (Eastport, Idaho)		122	111	121	115	103	114	101	107	114	108	116	120
REPSOL ENERGY NORTH AMERICA CORPORATION (Repsol Energy Canada Ltd.) 08-26-NG Volume (in MMcf) (Noyes, Minnesota)					234	226	279	284	254	216			
REPSOL ENERGY NORTH AMERICA CORPORATION (Repsol Energy Canada Ltd.) 08-26-NG Volume (in MMcf) Total Price (Pittsburg, New Hampshire)												211 5.71	243 \$13.96
REPSOL ENERGY NORTH AMERICA CORPORATION (Repsol Energy Canada Ltd.) 08-26-NG Volume (in MMcf) (Sherwood, North Dakota)												318	447
REPSOL ENERGY NORTH AMERICA CORPORATION (Repsol Energy Canada Ltd.) 08-26-NG Volume (in MMcf) (Waddington, New York)					342	344	68	474	129	5	23	9	35
<b>Q4 Total Volume</b>													<b>4,203</b>

## Notes

• Very small volumes shown as zero due to rounding.

• The Office of Management and Budget approved an Information Collection Extension for Form FE-746R, which enables the Office of Fossil Energy (FE) to publish a monthly volume-weighted average price for each point of import or export, instead of publishing a price for each transaction. This change became effective for July 2019 monthly data. The summarized prices by point of entry and exit are referenced by the appearance of this footnote.

All transactions with a hyphen (-) will no longer display a transaction level price.

For additional information, please see the Federal Register Notice concerning this Information Collection Extension at <https://www.federalregister.gov/documents/2018/08/30/2018-18829/information-collection-extension>.

**Long-Term Exports**  
**January 2021 - December 2021**

Long-Term Exporter (Supplier) FE Docket No. Volume (MMcf) and Point of Exit	Jan	Feb	Mar	Apr	May	Jun	Jul	Aug	Sep	Oct	Nov	Dec	Total Q4
<b>Cameron LNG, LLC</b> (Mitsui & Co. Energy Marketing) 15-67-LNG Volume (in MMcf) (Cameron, Louisiana)	-	-	-	-	-	-	-	-	-	-	-	14,696	14,696
<b>Cheniere Marketing, LLC and Corpus Christi Liquefaction, LLC</b> (Corpus Christi Liquefaction, LLC) 19-124-LNG Volume (in MMcf) (Corpus Christi, Texas)	10,301	-	17,083	-	-	-	-	-	-	-	-	-	-
<b>Eagle LNG Partners Jacksonville II LLC</b> (Eagle LNG) 17-79-LNG Volume (in MMcf) (Miami, Florida)	1	1	1	1	1	-	-	-	-	-	-	-	-
<b>Sabine Pass Liquefaction, LLC</b> (Freeport LNG Expansion, L.P. and FLNG Liquefaction, LLC) 10-161-LNG Volume (in MMcf) (Freeport, Texas)	57,029	39,077	59,522	35,364	56,239	10,542	-	-	-	-	-	-	-
<b>Carib Energy (USA) LLC</b> (JAX LNG) 16-98-LNG Volume (in MMcf) (Ft. Lauderdale, Florida)	1	-	-	-	-	-	-	-	-	-	-	-	-
<b>MKVH Advisors, Inc.</b> (MKVH Advisors, Inc.) 22-69-LNG Volume (in MMcf) (Newark, NJ)	-	-	-	-	-	-	-	-	-	-	1	-	1
<b>Sabine Pass Liquefaction, LLC</b> (Sabine Pass Liquefaction, LLC) 14-92-LNG Volume (in MMcf) (Sabine Pass, Louisiana)	-	-	-	-	-	-	-	-	-	-	3,444	17,263	20,707
<b>Sabine Pass Liquefaction, LLC</b> (Sabine Pass Liquefaction, LLC) 15-63-LNG Volume (in MMcf) (Sabine Pass, Louisiana)	-	-	-	-	-	-	-	-	-	-	34,014	121,903	155,917

**Long-Term Exports**  
**January 2021 - December 2021**

Long-Term Exporter (Supplier) FE Docket No. Volume (MMcf) and Point of Exit	Jan	Feb	Mar	Apr	May	Jun	Jul	Aug	Sep	Oct	Nov	Dec	Total Q4
<b>Sabine Pass Liquefaction, LLC</b> (Sabine Pass Liquefaction, LLC) 19-125-LNG Volume (in MMcf) (Sabine Pass, Louisiana)	-	-	42,864	-	-	-	-	-	-	-	-	-	-
<b>Eagle LNG Partners Jacksonville II LLC</b> (Tiger Paw Marketing LLC) 17-79-LNG Volume (in MMcf) (Ft. Lauderdale, Florida)	2	-	2	3	2	3	2	2	3	2	2	1	4
<b>Eagle LNG Partners Jacksonville II LLC</b> (Tiger Paw Marketing LLC) 17-79-LNG Volume (in MMcf) (Jacksonville, Florida)	-	-	-	-	-	-	-	-	-	-	1	-	1
<b>Eagle LNG Partners Jacksonville II LLC</b> (Tiger Paw Marketing LLC) 17-79-LNG Volume (in MMcf) (Miami, Florida)	1	2	7	5	4	6	4	2	5	3	-	3	5
<b>Venture Global Calcasieu Pass, LLC</b> (Venture Global Calcasieu Pass, LLC) 13-69-LNG Volume (in MMcf) (Cameron, Louisiana)	-	-	-	759	-	912	6,923	3,415	-	13,675	-	-	13,675
<b>Venture Global Calcasieu Pass, LLC</b> (Venture Global Calcasieu Pass, LLC) 15-25-LNG Volume (in MMcf) (Cameron, Louisiana)	-	-	18,193	16,979	25,223	31,206	26,217	30,355	38,474	31,633	36,129	37,750	105,513
<b>American LNG Marketing, LLC</b> (Peninsula Energy Services Co (Peninsula Energy Services Co)) 14-209-LNG Volume (in MMcf) (Ft. Lauderdale, Florida)	165	187	171	174	191	102	170	172	157	181	171	196	549
<b>Cameron LNG, LLC</b> (Mitsui & Co. Energy Marketing) 11-145-LNG Volume (in MMcf) (Cameron, Louisiana)	3,356	3,486	-	-	3,577	3,620	6,915	3,698	2,794	3,324	747	-	4,072



**Long-Term Exports**  
**January 2021 - December 2021**

Long-Term Exporter (Supplier) FE Docket No. Volume (MMcf) and Point of Exit	Jan	Feb	Mar	Apr	May	Jun	Jul	Aug	Sep	Oct	Nov	Dec	Total Q4
<b>Cameron LNG, LLC</b> (Mitsui & Co. Energy Marketing) 11-162-LNG Volume (in MMcf) (Cameron, Louisiana)	14,435	18,240	17,965	18,311	10,158	13,890	7,427	14,147	16,583	15,936	20,574	7,108	43,618
<b>Cameron LNG, LLC</b> (Mitsui & Co. Energy Marketing) 14-204-LNG Volume (in MMcf) (Cameron, Louisiana)	-	-	-	-	-	-	-	-	-	-	-	539	539
<b>Cameron LNG, LLC</b> (Various Suppliers) 11-145-LNG Volume (in MMcf) (Cameron, Louisiana)	-	-	3,319	3,823	-	-	6,627	7,061	-	3,679	6,947	3,695	14,321
<b>Cameron LNG, LLC</b> (Various) 11-162-LNG Volume (in MMcf) (Cameron, Louisiana)	43,375	32,629	39,090	35,523	26,810	33,681	31,131	28,550	33,252	36,610	29,716	8,032	74,358
<b>Cameron LNG, LLC</b> (Various) 15-67-LNG Volume (in MMcf) (Cameron, Louisiana)	-	-	-	-	-	-	-	-	-	-	-	25,319	25,319
<b>Cheniere Marketing, LLC and Corp. Christi Liq. LLC</b> (CMI) 12-97-LNG Volume (in MMcf) (Corpus Christi, Texas)	56,453	65,108	36,639	58,269	52,607	53,578	49,272	63,408	53,250	66,786	57,028	53,484	177,298
<b>Cheniere Marketing, LLC and Corp. Christi Liq. LLC</b> (CMI) 12-99-LNG Volume (in MMcf) (Corpus Christi, Texas)	-	3,069	6,425	-	9,375	10,143	13,810	-	6,561	-	-	10,635	10,635
<b>Cheniere Marketing, LLC and Corp. Christi Liq. LLC</b> (Corpus Christi Liquefaction, LLC) 12-97-LNG Volume (in MMcf) (Corpus Christi, Texas)	56,453	65,108	36,639	58,269	52,607	53,578	49,272	63,408	53,250	66,786	57,028	53,484	177,298





Table 3e

**Long-Term Exports  
January 2021 - December 2021**

Long-Term Exporter (Supplier) FE Docket No. Volume (MMcf) and Point of Exit	Jan	Feb	Mar	Apr	May	Jun	Jul	Aug	Sep	Oct	Nov	Dec	Total Q4
Volume (in MMcf) (Roma, Texas)	908	820	909	1,151	607	2,348	1,216	1,214	1,174	1,215	1,171	1,211	3,597
<b>Q4 Total Volume</b>													<b>1,150,257</b>

(1) XPress Natural Gas LLC (XNG) exports Compressed Natural Gas (CNG) by Truck to Canada from XNG's Compressor Station in Baileyville, Maine.

Short-Term Importers Q4 2021 - Q4 2022					
Importer	Volume (MMcf)				
	Q4 2021	Q1 2022	Q2 2022	Q3 2022	Q4 2022
ABAG Publicly Owned Energy Resources	63	68	71	76	70
Alliance Pipeline L.P.	-	-	1,204	549	546
Arc Resources U.S. Corp.	61,930	61,422	61,994	63,031	53,485
Atlantic Power Energy Services (US) LLC	1,282	381	303	994	-
Aux Sable Canada LP	-	-	112	1,003	1,005
Avista Corporation	19,187	20,587	18,320	16,909	18,817
BP Canada Energy Marketing Corp.	49,600	51,514	53,297	61,949	53,415
Boise White Paper L.L.C.	749	909	686	455	696
CIMA ENERGY, LP	476	450	436	440	435
Cannat Energy Inc.	6,077	6,260	5,952	5,992	12,294
CarbonBetter, LLC	-	-	-	-	169
Cascade Natural Gas Company	1,094	1,153	621	487	1,185
Castleton Commodities Merchant Trading L.P.	19,643	25,340	20,763	23,285	23,921
Cenovus Energy Marketing Services Ltd.	4,123	4,245	3,954	4,092	4,207
Centra Gas Manitoba Inc.	1,388	-	4,285	4,282	1,507
Certarus Ltd.	-	-	1	-	-
Citadel Energy Marketing LLC	19,275	31,380	19,095	15,516	23,524
City of Portal, Incorporated	4	7	2	-	5
Concord Energy LLC	1,338	1,163	2,912	4,803	3,648
Connecticut Natural Gas Corporation	1,351	5,118	104	2	-
ConocoPhillips Company	9,089	11,403	4,558	10,378	10,061
Constellation Energy Generation, LLC	2,417	2,301	2,187	2,853	2,072
Cryopeak LNG Solutions Corporation	39	14	37	4	7
DTE Electric Company	259	1,716	5,878	8,932	5,813
DTE Energy Trading, Inc.	4,158	5,833	3,131	3,054	1,751
Direct Energy Business Marketing, LLC	-	-	-	-	2,083
Direct Energy Marketing, Inc.	4,861	4,874	3,359	3,711	2,491
EDF Trading North America, LLC.	19,657	18,152	23,648	22,608	22,357
Emera Energy Services, Inc.	14,761	15,293	14,207	18,698	13,403
Enhanced Energy Services of America, LLC	233	305	112	-	-
Excelerate Energy Gas Marketing, Limited Partnership	-	2,840	-	-	-
Ferus Natural Gas Fuels Inc.	4	-	-	1	-
FortisBC Energy Inc.	334	433	-	-	321
Freeport Commodities LLC	2,852	9,006	628	2,790	4,916
Gaz Métro GNL, S.E.C.	-	-	-	-	2
Gazprom Marketing & Trading USA, Inc.	87	85	-	-	-
Gunvor USA LLC	45	-	-	-	-
Hartree Partners, LP	-	-	-	-	489
Husky Marketing and Supply Company	14,355	11,308	9,299	9,261	6,464
IGI Resources, Inc.	28,838	31,616	27,262	23,389	30,190

Short-Term Importers Q4 2021 - Q4 2022					
Importer	Volume (MMcf)				
	Q4 2021	Q1 2022	Q2 2022	Q3 2022	Q4 2022
Idaho Power Company, Inc.	1,364	1,923	1,114	3,282	1,591
Irving Oil Terminals Inc.	66	107	93	80	96
J. Aron & Company LLC	8,357	7,950	8,133	8,171	8,729
Kiwetinochk Marketing US Corp.	10,274	11,011	11,077	11,173	11,103
Koch Energy Services, LLC	10,752	10,778	21,753	20,238	23,987
Liberty Utilities (St. Lawrence Gas) Corp.	830	1,610	288	4	820
Lovat Gas Solutions Ltd	-	-	-	1	-
MPower Energy LLC	6	12	-	-	6
Macquarie Energy LLC	13,468	18,369	12,111	12,024	20,206
Marathon Power LLC	101	155	-	-	77
Maritimes & Northeast Pipeline, L.L.C.	1,507	8,002	609	349	1,673
Mercuria Commodities Canada Corporation	24,794	24,005	23,321	21,244	25,714
Mieco Inc.	4,104	3,816	7,697	2,123	-
Mieco LLC	-	-	-	4,306	5,686
Minnesota Energy Resources Corporation	389	626	207	86	417
Montana-Dakota Utilities Co.	286	-	-	-	-
Morgan Stanley Capital Group Inc.	444	884	694	1,441	2,942
NJR Energy Services Company	-	5	-	-	-
NS Power Energy Marketing Incorporated	11	14	-	-	-
New England NG Supply Limited	1,501	1,444	1,365	1,454	1,457
Northwest Natural Gas Company	5,962	8,354	1,651	1,054	7,441
Ovintiv Marketing Inc	13,852	16,251	16,060	16,206	26,569
Oxy Energy Canada, Inc.	30	-	-	-	53
Pacific Gas and Electric Company	25,887	26,418	25,278	25,207	26,239
Pembina Midstream (U.S.A.) Inc.	2,506	2,424	2,478	2,533	2,504
Pemex Transformacion Industrial	75	70	71	67	69
PetroChina International (Canada) Trading Ltd.	7,626	8,094	6,269	6,822	11,124
Phillips 66 Company	876	1,019	943	808	611
Portland General Electric Company	15,363	12,985	14,860	16,228	16,604
Powerex Corp.	6,380	6,184	7,785	7,329	7,851
Puget Sound Energy, Inc.	34,068	35,936	28,811	28,179	38,233
Sacramento Municipal Utility District	2,072	2,027	2,050	2,072	2,072
Sapphire Gas Solutions	-	-	11	29	27
Saranac Power Partners L.P.	35	509	19	60	357
Sempra Gas & Power Marketing, LLC	2	141	-	437	123
Sequent Energy Management, L.P.	4,945	4,013	8,719	6,877	8,469
Shell Energy North America (US), L.P.	28,993	32,882	26,689	29,376	31,083
Sierra Pacific Power Company	9,904	11,242	7,741	7,014	10,006
Southern California Gas Company	4,307	4,723	4,328	4,238	4,370
Spotlight Energy, LLC	98	113	66	294	1,275

<b>Short-Term Importers Q4 2021 - Q4 2022</b>					
<b>Importer</b>	<b>Volume (MMcf)</b>				
	<b>Q4 2021</b>	<b>Q1 2022</b>	<b>Q2 2022</b>	<b>Q3 2022</b>	<b>Q4 2022</b>
Sprague Operating Resources LLC	1,177	1,155	1,046	1,036	1,236
Sumas Dry Kilns Inc	22	43	22	17	4
Suncor Energy Marketing Inc.	-	1	-	-	-
TM Energy Atlantica Inc.	163	211	2	56	234
Tenaska Marketing Ventures	85,644	92,317	96,242	90,566	95,103
The Berkshire Gas Company	133	285	-	-	-
The Southern Connecticut Gas Company	2,119	5,021	342	796	84
Tidal Energy Marketing (U.S.) L.L.C.	53,286	55,171	41,464	42,434	29,247
Tidal Energy Marketing Inc.	2,383	2,289	3,065	2,945	2,167
Tourmaline Oil Marketing Corp.	34,580	37,147	32,859	32,066	36,786
Twin Eagle Resource Management, LLC	5,192	5,694	5,208	5,685	4,835
Uniper Trading Canada Ltd.	214	326	325	334	877
United Energy Trading, LLC	11,637	13,094	7,689	7,565	9,533
Vermont Gas Systems, Inc.	3,802	5,530	2,448	1,918	3,666
Vista Energy Marketing, L.P.	451	465	430	424	418
Vitol Inc.	2,736	5,332	2,181	3,087	3,172
World Fuel Services, Inc.	4,016	4,880	3,831	4,782	5,627
<b>Totals</b>	<b>738,364</b>	<b>818,234</b>	<b>727,865</b>	<b>744,066</b>	<b>793,922</b>

<b>Short-Term Imports Q4 2022</b>					
<b>Short-Term Importer (Supplier) Point of Entry</b>	<b>Volume (MMcf) and Average Price (\$/MMBtu)</b>				
	<b>October</b>	<b>November</b>	<b>December</b>	<b>Total Volume</b>	<b>Wtd. Avg. Price</b>
ABAG Publicly Owned Energy Resources Macquarie Energy Canada Ltd Eastport, Idaho		23	23	46	\$4.45
ABAG Publicly Owned Energy Resources Shell Energy North America (Canada) Inc. Eastport, Idaho	24			24	\$3.61
Alliance Pipeline L.P. Alliance Pipeline L.P. Sherwood, North Dakota	526		20	546	\$2.43
Arc Resources U.S. Corp. ARC Resources Ltd. Eastport, Idaho	4,815	5,087	5,257	15,159	\$11.95
Arc Resources U.S. Corp. ARC Resources Ltd. Sherwood, North Dakota	16,108	10,919	11,299	38,325	\$5.29
Aux Sable Canada LP Aux Sable Canada LP Sherwood, North Dakota			297	297	\$6.15
Aux Sable Canada LP EOG Resources Canada Inc. Sherwood, North Dakota	248	460		708	\$4.95
Avista Corporation Avista Corporation Sumas, Washington	18	37	206	260	\$24.17
Avista Corporation Citadel Energy Marketing LLC Sumas, Washington		1		1	\$14.00
Avista Corporation ConocoPhillips Canada Resources Corp. Eastport, Idaho		1,316	1,348	2,664	\$4.49
Avista Corporation FortisBC Energy Inc. Eastport, Idaho	59	120	146	325	\$9.04
Avista Corporation FortisBC Energy Inc. Sumas, Washington			26	27	\$16.46



<b>Short-Term Imports Q4 2022</b>					
<b>Short-Term Importer (Supplier) Point of Entry</b>	<b>Volume (MMcf) and Average Price (\$/MMBtu)</b>				
	<b>October</b>	<b>November</b>	<b>December</b>	<b>Total Volume</b>	<b>Wtd. Avg. Price</b>
Avista Corporation ICE NGX Canada Inc. Eastport, Idaho	4,680	2,836	2,918	10,434	\$3.95
Avista Corporation ICE NGX Canada Inc. Sumas, Washington	272	38	229	538	\$11.02
Avista Corporation J. Aron & Company LLC Eastport, Idaho	861	1754	1,798	4,413	\$4.28
Avista Corporation Macquarie Energy Canada Ltd Sumas, Washington	7			7	\$4.90
Avista Corporation National Bank of Canada Eastport, Idaho		73	75	148	\$2.89
BP Canada Energy Marketing Corp. BP Canada Energy Group ULC Babb, Montana	1,283	722	1,048	3,053	\$3.96
BP Canada Energy Marketing Corp. BP Canada Energy Group ULC Eastport, Idaho	1,578	1,742	1,788	5,109	\$8.83
BP Canada Energy Marketing Corp. BP Canada Energy Group ULC Grand Island, New York	1	4	7	12	\$5.46
BP Canada Energy Marketing Corp. BP Canada Energy Group ULC Noyes, Minnesota	4,711	2,677	3,043	10,430	\$4.96
BP Canada Energy Marketing Corp. BP Canada Energy Group ULC Pittsburg, New Hampshire	156	300	387	844	\$6.19
BP Canada Energy Marketing Corp. BP Canada Energy Group ULC Port of Morgan, Montana	1,636	806	1,432	3,874	\$3.68
BP Canada Energy Marketing Corp. BP Canada Energy Group ULC Sherwood, North Dakota	5,914	8,598	8,883	23,395	\$3.95

<b>Short-Term Imports Q4 2022</b>					
<b>Short-Term Importer (Supplier) Point of Entry</b>	<b>Volume (MMcf) and Average Price (\$/MMBtu)</b>				
	<b>October</b>	<b>November</b>	<b>December</b>	<b>Total Volume</b>	<b>Wtd. Avg. Price</b>
BP Canada Energy Marketing Corp. BP Canada Energy Group ULC St. Clair, Michigan	1,727	816	600	3,142	\$5.12
BP Canada Energy Marketing Corp. BP Canada Energy Group ULC Waddington, New York	279	1,239	2,038	3,556	\$6.70
Boise White Paper L.L.C. ConocoPhillips Marketing & Trading ULC Warroad, Minnesota	104			104	\$8.34
Boise White Paper L.L.C. ConocoPhillips Warroad, Minnesota		190	226	417	\$7.57
Boise White Paper L.L.C. Tenaska Marketing Canada Warroad, Minnesota	16	59	100	175	\$6.98
CIMA ENERGY, LP Various Eastport, Idaho	135	146	155	435	\$5.40
Cannat Energy Inc. Canadian Natural Resources Limited Eastport, Idaho	1,927	2,094	2,143	6,163	\$11.89
Cannat Energy Inc. Canadian Natural Resources Limited Sherwood, North Dakota		3,015	3,116	6,131	\$5.57
CarbonBetter, LLC Various St. Clair, Michigan	168		2	169	\$6.98
Cascade Natural Gas Company Citadel Energy Marketing LLC Sumas, Washington			23	23	\$15.12
Cascade Natural Gas Company Citadel Energy Marketing LLC Sumas, Washington	30			30	\$2.89
Cascade Natural Gas Company Macquarie Energy Canada Ltd Sumas, Washington			120	120	\$15.02

<b>Short-Term Imports Q4 2022</b>					
<b>Short-Term Importer (Supplier) Point of Entry</b>	<b>Volume (MMcf) and Average Price (\$/MMBtu)</b>				
	<b>October</b>	<b>November</b>	<b>December</b>	<b>Total Volume</b>	<b>Wtd. Avg. Price</b>
Cascade Natural Gas Company Powerex Corp. Sumas, Washington	117	398	113	628	\$7.46
Cascade Natural Gas Company Shell Energy North America (Canada) Inc. Sumas, Washington			227	227	\$5.28
Cascade Natural Gas Company TD Energy Trading Inc. Sumas, Washington	99	28	29	156	\$4.33
Castleton Commodities Merchant Trading L.P. Castleton Commodities Merchant Trading L.P. Eastport, Idaho	2,755	3,252	2,937	8,944	\$7.87
Castleton Commodities Merchant Trading L.P. Castleton Commodities Merchant Trading L.P. Grand Island, New York			371	371	\$5.73
Castleton Commodities Merchant Trading L.P. Castleton Commodities Merchant Trading L.P. Niagara Falls, New York	11		215	225	\$6.07
Castleton Commodities Merchant Trading L.P. Castleton Commodities Merchant Trading L.P. Noyes, Minnesota	1,565	341	362	2,268	\$4.90
Castleton Commodities Merchant Trading L.P. Castleton Commodities Merchant Trading L.P. Pittsburg, New Hampshire	803	1,146	2,172	4,121	\$11.48
Castleton Commodities Merchant Trading L.P. Castleton Commodities Merchant Trading L.P. Port of Morgan, Montana	29	13	453	496	\$5.00
Castleton Commodities Merchant Trading L.P. Castleton Commodities Merchant Trading L.P. St. Clair, Michigan	150	123	52	325	\$4.98
Castleton Commodities Merchant Trading L.P. Castleton Commodities Merchant Trading L.P. Sumas, Washington	899	959	812	2,670	\$14.30
Castleton Commodities Merchant Trading L.P. Castleton Commodities Merchant Trading L.P. Waddington, New York	627	1,320	2,554	4,501	\$6.88

<b>Short-Term Imports Q4 2022</b>					
<b>Short-Term Importer (Supplier) Point of Entry</b>	<b>Volume (MMcf) and Average Price (\$/MMBtu)</b>				
	<b>October</b>	<b>November</b>	<b>December</b>	<b>Total Volume</b>	<b>Wtd. Avg. Price</b>
Cenovus Energy Marketing Services Ltd. Cenovus Energy Inc. Eastport, Idaho	1,288	1,417	1,502	4,207	\$8.42
Centra Gas Manitoba Inc. ConocoPhillips Marketing & Trading ULC Noyes, Minnesota	1,507			1,507	\$3.88
Citadel Energy Marketing LLC Natural Gas Exchange Inc. Detroit, Michigan			48	48	\$5.29
Citadel Energy Marketing LLC Natural Gas Exchange Inc. Eastport, Idaho	598	552	632	1,782	\$6.97
Citadel Energy Marketing LLC Natural Gas Exchange Inc. Grand Island, New York	31			31	\$4.97
Citadel Energy Marketing LLC Natural Gas Exchange Inc. Noyes, Minnesota		3,294	3,094	6,387	\$5.53
Citadel Energy Marketing LLC Natural Gas Exchange Inc. Pittsburg, New Hampshire	1,246	1,779	2,291	5,316	\$9.66
Citadel Energy Marketing LLC Natural Gas Exchange Inc. Port of Morgan, Montana	44	123	935	1,103	\$4.62
Citadel Energy Marketing LLC Natural Gas Exchange Inc. Sherwood, North Dakota	200	91	104	396	\$14.56
Citadel Energy Marketing LLC Natural Gas Exchange Inc. St. Clair, Michigan	86	3	430	518	\$5.27
Citadel Energy Marketing LLC Natural Gas Exchange Inc. Sumas, Washington	819	214	471	1,504	\$14.24
Citadel Energy Marketing LLC Natural Gas Exchange Inc. Waddington, New York	1,164	1,755	3,519	6,438	\$6.76

<b>Short-Term Imports Q4 2022</b>					
<b>Short-Term Importer (Supplier) Point of Entry</b>	<b>Volume (MMcf) and Average Price (\$/MMBtu)</b>				
	<b>October</b>	<b>November</b>	<b>December</b>	<b>Total Volume</b>	<b>Wtd. Avg. Price</b>
City of Portal, Incorporated Saskenergy Incorporated Portal, North Dakota	1	2	3	5	\$4.23
Concord Energy LLC Concord Energy LLC Eastport, Idaho	37	13		51	\$3.21
Concord Energy LLC Concord Energy LLC Noyes, Minnesota	755	105	464	1,324	\$4.98
Concord Energy LLC Concord Energy LLC Port of Morgan, Montana	860	570	843	2,273	\$4.14
ConocoPhillips Company ConocoPhillips Canada Marketing & Trading ULC Noyes, Minnesota	522	601	645	1,768	\$5.65
ConocoPhillips Company ConocoPhillips Canada Marketing & Trading ULC Port of Morgan, Montana	257	203	603	1,063	\$6.20
ConocoPhillips Company ConocoPhillips Canada Marketing & Trading ULC Waddington, New York	32			32	\$7.27
ConocoPhillips Company ConocoPhillips Canada Resources Corp. Sumas, Washington	3,185	2,050	1,956	7,191	\$12.42
ConocoPhillips Company ConocoPhillips Canada Resources Corp. Waddington, New York			7	7	\$5.07
Constellation Energy Generation, LLC ICE NGX Canada Inc. Grand Island, New York			1	2	\$5.61
Constellation Energy Generation, LLC ICE NGX Canada Inc. Noyes, Minnesota	693	644	678	2,015	\$5.75
Constellation Energy Generation, LLC ICE NGX Canada Inc. Pittsburg, New Hampshire		15	29	45	\$6.49

<b>Short-Term Imports Q4 2022</b>					
<b>Short-Term Importer (Supplier) Point of Entry</b>	<b>Volume (MMcf) and Average Price (\$/MMBtu)</b>				
	<b>October</b>	<b>November</b>	<b>December</b>	<b>Total Volume</b>	<b>Wtd. Avg. Price</b>
Constellation Energy Generation, LLC ICE NGX Canada Inc. Waddington, New York		3	8	11	\$6.67
Cryopeak LNG Solutions Corporation Cryopeak LNG Solutions Corporation Alcan, Alaska	7			7	\$7.74
DTE Electric Company Castleton Commodities Merchant Trading L.P. St. Clair, Michigan	722	565	1,016	2,302	\$5.87
DTE Electric Company DTE Energy Trading, Inc. St. Clair, Michigan	289			289	\$5.52
DTE Electric Company Freepoint Commodities LLC St. Clair, Michigan			102	102	\$6.63
DTE Electric Company J. Aron & Company LLC St. Clair, Michigan	578			578	\$5.49
DTE Electric Company Koch Canada Energy Services, LP St. Clair, Michigan		677		677	\$4.97
DTE Electric Company Tenaska Marketing Canada St. Clair, Michigan	815	642	408	1,865	\$5.48
DTE Energy Trading, Inc. Various Champlain, New York	6	17		23	\$5.29
DTE Energy Trading, Inc. Various Grand Island, New York			79	79	\$6.42
DTE Energy Trading, Inc. Various Niagara Falls, New York			22	22	\$6.42
DTE Energy Trading, Inc. Various Noyes, Minnesota	1,057			1,057	\$5.22

<b>Short-Term Imports Q4 2022</b>					
<b>Short-Term Importer (Supplier) Point of Entry</b>	<b>Volume (MMcf) and Average Price (\$/MMBtu)</b>				
	<b>October</b>	<b>November</b>	<b>December</b>	<b>Total Volume</b>	<b>Wtd. Avg. Price</b>
DTE Energy Trading, Inc. Various Pittsburg, New Hampshire		4		4	\$7.41
DTE Energy Trading, Inc. Various St. Clair, Michigan	1			1	\$5.49
DTE Energy Trading, Inc. Various Waddington, New York		66	499	564	\$10.42
Direct Energy Business Marketing, LLC Direct Energy Marketing Limited Eastport, Idaho			256	256	\$16.34
Direct Energy Business Marketing, LLC Direct Energy Marketing Limited Pittsburg, New Hampshire			463	463	\$9.96
Direct Energy Business Marketing, LLC Direct Energy Marketing Limited Sherwood, North Dakota			269	269	\$5.73
Direct Energy Business Marketing, LLC Direct Energy Marketing Limited Sumas, Washington			153	153	\$28.50
Direct Energy Business Marketing, LLC Direct Energy Marketing Limited Waddington, New York			942	942	\$7.45
Direct Energy Marketing, Inc. Direct Energy Marketing Limited Eastport, Idaho	101	248		349	\$5.08
Direct Energy Marketing, Inc. Direct Energy Marketing Limited Pittsburg, New Hampshire	392	354		747	\$7.54
Direct Energy Marketing, Inc. Direct Energy Marketing Limited Sherwood, North Dakota	417	268		685	\$4.65
Direct Energy Marketing, Inc. Direct Energy Marketing Limited Sumas, Washington		148		148	\$9.25

<b>Short-Term Imports Q4 2022</b>					
<b>Short-Term Importer (Supplier) Point of Entry</b>	<b>Volume (MMcf) and Average Price (\$/MMBtu)</b>				
	<b>October</b>	<b>November</b>	<b>December</b>	<b>Total Volume</b>	<b>Wtd. Avg. Price</b>
Direct Energy Marketing, Inc. Direct Energy Marketing Limited Waddington, New York	53	510		563	\$6.03
EDF Trading North America, LLC. ARC Resources Ltd. Eastport, Idaho	180	145	151	475	\$7.52
EDF Trading North America, LLC. ARC Resources Ltd. Port of Morgan, Montana	99	95	394	588	\$6.75
EDF Trading North America, LLC. Active Energy Inc. St. Clair, Michigan		128	140	268	\$5.13
EDF Trading North America, LLC. Aetrio Energy LTD St. Clair, Michigan	15	5	14	35	\$5.78
EDF Trading North America, LLC. Birchcliff Energy LTD Eastport, Idaho					\$15.23
EDF Trading North America, LLC. Birchcliff Energy LTD Noyes, Minnesota	2,064	918	935	3,917	\$4.98
EDF Trading North America, LLC. Birchcliff Energy LTD Port of Morgan, Montana					\$7.40
EDF Trading North America, LLC. Birchcliff Energy LTD St. Clair, Michigan	447		204	651	\$5.27
EDF Trading North America, LLC. Canadian Natural Resources Limited Noyes, Minnesota	1,106	927	801	2,835	\$5.07
EDF Trading North America, LLC. Canadian Natural Resources Limited St. Clair, Michigan	254	98	103	456	\$5.89
EDF Trading North America, LLC. Cenovus Energy Inc. Noyes, Minnesota	360			360	\$4.72



<b>Short-Term Imports Q4 2022</b>					
<b>Short-Term Importer (Supplier) Point of Entry</b>	<b>Volume (MMcf) and Average Price (\$/MMBtu)</b>				
	<b>October</b>	<b>November</b>	<b>December</b>	<b>Total Volume</b>	<b>Wtd. Avg. Price</b>
EDF Trading North America, LLC. Cenovus Energy Inc. St. Clair, Michigan	63			63	\$4.91
EDF Trading North America, LLC. Dynergy Gas Imports, LLC Eastport, Idaho		9		9	\$3.93
EDF Trading North America, LLC. Dynergy Gas Imports, LLC Port of Morgan, Montana		6		6	\$5.87
EDF Trading North America, LLC. ICE NGX Canada Inc. Eastport, Idaho	210	413	425	1,048	\$8.51
EDF Trading North America, LLC. ICE NGX Canada Inc. Noyes, Minnesota	1,914	1,119	1,180	4,213	\$5.04
EDF Trading North America, LLC. ICE NGX Canada Inc. Port of Morgan, Montana	116	270	1,110	1,496	\$6.94
EDF Trading North America, LLC. ICE NGX Canada Inc. St. Clair, Michigan	1,182	95	150	1,426	\$6.24
EDF Trading North America, LLC. IPC Canada LTD Noyes, Minnesota		539	574	1,114	\$5.42
EDF Trading North America, LLC. New England NG Supply Limited Eastport, Idaho		1		1	\$3.93
EDF Trading North America, LLC. New England NG Supply Limited Eastport, Idaho			1	1	\$14.54
EDF Trading North America, LLC. New England NG Supply Limited Port of Morgan, Montana		1	3	3	\$7.04
EDF Trading North America, LLC. Paramount Resources Ltd. Eastport, Idaho	330	70	74	473	\$5.69

<b>Short-Term Imports Q4 2022</b>					
<b>Short-Term Importer (Supplier) Point of Entry</b>	<b>Volume (MMcf) and Average Price (\$/MMBtu)</b>				
	<b>October</b>	<b>November</b>	<b>December</b>	<b>Total Volume</b>	<b>Wtd. Avg. Price</b>
EDF Trading North America, LLC. Paramount Resources Ltd. Port of Morgan, Montana	182	46	192	420	\$6.19
EDF Trading North America, LLC. Petronas Noyes, Minnesota		34		34	\$5.26
EDF Trading North America, LLC. Royal Bank of Canada Eastport, Idaho	217	146	152	515	\$7.26
EDF Trading North America, LLC. Royal Bank of Canada Noyes, Minnesota	264	118	120	502	\$4.98
EDF Trading North America, LLC. Royal Bank of Canada Port of Morgan, Montana	120	95	397	612	\$6.69
EDF Trading North America, LLC. Royal Bank of Canada St. Clair, Michigan	48	1	22	71	\$5.11
EDF Trading North America, LLC. Shell Energy North America (US), L.P. St. Clair, Michigan	4			4	\$6.48
EDF Trading North America, LLC. Suncor Energy Marketing Inc. Noyes, Minnesota			66	66	\$5.27
EDF Trading North America, LLC. Suncor Energy Marketing Inc. St. Clair, Michigan			11	11	\$5.43
EDF Trading North America, LLC. Tourmaline Oil Corp. Eastport, Idaho	22	18	18	58	\$7.52
EDF Trading North America, LLC. Tourmaline Oil Corp. Noyes, Minnesota			245	245	\$5.27
EDF Trading North America, LLC. Tourmaline Oil Corp. Port of Morgan, Montana	12		48	60	\$6.92

<b>Short-Term Imports Q4 2022</b>					
<b>Short-Term Importer (Supplier) Point of Entry</b>	<b>Volume (MMcf) and Average Price (\$/MMBtu)</b>				
	<b>October</b>	<b>November</b>	<b>December</b>	<b>Total Volume</b>	<b>Wtd. Avg. Price</b>
EDF Trading North America, LLC. Tourmaline Oil Marketing Corp. Noyes, Minnesota		282		282	\$5.26
EDF Trading North America, LLC. Tourmaline Oil Marketing Corp. Port of Morgan, Montana		11		11	\$5.87
EDF Trading North America, LLC. Twin Eagle Resource Management Canada, LLC St. Clair, Michigan		1		1	\$4.83
EDF Trading North America, LLC. Twin Eagle Resource Management, LLC Eastport, Idaho	1	1		1	\$3.93
EDF Trading North America, LLC. Twin Eagle Resource Management, LLC Port of Morgan, Montana				1	\$5.42
EDF Trading North America, LLC. Twin Eagle Resource Management, LLC St. Clair, Michigan	19	1	3	23	\$6.27
Emera Energy Services, Inc. Emera Energy LP Champlain, New York	91			91	\$4.99
Emera Energy Services, Inc. Emera Energy LP Grand Island, New York			213	213	\$5.84
Emera Energy Services, Inc. Emera Energy LP Niagara Falls, New York			656	656	\$5.94
Emera Energy Services, Inc. Emera Energy LP Pittsburg, New Hampshire	1,837	1,338	1,827	5,001	\$9.00
Emera Energy Services, Inc. Emera Energy LP Waddington, New York	2,482	2,160	2,800	7,441	\$8.44
FortisBC Energy Inc. FortisBC Energy Inc. Sumas, Washington		220	101	321	\$4.02

<b>Short-Term Imports Q4 2022</b>					
<b>Short-Term Importer (Supplier) Point of Entry</b>	<b>Volume (MMcf) and Average Price (\$/MMBtu)</b>				
	<b>October</b>	<b>November</b>	<b>December</b>	<b>Total Volume</b>	<b>Wtd. Avg. Price</b>
Freepoint Commodities LLC Various Noyes, Minnesota	159	506	386	1,052	\$5.29
Freepoint Commodities LLC Various Pittsburg, New Hampshire			5	5	\$9.47
Freepoint Commodities LLC Various Port of Morgan, Montana		284	264	548	\$7.60
Freepoint Commodities LLC Various St. Clair, Michigan		62	54	116	\$6.02
Freepoint Commodities LLC Various Waddington, New York	424	630	2,141	3,195	\$7.63
Gaz Métro GNL, S.E.C. GM GNL S.E.C Champlain, New York		2		2	\$7.19
Gaz Métro GNL, S.E.C. GM GNL S.E.C Highgate Springs, Vermont					\$8.00
Gaz Métro GNL, S.E.C. GM GNL S.E.C Jackman, Maine					\$8.96
Hartree Partners, LP Natural Gas Exchange Inc. St. Clair, Michigan		489		489	\$5.11
Husky Marketing and Supply Company Various Eastport, Idaho	363	350	360	1,073	\$13.72
Husky Marketing and Supply Company Various Noyes, Minnesota	150	65	64	279	\$4.98
Husky Marketing and Supply Company Various Port of Morgan, Montana	2,671	934	1,507	5,112	\$4.99

<b>Short-Term Imports Q4 2022</b>					
<b>Short-Term Importer (Supplier) Point of Entry</b>	<b>Volume (MMcf) and Average Price (\$/MMBtu)</b>				
	<b>October</b>	<b>November</b>	<b>December</b>	<b>Total Volume</b>	<b>Wtd. Avg. Price</b>
IGI Resources, Inc. Various Eastport, Idaho	3,169	3,559	3,615	10,343	\$4.14
IGI Resources, Inc. Various Sumas, Washington	6,553	5,901	7,393	19,847	\$9.23
Idaho Power Company, Inc. FortisBC Energy Inc. Sumas, Washington	344	107	131	582	\$10.60
Idaho Power Company, Inc. J. Aron & Company Sumas, Washington	145	5		150	\$5.36
Idaho Power Company, Inc. NGX Sumas, Washington	41	30	84	155	\$17.71
Idaho Power Company, Inc. Powerex Corp. Sumas, Washington	10	331		341	\$9.07
Idaho Power Company, Inc. Powerexopx Sumas, Washington			362	362	\$29.12
Irving Oil Terminals Inc. Irving Oil Commercial GP Houlton, Maine	36	29	31	96	\$11.90
J. Aron & Company LLC Various Eastport, Idaho	503	545	548	1,596	\$8.33
J. Aron & Company LLC Various Noyes, Minnesota	585	433	480	1,498	\$4.94
J. Aron & Company LLC Various Port of Morgan, Montana	652	884	1,287	2,823	\$4.15
J. Aron & Company LLC Various Sherwood, North Dakota		1,245	1,294	2,539	\$2.63

<b>Short-Term Imports Q4 2022</b>					
<b>Short-Term Importer (Supplier) Point of Entry</b>	<b>Volume (MMcf) and Average Price (\$/MMBtu)</b>				
	<b>October</b>	<b>November</b>	<b>December</b>	<b>Total Volume</b>	<b>Wtd. Avg. Price</b>
J. Aron & Company LLC Various St. Clair, Michigan	32		234	266	\$5.75
J. Aron & Company LLC Various Sumas, Washington	3			3	\$5.13
J. Aron & Company LLC Various Waddington, New York			5	5	\$7.03
Kiwetinohk Marketing US Corp. Kiwetinohk Marketing US Corp. Sherwood, North Dakota	3,766	3,585	3,752	11,103	\$4.91
Koch Energy Services, LLC Avista Corporation Sumas, Washington	5		3	7	\$5.23
Koch Energy Services, LLC Citadel Energy Marketing LLC Sumas, Washington		4		4	\$11.00
Koch Energy Services, LLC ICE NGX Canada Inc. Sumas, Washington	146	526	888	1,561	\$17.18
Koch Energy Services, LLC Koch Canada Energy Services, LP Babb, Montana	190	756	1,034	1,981	\$4.28
Koch Energy Services, LLC Koch Canada Energy Services, LP Champlain, New York	65	66	70	201	\$9.75
Koch Energy Services, LLC Koch Canada Energy Services, LP Noyes, Minnesota	5,690	3,877	5,857	15,424	\$5.89
Koch Energy Services, LLC Koch Canada Energy Services, LP Port of Morgan, Montana	309	341	2,707	3,357	\$5.68
Koch Energy Services, LLC Koch Canada Energy Services, LP St. Clair, Michigan	291	478	369	1,138	\$5.23

<b>Short-Term Imports Q4 2022</b>					
<b>Short-Term Importer (Supplier) Point of Entry</b>	<b>Volume (MMcf) and Average Price (\$/MMBtu)</b>				
	<b>October</b>	<b>November</b>	<b>December</b>	<b>Total Volume</b>	<b>Wtd. Avg. Price</b>
Koch Energy Services, LLC Koch Canada Energy Services, LP Waddington, New York		74	240	315	\$10.77
Liberty Utilities (St. Lawrence Gas) Corp. Emera Energy Inc. Massena, New York	122	267	431	820	\$7.90
MPower Energy LLC Direct Energy Marketing, Inc. Waddington, New York			6	6	\$7.10
Macquarie Energy LLC Various Eastport, Idaho	123	1,517	1,044	2,685	\$7.96
Macquarie Energy LLC Various Niagara Falls, New York			25	25	\$5.70
Macquarie Energy LLC Various Noyes, Minnesota	683	793	857	2,333	\$4.99
Macquarie Energy LLC Various Port of Morgan, Montana	31	485	496	1,012	\$4.94
Macquarie Energy LLC Various Sherwood, North Dakota	3,051	3,856	3,800	10,707	\$3.48
Macquarie Energy LLC Various St. Clair, Michigan	631	13	198	842	\$5.36
Macquarie Energy LLC Various Sumas, Washington	34	35		68	\$7.91
Macquarie Energy LLC Various Waddington, New York	79	978	1,478	2,534	\$6.77
Marathon Power LLC DTE Energy Trading, Inc. Waddington, New York		33	44	77	\$5.76

<b>Short-Term Imports Q4 2022</b>					
<b>Short-Term Importer (Supplier) Point of Entry</b>	<b>Volume (MMcf) and Average Price (\$/MMBtu)</b>				
	<b>October</b>	<b>November</b>	<b>December</b>	<b>Total Volume</b>	<b>Wtd. Avg. Price</b>
Maritimes & Northeast Pipeline, L.L.C. Various Calais, Maine	126	386	1,160	1,673	\$10.24
Mercuria Commodities Canada Corporation Mercuria Commodities Canada Corporation Eastport, Idaho	5,345	5,184	5,532	16,061	\$8.18
Mercuria Commodities Canada Corporation Mercuria Commodities Canada Corporation Noyes, Minnesota	3,522	1,629	1,616	6,767	\$5.12
Mercuria Commodities Canada Corporation Mercuria Commodities Canada Corporation St. Clair, Michigan	362	410	67	838	\$5.06
Mercuria Commodities Canada Corporation Mercuria Commodities Canada Corporation Sumas, Washington	50	290	274	614	\$17.92
Mercuria Commodities Canada Corporation Mercuria Commodities Canada Corporation Waddington, New York	521	356	558	1,435	\$6.19
Mieco LLC Various Noyes, Minnesota	278	764	1,011	2,052	\$5.44
Mieco LLC Various Babb, Montana	244		21	265	\$2.33
Mieco LLC Various Eastport, Idaho	440	276	293	1,010	\$4.01
Mieco LLC Various Noyes, Minnesota	1,263	445	593	2,301	\$5.06
Mieco LLC Various Port of Morgan, Montana	58			58	\$1.75
Minnesota Energy Resources Corporation Freepoint Commodities LLC Warroad, Minnesota	78	60	11	148	\$5.16



<b>Short-Term Imports Q4 2022</b>					
<b>Short-Term Importer (Supplier) Point of Entry</b>	<b>Volume (MMcf) and Average Price (\$/MMBtu)</b>				
	<b>October</b>	<b>November</b>	<b>December</b>	<b>Total Volume</b>	<b>Wtd. Avg. Price</b>
Minnesota Energy Resources Corporation Koch Canada Energy Services, LP Warroad, Minnesota		75	108	184	\$6.28
Minnesota Energy Resources Corporation Twin Eagle Resource Management Canada, LLC Warroad, Minnesota			85	85	\$7.37
Morgan Stanley Capital Group Inc. Natural Gas Exchange Inc. Sumas, Washington	668	647	741	2,057	\$8.01
Morgan Stanley Capital Group Inc. Natural Gas Exchange Inc. Waddington, New York	302	280	302	885	\$5.76
New England NG Supply Limited Freepoint Commodities LLC Pittsburg, New Hampshire	40	19	18	77	\$5.54
New England NG Supply Limited J. Aron & Company Pittsburg, New Hampshire	439	452	482	1,372	\$2.82
New England NG Supply Limited Repsol Energy North America Corporation Pittsburg, New Hampshire		2		2	\$6.28
New England NG Supply Limited Twin Eagle Resource Management, LLC Pittsburg, New Hampshire	6			6	\$5.27
Northwest Natural Gas Company BP Canada Energy Group ULC Sumas, Washington	156			156	\$5.59
Northwest Natural Gas Company Castleton Commodities Merchant Trading L.P. Sumas, Washington	93	73	52	218	\$12.06
Northwest Natural Gas Company Citadel Energy Marketing LLC Sumas, Washington			32	32	\$32.83
Northwest Natural Gas Company Conoco Canada Limited Sumas, Washington			3	3	\$39.65

<b>Short-Term Imports Q4 2022</b>					
<b>Short-Term Importer (Supplier) Point of Entry</b>	<b>Volume (MMcf) and Average Price (\$/MMBtu)</b>				
	<b>October</b>	<b>November</b>	<b>December</b>	<b>Total Volume</b>	<b>Wtd. Avg. Price</b>
Northwest Natural Gas Company EDF Trading North America, LLC. Sumas, Washington		63	57	120	\$19.63
Northwest Natural Gas Company FortisBC Energy Inc. Sumas, Washington		122	28	149	\$14.61
Northwest Natural Gas Company J. Aron & Company Sumas, Washington	23	106	83	212	\$20.01
Northwest Natural Gas Company Powerex Corp. Sumas, Washington	79	295	286	660	\$9.90
Northwest Natural Gas Company Shell Energy North America (Canada) Inc. Sumas, Washington		9	23	32	\$29.17
Northwest Natural Gas Company TD Energy Trading Inc. Sumas, Washington		239	100	338	\$15.59
Northwest Natural Gas Company Tenaska Marketing Canada Sumas, Washington		2,645	2,730	5,376	\$10.15
Northwest Natural Gas Company Tourmaline Oil Corp. Sumas, Washington	30	56	58	144	\$19.53
Ovintiv Marketing Inc Ovintiv Marketing Inc. Eastport, Idaho	3,114	3,293	3,389	9,796	\$10.37
Ovintiv Marketing Inc Ovintiv Marketing Inc. Sherwood, North Dakota	2,205	7,155	7,413	16,773	\$5.35
Oxy Energy Canada, Inc. Various Sumas, Washington			53	53	\$14.98
Pacific Gas and Electric Company Canadian Natural Resources Limited Eastport, Idaho	2,403	1,350	1,388	5,140	\$4.00

<b>Short-Term Imports Q4 2022</b>					
<b>Short-Term Importer (Supplier) Point of Entry</b>	<b>Volume (MMcf) and Average Price (\$/MMBtu)</b>				
	<b>October</b>	<b>November</b>	<b>December</b>	<b>Total Volume</b>	<b>Wtd. Avg. Price</b>
Pacific Gas and Electric Company Natural Gas Exchange Inc. Eastport, Idaho	5,814	7,560	7,724	21,098	\$4.30
Pembina Midstream (U.S.A.) Inc. Pembina Midstream (U.S.A.) Inc. Sherwood, North Dakota	844	816	844	2,504	\$5.25
Pemex Transformacion Industrial MGI Galvan Ranch, Texas	24	22	23	69	\$4.50
PetroChina International (Canada) Trading Ltd. PetroChina International (Canada) Trading Ltd. Pittsburg, New Hampshire	603	587	606	1,796	\$5.69
PetroChina International (Canada) Trading Ltd. PetroChina International (Canada) Trading Ltd. Sherwood, North Dakota	1,797	3,591	3,940	9,328	\$4.44
Phillips 66 Company ConocoPhillips Canada Marketing & Trading ULC Sumas, Washington	115	264	231	611	\$16.16
Portland General Electric Company BP Canada Eastport, Idaho	1,336	1,418	1,458	4,213	\$4.41
Portland General Electric Company FortisBC Energy Inc. Sumas, Washington		192		192	\$10.19
Portland General Electric Company Macquarie Energy Canada Ltd Eastport, Idaho	1,188	1,135	1,167	3,489	\$4.38
Portland General Electric Company Macquarie Energy Canada Ltd Sumas, Washington	895	854	1,175	2,924	\$9.58
Portland General Electric Company Natural Gas Exchange Inc. Eastport, Idaho	332	312	165	809	\$4.50
Portland General Electric Company Natural Gas Exchange Inc. Sumas, Washington	494	89	416	998	\$10.65

<b>Short-Term Imports Q4 2022</b>					
<b>Short-Term Importer (Supplier) Point of Entry</b>	<b>Volume (MMcf) and Average Price (\$/MMBtu)</b>				
	<b>October</b>	<b>November</b>	<b>December</b>	<b>Total Volume</b>	<b>Wtd. Avg. Price</b>
Portland General Electric Company Powerex Corp. Sumas, Washington	298	285		583	\$5.84
Portland General Electric Company Shell Energy Sumas, Washington	1			1	\$6.10
Portland General Electric Company TD Energy Trading Inc. Eastport, Idaho	445	567	729	1,742	\$4.46
Portland General Electric Company TD Energy Trading Inc. Sumas, Washington	596	570	441	1,606	\$8.38
Portland General Electric Company Transalta Energy Marketing (U.S.) Inc. Sumas, Washington	16	15	16	47	\$14.47
Powerex Corp. ConocoPhillips Canada Resources Corp. Eastport, Idaho	90	101	109	300	\$4.36
Powerex Corp. ConocoPhillips Canada Resources Corp. Noyes, Minnesota			4	4	\$6.74
Powerex Corp. FortisBC Energy Inc. Eastport, Idaho	1			1	\$5.08
Powerex Corp. FortisBC Energy Inc. Sumas, Washington	6	7	4	17	\$16.04
Powerex Corp. ICE NGX Canada Inc. Eastport, Idaho	965	1,089	1,111	3,165	\$4.26
Powerex Corp. ICE NGX Canada Inc. Noyes, Minnesota		165	238	404	\$5.25
Powerex Corp. ICE NGX Canada Inc. Sumas, Washington	1,600	1,391	722	3,712	\$8.97

<b>Short-Term Imports Q4 2022</b>					
<b>Short-Term Importer (Supplier) Point of Entry</b>	<b>Volume (MMcf) and Average Price (\$/MMBtu)</b>				
	<b>October</b>	<b>November</b>	<b>December</b>	<b>Total Volume</b>	<b>Wtd. Avg. Price</b>
Powerex Corp. Royal Bank of Canada Eastport, Idaho	43			43	\$3.61
Powerex Corp. Shell Energy North America (US), L.P. Sumas, Washington	1			1	\$6.08
Powerex Corp. Sierra Pacific Power Company d/b/a NV Energy Eastport, Idaho	3		2	5	\$2.47
Powerex Corp. Sierra Pacific Power Company d/b/a NV Energy Noyes, Minnesota					\$5.81
Powerex Corp. TD Energy Trading Inc. Eastport, Idaho	90	51	54	195	\$4.19
Powerex Corp. TD Energy Trading Inc. Noyes, Minnesota			2	2	\$6.76
Puget Sound Energy, Inc. BP Canada Energy Company Sumas, Washington	895			895	\$5.20
Puget Sound Energy, Inc. Conoco Canada Limited Eastport, Idaho	90	28	149	267	\$3.63
Puget Sound Energy, Inc. Conoco Canada Limited Sumas, Washington	579	3,548	4,061	8,188	\$9.14
Puget Sound Energy, Inc. FortisBC Energy Inc. Eastport, Idaho		2		2	\$5.34
Puget Sound Energy, Inc. FortisBC Energy Inc. Sumas, Washington	37			37	\$4.11
Puget Sound Energy, Inc. ICE NGX Canada Inc. Eastport, Idaho	927	821	645	2,393	\$3.66

<b>Short-Term Imports Q4 2022</b>					
<b>Short-Term Importer (Supplier) Point of Entry</b>	<b>Volume (MMcf) and Average Price (\$/MMBtu)</b>				
	<b>October</b>	<b>November</b>	<b>December</b>	<b>Total Volume</b>	<b>Wtd. Avg. Price</b>
Puget Sound Energy, Inc. ICE NGX Canada Inc. Sumas, Washington	1,262	753	1,036	3,052	\$10.96
Puget Sound Energy, Inc. IGI Resources, Inc. Eastport, Idaho	298	1,746	1,807	3,851	\$4.63
Puget Sound Energy, Inc. IGI Resources, Inc. Sumas, Washington	753			753	\$5.97
Puget Sound Energy, Inc. J. Aron & Company Eastport, Idaho	1,042			1,042	\$3.70
Puget Sound Energy, Inc. Powerex Corp. Sumas, Washington			569	569	\$15.32
Puget Sound Energy, Inc. Puget Sound Energy, Inc. Sumas, Washington	22			22	\$4.70
Puget Sound Energy, Inc. Shell Energy North America (Canada) Inc. Eastport, Idaho	595			595	\$3.70
Puget Sound Energy, Inc. TD Energy Trading Inc. Eastport, Idaho	298	858	948	2,103	\$4.41
Puget Sound Energy, Inc. TD Energy Trading Inc. Sumas, Washington	3,426	4,931	5,514	13,871	\$4.36
Puget Sound Energy, Inc. Tenaska Marketing Canada Sumas, Washington		291	302	593	\$11.01
Sacramento Municipal Utility District NCGA Eastport, Idaho	264	255	264	782	\$3.60
Sacramento Municipal Utility District NGX Eastport, Idaho	435	421	435	1,290	\$4.36

<b>Short-Term Imports Q4 2022</b>					
<b>Short-Term Importer (Supplier) Point of Entry</b>	<b>Volume (MMcf) and Average Price (\$/MMBtu)</b>				
	<b>October</b>	<b>November</b>	<b>December</b>	<b>Total Volume</b>	<b>Wtd. Avg. Price</b>
Sapphire Gas Solutions FortisBC Energy Inc. Blaine, Washington	12	6	2	20	\$9.77
Sapphire Gas Solutions Gaz Metro LNG, L.P. North Troy, Vermont	6			6	\$9.76
Saranac Power Partners L.P. TransAlta Energy Marketing Corp. Champlain, New York	4	80	273	357	\$7.69
Sempra Gas & Power Marketing, LLC IEnova Marketing Otay Mesa, California			123	123	\$27.08
Sequent Energy Management, L.P. Various Eastport, Idaho		218	214	432	\$4.61
Sequent Energy Management, L.P. Various Noyes, Minnesota	351	163	306	820	\$5.19
Sequent Energy Management, L.P. Various Port of Morgan, Montana	2,207	2,356	2,654	7,217	\$4.28
Shell Energy North America (US), L.P. Shell Energy North America (Canada) Inc. Babb, Montana	148	261	278	686	\$4.08
Shell Energy North America (US), L.P. Shell Energy North America (Canada) Inc. Eastport, Idaho	3,176	3,217	3,063	9,456	\$8.09
Shell Energy North America (US), L.P. Shell Energy North America (Canada) Inc. Massena, New York	37	35	36	108	\$5.78
Shell Energy North America (US), L.P. Shell Energy North America (Canada) Inc. Noyes, Minnesota	2,629	3,669	3,960	10,258	\$5.02
Shell Energy North America (US), L.P. Shell Energy North America (Canada) Inc. Port of Morgan, Montana	565	692	806	2,064	\$4.79

<b>Short-Term Imports Q4 2022</b>					
<b>Short-Term Importer (Supplier) Point of Entry</b>	<b>Volume (MMcf) and Average Price (\$/MMBtu)</b>				
	<b>October</b>	<b>November</b>	<b>December</b>	<b>Total Volume</b>	<b>Wtd. Avg. Price</b>
Shell Energy North America (US), L.P. Shell Energy North America (Canada) Inc. St. Clair, Michigan	98		176	274	\$5.05
Shell Energy North America (US), L.P. Shell Energy North America (Canada) Inc. Waddington, New York		83	105	188	\$6.66
Shell Energy North America (US), L.P. Shell Energy North America (US), L.P. Sumas, Washington	2,389	3,098	2,563	8,050	\$5.90
Sierra Pacific Power Company Various Eastport, Idaho		442		442	\$4.18
Sierra Pacific Power Company Castleton Commodities Merchant Trading L.P. Eastport, Idaho	592	1,413	1,310	3,314	\$4.30
Sierra Pacific Power Company Direct Energy Business Marketing, LLC Eastport, Idaho			503	503	\$4.79
Sierra Pacific Power Company Direct Energy Marketing Limited Eastport, Idaho		492		492	\$4.18
Sierra Pacific Power Company Freepoint Commodities LLC Eastport, Idaho	1,824	940	1,996	4,759	\$4.14
Sierra Pacific Power Company Powerex Corp. Eastport, Idaho	6	240		247	\$4.52
Sierra Pacific Power Company Suncor Energy Marketing Inc. Eastport, Idaho	14	206	28	249	\$4.40
Southern California Gas Company NGX Eastport, Idaho	1,162	1,581	1,626	4,370	\$3.88
Spotlight Energy, LLC Spotlight Energy, LLC Port of Morgan, Montana		3	4	6	\$6.33



<b>Short-Term Imports Q4 2022</b>					
<b>Short-Term Importer (Supplier) Point of Entry</b>	<b>Volume (MMcf) and Average Price (\$/MMBtu)</b>				
	<b>October</b>	<b>November</b>	<b>December</b>	<b>Total Volume</b>	<b>Wtd. Avg. Price</b>
Spotlight Energy, LLC Spotlight Energy, LLC Sherwood, North Dakota		611	612	1,224	\$6.05
Spotlight Energy, LLC Spotlight Energy, LLC Sumas, Washington	28	5	12	45	\$13.84
Sprague Operating Resources LLC Sprague Operating Resources LLC Pittsburg, New Hampshire	346	384	404	1,133	\$5.80
Sprague Operating Resources LLC Sprague Operating Resources LLC Waddington, New York		51	52	103	\$5.83
Sumas Dry Kilns Inc IGI Resources, Inc. Sumas, Washington	4	1		4	\$5.54
TM Energy Atlantica Inc. Various Calais, Maine			1	1	\$36.40
TM Energy Atlantica Inc. TM Energy Atlantica Inc. Calais, Maine		43	190	232	\$8.92
Tenaska Marketing Ventures Various Babb, Montana	559	606	993	2,158	\$4.03
Tenaska Marketing Ventures Various Champlain, New York	11	143	220	374	\$6.59
Tenaska Marketing Ventures Various Detroit, Michigan	1,714	1,669	1,717	5,099	\$5.18
Tenaska Marketing Ventures Various Eastport, Idaho	4,940	5,846	5,767	16,553	\$6.36
Tenaska Marketing Ventures Various Grand Island, New York	1,387	257	334	1,978	\$5.46

<b>Short-Term Imports Q4 2022</b>					
<b>Short-Term Importer (Supplier) Point of Entry</b>	<b>Volume (MMcf) and Average Price (\$/MMBtu)</b>				
	<b>October</b>	<b>November</b>	<b>December</b>	<b>Total Volume</b>	<b>Wtd. Avg. Price</b>
Tenaska Marketing Ventures Various Niagara Falls, New York			44	44	\$13.99
Tenaska Marketing Ventures Various Noyes, Minnesota	5,795	4,654	4,895	15,344	\$5.34
Tenaska Marketing Ventures Various Pittsburg, New Hampshire	1,131	1,029	1,283	3,444	\$6.09
Tenaska Marketing Ventures Various Port of Morgan, Montana	6,895	5,062	8,223	20,179	\$5.25
Tenaska Marketing Ventures Various Sherwood, North Dakota	770	1,645	2,077	4,491	\$6.02
Tenaska Marketing Ventures Various St. Clair, Michigan	583	342	1,983	2,908	\$5.45
Tenaska Marketing Ventures Various Sumas, Washington	4,806	3,324	3,796	11,926	\$11.08
Tenaska Marketing Ventures Various Waddington, New York	425	4,350	5,298	10,073	\$6.56
Tenaska Marketing Ventures Various Whitlash, Montana	190	171	171	531	\$3.83
The Southern Connecticut Gas Company Freepoint Commodities LLC Waddington, New York	84			84	\$5.99
Tidal Energy Marketing (U.S.) L.L.C. Various Eastport, Idaho	733	773	792	2,297	\$8.33
Tidal Energy Marketing (U.S.) L.L.C. Various Noyes, Minnesota	34	898	1,377	2,308	\$5.34

<b>Short-Term Imports Q4 2022</b>					
<b>Short-Term Importer (Supplier) Point of Entry</b>	<b>Volume (MMcf) and Average Price (\$/MMBtu)</b>				
	<b>October</b>	<b>November</b>	<b>December</b>	<b>Total Volume</b>	<b>Wtd. Avg. Price</b>
Tidal Energy Marketing (U.S.) L.L.C. Various Port of Morgan, Montana	1,220	1,082	1,208	3,510	\$4.74
Tidal Energy Marketing (U.S.) L.L.C. Various Sherwood, North Dakota	12,997	4,043	3,788	20,828	\$5.14
Tidal Energy Marketing (U.S.) L.L.C. Various Waddington, New York		92	211	304	\$10.76
Tidal Energy Marketing Inc. Various Noyes, Minnesota	1,078	318	404	1,799	\$5.29
Tidal Energy Marketing Inc. Various St. Clair, Michigan		254	114	368	\$5.07
Tourmaline Oil Marketing Corp. Tourmaline Oil Corp. Eastport, Idaho	9,894	10,583	10,960	31,438	\$10.39
Tourmaline Oil Marketing Corp. Tourmaline Oil Corp. Noyes, Minnesota		1,819	1,830	3,649	\$4.88
Tourmaline Oil Marketing Corp. Tourmaline Oil Corp. Port of Morgan, Montana	305	175	413	894	\$4.13
Tourmaline Oil Marketing Corp. Tourmaline Oil Corp. Sherwood, North Dakota	469	164	171	805	\$4.59
Twin Eagle Resource Management, LLC Various Noyes, Minnesota	1,048	1,106	881	3,035	\$5.62
Twin Eagle Resource Management, LLC Various Pittsburg, New Hampshire	13		48	60	\$9.68
Twin Eagle Resource Management, LLC Various Port of Morgan, Montana	25	148	385	558	\$5.65

<b>Short-Term Imports Q4 2022</b>					
<b>Short-Term Importer (Supplier) Point of Entry</b>	<b>Volume (MMcf) and Average Price (\$/MMBtu)</b>				
	<b>October</b>	<b>November</b>	<b>December</b>	<b>Total Volume</b>	<b>Wtd. Avg. Price</b>
Twin Eagle Resource Management, LLC Various St. Clair, Michigan	24	67	367	458	\$5.98
Twin Eagle Resource Management, LLC Various Sumas, Washington	68	67	25	159	\$10.44
Twin Eagle Resource Management, LLC Various Waddington, New York	154	174	236	564	\$8.51
Uniper Trading Canada Ltd. IPC Canada LTD Pittsburg, New Hampshire	111	108	111	330	\$4.87
Uniper Trading Canada Ltd. Uniper Global Commodities North America LLC Sherwood, North Dakota		260	287	547	\$5.52
United Energy Trading, LLC United Energy Trading Canada, ULC Eastport, Idaho	161	161	166	488	\$4.46
United Energy Trading, LLC United Energy Trading Canada, ULC Noyes, Minnesota	1,338	1,385	1,125	3,848	\$5.08
United Energy Trading, LLC United Energy Trading Canada, ULC St. Clair, Michigan	521	351	36	907	\$5.61
United Energy Trading, LLC United Energy Trading Canada, ULC Sumas, Washington	1,410	1,508	1,372	4,290	\$14.23
Vermont Gas Systems, Inc. Various Highgate Springs, Vermont	876	1,182	1,609	3,666	\$6.32
Vista Energy Marketing, L.P. Conoco Canada Limited Eastport, Idaho	134	138	146	418	\$5.33
Vitol Inc. Vitol Inc. Grand Island, New York	255	323	1,010	1,588	\$5.63

<b>Short-Term Imports Q4 2022</b>					
<b>Short-Term Importer (Supplier) Point of Entry</b>	<b>Volume (MMcf) and Average Price (\$/MMBtu)</b>				
	<b>October</b>	<b>November</b>	<b>December</b>	<b>Total Volume</b>	<b>Wtd. Avg. Price</b>
Vitol Inc. Vitol Inc. Niagara Falls, New York			532	532	\$6.03
Vitol Inc. Vitol Inc. Waddington, New York	386	285	382	1,053	\$6.16
World Fuel Services, Inc. Natural Gas Exchange Inc. Noyes, Minnesota	2,048	909	2,670	5,627	\$5.06

Table 3h

Short-Term Exporters					
Q4 2021 - Q4 2022					
Exporter	Volume (MMcf)				
	Q4 2021	Q1 2022	Q2 2022	Q3 2022	Q4 2022
Cove Point LNG, LP			578	1,418	1,412
Active Energy Inc.	3,367	3,341	3,256	3,190	3,567
Avista Corporation	1,345	378	10	101	1,578
BP Canada Energy Marketing Corp.	11,157	10,453	7,285	5,277	5,859
BP Energy Company	20,184	17,722	14,853	18,005	16,616
CFE INTERNATIONAL LLC.	240,547	246,136	298,963	295,040	262,202
CIMA ENERGY, LP	3,781	4,966	1,073	670	1,630
COPEQ TRADING CO. Inc.	19,509	18,649	7,136	17,880	23,551
CarbonBetter, LLC					841
Castleton Commodities Merchant Trading L.P.	12,619	12,470	9,717	8,646	12,164
Central Generadora Eléctrica Huinálá, S. de R. L. de C. V.	1,766	1,796	1,738	1,158	1,413
Central Lomas de Real, S.A. de C.V.	5,618	6,422	6,510	7,398	5,927
Central Valle Hermoso, S.A. de C.V.	5,721	6,600	7,030	7,440	5,713
Certarus Ltd.				1	1
Citadel Energy Marketing LLC	3,088	5,414	7,836	7,028	18,274
Coahuila Energy LLC	1,444	1,737	1,759	1,825	1,674
Concord Energy LLC			67	74	15
Connecticut Natural Gas Corporation				239	1,622
ConocoPhillips Company	126	364			
DTE Energy Trading, Inc.	15,335	13,864	14,186	12,631	11,992
Direct Energy Business Marketing, LLC					696
Direct Energy Marketing, Inc.	1,192	1,134	2,650	2,979	1,656
EAP Ohio, LLC	11,623	17,604	14,524	14,156	11,169
EDF Trading North America, LLC.	4,806	4,873	1,373	645	4,594
ENGIE Energy Marketing NA, Inc.	10,623	12,187	9,517	10,835	13,716
EQT Energy, LLC	21,093	20,121	20,779	20,212	20,637
ESENTIA GAS, LLC	8,785	9,555	9,900	10,770	10,517
Ecogas Mexico S. de R.L. de C.V.	2,768	2,764	3,136	3,634	2,848
El Paso Marketing Company, L.L.C.	3,086	5,494	5,463	6,339	3,721
Emera Energy Services, Inc.	16,956	16,369	13,514	13,764	14,520
Enbridge Gas Inc.	17,258	21,920	32,155	24,609	31,577
Energyn Inc.	4				
Energía Azteca X, S.A. de C.V.					8,723
Energía Chihuahua, S.A. de C.V.	4,042	3,803	3,612	3,522	3,320
Energía de Baja California, S. de R.L. de C.V.	1,223	647	638	2,026	1,702
Energía Azteca X, S.A. de C.V.	8,114	7,389	8,558	8,426	
Enestas, S.A. de C.V.	100	147	65	57	227
Equinor Natural Gas LLC	14,217	12,753	11,305	12,065	12,021
FortisBC Energy Inc.	221	365	308		510
Freepoint Commodities LLC	4,591	5,353	2,570	2,518	3,090
GIGO Transport, Inc.	3,288	4,635	2,174	1,921	4,069
Hartree Partners, LP	97				
Irving Oil Commercial GP	74	224	574		
Irving Oil Limited				140	24
J. Aron & Company LLC	2,381	473	367	415	2,591
JM & Ral Energy Inc	964				
Koch Energy Services, LLC	3,578	1,272	3,735	3,563	7,699
Macquarie Energy LLC	5,951	6,259	5,617	6,131	5,648
Maritimes & Northeast Pipeline, L.L.C.	14,723	15,267	12,919	12,268	13,745
Mercuria Commodities Canada Corporation	4,981	2,978	5,338	3,494	11,502
Mexicana de Cobre, S.A. de C.V.	6,524	5,767	5,885	7,068	6,678
Mieco Inc.	668	853	123		
Mieco LLC					224
Morgan Stanley Capital Group Inc.	55	10	44		
NJR Energy Services Company	149				
NS Power Energy Marketing Incorporated	2,046	2,313	3,698	4,397	2,321
New England NG Supply Limited	1,502	1,260	1,267	1,141	1,520
Pemex Transformacion Industrial	75,469	58,688	60,829	43,147	37,436
PetroChina International (Canada) Trading Ltd.		5		2	
Powerex Corp.	103	274	26	29	27
Produccion de Energía Mexicana, S. de R.L. de C.V.	29				
Puget Sound Energy, Inc.	98		29	29	22
Rainbow Energy Marketing Corporation	16,458	19,181	18,630	13,133	14,244
Repsol Energy North America Corporation	9,728	10,222	10,163	9,533	10,807
Rev LNG LLC	36	17	32		28
SARME ENERGY INC		1,115	883	264	791
Sabine Pass Liquefaction, LLC	9,478				
Sempra Gas & Power Marketing, LLC	7,169	7,420	8,661	10,550	7,395
Sempra LNG International, LLC	17,698	14,921	17,562	23,849	17,366
Sequent Energy Management, L.P.	3,562	2,832	2,960	3,480	1,164
Shell Energy North America (US), L.P.	10,244	8,069	9,305	9,585	10,584
Solensa S.A. de CV	80	33	32	28	4
Spire Marketing Inc.	1,666	2,132	2,011	1,739	1,577
Spotlight Energy, LLC	31		10		79
Stabilis GDS, Inc.	306	269	244	188	257
Steel Reef Burke LLC				103	160
TM Energy Atlantica Inc.	753	548	423	539	784
Techgen S.A. de C.V.	10,616	10,561	8,652	9,638	8,090
Tenaska Marketing Ventures	30,510	30,672	18,900	11,715	18,919
Texas Eastern Transmission, LP	407				
The Berkshire Gas Company					125
The Southern Connecticut Gas Company					1,570
Tidal Energy Marketing (U.S.) L.L.C.	6,728	7,022	3,381	2,998	6,096
Tidal Energy Marketing Inc.	794	465	536	776	593
Trafigura Trading LLC	20,226	17,469	9,922	4,917	5,029
TrailStone Energy Marketing, LLC	1,242	1,344	3,030	3,136	6,217

Table 3h

Short-Term Exporters Q4 2021 - Q4 2022					
Exporter	Volume (MMcf)				
	Q4 2021	Q1 2022	Q2 2022	Q3 2022	Q4 2022
Twin Eagle Resource Management, LLC	2,846	2,722	16	43	164
Uniper Trading Canada Ltd.	1,204	846	855	862	291
United Energy Trading, LLC	3,941	5,913	424	653	1,190
Vitol Inc.	8,434	6,443	10,053	8,858	13,046
West Texas Gas, Inc.	1,632	1,737	1,818	1,582	1,725
<b>Totals</b>	<b>764,779</b>	<b>745,019</b>	<b>753,190</b>	<b>726,491</b>	<b>743,094</b>

<b>Short-Term Exports Q4 2022</b>					
<b>Short-Term Exporter (Supplier) Point of Exit</b>	<b>Volume (MMcf) and Average Price (\$/MMBtu)</b>				
	<b>October</b>	<b>November</b>	<b>December</b>	<b>Total Volume</b>	<b>Wtd. Avg. Price</b>
Cove Point LNG, LP BP Energy Company Cove Point, Maryland			1,412	1,412	\$23.67
Active Energy Inc. Active Energy Inc. Sault Ste. Marie, Michigan	1,104	1,196	1,267	3,567	\$5.44
Avista Corporation Avista Corporation Sumas, Washington	34	628	915	1,578	\$20.32
BP Canada Energy Marketing Corp. BP Canada Energy Marketing Corp. Niagara Falls, New York	541	524	515	1,580	\$4.95
BP Canada Energy Marketing Corp. BP Canada Energy Marketing Corp. St. Clair, Michigan	2,003	954	1,013	3,969	\$5.10
BP Canada Energy Marketing Corp. BP Canada Energy Marketing Corp. Waddington, New York	310			310	\$4.92
BP Energy Company Mex Gas Supply Rio Grande City, Texas	5,053	4,830	4,535	14,418	\$4.51
BP Energy Company Various Alberta Customers Presidio, Texas	146	81		227	\$3.66
BP Energy Company Various Alamo, Texas	271	369	398	1,038	\$4.52
BP Energy Company Various Brownsville, Texas	327	318	184	829	\$4.71
BP Energy Company Various Presidio, Texas			74	74	\$2.45
BP Energy Company Various San Elizario, Texas	23	8		31	\$3.12



<b>Short-Term Exports Q4 2022</b>					
<b>Short-Term Exporter (Supplier) Point of Exit</b>	<b>Volume (MMcf) and Average Price (\$/MMBtu)</b>				
	<b>October</b>	<b>November</b>	<b>December</b>	<b>Total Volume</b>	<b>Wtd. Avg. Price</b>
CFE INTERNATIONAL LLC. CFE INTERNATIONAL LLC. Brownsville, Texas	29,277	25,961	21,225	76,463	\$5.01
CFE INTERNATIONAL LLC. CFE INTERNATIONAL LLC. El Paso, Texas	4,338	2,889	3,534	10,761	\$3.50
CFE INTERNATIONAL LLC. CFE INTERNATIONAL LLC. Laredo, Texas	4,480	5,248	7,159	16,887	\$5.05
CFE INTERNATIONAL LLC. CFE INTERNATIONAL LLC. Presidio, Texas	17,728	16,247	16,286	50,261	\$3.46
CFE INTERNATIONAL LLC. CFE INTERNATIONAL LLC. Rio Bravo, Texas	2,376	2,559	2,018	6,953	\$5.04
CFE INTERNATIONAL LLC. CFE INTERNATIONAL LLC. Rio Grande City, Texas	20,369	23,091	24,467	67,927	\$4.81
CFE INTERNATIONAL LLC. CFE INTERNATIONAL LLC. San Elizario, Texas	10,762	9,436	12,752	32,950	\$3.54
CIMA ENERGY, LP Various St. Clair, Michigan	114	336	1,180	1,630	\$4.38
COPEQ TRADING CO. Inc. COPEQ TRADING CO. Inc. Rio Grande City, Texas	5,957	8,055	9,540	23,551	\$5.42
CarbonBetter, LLC Various St. Clair, Michigan		428	414	841	\$4.87
Carib Energy (USA) LLC Gas Natural Aproveccionamientos SDG. S.A.) Penuelas, Puerto Rico		15	17	32	\$19.13
Carib Energy (USA) LLC Naturgy Aproveccionamientos, S.A. Penuelas, Puerto Rico		23	31	54	\$20.05

<b>Short-Term Exports Q4 2022</b>					
<b>Short-Term Exporter (Supplier) Point of Exit</b>	<b>Volume (MMcf) and Average Price (\$/MMBtu)</b>				
	<b>October</b>	<b>November</b>	<b>December</b>	<b>Total Volume</b>	<b>Wtd. Avg. Price</b>
Castleton Commodities Merchant Trading L.P. Castleton Commodities Merchant Trading L.P. Grand Island, New York	1,336	1,328	487	3,150	\$5.00
Castleton Commodities Merchant Trading L.P. Castleton Commodities Merchant Trading L.P. Marysville, Michigan		338	532	869	\$5.68
Castleton Commodities Merchant Trading L.P. Castleton Commodities Merchant Trading L.P. Niagara Falls, New York	515	856	1,482	2,852	\$5.18
Castleton Commodities Merchant Trading L.P. Castleton Commodities Merchant Trading L.P. Noyes, Minnesota		6	72	79	\$5.74
Castleton Commodities Merchant Trading L.P. Castleton Commodities Merchant Trading L.P. St. Clair, Michigan	769	1,720	2,532	5,020	\$5.31
Castleton Commodities Merchant Trading L.P. Castleton Commodities Merchant Trading L.P. Waddington, New York	34	87	73	194	\$4.20
de C. V. Kinder Morgan Roma, Texas	405	527	482	1,413	\$4.46
Central Lomas de Real, S.A. de C.V. Trafigura Trading LLC Rio Bravo, Texas	2,295	2,025	1,606	5,927	\$5.03
Central Valle Hermoso, S.A. de C.V. Trafigura Trading LLC Rio Bravo, Texas	1,941	2,010	1,762	5,713	\$5.02
Certarus Ltd. Various Sweetgrass, Montana	1			1	\$4.86
Citadel Energy Marketing LLC Citadel Energy Marketing LLC Calais, Maine		37	139	176	\$12.67
Citadel Energy Marketing LLC Citadel Energy Marketing LLC Detroit, Michigan		809	534	1,342	\$5.27

<b>Short-Term Exports Q4 2022</b>					
<b>Short-Term Exporter (Supplier) Point of Exit</b>	<b>Volume (MMcf) and Average Price (\$/MMBtu)</b>				
	<b>October</b>	<b>November</b>	<b>December</b>	<b>Total Volume</b>	<b>Wtd. Avg. Price</b>
Citadel Energy Marketing LLC Citadel Energy Marketing LLC St. Clair, Michigan	1,589	7,394	7,037	16,020	\$5.39
Citadel Energy Marketing LLC Citadel Energy Marketing LLC Sumas, Washington	213	67	297	577	\$16.18
Citadel Energy Marketing LLC Citadel Energy Marketing LLC Waddington, New York	51	78	30	159	\$4.66
Coahuila Energy LLC ConocoPhillips Eagle Pass, Texas	578	555	542	1,674	\$6.61
Concord Energy LLC Concord Energy LLC Noyes, Minnesota			15	15	\$4.94
Connecticut Natural Gas Corporation BP Canada Energy Company Waddington, New York		166	557	724	\$6.83
Connecticut Natural Gas Corporation Freepoint Commodities LLC Waddington, New York		201	639	840	\$6.33
Connecticut Natural Gas Corporation Shell Energy North America (Canada) Inc. Waddington, New York			59	59	\$5.82
DTE Energy Trading, Inc. Various Niagara Falls, New York	2,832	2,751	2,404	7,987	\$5.19
DTE Energy Trading, Inc. Various Sault Ste. Marie, Michigan	63	94	131	289	\$5.83
DTE Energy Trading, Inc. Various St. Clair, Michigan	1,178	1,205	1,334	3,716	\$5.72
Direct Energy Business Marketing, LLC Direct Energy Marketing Limited Niagara Falls, New York			56	56	\$5.31

Short-Term Exports Q4 2022					
Short-Term Exporter (Supplier) Point of Exit	Volume (MMcf) and Average Price (\$/MMBtu)				
	October	November	December	Total Volume	Wtd. Avg. Price
Direct Energy Business Marketing, LLC Direct Energy Marketing Limited St. Clair, Michigan			640	640	\$5.37
Direct Energy Marketing, Inc. Direct Energy Marketing Limited Grand Island, New York	153			153	\$5.20
Direct Energy Marketing, Inc. Direct Energy Marketing Limited Niagara Falls, New York	264	54		318	\$5.19
Direct Energy Marketing, Inc. Direct Energy Marketing Limited St. Clair, Michigan	447	739		1,186	\$5.07
EAP Ohio, LLC EAP Ohio, LLC St. Clair, Michigan	4,415	4,127	2,626	11,169	\$5.43
EDF Trading North America, LLC. ARC Resources Ltd. St. Clair, Michigan		119		119	\$6.17
EDF Trading North America, LLC. Ascent Resources St. Clair, Michigan		393	346	739	\$5.36
EDF Trading North America, LLC. BP Canada Energy Marketing Corp. St. Clair, Michigan	1			1	\$4.11
EDF Trading North America, LLC. Canadian Natural Resources Limited Noyes, Minnesota		9		9	\$5.86
EDF Trading North America, LLC. Canadian Natural Resources Limited St. Clair, Michigan	9			9	\$6.15
EDF Trading North America, LLC. Cannat Energy Inc. St. Clair, Michigan		115		115	\$6.17
EDF Trading North America, LLC. Castleton Commodities Canada LP St. Clair, Michigan			62	62	\$5.34

Short-Term Exports Q4 2022					
Short-Term Exporter (Supplier) Point of Exit	Volume (MMcf) and Average Price (\$/MMBtu)				
	October	November	December	Total Volume	Wtd. Avg. Price
EDF Trading North America, LLC. Chevron Natural Gas Services, Inc. St. Clair, Michigan		2	33	35	\$5.38
EDF Trading North America, LLC. Concord Energy LLC St. Clair, Michigan					\$4.11
EDF Trading North America, LLC. ConocoPhillips Company St. Clair, Michigan	1			1	\$4.11
EDF Trading North America, LLC. Constellation Energy Generation LLC St. Clair, Michigan	2			2	\$4.11
EDF Trading North America, LLC. Constellation Energy Generation, LLC St. Clair, Michigan		87	254	342	\$5.55
EDF Trading North America, LLC. DRW Energy Trading St. Clair, Michigan			99	99	\$5.34
EDF Trading North America, LLC. DTE Energy Trading, Inc. St. Clair, Michigan			96	96	\$5.33
EDF Trading North America, LLC. EQT Energy, LLC St. Clair, Michigan			83	83	\$5.34
EDF Trading North America, LLC. Equinor Natural Gas LLC St. Clair, Michigan		592	179	772	\$5.77
EDF Trading North America, LLC. Green Plains Trade Grp St. Clair, Michigan			8	8	\$5.34
EDF Trading North America, LLC. Hartree Partners, LP St. Clair, Michigan			14	14	\$5.34
EDF Trading North America, LLC. Hess Energy Trading Company, LLC St. Clair, Michigan	5	229		234	\$6.13

<b>Short-Term Exports Q4 2022</b>					
<b>Short-Term Exporter (Supplier) Point of Exit</b>	<b>Volume (MMcf) and Average Price (\$/MMBtu)</b>				
	<b>October</b>	<b>November</b>	<b>December</b>	<b>Total Volume</b>	<b>Wtd. Avg. Price</b>
EDF Trading North America, LLC. ICE NGX Canada Inc. Noyes, Minnesota		11		11	\$5.86
EDF Trading North America, LLC. ICE NGX Canada Inc. St. Clair, Michigan	14	2	68	83	\$5.49
EDF Trading North America, LLC. J. Aron & Company St. Clair, Michigan		2	81	83	\$5.35
EDF Trading North America, LLC. Kiwetinohk Marketing US Corp. St. Clair, Michigan	3	115		118	\$6.12
EDF Trading North America, LLC. Koch Energy Services, LLC St. Clair, Michigan		8	953	960	\$5.34
EDF Trading North America, LLC. Macquarie Energy LLC St. Clair, Michigan	1	40		41	\$6.12
EDF Trading North America, LLC. Mercuria Energy America Inc. St. Clair, Michigan		29		29	\$6.17
EDF Trading North America, LLC. Mercuria Energy America, Inc. St. Clair, Michigan			5	5	\$5.32
EDF Trading North America, LLC. Morgan Stanley Capital Company St. Clair, Michigan					\$6.17
EDF Trading North America, LLC. Pecan Pipeline (North Dakota), Inc St. Clair, Michigan	3	115		118	\$6.12
EDF Trading North America, LLC. Powerex Corp. St. Clair, Michigan			34	34	\$5.34
EDF Trading North America, LLC. Range Resources St. Clair, Michigan			13	13	\$5.34

Short-Term Exports Q4 2022					
Short-Term Exporter (Supplier) Point of Exit	Volume (MMcf) and Average Price (\$/MMBtu)				
	October	November	December	Total Volume	Wtd. Avg. Price
EDF Trading North America, LLC. Sequent Energy Canada Corp. St. Clair, Michigan			99	99	\$5.36
EDF Trading North America, LLC. Sequent Energy Management LLC St. Clair, Michigan			159	159	\$5.32
EDF Trading North America, LLC. Six One Commodities LLC St. Clair, Michigan			32	32	\$5.34
EDF Trading North America, LLC. Spire Marketing Inc. St. Clair, Michigan		1	11	12	\$5.40
EDF Trading North America, LLC. Spotlight Energy, LLC St. Clair, Michigan					\$4.11
EDF Trading North America, LLC. Symmetry Energy Solutions LLC St. Clair, Michigan			4	4	\$5.32
EDF Trading North America, LLC. Tenaska Marketing Ventures St. Clair, Michigan		14	23	37	\$5.64
EDF Trading North America, LLC. Tidal Energy Marketing (U.S.) L.L.C. St. Clair, Michigan					\$4.11
EDF Trading North America, LLC. Tidal Energy Marketing Inc. St. Clair, Michigan		9		9	\$6.17
EDF Trading North America, LLC. Uniper Global Commodities North America LLC St. Clair, Michigan			6	6	\$5.34
EDF Trading North America, LLC. Uniper Trading Canada Ltd. St. Clair, Michigan			4	4	\$5.36
ENGIE Energy Marketing NA, Inc. ENGIE Energy Marketing NA, Inc. Hidalgo, Texas	4,252	4,549	4,485	13,287	\$5.31

<b>Short-Term Exports Q4 2022</b>					
<b>Short-Term Exporter (Supplier) Point of Exit</b>	<b>Volume (MMcf) and Average Price (\$/MMBtu)</b>				
	<b>October</b>	<b>November</b>	<b>December</b>	<b>Total Volume</b>	<b>Wtd. Avg. Price</b>
ENGIE Energy Marketing NA, Inc. ENGIE Energy Marketing NA, Inc. Rio Grande City, Texas		390	39	429	\$4.25
EQT Energy, LLC EQT Energy, LLC St. Clair, Michigan	6,540	6,598	7,499	20,637	\$6.07
ESENTIA GAS, LLC ESENTIA GAS, LLC El Paso, Texas	3,010	2,913	2,890	8,813	\$3.93
ESENTIA GAS, LLC ESENTIA GAS, LLC Presidio, Texas	662	456	567	1,685	\$3.88
ESENTIA GAS, LLC ESENTIA GAS, LLC San Elizario, Texas	10		10	19	\$1.46
Ecogas Mexico S. de R.L. de C.V. IEnova Marketing Calexico, California	995	999	854	2,848	\$4.54
El Paso Marketing Company, L.L.C. Sempra Douglas, Arizona	884	995	238	2,117	\$4.59
El Paso Marketing Company, L.L.C. Various Douglas, Arizona	955	403	246	1,605	\$5.63
Emera Energy Services, Inc. Emera Energy LP Calais, Maine	438	646	674	1,757	\$8.44
Emera Energy Services, Inc. Emera Energy LP Grand Island, New York	312			312	\$5.06
Emera Energy Services, Inc. Emera Energy LP Niagara Falls, New York	3,472	4,248	3,647	11,367	\$5.19
Emera Energy Services, Inc. Emera Energy LP Pittsburg, New Hampshire		10		10	\$3.52



<b>Short-Term Exports Q4 2022</b>					
<b>Short-Term Exporter (Supplier) Point of Exit</b>	<b>Volume (MMcf) and Average Price (\$/MMBtu)</b>				
	<b>October</b>	<b>November</b>	<b>December</b>	<b>Total Volume</b>	<b>Wtd. Avg. Price</b>
Emera Energy Services, Inc. Emera Energy LP St. Clair, Michigan	834	51	50	935	\$5.06
Emera Energy Services, Inc. Emera Energy LP Waddington, New York	15	77	45	138	\$4.93
Enbridge Gas Inc. EQT Energy, LLC Niagara Falls, New York	606	586	606	1,798	\$6.78
Enbridge Gas Inc. Various St. Clair, Michigan	7,997	9,630	12,151	29,778	\$6.08
Energia Azteca X, S.A. de C.V. Saavi Energy Solutions, LLC Ogilby, California	2,938	3,059	2,725	8,723	\$14.50
Energia Chihuahua, S.A. de C.V. Saavi Energy Solutions, LLC Clint, Texas	1,130	1,166	1,024	3,320	\$3.76
Energia de Baja California, S. de R.L. de C.V. Saavi Energy Solutions, LLC Ogilby, California	508	649	544	1,702	\$15.25
Enestas, S.A de C.V Various El Paso, Texas			1	1	\$7.57
Enestas, S.A de C.V Various Laredo, Texas	45	78	104	226	\$9.79
Equinor Natural Gas LLC Equinor Natural Gas LLC Niagara Falls, New York	3,857	3,443	3,557	10,857	\$4.60
Equinor Natural Gas LLC Equinor Natural Gas LLC St. Clair, Michigan	294	290	580	1,164	\$5.26
FortisBC Energy Inc. FortisBC Energy Inc. Sumas, Washington	136		374	510	\$4.00

<b>Short-Term Exports Q4 2022</b>					
<b>Short-Term Exporter (Supplier) Point of Exit</b>	<b>Volume (MMcf) and Average Price (\$/MMBtu)</b>				
	<b>October</b>	<b>November</b>	<b>December</b>	<b>Total Volume</b>	<b>Wtd. Avg. Price</b>
Freepoint Commodities LLC Various St. Clair, Michigan	1,214	856	1,020	3,090	\$5.07
GIGO Transport, Inc. ConocoPhillips El Paso, Texas	650	1,073	1,040	2,763	\$8.17
GIGO Transport, Inc. ConocoPhillips Presidio, Texas	8	8	9	25	\$6.96
GIGO Transport, Inc. ConocoPhillips San Elizario, Texas	194	359	718	1,272	\$8.01
GIGO Transport, Inc. ESENTIA GAS, LLC El Paso, Texas	10			10	\$7.84
Irving Oil Limited Irving Oil Terminals Operations LLC Calais, Maine	5		19	24	\$6.68
J. Aron & Company LLC Various St. Clair, Michigan	404	919	1,268	2,591	\$5.03
Koch Energy Services, LLC Koch Energy Services, LLC Noyes, Minnesota		32	42	74	\$4.59
Koch Energy Services, LLC Koch Energy Services, LLC Sault Ste. Marie, Michigan	47	149	200	396	\$5.48
Koch Energy Services, LLC Koch Energy Services, LLC St. Clair, Michigan	1,636	2,469	3,124	7,229	\$5.86
Macquarie Energy LLC Macquarie Energy LLC Alamo, Texas	85	91	79	255	\$4.69
Macquarie Energy LLC Macquarie Energy LLC Rio Grande City, Texas	1,526	1,627	1,348	4,501	\$5.06

<b>Short-Term Exports Q4 2022</b>					
<b>Short-Term Exporter (Supplier) Point of Exit</b>	<b>Volume (MMcf) and Average Price (\$/MMBtu)</b>				
	<b>October</b>	<b>November</b>	<b>December</b>	<b>Total Volume</b>	<b>Wtd. Avg. Price</b>
Macquarie Energy LLC Macquarie Energy LLC St. Clair, Michigan	627	150	1	777	\$5.05
Macquarie Energy LLC Macquarie Energy LLC Sumas, Washington	60	35	6	101	\$7.75
Macquarie Energy LLC Macquarie Energy LLC Waddington, New York	14			14	\$4.86
Maritimes & Northeast Pipeline, L.L.C. Calais, Maine	4,571	4,562	4,612	13,745	\$7.63
Mercuria Commodities Canada Corporation Mercuria Commodities Canada Corporation Niagara Falls, New York	165	2,289	2,370	4,824	\$5.17
Mercuria Commodities Canada Corporation Mercuria Commodities Canada Corporation Noyes, Minnesota		45		45	\$4.60
Mercuria Commodities Canada Corporation Mercuria Commodities Canada Corporation St. Clair, Michigan	2,597	1,768	2,211	6,576	\$5.42
Mercuria Commodities Canada Corporation Mercuria Commodities Canada Corporation Sumas, Washington	14	5	39	57	\$21.26
Mexicana de Cobre, S.A. de C.V. J. Aron & Company Douglas, Arizona	2,260	2,200	2,217	6,678	\$4.26
Mieco LLC Various St. Clair, Michigan		180		180	\$5.11
Mieco LLC Various St. Clair, Michigan		30	14	44	\$4.69
NS Power Energy Marketing Incorporated Citadel Energy Marketing LLC Calais, Maine	10	20		30	\$7.40

<b>Short-Term Exports Q4 2022</b>					
<b>Short-Term Exporter (Supplier) Point of Exit</b>	<b>Volume (MMcf) and Average Price (\$/MMBtu)</b>				
	<b>October</b>	<b>November</b>	<b>December</b>	<b>Total Volume</b>	<b>Wtd. Avg. Price</b>
NS Power Energy Marketing Incorporated Citadel Energy Marketing LLC Calais, Maine			49	49	\$10.46
NS Power Energy Marketing Incorporated Emera Energy Services, Inc. Calais, Maine	593			593	\$6.55
NS Power Energy Marketing Incorporated Irving Oil Terminals Inc. Calais, Maine		20		20	\$12.18
NS Power Energy Marketing Incorporated PetroChina International (Canada) Inc. Calais, Maine	454		581	1,035	\$5.92
NS Power Energy Marketing Incorporated PetroChina International (Canada) Trading Ltd. Calais, Maine		570		570	\$6.00
NS Power Energy Marketing Incorporated Twin Eagle Resource Management Canada, LLC Calais, Maine		6		6	\$7.12
NS Power Energy Marketing Incorporated Twin Eagle Resource Management, LLC Calais, Maine	9		10	18	\$6.34
New England NG Supply Limited Boston Gas Company Calais, Maine		12		12	\$9.92
New England NG Supply Limited Boston Gas Company d/b/a National Grid Calais, Maine		1		1	\$4.44
New England NG Supply Limited Castleton Commodities Merchant Trading L.P. Calais, Maine	1	4	3	7	\$7.53
New England NG Supply Limited Citadel Energy Marketing LLC Calais, Maine	71	2	28	100	\$7.55
New England NG Supply Limited DTE Energy Trading, Inc. Calais, Maine			9	9	\$17.50

<b>Short-Term Exports Q4 2022</b>					
<b>Short-Term Exporter (Supplier) Point of Exit</b>	<b>Volume (MMcf) and Average Price (\$/MMBtu)</b>				
	<b>October</b>	<b>November</b>	<b>December</b>	<b>Total Volume</b>	<b>Wtd. Avg. Price</b>
New England NG Supply Limited Direct Energy Marketing Limited Calais, Maine		25	39	64	\$9.11
New England NG Supply Limited EDF Trading North America, LLC. Calais, Maine	13	4	7	24	\$7.06
New England NG Supply Limited Emera Energy Inc. Calais, Maine	10	7		17	\$6.45
New England NG Supply Limited Exelon Corporation Calais, Maine	24	15		39	\$5.74
New England NG Supply Limited Irving Oil Commercial GP Calais, Maine			3	3	\$5.75
New England NG Supply Limited Irving Oil Terminals Inc. Calais, Maine	2			2	\$6.14
New England NG Supply Limited New England NG Supply Limited Calais, Maine	348	382	496	1,225	\$4.14
New England NG Supply Limited Tenaska Gas Co & Tenaska Wash Partners L.P. Calais, Maine	7			7	\$6.27
New England NG Supply Limited Twin Eagle Resource Management, LLC Calais, Maine	6		4	10	\$6.62
Pemex Transformacion Industrial MGI Alamo, Texas	775	429	517	1,721	\$5.71
Pemex Transformacion Industrial MGI Clint, Texas	756	735	759	2,250	\$3.93
Pemex Transformacion Industrial MGI Douglas, Arizona	34	45	33	111	\$7.57

<b>Short-Term Exports Q4 2022</b>					
<b>Short-Term Exporter (Supplier) Point of Exit</b>	<b>Volume (MMcf) and Average Price (\$/MMBtu)</b>				
	<b>October</b>	<b>November</b>	<b>December</b>	<b>Total Volume</b>	<b>Wtd. Avg. Price</b>
Pemex Transformacion Industrial MGI McAllen, Texas	1,162	385	337	1,884	\$5.71
Pemex Transformacion Industrial MGI Rio Grande City, Texas	8,629	6,239	3,533	18,401	\$5.71
Pemex Transformacion Industrial MGI Roma, Texas	4,889	4,276	3,903	13,068	\$5.83
Powerex Corp. Storage Sumas, Washington			27	27	\$15.48
Puget Sound Energy, Inc. Puget Sound Energy, Inc. Sumas, Washington	22			22	\$4.70
Rainbow Energy Marketing Corporation ConocoPhillips Presidio, Texas	96	66	58	220	\$3.18
Rainbow Energy Marketing Corporation Mex Gas Supply Hidalgo, Texas	310	300	300	910	\$5.46
Rainbow Energy Marketing Corporation Mex Gas Supply Rio Grande City, Texas	2,735	1,915	2,120	6,770	\$5.40
Rainbow Energy Marketing Corporation Naturgy Servicios, S.A. de C.V. Hidalgo, Texas	436	698	631	1,764	\$5.49
Rainbow Energy Marketing Corporation Naturgy Servicios, S.A. de C.V. Laredo, Texas	584	576	675	1,835	\$4.88
Rainbow Energy Marketing Corporation Pemcorp, S.A.P.I de C.V. Roma, Texas	300	274	228	802	\$4.51

<b>Short-Term Exports Q4 2022</b>					
<b>Short-Term Exporter (Supplier) Point of Exit</b>	<b>Volume (MMcf) and Average Price (\$/MMBtu)</b>				
	<b>October</b>	<b>November</b>	<b>December</b>	<b>Total Volume</b>	<b>Wtd. Avg. Price</b>
Rainbow Energy Marketing Corporation Trafigura Trading LLC McAllen, Texas	616	722	605	1,943	\$5.54
Repsol Energy North America Corporation Repsol Energy Canada Ltd. Calais, Maine	200	325	416	941	\$9.20
Repsol Energy North America Corporation Repsol Energy Canada Ltd. Grand Island, New York	2,888	3,432	3,546	9,866	\$5.64
Rev LNG LLC NiChe LNG, LLC Niagara Falls, New York	19		8	28	\$16.47
SARME ENERGY INC ConocoPhillips Company Ogilby, California	287	316	188	791	\$11.70
Sempra Gas & Power Marketing, LLC Chevron Natural Gas Services, Inc. Ogilby, California	71			71	\$3.97
Sempra Gas & Power Marketing, LLC ConocoPhillips Sasabe, Arizona	221			221	\$3.99
Sempra Gas & Power Marketing, LLC MGI Rio Grande City, Texas	126	293	241	660	\$5.45
Sempra Gas & Power Marketing, LLC NGX Sasabe, Arizona		267		267	\$3.67
Sempra Gas & Power Marketing, LLC Various Calxico, California	982	986	854	2,822	\$9.23
Sempra Gas & Power Marketing, LLC Various Ogilby, California		79	297	376	\$18.01

<b>Short-Term Exports Q4 2022</b>					
<b>Short-Term Exporter (Supplier) Point of Exit</b>	<b>Volume (MMcf) and Average Price (\$/MMBtu)</b>				
	<b>October</b>	<b>November</b>	<b>December</b>	<b>Total Volume</b>	<b>Wtd. Avg. Price</b>
Sempra Gas & Power Marketing, LLC Various Presidio, Texas	46	68	36	149	\$4.08
Sempra Gas & Power Marketing, LLC Various San Elizario, Texas	813	824	833	2,470	\$4.42
Sempra Gas & Power Marketing, LLC Various Sasabe, Arizona			359	359	\$3.99
Sempra LNG International, LLC Sempra Gas & Power Marketing, LLC Ogilby, California	6,921	5,007	5,438	17,366	\$9.55
Sequent Energy Management, L.P. Sequent Energy Management LLC St. Clair, Michigan	1,162			1,162	\$5.08
Sequent Energy Management, L.P. Various Noyes, Minnesota			2	2	\$4.36
Shell Energy North America (US), L.P. Shell Energy North America (US), L.P. Rio Grande City, Texas	1,418	1,816	1,524	4,758	\$5.53
Shell Energy North America (US), L.P. Shell Energy North America (US), L.P. McAllen, Texas	1,521	1,510	1,302	4,334	\$5.54
Shell Energy North America (US), L.P. Shell Energy North America (US), L.P. St. Clair, Michigan		707	786	1,492	\$5.48
Solensa S.A. de CV Various Calexico, California	1	3		4	\$17.69
Spire Marketing Inc. Range Resources St. Clair, Michigan	823	402	352	1,577	\$4.93



<b>Short-Term Exports Q4 2022</b>					
<b>Short-Term Exporter (Supplier) Point of Exit</b>	<b>Volume (MMcf) and Average Price (\$/MMBtu)</b>				
	<b>October</b>	<b>November</b>	<b>December</b>	<b>Total Volume</b>	<b>Wtd. Avg. Price</b>
Spotlight Energy, LLC Spotlight Energy, LLC Sumas, Washington	10	27	42	79	\$17.61
Stabilis GDS, Inc. Stabilis GDS, Inc. Laredo, Texas	84	50	27	160	\$15.99
Stabilis GDS, Inc. Stabilis LNG Eagle Ford, LLC Laredo, Texas	45	22	29	97	\$10.69
Steel Reef Burke LLC Various Portal, North Dakota	57	54	49	160	\$3.53
TM Energy Atlantica Inc. Various Calais, Maine	18	32	20	70	\$6.36
TM Energy Atlantica Inc. BP Energy Company Calais, Maine		2		2	\$6.79
TM Energy Atlantica Inc. Boston Gas Company Calais, Maine		9	29	38	\$7.57
TM Energy Atlantica Inc. Calpine Energy Services, L.P. Calais, Maine		10	7	16	\$4.82
TM Energy Atlantica Inc. Castleton Commodities Merchant Trading L.P. Calais, Maine	218	11	27	256	\$6.35

<b>Short-Term Exports Q4 2022</b>					
<b>Short-Term Exporter (Supplier) Point of Exit</b>	<b>Volume (MMcf) and Average Price (\$/MMBtu)</b>				
	<b>October</b>	<b>November</b>	<b>December</b>	<b>Total Volume</b>	<b>Wtd. Avg. Price</b>
TM Energy Atlantica Inc. Citadel Energy Marketing LLC Calais, Maine		12	9	21	\$9.22
TM Energy Atlantica Inc. DTE Energy Trading, Inc. Calais, Maine		2	5	7	\$6.65
TM Energy Atlantica Inc. Direct Energy Business Marketing, LLC Calais, Maine	136	25	24	186	\$6.55
TM Energy Atlantica Inc. EDF Trading North America, LLC. Calais, Maine		26	24	50	\$8.60
TM Energy Atlantica Inc. Irving Oil Terminals Operations LLC Calais, Maine	1	5		6	\$2.98
TM Energy Atlantica Inc. Maritimes & Northeast Pipeline, L.L.C. Calais, Maine		5		5	\$3.89
TM Energy Atlantica Inc. NS Power Energy Marketing Incorporated Calais, Maine			2	2	\$12.00
TM Energy Atlantica Inc. Portland Natural Gas Transmission System Calais, Maine		18	9	26	\$9.60
TM Energy Atlantica Inc. Sprague Operating Resources LLC Calais, Maine	1		5	6	\$5.40

<b>Short-Term Exports Q4 2022</b>					
<b>Short-Term Exporter (Supplier) Point of Exit</b>	<b>Volume (MMcf) and Average Price (\$/MMBtu)</b>				
	<b>October</b>	<b>November</b>	<b>December</b>	<b>Total Volume</b>	<b>Wtd. Avg. Price</b>
TM Energy Atlantica Inc. Tenaska Marketing Ventures Calais, Maine	6	29	31	66	\$9.40
TM Energy Atlantica Inc. Twin Eagle Resource Management, LLC Calais, Maine	1		5	6	\$8.96
TM Energy Atlantica Inc. Xpress Natural Gas LLC Calais, Maine		2	17	19	\$28.22
Techgen S.A. de C.V. ARM Energy Management LLC Roma, Texas		591	586	1,178	\$5.26
Techgen S.A. de C.V. ConocoPhillips Company Roma, Texas	1,519	439	596	2,554	\$5.31
Techgen S.A. de C.V. Kinder Morgan Roma, Texas		4	11	15	\$5.59
Techgen S.A. de C.V. Morgan Stanley Capital Group Inc. Roma, Texas	304	293	303	899	\$5.27
Techgen S.A. de C.V. Tenaska Marketing Ventures Roma, Texas	1,424	484	1,535	3,443	\$5.51
Tenaska Marketing Ventures Various Detroit, Michigan	1,714	1,669	1,712	5,095	\$5.19

<b>Short-Term Exports Q4 2022</b>					
<b>Short-Term Exporter (Supplier) Point of Exit</b>	<b>Volume (MMcf) and Average Price (\$/MMBtu)</b>				
	<b>October</b>	<b>November</b>	<b>December</b>	<b>Total Volume</b>	<b>Wtd. Avg. Price</b>
Tenaska Marketing Ventures Various Noyes, Minnesota	181	205	188	575	\$4.92
Tenaska Marketing Ventures Various St. Clair, Michigan	1,247	5,019	5,244	11,510	\$5.40
Tenaska Marketing Ventures Various Sumas, Washington		835	281	1,116	\$11.39
Tenaska Marketing Ventures Various Waddington, New York	14	430	179	623	\$5.76
The Berkshire Gas Company Freepoint Commodities LLC Waddington, New York			97	97	\$7.40
The Berkshire Gas Company Twin Eagle Resource Management, LLC Waddington, New York		28		28	\$6.63
The Southern Connecticut Gas Company BP Canada Energy Company Waddington, New York		326	522	849	\$6.77
The Southern Connecticut Gas Company Freepoint Commodities LLC Waddington, New York		228	443	672	\$6.44
The Southern Connecticut Gas Company Shell Energy North America (Canada) Inc. Waddington, New York			49	49	\$5.77

<b>Short-Term Exports Q4 2022</b>					
<b>Short-Term Exporter (Supplier) Point of Exit</b>	<b>Volume (MMcf) and Average Price (\$/MMBtu)</b>				
	<b>October</b>	<b>November</b>	<b>December</b>	<b>Total Volume</b>	<b>Wtd. Avg. Price</b>
Tidal Energy Marketing (U.S.) L.L.C. Various St. Clair, Michigan	1,218	2,246	2,632	6,096	\$5.39
Tidal Energy Marketing Inc. Various St. Clair, Michigan	288	191	114	593	\$6.16
Trafigura Trading LLC Various Laredo, Texas	1,718	1,670	1,641	5,029	\$5.23
TrailStone Energy Marketing, LLC Kinder Morgan Roma, Texas	2,104	2,261	1,852	6,217	\$4.44
Twin Eagle Resource Management, LLC Various St. Clair, Michigan		99	65	164	\$5.33
Uniper Trading Canada Ltd. Uniper Global Commodities North America LLC St. Clair, Michigan	291			291	\$5.35



# Revisions





## Revisions

Transactions listed here show changes from data published in the *Natural Gas Imports and Exports Third Quarter Report 2022*. Revisions usually occur when importers/exporters file late or corrected data after the Report has been published. Specific reasons for revisions are provided for each transaction listed below. Depending on the time period for revised data, Quarterly Reports prior to the Third Quarter 2022 may also be affected. Revisions may affect transaction-level data as well as total volumes and average prices that were previously published.

Date	Importer/ Exporter	Country of Origin/ Destination	Point of Entry/Exit	Activity	Type of Authorization	Supplier	Volume (Mcf)	Price (\$ per MMBtu)	Note
Nov-2020	Vitol Inc.	Canada	Grand Island, New York	Export	Short-Term	Vitol Inc.	21,321	\$ 1.54	Previously not reported.
Nov-2020	Vitol Inc.	Canada	Niagara Falls, New York	Export	Short-Term		947,234	\$ 2.03	Previously not reported.
Dec-2020	Vitol Inc.	Canada	Grand Island, New York	Export	Short-Term		370,849	\$ 2.06	Previously not reported.
Dec-2020	Vitol Inc.	Canada	Niagara Falls, New York	Export	Short-Term		150,423	\$ 2.40	Previously not reported.
Jan-2021	Vitol Inc.	Canada	Grand Island, New York	Export	Short-Term		38,014	\$ 2.38	Previously not reported.
Jan-2021	Vitol Inc.	Canada	Niagara Falls, New York	Export	Short-Term		61,647	\$ 2.78	Previously not reported.
Feb-2021	Vitol Inc.	Canada	Grand Island, New York	Export	Short-Term		160,067	\$ 2.35	Previously not reported.
Feb-2021	Vitol Inc.	Canada	Niagara Falls, New York	Export	Short-Term		43,127	\$ 2.69	Previously not reported.
Mar-2021	Vitol Inc.	Canada	Grand Island, New York	Export	Short-Term		478,446	\$ 1.98	Previously not reported.
Mar-2021	Vitol Inc.	Canada	Niagara Falls, New York	Export	Short-Term		389,197	\$ 2.28	Previously not reported.
Apr-2021	Vitol Inc.	Canada	Grand Island, New York	Export	Short-Term		763,944	\$ 2.04	Previously not reported.
Apr-2021	Vitol Inc.	Canada	Niagara Falls, New York	Export	Short-Term		550,367	\$ 2.46	Previously not reported.
May-2021	Vitol Inc.	Canada	Grand Island, New York	Export	Short-Term		570,229	\$ 2.37	Previously not reported.
May-2021	Vitol Inc.	Canada	Niagara Falls, New York	Export	Short-Term		602,903	\$ 2.74	Previously not reported.
Jun-2021	Vitol Inc.	Canada	Grand Island, New York	Export	Short-Term		216,550	\$ 2.49	Previously not reported.
Jun-2021	Vitol Inc.	Canada	Niagara Falls, New York	Export	Short-Term		1,081,673	\$ 2.94	Previously not reported.
Jul-2021	Vitol Inc.	Canada	Grand Island, New York	Export	Short-Term		947,655	\$ 3.15	Previously not reported.
Jul-2021	Vitol Inc.	Canada	Niagara Falls, New York	Export	Short-Term		537,192	\$ 3.30	Previously not reported.
Aug-2021	Vitol Inc.	Canada	Grand Island, New York	Export	Short-Term		1,085,282	\$ 3.81	Previously not reported.
Aug-2021	Vitol Inc.	Canada	Niagara Falls, New York	Export	Short-Term		387,969	\$ 3.95	Previously not reported.
Sep-2021	Vitol Inc.	Canada	Grand Island, New York	Export	Short-Term		886,080	\$ 4.60	Previously not reported.
Sep-2021	Vitol Inc.	Canada	Niagara Falls, New York	Export	Short-Term		628,911	\$ 4.64	Previously not reported.
Oct-2021	Vitol Inc.	Canada	Grand Island, New York	Export	Short-Term		634,371	\$ 5.14	Previously not reported.
Oct-2021	Vitol Inc.	Canada	Niagara Falls, New York	Export	Short-Term		759,664	\$ 4.99	Previously not reported.
Dec-2021	Vitol Inc.	Canada	Grand Island, New York	Export	Short-Term		346,667	\$ 3.03	Previously not reported.
Dec-2021	Vitol Inc.	Canada	Niagara Falls, New York	Export	Short-Term		596,683	\$ 3.46	Previously not reported.
Jan-22	Coahuila Energy LLC	United States	Eagle Pass, TX	Export	Short-Term	ConocoPhillips	575,773	\$ 5.97	Previously not reported.
Jan-2022	Pemex Transformacion Industrial	Mexico	Galvan Ranch, TX	Import	Short-Term	MGI	24,207	\$ 3.12	Price changed from \$3.16 to \$3.12.
Jan-2022	Pemex Transformacion Industrial	Mexico	Galvan Ranch, TX	Import	Short-Term	MGI	24,207	\$ 3.12	Price changed from \$3.16 to \$3.12.
Jan-2022	Vitol Inc.	Canada	Niagara Falls, NY	Export	Short-Term	Vitol Inc.	111,953	\$ 3.37	Previously not reported.
Jan-2022	Vitol Inc.	Canada	Grand Island, NY	Export	Short-Term	Vitol Inc.	45,393	\$ 3.52	Previously not reported.
Jan-2022	Vitol Inc.	Canada	Niagara Falls, NY	Export	Short-Term	Vitol Inc.	111,953	\$ 3.37	Previously not reported.
Jan-2022	Vitol Inc.	Canada	Grand Island, NY	Export	Short-Term	Vitol Inc.	45,393	\$ 3.52	Previously not reported.

Date	Importer/ Exporter	Country of Origin/ Destination	Point of Entry/Exit	Activity	Type of Authorization	Supplier	Volume (Mcf)	Price (\$ per MMBtu)	Note
Feb-22	Coahuila Energy LLC	United States	Eagle Pass, TX	Export	Short-Term	ConocoPhillips	548,009	\$ 7.54	Previously not reported.
Feb-2022	Vitol Inc.	Canada	Niagara Falls, NY	Export	Short-Term	Vitol Inc.	140,220	\$ 4.26	Previously not reported.
Feb-2022	Vitol Inc.	Canada	Grand Island, NY	Export	Short-Term	Vitol Inc.	176,670	\$ 4.17	Previously not reported.
Feb-2022	Vitol Inc.	Canada	Niagara Falls, NY	Export	Short-Term	Vitol Inc.	140,220	\$ 4.26	Previously not reported.
Feb-2022	Vitol Inc.	Canada	Grand Island, NY	Export	Short-Term	Vitol Inc.	176,670	\$ 4.17	Previously not reported.
Mar-22	Coahuila Energy LLC	United States	Eagle Pass, TX	Export	Short-Term	ConocoPhillips	613,498	\$ 5.60	Previously not reported.
Mar-2022	Pemex Transformacion Industrial	Mexico	Galvan Ranch, TX	Import	Short-Term	MGI	24,549	\$ 3.57	Price changed fro \$3.61 to \$3.57.
Mar-2022	Pemex Transformacion Industrial	Mexico	Galvan Ranch, TX	Import	Short-Term	MGI	24,549	\$ 3.57	Price changed fro \$3.61 to \$3.57.
Mar-2022	Vitol Inc.	Canada	Niagara Falls, NY	Export	Short-Term	Vitol Inc.	366,778	\$ 4.50	Previously not reported.
Mar-2022	Vitol Inc.	Canada	Grand Island, NY	Export	Short-Term	Vitol Inc.	530,201	\$ 4.38	Previously not reported.
Mar-2022	Vitol Inc.	Canada	Niagara Falls, NY	Export	Short-Term	Vitol Inc.	366,778	\$ 4.50	Previously not reported.
Mar-2022	Vitol Inc.	Canada	Grand Island, NY	Export	Short-Term	Vitol Inc.	530,201	\$ 4.38	Previously not reported.
Apr-22	Coahuila Energy LLC	United States	Eagle Pass, TX	Export	Short-Term	ConocoPhillips	562,283	\$ 6.44	Previously not reported.
Apr-2022	Vitol Inc.	Canada	Niagara Falls, NY	Export	Short-Term	Vitol Inc.	327,818	\$ 6.51	Previously not reported.
Apr-2022	Vitol Inc.	Canada	Grand Island, NY	Export	Short-Term	Vitol Inc.	217,266	\$ 6.16	Previously not reported.
Apr-2022	Vitol Inc.	Canada	Niagara Falls, NY	Export	Short-Term	Vitol Inc.	327,818	\$ 6.51	Previously not reported.
Apr-2022	Vitol Inc.	Canada	Grand Island, NY	Export	Short-Term	Vitol Inc.	217,266	\$ 6.16	Previously not reported.
May-22	Coahuila Energy LLC	United States	Eagle Pass, TX	Export	Short-Term	ConocoPhillips	616,346	\$ 8.45	Previously not reported.
May-2022	Pemex Transformacion Industrial	Mexico	Galvan Ranch, TX	Import	Short-Term	MGI	23,552	\$ 6.16	Volume changed from \$6.23 to \$6.16.
May-2022	Pemex Transformacion Industrial	Mexico	Galvan Ranch, TX	Import	Short-Term	MGI	23,552	\$ 6.16	Volume changed from \$6.23 to \$6.16.
May-2022	Vitol Inc.	Canada	Niagara Falls, NY	Export	Short-Term	Vitol Inc.	896,861	\$ 7.90	Previously not reported.
May-2022	Vitol Inc.	Canada	Grand Island, NY	Export	Short-Term	Vitol Inc.	805,593	\$ 7.73	Previously not reported.
May-2022	Vitol Inc.	Canada	Niagara Falls, NY	Export	Short-Term	Vitol Inc.	896,861	\$ 7.90	Previously not reported.
May-2022	Vitol Inc.	Canada	Grand Island, NY	Export	Short-Term	Vitol Inc.	805,593	\$ 7.73	Previously not reported.
Jun-22	Certarus Ltd.	United States	Sweetgrass, MT	Import	Short-Term	Various	600	\$ 2.01	Previously not reported.
Jun-22	Certarus Ltd.	United States	Sweetgrass, MT	Export	Short-Term	Various	330	\$ 2.01	Previously not reported.
Jun-22	Coahuila Energy LLC	United States	Eagle Pass, TX	Export	Short-Term	ConocoPhillips	579,898	\$ 9.90	Previously not reported.
Jun-2022	Pemex Transformacion Industrial	Mexico	Galvan Ranch, TX	Import	Short-Term	MGI	23,648	\$ 7.89	Volume changed from \$7.89 to \$7.81.
Jun-2022	Pemex Transformacion Industrial	Mexico	Galvan Ranch, TX	Import	Short-Term	MGI	23,648	\$ 7.89	Volume changed from \$7.89 to \$7.81.
Jun-22	Stabilis GDS, Inc.	United States	Laredo, TX	Export	Short-Term	Stabilis LNG Eagle Ford, LLC	2,329	\$15.47	Price changed from \$1547.00 to \$15.47.
Jun-2022	Vitol Inc.	Canada	Niagara Falls, NY	Export	Short-Term	Vitol Inc.	881,274	\$ 7.37	Previously not reported.
Jun-2022	Vitol Inc.	Canada	Grand Island, NY	Export	Short-Term	Vitol Inc.	460,243	\$ 7.56	Previously not reported.
Jun-2022	Vitol Inc.	Canada	Niagara Falls, NY	Export	Short-Term	Vitol Inc.	881,274	\$ 7.37	Previously not reported.
Jun-2022	Vitol Inc.	Canada	Grand Island, NY	Export	Short-Term	Vitol Inc.	460,243	\$ 7.56	Previously not reported.
Jul-22	Certarus Ltd.	United States	Sweetgrass, MT	Export	Short-Term	Various	930	\$ 2.03	Previously not reported.
Jul-22	Coahuila Energy LLC	United States	Eagle Pass, TX	Export	Short-Term	ConocoPhillips	619,005	\$ 7.82	Previously not reported.
Jul-2022	Pemex Transformacion Industrial	Mexico	Galvan Ranch, TX	Import	Short-Term	MGI	23,442		Price changed from \$5.58 to \$5.52.
Jul-2022	Pemex Transformacion Industrial	Mexico	Galvan Ranch, TX	Import	Short-Term	MGI	23,442		Price changed from \$5.58 to \$5.52.
Jul-2022	Vitol Inc.	Canada	Niagara Falls, NY	Export	Short-Term	Vitol Inc.	788,645	\$ 6.59	Previously not reported.
Jul-2022	Vitol Inc.	Canada	Grand Island, NY	Export	Short-Term	Vitol Inc.	463,990	\$ 6.48	Previously not reported.
Jul-2022	Vitol Inc.	Canada	Niagara Falls, NY	Export	Short-Term	Vitol Inc.	788,645	\$ 6.59	Previously not reported.
Jul-2022	Vitol Inc.	Canada	Grand Island, NY	Export	Short-Term	Vitol Inc.	463,990	\$ 6.48	Previously not reported.
Aug-22	Certarus Ltd.	United States	Sweetgrass, MT	Import	Short-Term	Various	75	\$ 1.98	Previously not reported.
Aug-22	Certarus Ltd.	United States	Sweetgrass, MT	Export	Short-Term	Various	75	\$ 1.98	Previously not reported.
Aug-22	Coahuila Energy LLC	United States	Eagle Pass, TX	Export	Short-Term	ConocoPhillips	645,801	\$ 9.05	Previously not reported.
Aug-2022	Pemex Transformacion Industrial	Mexico	Galvan Ranch, TX	Import	Short-Term	MGI	24,354	\$ 7.51	Price changed from \$7.60 to \$7.51.
Aug-2022	Pemex Transformacion Industrial	Mexico	Galvan Ranch, TX	Import	Short-Term	MGI	24,354	\$ 7.51	Price changed from \$7.60 to \$7.51.
Aug-2022	Vitol Inc.	Canada	Grand Island, NY	Export	Short-Term	Vitol Inc.	413,295	\$ 8.41	Previously not reported.
Aug-2022	Vitol Inc.	Canada	Niagara Falls, NY	Export	Short-Term	Vitol Inc.	686,888	\$ 8.44	Previously not reported.

Date	Importer/ Exporter	Country of Origin/ Destination	Point of Entry/Exit	Activity	Type of Authorization	Supplier	Volume (Mcf)	Price (\$ per MMBtu)	Note
Aug-2022	Vitol Inc.	Canada	Grand Island, NY	Export	Short-Term	Vitol Inc.	413,295	\$ 8.41	Previously not reported.
Aug-2022	Vitol Inc.	Canada	Niagara Falls, NY	Export	Short-Term	Vitol Inc.	686,888	\$ 8.44	Previously not reported.
Sep-22	Certarus Ltd.	United States	Sweetgrass, MT	Import	Short-Term	Various	340	\$ 1.89	Previously not reported.
Sep-22	Certarus Ltd.	United States	Sweetgrass, MT	Export	Short-Term	Various	60	\$ 1.89	Previously not reported.
Sep-22	Coahuila Energy LLC	United States	Eagle Pass, TX	Export	Short-Term	ConocoPhillips	560,690	\$ 9.88	Previously not reported.
Sep-2022	Pemex Transformacion Industrial	Mexico	Galvan Ranch, TX	Import	Short-Term	MGI	20,489	\$ 7.77	Price changed from \$7.85 to \$7.77.
Sep-2022	Pemex Transformacion Industrial	Mexico	Galvan Ranch, TX	Import	Short-Term	MGI	20,489	\$ 7.77	Price changed from \$7.85 to \$7.77.
Oct-2022	Pemex Transformacion Industrial	Mexico	Galvan Ranch, TX	Import	Short-Term	MGI	23,971	\$ 4.59	Price changed from \$4.65 to \$4.59.
Oct-2022	Pemex Transformacion Industrial	Mexico	Galvan Ranch, TX	Import	Short-Term	MGI	23,971	\$ 4.59	Price changed from \$4.65 to \$4.59.
Nov-2022	Pemex Transformacion Industrial	Mexico	Galvan Ranch, TX	Import	Short-Term	MGI	21,936	\$ 4.59	Volume changed from 20,730 Mcf to 21,936 Mcf and price changed from \$4.65 to \$4.59.
Nov-2022	Pemex Transformacion Industrial	Mexico	Galvan Ranch, TX	Import	Short-Term	MGI	21,936	\$ 4.59	Volume changed from 20,730 Mcf to 21,936 Mcf and price changed from \$4.65 to \$4.59.
Dec-2022	Pemex Transformacion Industrial	Mexico	Galvan Ranch, TX	Import	Short-Term	MGI	23,197	\$ 5.26	Volume changed from 21,921 Mcf to 23,197 Mcf and price changed from \$5.32 to \$5.26.
Dec-2022	Pemex Transformacion Industrial	Mexico	Galvan Ranch, TX	Import	Short-Term	MGI	23,197	\$ 5.26	Volume changed from 21,921 Mcf to 23,197 Mcf and price changed from \$5.32 to \$5.26.