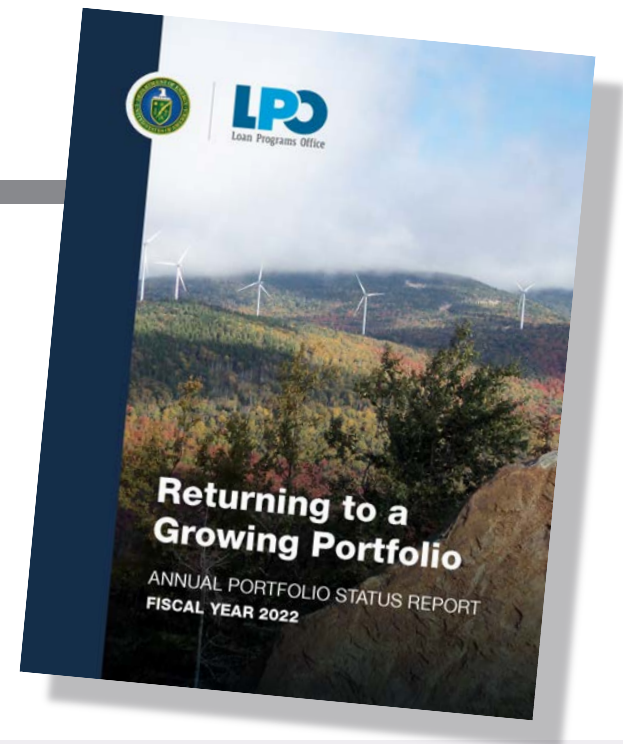


# Annual Portfolio Status Report FY 2022

Returning to a Growing Portfolio



# APSR FY 2022: Key Accomplishments

## FY 2022 BY THE NUMBERS

### Key Accomplishments

- Borrowers repaid a combined \$1.7 billion in principal and an additional \$523 million in interest.
- As of FYE 2022, the portfolio's internal exposure-weighted risk rating stands at 'BBB-', establishing a new high-water mark in portfolio history.
- Closing of ACES project, LPO's first green hydrogen asset and first new project in nearly a decade.
- Ford repaid in full, the first loan to reach full term.
- Blue Mountain prepaid in full—7th loan in LPO history to do so.



# APSR FY 2022: Portfolio Performance

## LPO PORTFOLIO PERFORMANCE SUMMARY as of end of FY 2022

Loan & Loan Guarantees Issued	\$36.3 billion
Conditional Commitments	\$3.6 billion
Amount Disbursed	\$31.6 billion
Principal Repaid	\$13.7 billion
Interest Paid*	\$4.3 billion
Actual and Estimated Losses	\$1.0 billion
Losses as % of Total Disbursement	3%

\* Calculated without respect to Treasury's borrowing cost.




# APSR FY 2022: Climate & Jobs Impact

Climate impacts attributable to LPO-supported projects


Cumulative jobs impact to date

## During FY 2022:

 over  
**9.5 million**  
MWh clean energy  
produced


equivalent to...


 **900,000**  
homes powered

 **3.8 million**  
tons of CO<sub>2</sub> displaced

 **62,450**  
advanced technology  
vehicles produced

equivalent to...

 **2.1 million**  
gallons of gasoline  
displaced

 **18,800**  
tons of CO<sub>2</sub> displaced

## Cumulative to date:



over

**45,000**

permanent jobs created

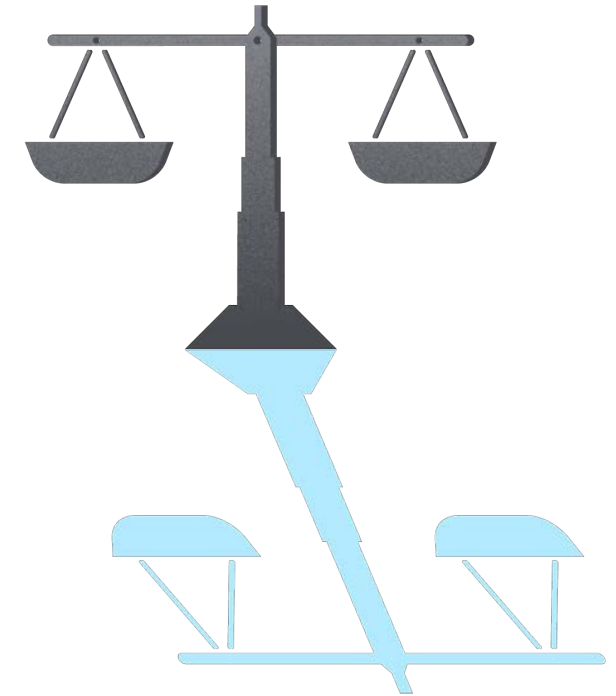


# APSR FY 2022: Risk Management

Through FY 2022, LPO's realized and expected losses of just over \$1 billion represent only 3% of funds disbursed to date, which compares favorably to loss rates of major commercial lending institutions.

## Continuing a Focus on Risk Management

- Establishing a robust and consistent process for deep due diligence of applications in review.
- Improving internal and external coordination of the processes involved in the oversight of LPO programs.
- Proactively monitoring and managing transactions after loan closing through a dynamic portfolio management process.
- Staffing Risk Management Division and Portfolio Management Division with professionals with deep experience in underwriting and monitoring complex transactions and for whom responsible stewardship of taxpayer money is a top priority.



# APSR FY 2022: Good Governance

LPO has implemented a number of good governance reforms consistent with the intent of the Energy Act of 2020.

## · Good Governance Reforms Implemented

- Work with the U.S. Department of Treasury to obtain a written analysis of the financial terms and conditions of any proposed Title 17 loan.
- Executed an updated Memorandum of Understanding with Treasury memorializing this process and used MOU in both Title 17 conditional commitments during FY2022.
- Infrastructure Investment and Jobs Act (IIJA) clarified and codified certain loan evaluation processes already in practice by LPO:
  - Evaluation elements for the reasonable prospect of repayment as a condition of loan approval.
  - Aligns statute with LPO's practice of ensuring political influence does not impact project selection.



# APSR FY 2022: Portfolio Project Data

Fiscal Year Ended Program	9/30/2020		9/30/2021		9/30/2022	
	Title 17	ATVM	Title 17	ATVM	Title 17	ATVM
Total Active Projects (#)	18	1	18	1	15	0
Projects in Construction (#)	1	0	1	0	2	0
Projects in Operation (#)	17	1	17	1	13	0
Projects Unfunded (#)	0	0	0	0	0	0
Generation Capacity (MW)	3,963	N/A	3,963	N/A	3,963	N/A
Electricity Generated (GWh, Cumulative)	74,352	N/A	84,306	N/A	93,722	N/A
CO <sub>2</sub> Avoided (Mtonnes, Cumulative)	35.0	25.0	39.2	25.4	42.5	26.0
Production Capacity (Million Vehicles/Year)	N/A	1.5	N/A	0.5	N/A	0.06
Vehicles Produced (Million, Cumulative)	N/A	20.0	N/A	20.6	N/A	21.6

**Table Notes:**

- Electricity generated data for active projects in LPO portfolio are being actively monitored and collected; however, for projects that have left the program (i.e., Alamosa, Blue Mountain, Kahuku, Genesis, Tonopah, Granite), a process is in place to collect the data based on the publicly reported information, but the reporting cycle differs from LPO's actively monitored projects in the portfolio and is trued up annually.
- The decline in Production Capacity (Million Vehicles/Year) is driven by Ford's ramp-down production schedule with DOE as it exited the portfolio.
- ATVM CO<sub>2</sub> avoided only includes data for the first year of vehicle deployment.
- Previous year data that differs from data in previously published reports is due to adjustments resulting from reconciling final numbers and error correction.



# APSR FY 2022: Disbursement History

## LPO Disbursement History (\$MM)





# APSR FY 2022: Repayment History

## LPO Repayment History (\$MM)

