

Natural Gas Imports and Exports Third Quarter Report 2022



Prepared by:

U.S. Department of Energy
Office of Regulation, Analysis, and Engagement
Office of Resource Sustainability



Map shows the Exports of Domestically-Produced LNG Delivered by Vessel.

(Cumulative starting from February 2016 through September 2022.)

NATURAL GAS IMPORTS AND EXPORTS

**THIRD QUARTER REPORT
2022**

**Division of Natural Gas Regulation
Office of Regulation, Analysis, and Engagement
Office of Resource Sustainability
Office of Fossil Energy and Carbon Management
U.S. Department of Energy**

ngreports@hq.doe.gov

Table of Contents

	Summary	1
1	Quarterly Summary	3
	Maps of Imports & Exports by Point of Entry/Exit.....	5
	Graphical Summaries & Comparisons.....	11
	Tabular Summaries & Comparisons	23
	1a Quarter in Review.....	25
	1b All Import/Export Activities YTD 2022 vs. YTD 2021	26
	1c All Import/Export Activities 3 rd Quarter 2022 vs. 2 nd Quarter 2022	27
	1d All Import/Export Activities 3 rd Quarter 2022 vs. 3 rd Quarter 2021.....	27
	1e Pipeline Imports 3 rd Quarter 2022 vs. 2 nd Quarter 2022.....	28
	1f Pipeline Imports 3 rd Quarter 2022 vs. 3 rd Quarter 2021	28
	1g Pipeline Exports 3 rd Quarter 2022 vs. 2 nd Quarter 2022	29
	1h Pipeline Exports 3 rd Quarter 2022 vs. 3 rd Quarter 2021.....	29
	1i Trucked LNG Imports 3 rd Quarter 2022 vs. 2 nd Quarter 2022.....	30
	1j Trucked LNG Imports 3 rd Quarter 2022 vs. 3 rd Quarter 2021	30
	1k Trucked LNG Exports 3 rd Quarter 2022 vs. 2 nd Quarter 2022.....	31
	1l Trucked LNG Exports 3 rd Quarter 2022 vs. 3 rd Quarter 2021	31
	1m Trucked CNG Imports 3 rd Quarter 2022 vs. 2 nd Quarter 2022	32
	1n Trucked CNG Imports 3 rd Quarter 2022 vs. 3 rd Quarter 2021.....	32
	1o Trucked CNG Exports 3 rd Quarter 2022 vs. 2 nd Quarter 2022	33
	1p Trucked CNG Exports 3 rd Quarter 2022 vs. 3 rd Quarter 2021	33
	1q Short-Term Pipeline Imports by Point of Entry.....	34
	1r Long-Term Pipeline Imports by Point of Entry	35
	1s Short-Term Pipeline Exports by Point of Exit.....	36
	1t Long-Term Pipeline Exports by Point of Exit.....	37
	1u Short-Term Imports by Month, 2020 - YTD 2022.....	38
	1v Long-Term Imports by Month, 2020 - YTD 2022.....	39
2	LNG	41
	2 LNG Export Map and Table.....	43
	2a Shipments of Domestically-Produced LNG Delivered YTD 2022	44
	2b Shipments of Domestically-Produced LNG Shipped by ISO Container YTD 2022.....	73
	2c Shipments of LNG Re-Exported YTD 2022.....	82
	2d LNG Imports by Country, Receiving Terminal, and Importer YTD 2022	83
	2e Shipments of LNG Received YTD 2022	84
	2f Shipments of LNG Received YTD 2022, Puerto Rico.....	85
3	All Imports & Exports	87
	3a Natural Gas Pipeline Imports by Point of Entry and Type of Authorization	89
	3b Natural Gas Imports by U.S. Market Area.....	91
	3c Natural Gas Pipeline Exports by Point of Exit and Type of Authorization.....	92
	3d Volume and Price Report: Long-Term Imports.....	94
	3e Volume and Price Report: Long-Term Exports	95
	3f Short-Term Importers	100
	3g Short-Term Sales/Imports.....	103
	3h Short-Term Exporters.....	129
	3i Short-Term Sales/Exports	131
4	Revisions	149

Quarterly Summary

SUMMARY

The Office of Regulation, Analysis, and Engagement, Division of Natural Gas Regulation prepares quarterly reports on natural gas import and export activities. Companies are required, as a condition of their authorizations, to file monthly reports. This Natural Gas Import and Export Report is for the third quarter of 2022 (July through September).

Sections 1 and 2 contain quarterly summary charts, tables, and a map displaying U.S. LNG exports by vessel. Section 3 contains the detailed transactions of all imports and exports. The data in Section 3 are organized by activity: long-term imports, long-term exports, short-term imports, and short-term exports. Section 4 lists revisions made to data published previously. There is a table of contents for your convenience.

Third Quarter 2022 Highlights

The July through September months saw the lower-48 states export a total of 895.7 Bcf of LNG (including shipments of LNG in cryogenic ISO containers, not including re-exports) through the Sabine Pass LNG, Cove Point LNG, Corpus Christi, Cameron, Venture Global, and Elba Island export facilities during the third quarter. The Countries of Destination Table shows the destinations for these 297 LNG by vessel cargos, not including ISO container shipments. The Countries of Destination Table also includes 94 smaller shipment cargos of LNG in cryogenic ISO containers to Antigua and Barbuda, Bahamas, Haiti, and Jamaica from Fort Lauderdale and Miami, Florida.

U.S. imports totaled 752.9 Bcf and U.S. exports totaled 1,637.2 Bcf (not including re-exports), resulting in net U.S. exports of 884.3 Bcf. As usual, most of the imports by pipeline came from Canada, comprising 99.9 percent of the total imports. LNG imports (truck and vessel) and U.S. imports from Mexico made up the remainder, 0.1 percent of total imports. Mexico eclipsed Canada in total natural gas by U.S. pipeline exports, with 72.4 percent going to Mexico and 27.6 percent to Canada. Total U.S. exports by pipeline equal 45.3 percent of total U.S. exports, with the remaining 54.7 percent of total U.S. exports being very small volumes of LNG trucked exports to Canada and Mexico, as well as LNG by vessel cargos (including ISO containers) to the countries listed in the Countries of Destination Table.

Countries of Destination Table: Third Quarter 2022 U.S. LNG Exports by Vessel and ISO Container		
Argentina	Indonesia	Spain
Belgium	Italy	Taiwan
Brazil	Jamaica	Thailand
Chile	Japan	Turkey
China	Kuwait	United Kingdom
Colombia	Lithuania	Antigua and Barbuda (ISO)
Croatia	Netherlands	Bahamas (ISO)
Dominican Republic	Poland	Haiti (ISO)
France	Portugal	Jamaica (ISO)
Greece	Singapore	
India	South Korea	

Third Quarter 2022 vs. Second Quarter 2022 - Highlights

As illustrated in the tables in Section 1, total imports increased 3.0 percent compared to last quarter. Pipeline imports from Canada increased by 2.2 percent, with pipeline imports from Mexico also increasing by 606.5 percent (although from a very small initial volume base). LNG imports by vessel increased 1,062.3 percent. Canadian imports by pipeline prices were down by 3.9 percent from last quarter while Mexican imports by pipeline prices were up by 207.5 percent from last quarter. LNG import by vessel prices rose by 6.7 percent.

Total U.S. exports were 1,637.3 Bcf, 6.5 percent lower than the second quarter 2022 total. A 1.1 percent decrease in U.S. exports by pipeline to Mexico which is complemented by a 9.6 percent decrease in U.S. exports by pipeline to Canada. Prices of U.S. pipeline exports to Mexico increased by 5.9 percent with prices of U.S. pipeline exports to Canada also having increased by 7.3 percent.

Additionally, there were 297 domestic LNG exports by vessel (not including re-exports) and 94 cargos by ISO container this quarter, with 895.7 Bcf in cargos being shipped to the countries listed in the Countries of Destination Table. Total trucked U.S. import volumes (for LNG and CNG) decreased by 18.9 percent while total trucked export volumes (for LNG and CNG) decreased by 26.7 percent in the third quarter when compared with the second quarter 2022. Total trucked U.S. export prices (for LNG and CNG) decreased by 34.3 percent and import prices (for LNG and CNG) increased by 8.0 percent, compared to last quarter.

Third Quarter 2022 vs. Third Quarter 2021 – Highlights

Total U.S. imports were up 8.3 percent from the third quarter of 2021. Pipeline imports from Canada increased 7.9 percent, while pipeline imports from Mexico increased by 28.7 percent (although from a small base), and LNG imports by vessel increased 90.8 percent. The average price of pipeline imports increased by 69.2 percent and LNG by vessel import prices rose 55.7 percent. Trucked imports increased 14.7 percent from last year (although from a small base), with those prices increasing 37.1 percent.

Total U.S. exports fell 1.7 percent compared to the third quarter of 2021. U.S. pipeline exports to Canada decreased by 3.4 percent and U.S. pipeline exports to Mexico decreased by 5.9 percent. Total U.S. trucked exports decreased by 42.6 percent. Overall, U.S. exports by pipeline decreased by 5.2 percent while prices increased by 79.2 percent, compared to the third quarter of 2021.

Imports and Exports of LNG by Vessel

LNG imports by vessel increased 1,062.3 percent compared to last quarter and rose by 90.8 percent compared to the third quarter of 2021. Two LNG cargos (5.6 Bcf) were imported by vessel this quarter, compared to one cargo (0.5 Bcf) in the second quarter of 2022 and two cargos (2.9 Bcf) in the third quarter of 2021. LNG import prices by vessel were 6.7 percent higher than the last quarter and 55.7 percent higher than in the third quarter of 2021.

There were 297 exports of domestically-produced LNG (not including re-exports) and 93 cargos by ISO container in this quarter (895.7 Bcf), compared to 317 by vessel and 93 by ISO container in the last quarter (981.7 Bcf) and 289 cargos by vessel and 82 by ISO container in the third quarter of 2021 (882.8 Bcf). The U.S. re-exported seven cargos of LNG in this quarter (0.1 Bcf) and re-exported six cargos of LNG in the last quarter (0.1 Bcf). The U.S. re-exported zero cargos of LNG in the third quarter of 2021 (0).

During this quarter, 22 LNG cargos were delivered to Puerto Rico (14.9 Bcf), compared to 17 in the second quarter 2022 (14.0 Bcf) and 31 in the third quarter of 2021 (21.2 Bcf).

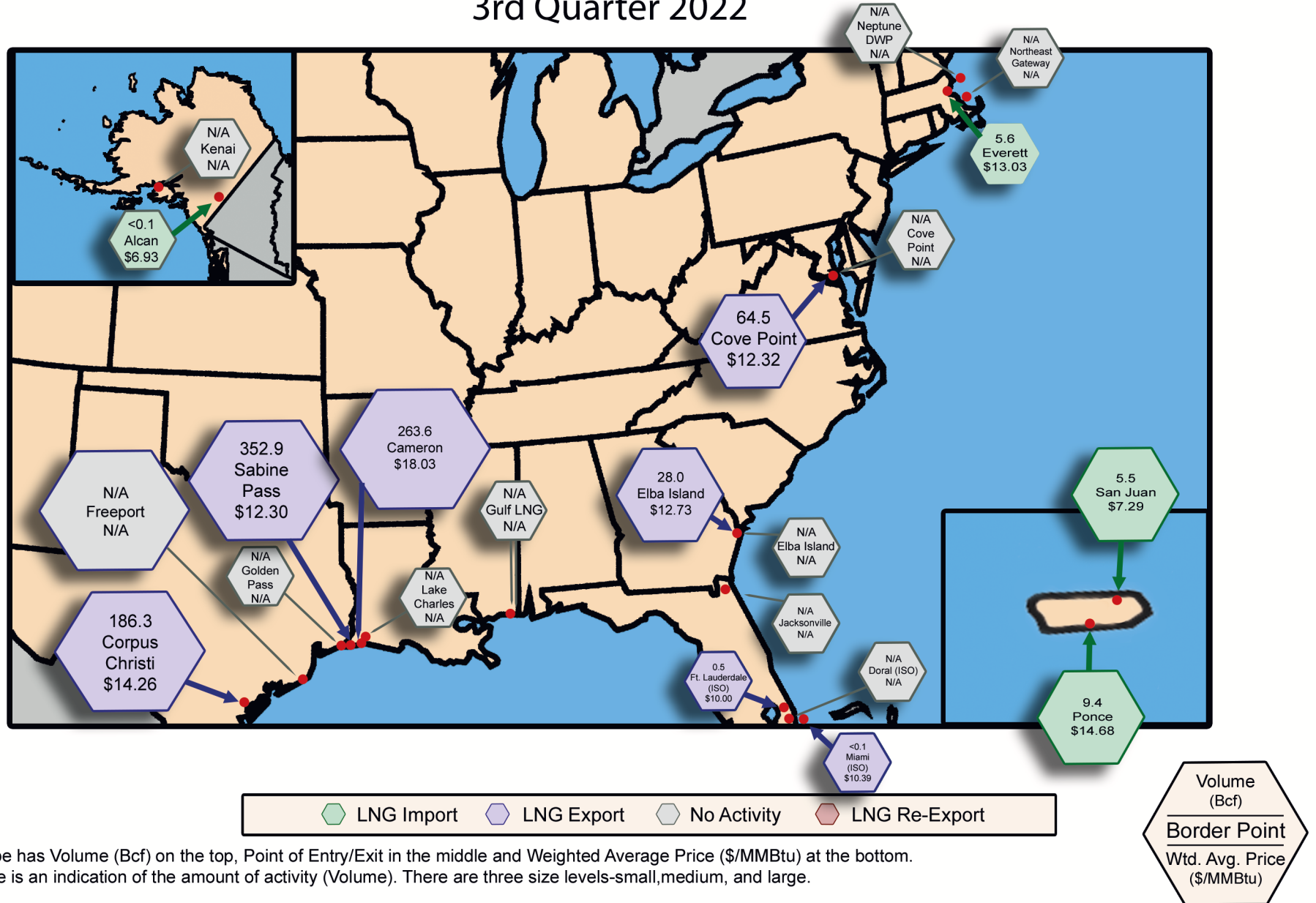
Please note that the data presented in the charts and tables are subject to rounding. Data in this Report is subject to revision. Revisions occur when companies file late or corrected data after the Report has been published. The Quarterly Report is available on the Fossil Energy Web Site at <http://energy.gov/node/601551>. We welcome questions or comments about this Report; they can be emailed to us at ngreports@hq.doe.gov.

Maps of Imports & Exports by Point of Entry/Exit

LNG Terminals
&
Canada and Mexico Border Maps

Vessel-Borne LNG Imports, Exports & Re-Exports by Terminal

3rd Quarter 2022



Note: Each shape has Volume (Bcf) on the top, Point of Entry/Exit in the middle and Weighted Average Price (\$/MMBtu) at the bottom. Shape size is an indication of the amount of activity (Volume). There are three size levels-small, medium, and large.

Natural Gas Imports & Exports by Border Point

Western and Midwest United States/Canada Border

3rd Quarter 2022

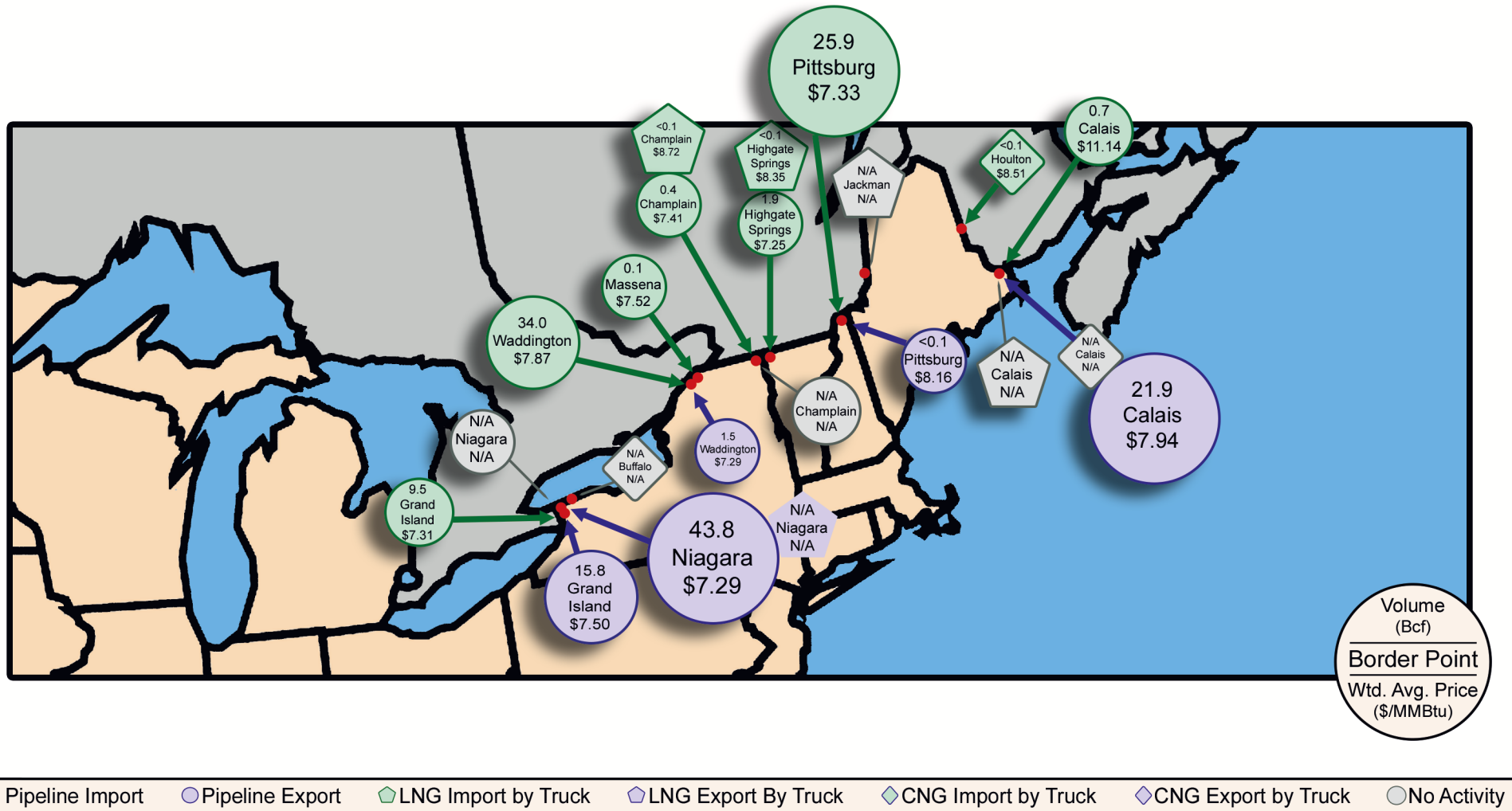


Note: Each shape has Volume (Bcf) on the top, Point of Entry/Exit in the middle and Weighted Average Price (\$/MMBtu) at the bottom. Shape size is an indication of the amount of activity (Volume). There are three size levels shown on this map- small, medium, and large.

Natural Gas Imports & Exports by Border Point

Northeast United States/Canada Border

3rd Quarter 2022

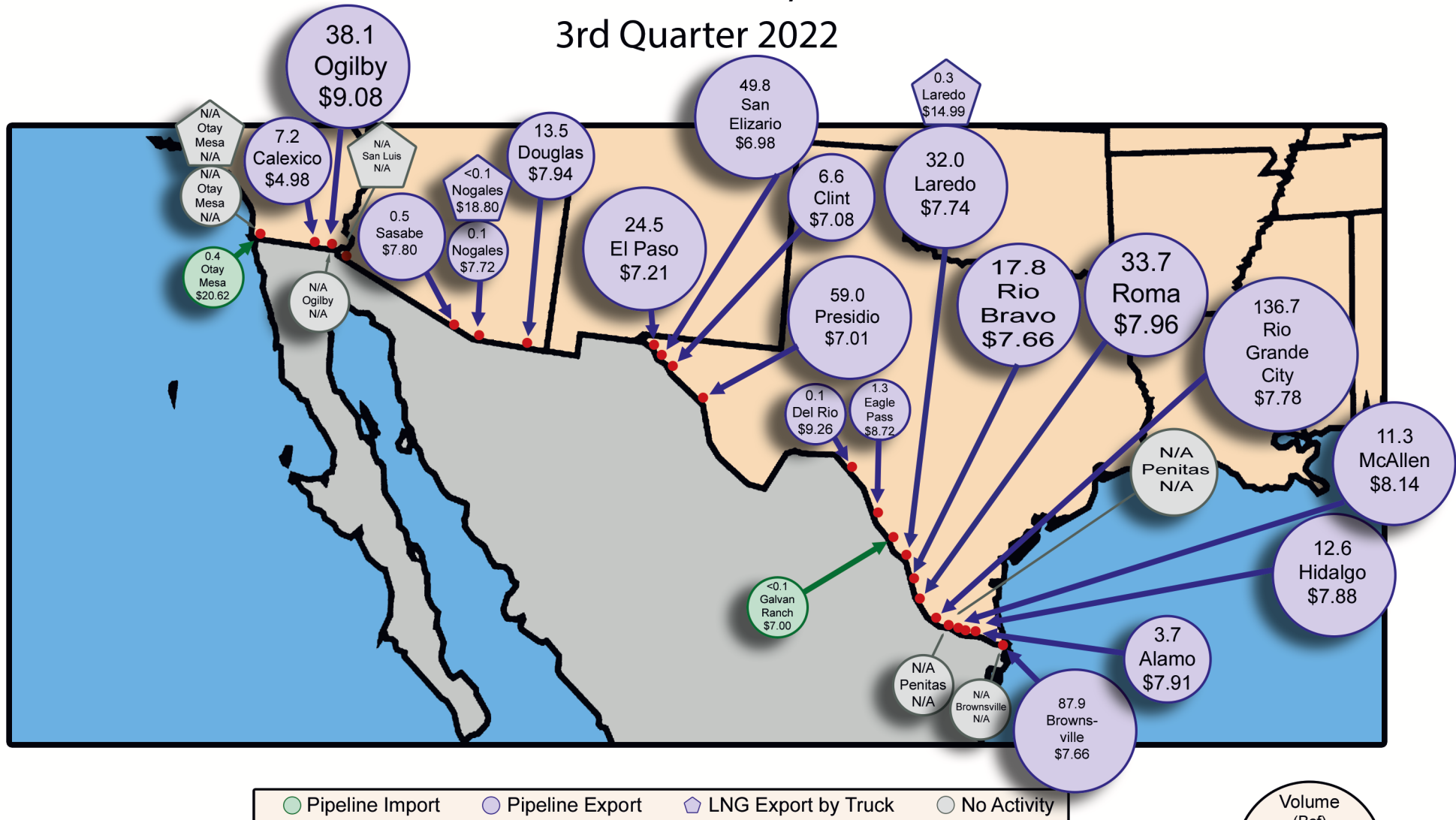


Note: Each shape has Volume (Bcf) on the top, Point of Entry/Exit in the middle and Weighted Average Price (\$/MMBtu) at the bottom.
 Shape size is an indication of the amount of activity (Volume). There are three size levels shown on this map- small, medium and large.
 CNG is short for Compressed Natural Gas.

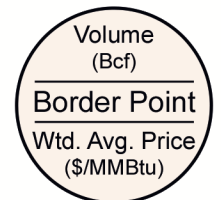
Natural Gas Imports & Exports by Border Point

Southwest United States/Mexico Border

3rd Quarter 2022



Note: Each shape has Volume (Bcf) on the top, Point of Entry/Exit in the middle and Weighted Average Price (\$/MMBtu) at the bottom. Shape size is an indication of the amount of activity (Volume). There are three size levels shown on this map. *Rio Grande City, Texas is a new export point, related to the NET Mexico pipeline in the US, which connects to the Los Ramones pipeline in Mexico. Sasabe, Arizona is also a new export point, related to the Sierrita Project, a lateral from the El Paso South Mainline in the US, which connects to the Sasabe-Guaymas system in Mexico.




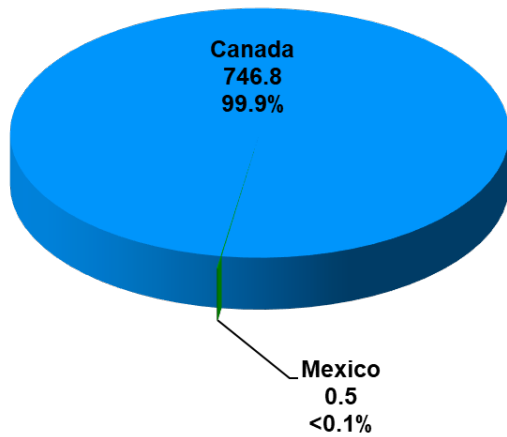
Graphical Summaries and Comparisons

Quarter in Review
&
Comparisons with Other Quarters

Natural Gas Imports by Pipeline and Truck 3Q2022

Total Imports (pipeline and truck) – 747.3 Bcf

Natural Gas Imports (pipeline and truck), 3Q2022 (Bcf) Average Import Price, 3Q2022 (\$/MMBtu)

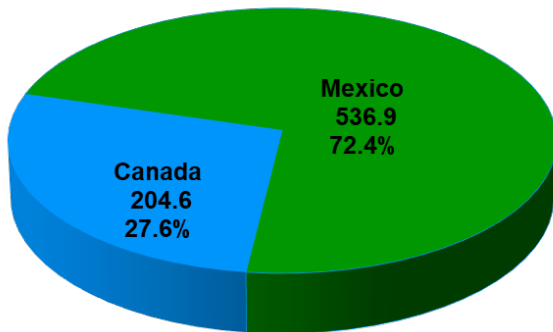


- In the third quarter of 2022, the U.S. imported 747.3 Bcf of natural gas by pipeline and truck.
- Nearly all imports by pipeline and truck originated in Canada, continuing a long-term trend. Mexico provided a very small 0.5 Bcf (<0.1 percent) of imports by pipeline and truck.
- Import prices averaged in the range of \$6.03 per MMBtu from Canada to \$18.80 per MMBtu from Mexico.

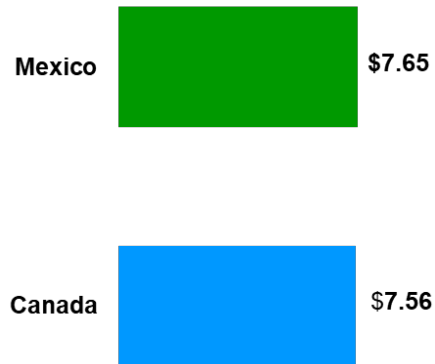
Domestic Natural Gas Exports by Pipeline and Truck 3Q2022

Total Exports (pipeline and truck) – 741.5 Bcf

Natural Gas Exports (pipeline and truck), 3Q2022
(Bcf)



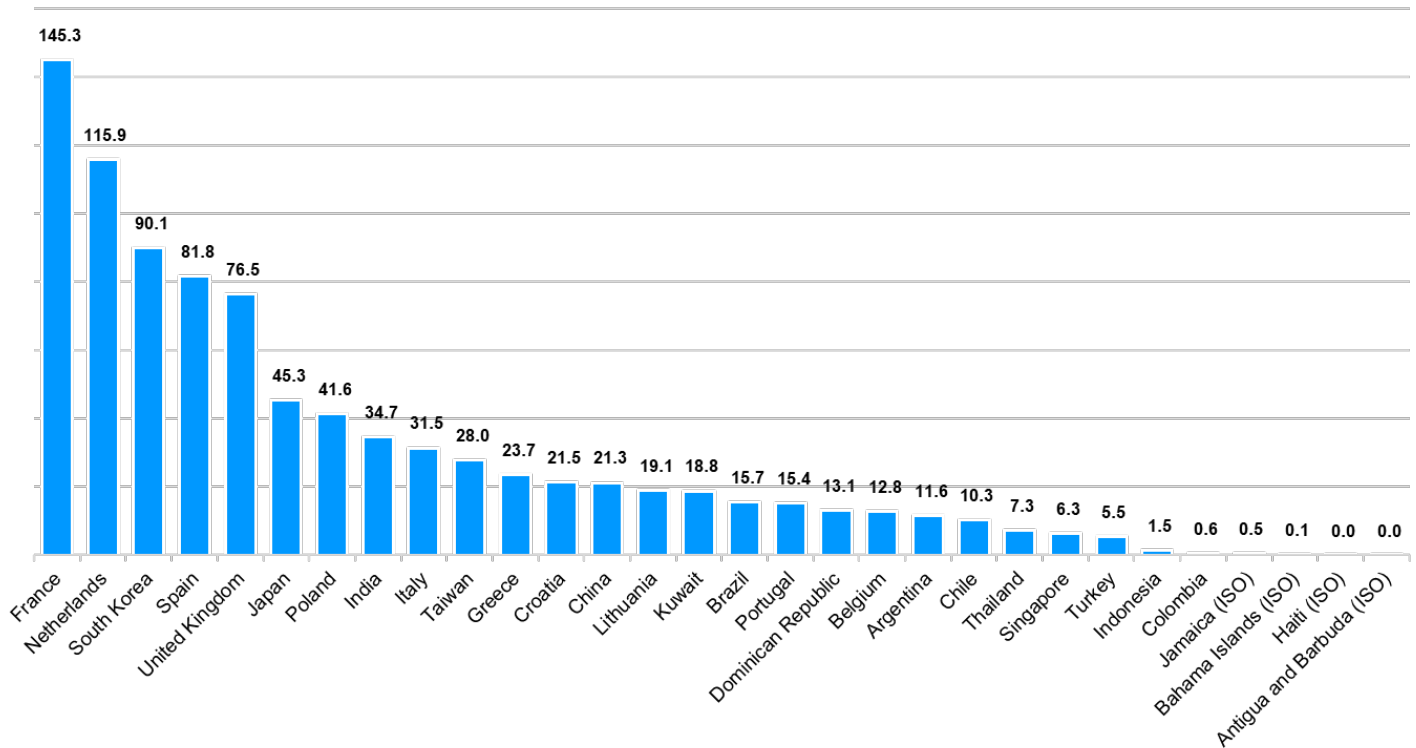
Avg. Export Price (pipeline and truck), 3Q2022
(\$/MMBtu)



- About 72 percent of U.S. exports by pipeline and truck of domestically-produced natural gas during the third quarter were sent to Mexico, while about 28 percent were sent to Canada.
- Prices of exports by pipeline and truck to Canada and Mexico were \$7.56 and \$7.65 per MMBtu, respectively.

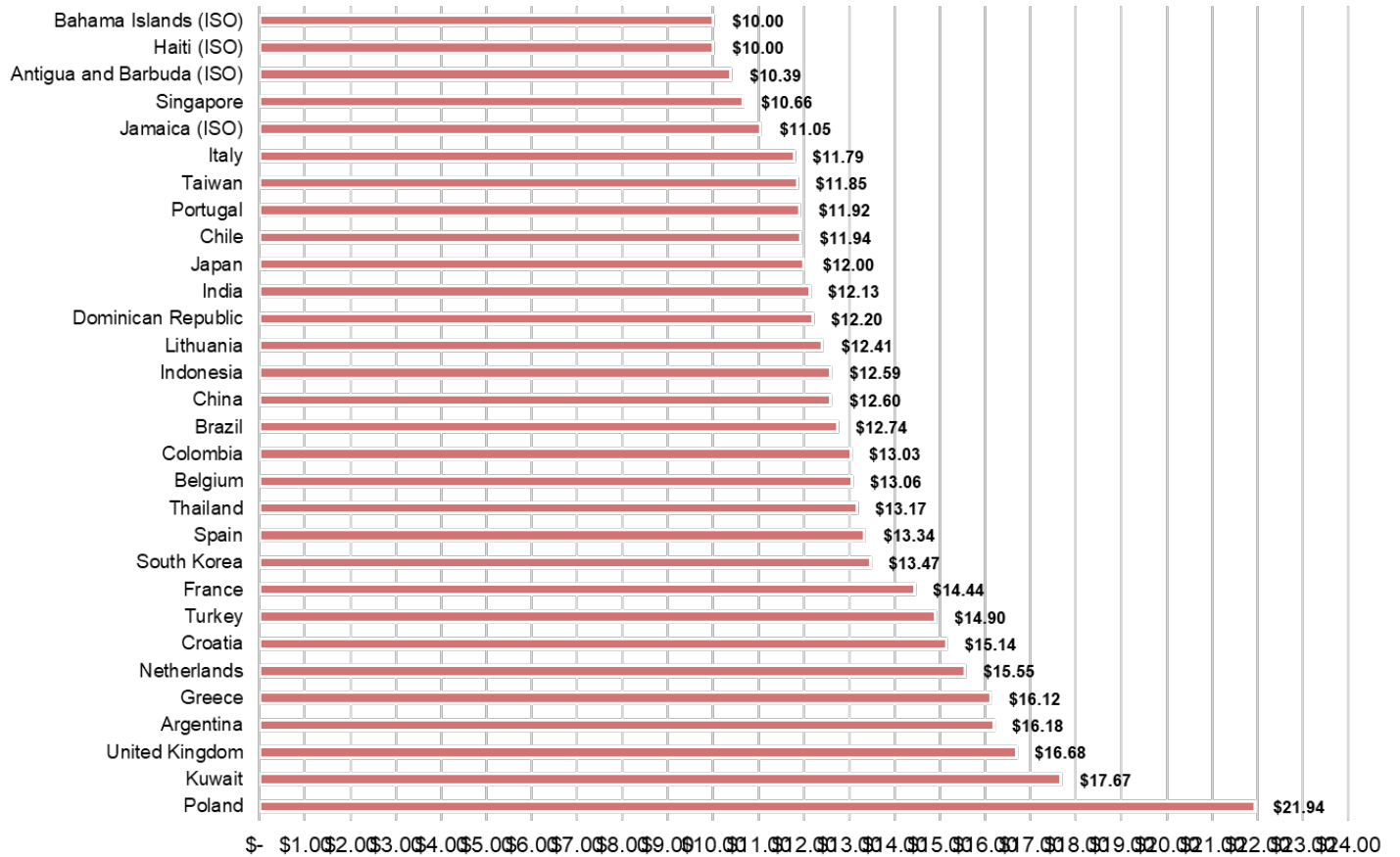
Liquefied Natural Gas Exports by Vessel and ISO Container, 3Q2022

Total Exports – 895.7 Bcf



- U.S. LNG exports by vessel to France, Netherlands, South Korea, Spain, and the United Kingdom make up 48.3 percent of U.S. LNG exports during the third quarter, with a very small volume of less than one percent being U.S. exports by ISO container to Barbados, the Bahama Islands, Haiti, Antigua and Barbuda, and Jamaica.

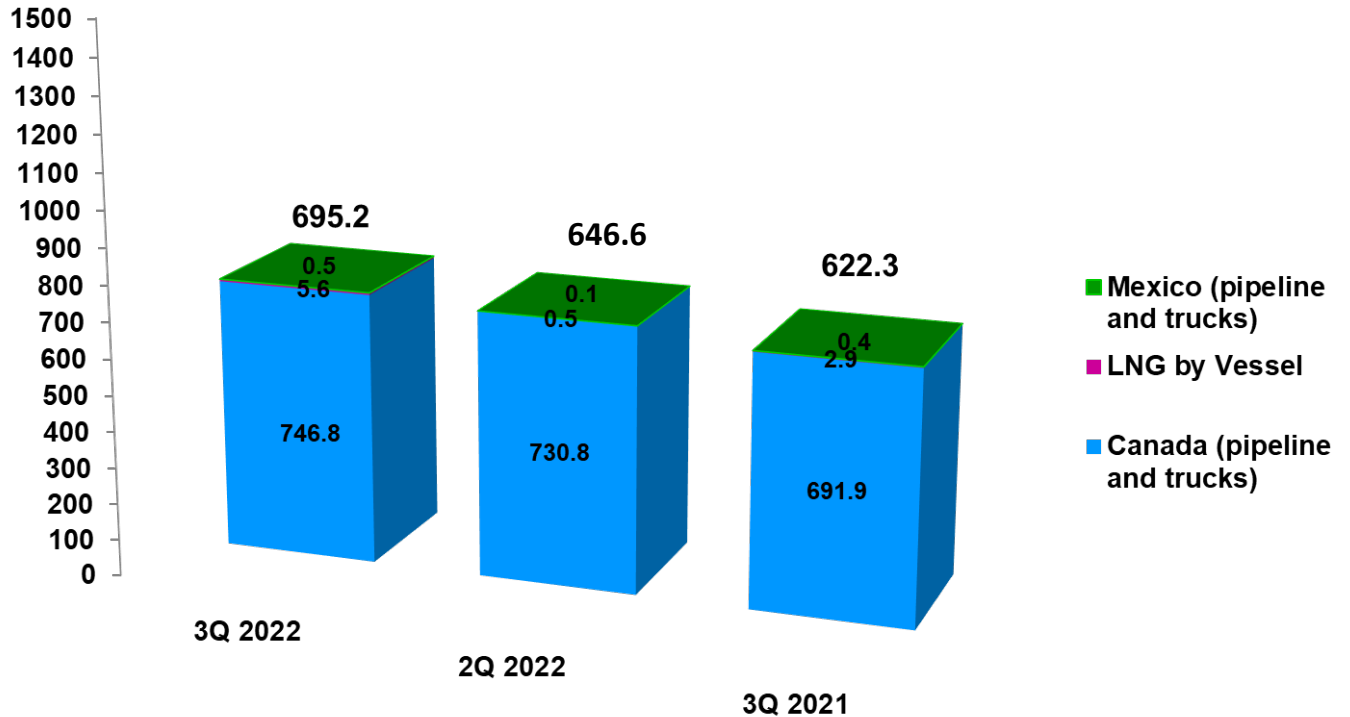
Average Prices (\$/MMBtu) of Liquefied Natural Gas Exports by Vessel and ISO Container, 3Q2022



- Prices of exports by vessel ranged from as low as \$10.66.29 per MMBtu to Singapore and as high as \$21.94 per MMBtu to Poland for U.S. LNG exports by vessel in the third quarter. On the ISO container side, the U.S. LNG exports by ISO (Barbados, Bahama Islands, Haiti, Antigua and Barbuda, and Jamaica) container averaged \$10 per MMBtu, except for ISO exports to Antigua and Barbuda, which averaged \$10.39.

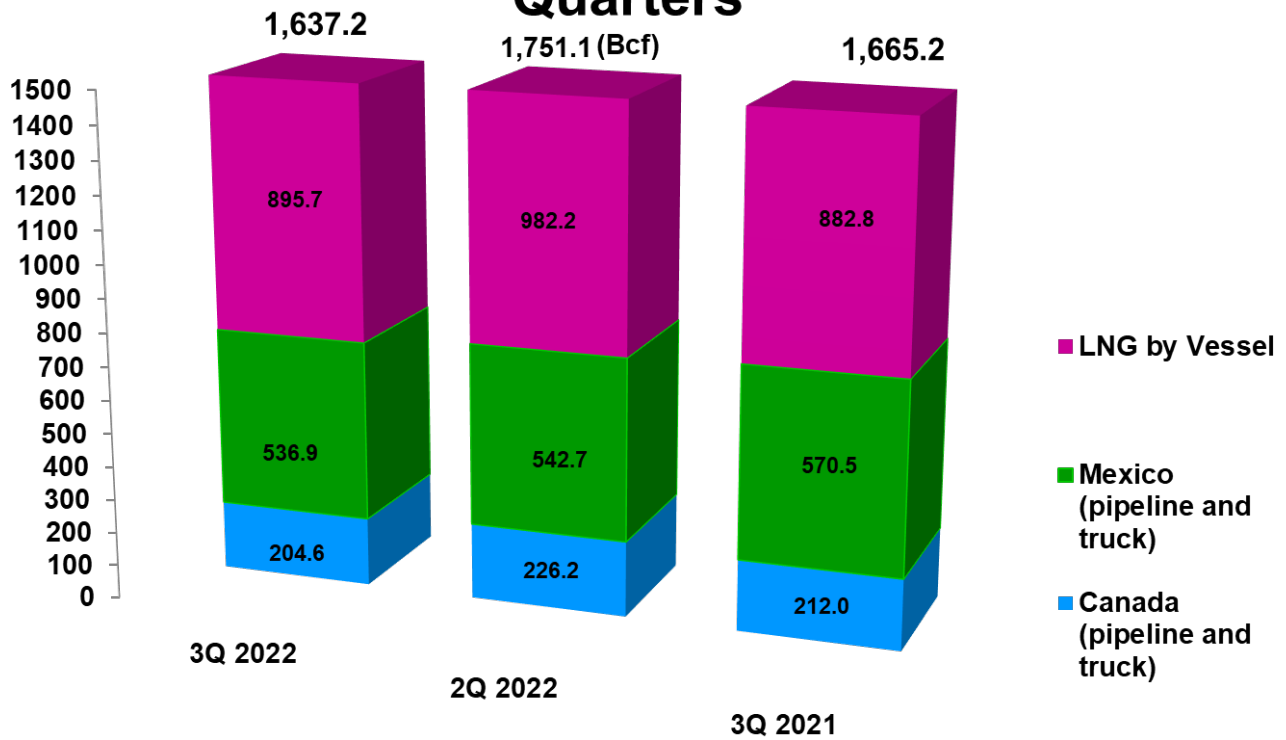
Comparison of 3Q2022 Imports with Previous Quarters

(Bcf)



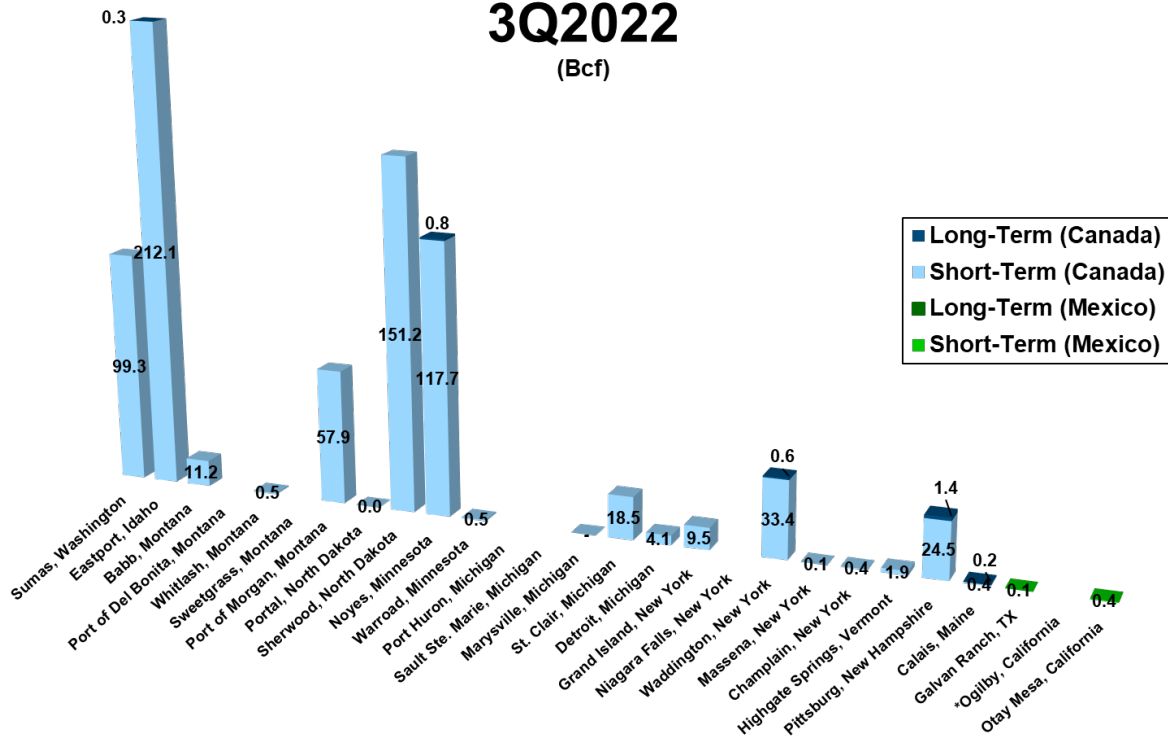
- The total volume of third quarter imports is higher than the second quarter of 2022 and also higher than the third quarter of 2021.
- The increase in imports from the second quarter of 2022 is due to an increase in imports from Canada. Imports from Mexico remained at a very low level.

Comparison of 3Q2022 Exports with Previous Quarters



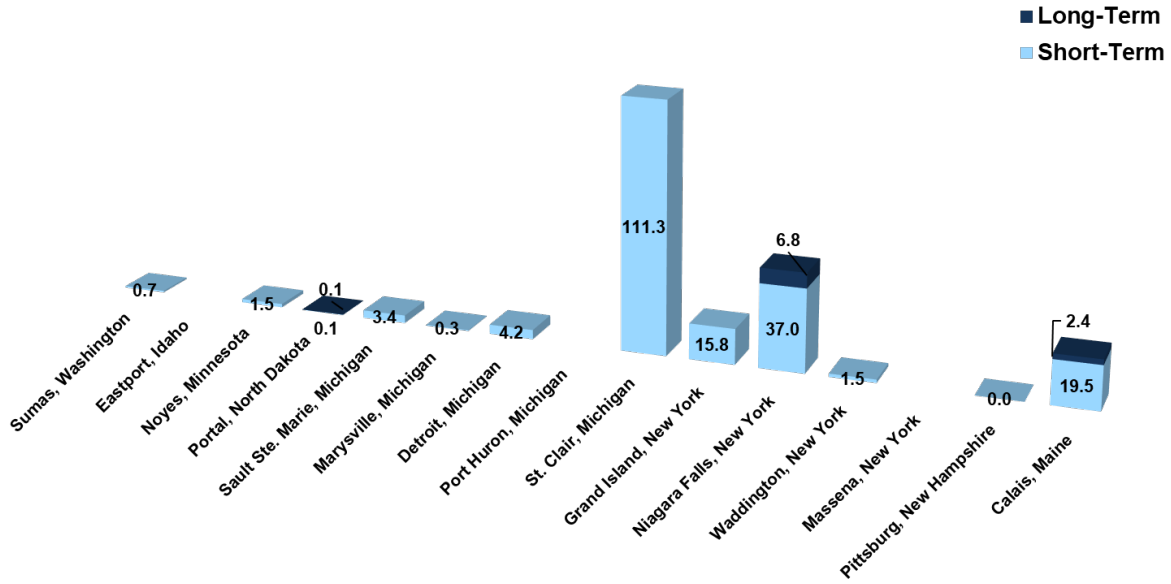
- Export volumes in the third quarter of 2022 were higher than the second quarter of 2022 but lower than the third quarter of 2021.
- Exports to Canada by pipeline and truck were lower in the third quarter of 2022 than in the second quarter of 2022 and than in the third quarter of 2021.
- Exports to Mexico by pipeline and truck were lower in the third quarter of 2022 than in the second quarter of 2022 and were also lower than the third quarter of 2020.
- Exports by LNG by vessel during the third quarter of 2022 were 9.7 percent lower than the second quarter 2022 and were also 1.5 percent higher than the third quarter of 2021.

Pipeline Imports by Entry Point 3Q2022 (Bcf)



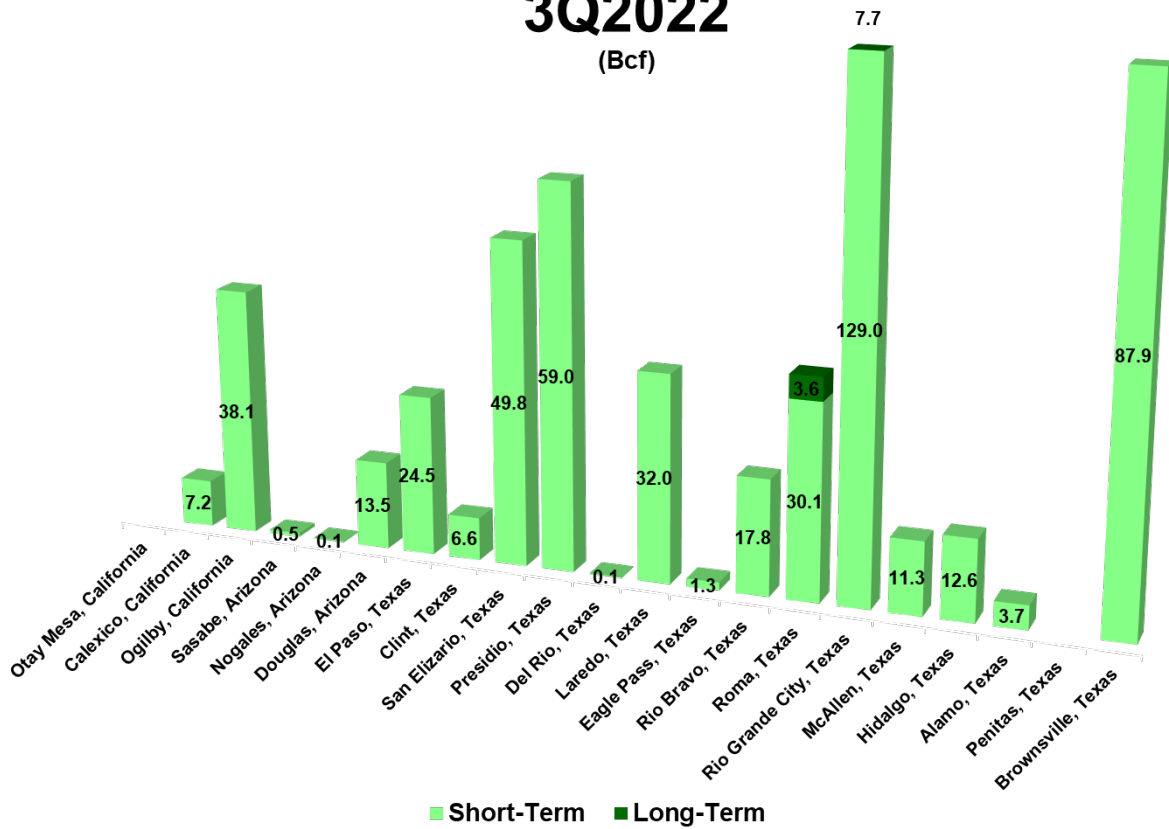
- Volumes of natural gas imported under short-term authorizations during the third quarter continued to eclipse volumes imported under long-term authorizations at all entry points.
- Eastport, Idaho experienced the highest volume of imports from Canada, at 28.4 percent of the total. Sherwood, North Dakota and Noyes, Minnesota had the second and third largest import volumes, accounting for 20.2 percent and 15.9 percent of the total, respectively. These three points, along with Sumas, Washington, Port of Morgan, Montana, and Waddington, New York handled 90.1 percent of all imports from Canada during the third quarter.
- Continuing a trend of negligible imports from Mexico in recent years, only a small volume of natural gas was brought into the country from Mexico, through two entry points, during the third quarter.

Pipeline Exports to Canada by Exit Point 3Q2022 (Bcf)



- St. Clair, Michigan continued to handle most exports by pipeline to Canada – 54.4 percent for the third quarter – with Niagara Falls, New York handling just over 21.4 percent of the pipeline exports to Canada.
- There were also a small volume of exports to Canada under long-term authorizations in the third quarter through Portal, North Dakota, Niagara Falls, New York, and Calais, Maine.

Pipeline Exports to Mexico by Exit Point 3Q2022 (Bcf)




- The United States continued to export natural gas to Mexico through a large number of exit points using short-term authorizations during the third quarter. However, 51.4 percent of the gas transited three points: Rio Grande City, Texas, Brownsville, Texas, and Presidio, Texas.
- There was also a smaller volume of gas exported through long-term authorizations through Roma, Texas and Rio Grande City, Texas.
- Rio Grande City, Texas is the largest point of export to Mexico.

LNG Import Volume (vessel) by Country 3Q2022 (Bcf)




- Trinidad & Tobago was the only supplier of LNG to the United States in the third quarter.

LNG Import Volume (vessel) by Terminal 3Q2022 (Bcf)



- Everett, MA, was the only U.S. terminal receiving LNG during the third quarter.

LNG Import Volume (vessel) by Company 3Q2022 (Bcf)



- Constellation LNG, LLC was the only U.S. importer of LNG during the third quarter.

Tabular Summaries and Comparisons

Quarter and Year-to-Date in Review
&
Comparisons with Previous Quarters

Table 1a

Quarter in Review 3rd Quarter 2022			
	Volume (Bcf)	Volume (Bcf/d)	Avg. Price (\$/MMBtu)
<u>IMPORTS</u>			
Pipeline Imports:			
Canada	746.7	8.1	\$6.03
Mexico	0.5	0.0	\$18.80
Total Pipeline Imports	747.2	8.1	\$6.04
Trucked Imports:			
Canada	0.1	0.0	\$8.90
Total Trucked Imports	0.1	0.0	\$8.90
LNG Imports by Vessel:			
Trinidad and Tobago	5.6	0.1	\$13.03
Total LNG Imports by Vessel	5.6	0.1	\$13.03
TOTAL IMPORTS	752.9	8.2	\$6.09
<u>EXPORTS</u>			
Pipeline Exports:			
Canada	204.6	2.2	\$7.56
Mexico	536.6	5.8	\$7.64
Total Pipeline Exports	741.2	8.1	\$7.62
Trucked Exports:			
Canada	-	-	\$0.00
Mexico	0.3	0.0	\$15.29
Total Trucked Exports	0.3	0.0	\$15.29
Domestic LNG Exports	895.7	9.7	\$14.41
LNG Re-Exports	0.1	0.0	\$18.62
Total LNG Exports by Vessel	895.8	9.7	
TOTAL EXPORTS	1,637.3	17.8	
LNG Imports to Puerto Rico	14.9	0.2	\$11.95

Notes

- Very small volumes shown as zero due to rounding.
- Trucked U.S. Imports from Canada include CNG by Truck (79,608 Mcf) and LNG by Truck (35,227 Mcf).
- Trucked U.S. Exports to Canada include CNG by Truck (0 Mcf) and LNG by Truck (0 Mcf).
- Trucked U.S. Exports to Mexico are entirely LNG by Truck (273,249 Mcf).
- Natural gas pipeline import and export prices are the prices at the U.S. border.
- LNG import prices are landed prices.
- Domestically produced LNG export prices are delivered prices.
- LNG re-exports are exports of foreign-sourced LNG that was previously imported into the U.S. These prices are FOB prices.
- LNG imports to Puerto Rico are shown separately in this table and elsewhere in this report, for informational purposes only. Please note that these imports are not reflected in any U.S. totals because U.S. totals only reflect activity involving one or more of the 50 states or the District of Columbia.

All Import/Export Activities YTD 2022 vs. YTD 2021									
	YTD 2022			YTD 2021			Percentage Change		
	Volume (Bcf)	Volume (Bcf/d)	Avg. Price (\$/MMBtu)	Volume (Bcf)	Volume (Bcf/d)	Avg. Price (\$/MMBtu)	Volume	Avg. Price	
IMPORTS									
	Canada	2,305.1	8.4	\$5.81	2,143.5	7.8	\$3.28	7.5%	77.4%
	Mexico	0.9	0.0	\$13.81	1.6	0.0	\$11.64	-43.9%	18.6%
Total Pipeline Imports		2,306.0	8.4	\$5.82	2,145.1	7.8	\$3.28	7.5%	77.1%
	Canada	0.4	0.0	\$10.69	0.3	0.0	\$5.36	45.3%	99.5%
Total Trucked Imports		0.4	0.0	\$10.69	0.3	0.0	\$5.36	45.3%	99.5%
LNG Imports by Vessel		19.5	0.1	\$26.51	18.1	0.1	\$8.03	8.0%	230.3%
TOTAL IMPORTS		2,325.9	8.5	\$5.99	2,163.4	7.9	\$3.32	7.5%	80.3%
EXPORTS									
	Canada	690.7	2.5	\$6.58	681.0	2.5	\$3.31	1.4%	98.6%
	Mexico	1,577.6	5.8	\$6.60	1,637.6	6.0	\$5.48	-3.7%	20.5%
Total Pipeline Exports		2,268.3	8.3	\$6.59	2,318.5	8.5	\$4.84	-2.2%	36.2%
	Canada	0.3	0.0	\$6.37	0.3	0.0	\$6.37	0.0%	0.0%
	Mexico	0.8	0.0	\$10.24	0.8	0.0	\$10.24	0.0%	0.0%
Total Trucked Exports		1.1	0.0	\$9.14	1.1	0.0	\$9.14	0.0%	0.0%
Domestic LNG Exports		2,269.9	8.3	\$6.59	2,319.2	8.5	\$4.84	-2.1%	36.2%
LNG Re-Exports		0.2	0.0	\$19.42	0.0	0.0	\$0.00	N/A	N/A
LNG Exports by Vessel		2,270.0	8.3		2,319.2	8.5		-2.1%	
TOTAL EXPORTS		4,539.4	16.6		4,638.8	16.9		-2.1%	
LNG Imports to Puerto Rico		38.8	0.1	\$11.65	59.3	0.2	\$8.46	-34.5%	37.7%

Notes

- For 2022, U.S. Trucked Imports from Canada include both CNG by Truck (280,283 Mcf) and LNG by Truck (103,111 Mcf).
- For 2021, U.S. Trucked Imports from Canada include both CNG by Truck (151,133 Mcf) and LNG by Truck (112,776 Mcf).
- For 2022, U.S. Trucked Exports to Canada include CNG by Truck (30 Mcf) and LNG by Truck (48,404 Mcf).
- For 2021, U.S. Trucked Exports to Canada include both CNG by Truck (210,526 Mcf) and LNG by Truck (92,473 Mcf).
- For 2022, U.S. Trucked Exports to Mexico are entirely LNG by Truck (1,063,289 Mcf)
- For 2021, U.S. Trucked Exports to Mexico are entirely LNG by Truck (759,775 Mcf)
- Natural gas pipeline import and export prices are the prices at the U.S. border.
- LNG import prices are landed prices.
- Domestically produced LNG export prices are delivered prices.
- LNG re-exports are exports of foreign-sourced LNG that was previously imported into the U.S. These prices are FOB prices.

Table 1c

All Import/Export Activities 3rd Quarter 2022 vs. 2nd Quarter 2022									
	3rd Quarter 2022			2nd Quarter 2022			Percentage Change		
	Volume (Bcf)	Volume (Bcf/d)	Avg. Price (\$/MMBtu)	Volume (Bcf)	Volume (Bcf/d)	Avg. Price (\$/MMBtu)	Volume	Avg. Price	
IMPORTS									
	Canada	746.7	8.1	\$6.03	730.6	8.0	\$6.28	2.2%	-3.9%
	Mexico	0.5	0.0	\$18.80	0.1	0.0	\$6.11	606.5%	207.5%
	Total Pipeline Imports	747.2	8.1	\$6.04	730.7	8.0	\$6.28	2.3%	-3.8%
	Canada	0.1	0.0	\$8.90	0.1	0.0	\$8.24	-18.9%	8.0%
	Total Trucked Imports	0.1	0.0	\$8.90	0.1	0.0	\$8.24	-18.9%	8.0%
	LNG Imports by Vessel	5.6	0.1	\$13.03	0.5	0.0	\$12.21	1062.3%	6.7%
	Total Imports	752.9	8.2	\$6.09	731.3	8.0	\$6.28	3.0%	-3.0%
EXPORTS									
	Canada	204.6	2.2	\$7.56	226.2	2.5	\$7.05	-9.6%	7.3%
	Mexico	536.6	5.8	\$7.64	542.3	6.0	\$7.22	-1.1%	5.9%
	Total Pipeline Exports	741.2	8.1	\$7.62	768.6	8.4	\$7.17	-3.6%	6.3%
	Canada	-	-	\$0.00	0.0	0.0	\$17.53	-100.0%	-100.0%
	Mexico	0.3	0.0	\$15.29	0.3	0.0	\$23.83	-20.0%	-35.8%
	Total Trucked Exports	0.3	0.0	\$15.29	0.4	0.0	\$23.29	-26.7%	-34.3%
	Domestic LNG Exports	895.7	9.7	\$14.41	982.2	10.8	\$11.82	-8.8%	21.9%
	LNG Re-Exports	0.1	0.0	\$18.62	0.1	0.0	20.2	-6.9%	-7.7%
	LNG Exports by Vessel	895.8	9.7		982.3	10.8		-8.8%	
	Total Exports	1,637.3	17.8		1,751	19.2		-6.5%	
	LNG Imports to Puerto Rico	14.9	0.2	\$11.95	14.0	0.2	\$12.11	6.1%	-1.3%

Table 1d

All Import/Export Activities 3rd Quarter 2022 vs. 3rd Quarter 2021									
	3rd Quarter 2022			3rd Quarter 2021			Percentage Change		
	Volume (Bcf)	Volume (Bcf/d)	Avg. Price (\$/MMBtu)	Volume (Bcf)	Volume (Bcf/d)	Avg. Price (\$/MMBtu)	Volume	Avg. Price	
IMPORTS									
	Canada	746.7	8.1	\$6.03	691.8	7.5	\$3.57	7.9%	69.0%
	Mexico	0.5	0.0	\$18.80	0.4	0.0	\$7.95	28.7%	136.6%
	Total Pipeline Imports	747.2	8.1	\$6.04	692.2	7.5	\$3.57	8.0%	69.2%
	Canada	0.1	0.0	\$8.90	0.1	0.0	\$6.49	14.7%	37.1%
	Total Trucked Imports	0.1	0.0	\$8.90	0.1	0.0	\$6.49	14.7%	37.1%
	LNG Imports by Vessel	5.6	0.1	\$13.03	2.9	0.0	\$8.37	90.8%	55.7%
	Total Imports	752.9	8.3	\$6.09	695.2	7.6	\$3.59	8.3%	69.6%
EXPORTS									
	Canada	204.6	2.2	\$7.56	211.9	2.3	\$3.99	-3.4%	89.6%
	Mexico	536.6	5.8	\$7.64	570.1	6.2	\$4.35	-5.9%	75.7%
	Total Pipeline Exports	741.2	8.1	\$7.62	782.0	8.5	\$4.25	-5.2%	79.2%
	Canada	0.0	0.0	\$0.00	0.1	0.0	\$9.48	-100.0%	-100.0%
	Mexico	0.3	0.0	\$15.29	0.4	0.0	\$10.72	-30.6%	42.6%
	Total Trucked Exports	0.3	0.0	\$15.29	0.5	0.0	\$10.51	-42.6%	45.6%
	Domestic LNG Exports	895.7	9.7	\$14.41	882.8	9.6	\$7.47	1.5%	92.8%
	LNG Re-Exports	0.1	0.0	\$18.62	-	-	-	N/A	N/A
	LNG Exports by Vessel	895.8	9.7		882.8	9.6		1.5%	
	Total Exports	1,637.3	17.8		1,665.2	18.10		-1.7%	
	LNG Imports to Puerto Rico	14.9	0.2	\$11.95	21.2	0.23	\$9.04	-29.8%	32.3%

Notes

- Very small volumes shown as zero due to rounding.
- Canadian Trucked Imports and Exports include both LNG by Truck and CNG by Truck.
- Natural gas pipeline import and export prices are the prices at the U.S. border.
- LNG import prices are landed prices.
- Domestically produced LNG export prices are delivered prices.
- LNG re-exports are exports of foreign-sourced LNG that was previously imported into the U.S. These prices are FOB prices.
- LNG imports to Puerto Rico are shown separately in this table and elsewhere in this report, for informational purposes only. Please note that these imports are not reflected in any U.S. totals because U.S. totals reflect activity involving one or more of the 50 states or the District of Columbia.

Table 1e

Pipeline Imports 3rd Quarter 2022 vs. 2nd Quarter 2022						
	3rd Quarter 2022		2nd Quarter 2022		Percentage Change	
Type of Import Authorization	Volume (Bcf)	Avg. Price (\$/MMBtu)	Volume (Bcf)	Avg. Price (\$/MMBtu)	Volume	Avg. Price
Canada						
Long-Term	3.3	\$8.30	3.0	\$8.35	9.7%	-0.5%
Short-Term	743.4	\$6.02	727.7	\$6.27	2.2%	-4.0%
Mexico						
Short-Term	0.5	\$18.80	0.1	\$6.11	606.5%	207.5%
TOTAL IMPORTS	747.2	\$6.04	730.7	\$6.28	2.3%	-3.8%

Table 1f

Pipeline Imports 3rd Quarter 2022 vs. 3rd Quarter 2021						
	3rd Quarter 2022		3rd Quarter 2021		Percentage Change	
Type of Import Authorization	Volume (Bcf)	Avg. Price (\$/MMBtu)	Volume (Bcf)	Avg. Price (\$/MMBtu)	Volume	Avg. Price
Canada						
Long-Term	3.3	\$8.30	10.4	\$4.71	-68.5%	76.3%
Short-Term	743.4	\$6.02	681.4	\$3.55	9.1%	69.6%
Mexico						
Short-Term	0.5	\$18.80	0.4	\$7.95	28.7%	136.6%
TOTAL IMPORTS	747.2	\$6.04	692.2	\$3.57	8.0%	69.2%

Notes

- During the 3rd Quarter of 2022, 2 long-term contracts were used for imports from Canada.
- During the 3rd Quarter of 2022, 83 short-term authorizations were used for imports from Canada.
- During the 3rd Quarter of 2022, 3 short-term authorization was used for imports from Mexico.

Table 1g

Pipeline Exports 3rd Quarter 2022 vs. 2nd Quarter 2022							
		3rd Quarter 2022		2nd Quarter 2022		Percentage Change	
Type of Export Authorization		Volume (Bcf)	Avg. Price (\$/MMBtu)	Volume (Bcf)	Avg. Price (\$/MMBtu)	Volume	Avg. Price
Canada							
	Long-Term	9.3	\$7.99	7.3	\$7.04	26.3%	13.5%
	Short-Term	195.3	\$7.54	218.9	\$7.05	-10.8%	7.0%
Mexico							
	Long-Term	11.3	\$7.88	14.3	\$7.38	-21.0%	6.8%
	Short-Term	525.3	\$7.64	528.0	\$7.21	-0.5%	5.9%
TOTAL EXPORTS		741.2	\$7.62	768.6	\$7.17	-3.6%	6.3%

Table 1h

Pipeline Exports 3rd Quarter 2022 vs. 3rd Quarter 2021							
		3rd Quarter 2022		3rd Quarter 2021		Percentage Change	
Type of Export Authorization		Volume (Bcf)	Avg. Price (\$/MMBtu)	Volume (Bcf)	Avg. Price (\$/MMBtu)	Volume	Avg. Price
Canada							
	Long-Term	14.1	\$4.66	14.1	\$4.66	0.0%	0.0%
	Short-Term	195.3	\$7.54	197.7	\$3.94	-1.2%	91.4%
Mexico							
	Long-Term	11.3	\$7.88	17.8	\$4.19	-36.4%	88.3%
	Short-Term	525.3	\$7.64	552.3	\$4.36	-4.9%	75.4%
TOTAL EXPORTS		741.2	\$7.62	782.0	\$4.25	-5.2%	79.2%

Notes

- During the 3rd Quarter of 2022, 44 short-term authorizations were used for exports to Canada.
- During the 3rd Quarter of 2022, 2 long-term contracts were used for exports to Mexico.
- During the 3rd Quarter of 2022, 28 short-term authorizations were used for exports to Mexico.

Table 1i

Trucked LNG Imports 3rd Quarter 2022 vs. 2nd Quarter 2022						
	3rd Quarter 2022		2nd Quarter 2022		Percentage Change	
Country of Origin	Volume (MMcf)	Avg. Price (\$/MMBtu)	Volume (MMcf)	Avg. Price (\$/MMBtu)	Volume	Avg. Price
Canada	35.2	\$9.77	48.5	\$9.99	-27.4%	-2.2%
Total LNG Imports	35.2	\$9.77	48.5	\$9.99	-27.4%	-2.2%

Table 1j

Trucked LNG Imports 3rd Quarter 2022 vs. 3rd Quarter 2021						
	3rd Quarter 2022		3rd Quarter 2021		Percentage Change	
Country of Origin	Volume (MMcf)	Avg. Price (\$/MMBtu)	Volume (MMcf)	Avg. Price (\$/MMBtu)	Volume	Avg. Price
Canada	35.2	\$9.77	68.6	\$7.55	-48.6%	29.3%
Total LNG Imports	35.2	\$9.77	68.6	\$7.55	-48.6%	29.3%

Notes

- In the 3rd Quarter of 2022, LNG was imported by truck from Canada by Cryopeak LNG Solutions Corporation through Alcan, AK; Ferus Natural Gas Fuels Inc. through Sumas, WA; Gaz Metro GNL, S.E.C. through Champlain, NY and Highgate Springs, VT; Lovat Gas Solutions Ltd through Portal, ND; and Sapphire Gas Solutions through Blaine, WA.

Table 1k

Trucked LNG Exports 3rd Quarter 2022 vs. 2nd Quarter 2022						
	3rd Quarter 2022		2nd Quarter 2022		Percentage Change	
Destination Country	Volume (MMcf)	Avg. Price (\$/MMBtu)	Volume (MMcf)	Avg. Price (\$/MMBtu)	Volume	Avg. Price
Canada	-	-	31.5	\$17.53	-100.0%	-100.0%
Mexico	273.2	\$15.29	341.4	\$23.83	-20.0%	-35.8%
Total LNG Exports	273.2	\$15.29	373.0	\$23.29	-26.7%	-34.3%

Table 1l

Trucked LNG Exports 3rd Quarter 2022 vs. 3rd Quarter 2021						
	3rd Quarter 2022		3rd Quarter 2021		Percentage Change	
Destination Country	Volume (MMcf)	Avg. Price (\$/MMBtu)	Volume (MMcf)	Avg. Price (\$/MMBtu)	Volume	Avg. Price
Canada	-	-	-	-	N/A	N/A
Mexico	273.2	\$15.29	165.0	\$9.08	65.6%	68.3%
Total LNG Exports	273.2	\$15.29	165.0	\$9.08	65.6%	68.3%

Notes

- In the 3rd Quarter of 2022, LNG was exported by truck to Mexico by Eneasta, S.A de C.V through Laredo, TX; Solensa S.A. de CV through Laredo, TX and Nogales, AZ; and Stabilies GDS, Inc. through Laredo, TX.

Table 1m

Trucked CNG Imports 3rd Quarter 2022 vs. 2nd Quarter 2022						
	3rd Quarter 2022		2nd Quarter 2022		Percentage Change	
Country of Origin	Volume (MMcf)	Avg. Price (\$/MMBtu)	Volume (MMcf)	Avg. Price (\$/MMBtu)	Volume	Avg. Price
Canada	79.6	\$8.51	93.2	\$7.32	-14.6%	16.2%
Total CNG Imports	79.6	\$8.51	93.2	\$7.32	-14.6%	16.2%

Table 1n

Trucked CNG Imports 3rd Quarter 2022 vs. 3rd Quarter 2021						
	3rd Quarter 2022		3rd Quarter 2021		Percentage Change	
Country of Origin	Volume (MMcf)	Avg. Price (\$/MMBtu)	Volume (MMcf)	Avg. Price (\$/MMBtu)	Volume	Avg. Price
Canada	79.6	\$8.51	31.6	\$4.19	152.1%	103.2%
Total CNG Imports	79.6	\$8.51	31.6	\$4.19	152.1%	103.2%

Notes

- In the 3rd Quarter of 2022, CNG was imported by truck from Canada by Irving Oil Terminals Inc., through Houlton, Maine.

Table 1o

Trucked CNG Exports 3rd Quarter 2022 vs. 2nd Quarter 2022						
	3rd Quarter 2022		2nd Quarter 2022		Percentage Change	
Destination Country	Volume (MMcf)	Avg. Price (\$/MMBtu)	Volume (MMcf)	Avg. Price (\$/MMBtu)	Volume	Avg. Price
Canada	-	-	-	-	-	-
Total CNG Exports	-	\$0.00	-	-	-	-

Table 1p

Trucked CNG Exports 3rd Quarter 2022 vs. 3rd Quarter 2021						
	3rd Quarter 2022		3rd Quarter 2021		Percentage Change	
Destination Country	Volume (MMcf)	Avg. Price (\$/MMBtu)	Volume (MMcf)	Avg. Price (\$/MMBtu)	Volume	Avg. Price
Canada	-	\$0.00	29.9	\$4.65	-100.0%	-100.0%
Total CNG Exports	-	\$0.00	29.9	\$4.65	-100.0%	-100.0%

Notes

- In the 3rd Quarter of 2022, CNG was not exported by truck to Canada.

Table 1q

Short-Term Pipeline Imports by Point of Entry 3rd Quarter 2022			
Country of Origin/ Point of Entry	Percent of Total	Volume (Bcf)	Wtd. Avg. Price (\$/MMBtu)
<u>CANADA</u>			
Babb, Montana	1.5%	11.2	\$3.31
Calais, Maine	0.1%	0.4	\$7.68
Champlain, New York	0.1%	0.4	\$7.41
Detroit, Michigan	0.6%	4.1	\$7.82
Eastport, Idaho	28.5%	212.1	\$4.81
Grand Island, New York	1.3%	9.5	\$7.31
Highgate Springs, Vermont	0.3%	1.9	\$7.25
Massena, New York	0.0%	0.1	\$7.52
Noyes, Minnesota	15.8%	117.7	\$6.56
Pittsburg, New Hampshire	3.3%	24.5	\$7.28
Port of Morgan, Montana	7.8%	57.9	\$5.60
Portal, North Dakota	0.0%	0.0	\$4.03
Sherwood, North Dakota	20.3%	151.2	\$6.37
St. Clair, Michigan	2.5%	18.5	\$7.31
Sumas, Washington	13.4%	99.3	\$6.58
Waddington, New York	4.5%	33.4	\$7.88
Warroad, Minnesota	0.1%	0.5	\$7.55
Whitlash, Montana	0.1%	0.5	\$3.35
Canada Total	100.0%	743.4	\$6.02
<u>MEXICO</u>			
Galvan Ranch, Texas	13.3%	0.1	\$7.00
Otay Mesa, California	86.7%	0.4	\$20.62
Mexico Total	100.0%	0.5	\$18.80
GRAND TOTAL		744.0	\$6.03

Notes

- Very small volumes shown as zero due to rounding.

Table 1r

Long-Term Pipeline Imports by Point of Entry 3rd Quarter 2022			
Country of Origin/ Point of Entry	Percent of Total	Volume (Bcf)	Wtd. Avg. Price (\$/MMBtu)
<u>CANADA</u>			
Calais, Maine	7.1%	0.2	\$17.56
Eastport, Idaho	9.8%	0.3	\$8.58
Noyes, Minnesota	23.0%	0.8	\$6.21
Pittsburg, New Hampshire	41.5%	1.4	\$8.27
Waddington, New York	18.5%	0.6	\$7.25
Canada Total	100.0%	3.3	\$8.30
<u>MEXICO</u>			
Mexico Total	-	-	-
GRAND TOTAL		3.3	\$8.30

Notes

- Very small volumes shown as zero due to rounding.

Table 1s

Short-Term Pipeline Exports by Point of Exit 3rd Quarter 2022			
Country of Destination/ Point of Exit	Percent of Total	Volume (Bcf)	Wtd. Avg. Price (\$/MMBtu)
CANADA			
Calais, Maine	10.0%	19.5	\$7.70
Detroit, Michigan	2.1%	4.2	\$7.51
Grand Island, New York	8.1%	15.8	\$7.50
Marysville, Michigan	0.1%	0.3	\$8.32
Niagara Falls, New York	19.0%	37.0	\$7.28
Noyes, Minnesota	0.8%	1.5	\$6.62
Pittsburg, New Hampshire	0.0%	0.0	\$8.16
Portal, North Dakota	0.1%	0.1	\$2.52
Sault Ste. Marie, Michigan	1.8%	3.4	\$7.78
St. Clair, Michigan	57.0%	111.3	\$7.62
Sumas, Washington	0.3%	0.7	\$7.73
Waddington, New York	0.8%	1.5	\$7.29
Canada Total	100.0%	195.3	\$7.54
MEXICO			
Alamo, Texas	0.7%	3.7	\$7.91
Brownsville, Texas	16.7%	87.9	\$7.66
Calexico, California	1.4%	7.2	\$4.98
Clint, Texas	1.3%	6.6	\$7.08
Del Rio, Texas	0.0%	0.1	\$9.26
Douglas, Arizona	2.6%	13.5	\$7.94
Eagle Pass, Texas	0.2%	1.3	\$8.72
El Paso, Texas	4.7%	24.5	\$7.21
Hidalgo, Texas	2.4%	12.6	\$7.88
Laredo, Texas	6.1%	32.0	\$7.74
McAllen, Texas	2.1%	11.3	\$8.14
Nogales, Arizona	0.0%	0.1	\$7.72
Ogilby, California	7.3%	38.1	\$9.08
Presidio, Texas	11.2%	59.0	\$7.01
Rio Bravo, Texas	3.4%	17.8	\$7.66
Rio Grande City, Texas	24.6%	129.0	\$7.77
Roma, Texas	5.7%	30.1	\$7.98
San Elizario, Texas	9.5%	49.8	\$6.98
Sasabe, Arizona	0.1%	0.5	\$7.80
Mexico Total	100.0%	525.3	\$7.64
GRAND TOTAL		720.6	\$7.61

Notes

•Very small volumes shown as zero due to rounding

Table 1t

Long-Term Pipeline Exports by Point of Exit 3rd Quarter 2022			
Country of Destination/ Point of Exit	Percent of Total	Volume (Bcf)	Wtd. Avg. Price (\$/MMBtu)
<u>CANADA</u>			
Calais, Maine	26.0%	2.4	\$9.92
Niagara Falls, New York	72.9%	6.8	\$7.33
Portal, North Dakota	1.1%	0.1	\$5.85
Canada Total	100.0%	9.3	\$7.99
<u>MEXICO</u>			
Rio Grande City, Texas	68.1%	7.7	\$7.92
Roma, Texas	31.9%	3.6	\$7.80
Mexico Total	100.0%	11.3	\$7.88
GRAND TOTAL		20.6	\$7.93

Table 1u

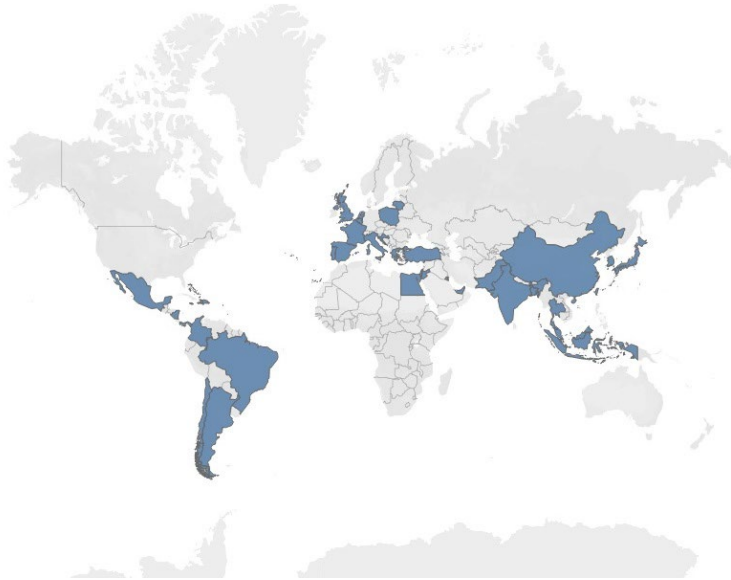
Short-Term Imports by Month 2020 - YTD 2022				
Year & Month	Active Importers	Volume (MMcf)	Wtd. Avg. Price (\$/MMBtu)	
<u>2020</u>				
January	88	254,107	\$2.34	
February	80	230,772	\$1.78	
March	82	218,606	\$1.58	
April	75	193,688	\$1.45	
May	75	188,938	\$1.54	
June	73	191,588	\$1.49	
July	77	208,063	\$1.51	
August	73	214,517	\$1.83	
September	74	178,462	\$1.96	
October	81	201,844	\$2.12	
November	75	213,994	\$2.58	
December	77	265,490	\$2.66	
2020 Total	104	2,560,069	\$1.93	
<u>2021</u>				
January	76	276,717	\$2.64	
February	77	257,825	\$5.43	
March	73	239,682	\$2.55	
April	75	213,312	\$2.38	
May	73	210,182	\$2.60	
June	75	213,867	\$2.76	
July	75	231,461	\$3.29	
August	71	225,758	\$3.43	
September	75	224,635	\$3.95	
October	74	234,386	\$4.68	
November	79	246,853	\$4.86	
December	81	257,124	\$4.47	
2021 Total	95	2,831,803	\$3.62	
<u>2022</u>				
January	80	292,935	\$6.07	
February	81	260,770	\$5.22	
March	78	264,530	\$4.34	
April	74	251,746	\$5.38	
May	73	238,413	\$6.58	
June	73	237,705	\$6.90	
July	74	261,842	\$5.81	
August	75	240,866	\$6.40	
September	74	241,357	\$5.90	
October	-	-	-	
November	-	-	-	
December	-	-	-	
2022 Total	91	2,290,164	\$5.83	

Table 1v

Long-Term Imports By Month 2020 - YTD 2022				
Year & Month	Active Importers	Volume (MMcf)	Wtd. Avg. Price (\$/MMBtu)	
<u>2020</u>				
January	3	17,558	\$5.59	
February	3	15,279	\$5.05	
March	2	4,279	\$4.05	
April	2	3,511	\$2.09	
May	3	7,041	\$2.78	
June	2	4,398	\$1.96	
July	3	11,218	\$3.26	
August	2	6,134	\$2.26	
September	2	3,919	\$2.15	
October	2	5,162	\$2.67	
November	3	7,054	\$4.51	
December	3	12,170	\$4.25	
2020 Total	3	97,724	\$3.93	
<u>2021</u>				
January	3	18,181	\$5.28	
February	3	20,926	\$6.55	
March	3	8,255	\$4.42	
April	2	3,127	\$3.22	
May	3	3,730	\$5.56	
June	2	2,402	\$4.19	
July	3	4,941	\$5.66	
August	2	4,207	\$4.64	
September	3	4,218	\$6.21	
October	2	2,613	\$6.16	
November	3	3,802	\$19.05	
December	3	4,068	\$15.57	
2021 Total	3	80,470	\$6.66	
<u>2022</u>				
January	3	13,267	\$20.42	
February	3	5,437	\$19.62	
March	3	4,678	\$18.77	
April	2	1,128	\$7.64	
May	3	1,640	\$9.81	
June	2	709	\$8.71	
July	3	4,310	\$9.93	
August	3	3,981	\$13.15	
September	2	592	\$8.58	
October	-	-	-	
November	-	-	-	
December	-	-	-	
2022 Total	3	35,742	\$16.69	

LNG
Quarter and Year-to-Date
Tables

Exports of Domestically-Produced LNG Delivered (Cumulative starting from February 2016 through September 2022)



Region	Number of Countries Receiving Per Region	Volume Exported (Bcf)	Percentage Receipts of Total Volume Exported (%)	Number of Cargos*
East Asia and Pacific	8	4,264.4	33.7%	1252
Europe and Central Asia	13	5,104.9	40.4%	1604
Latin America and the Caribbean**	13	2,113.5	16.7%	753
Middle East and North Africa	5	373.3	3.0%	109
South Asia	3	792.2	6.3%	236
Sub-Saharan Africa	0	0.0	0.0%	0
Total LNG Exports	42	12,648.2	100.0%	3,954

*Split cargoes counted as both individual cargoes and countries

**Number of cargoes does not include the shipments by ISO container to Barbados and Bahamas

VESSEL-BORNE EXPORTS OF DOMESTICALLY-PRODUCED LIQUEFIED NATURAL GAS (LNG)

Table 2a(i)

Date of Departure	Name of Exporter	Supplier	Docket Number	Docket Term	Country of Destination	Name of Tanker	Departure Terminal	Volume (Mcf of Natural Gas)	Notes
1/1/2022	Sabine Pass Liquefaction, LLC	Sabine Pass Liquefaction, LLC	2010-111-LNG	Long-Term	Spain	Maran Gas Hector	Sabine Pass, Louisiana	3,600,256	
1/3/2022	Sabine Pass Liquefaction, LLC	Sabine Pass Liquefaction, LLC	2010-111-LNG	Long-Term	Spain	BW Pavilion Vanda	Sabine Pass, Louisiana	3,404,650	
1/3/2022	Sabine Pass Liquefaction, LLC	Sabine Pass Liquefaction, LLC	2010-85-LNG	Long-Term	South Korea	Mu Lan	Sabine Pass, Louisiana	3,683,046	
1/4/2022	Sabine Pass Liquefaction, LLC	Sabine Pass Liquefaction, LLC	2010-111-LNG	Long-Term	Spain	Isabella	Sabine Pass, Louisiana	3,594,297	
1/5/2022	Sabine Pass Liquefaction, LLC	Sabine Pass Liquefaction, LLC	2010-111-LNG	Long-Term	Belgium	Methane Jane Elizabeth	Sabine Pass, Louisiana	3,105,612	
1/6/2022	Sabine Pass Liquefaction, LLC	Sabine Pass Liquefaction, LLC	2010-111-LNG	Long-Term	France	BW Tulip	Sabine Pass, Louisiana	3,619,725	
1/7/2022	Sabine Pass Liquefaction, LLC	Sabine Pass Liquefaction, LLC	2010-111-LNG	Long-Term	United Kingdom	Flex Resolute	Sabine Pass, Louisiana	3,713,113	
1/7/2022	Sabine Pass Liquefaction, LLC	Sabine Pass Liquefaction, LLC	2010-85-LNG	Long-Term	South Korea	K Mugungwha	Sabine Pass, Louisiana	3,230,587	
1/8/2022	Sabine Pass Liquefaction, LLC	Sabine Pass Liquefaction, LLC	2010-111-LNG	Long-Term	Brazil	Magellan Spirit	Sabine Pass, Louisiana	3,285,232	
1/9/2022	Sabine Pass Liquefaction, LLC	Sabine Pass Liquefaction, LLC	2010-111-LNG	Long-Term	Belgium	Castillo De Merida	Sabine Pass, Louisiana	3,628,167	
1/9/2022	Sabine Pass Liquefaction, LLC	Sabine Pass Liquefaction, LLC	2010-111-LNG	Long-Term	Spain	LNGSHIPS Manhattan	Sabine Pass, Louisiana	3,694,119	
1/11/2022	Sabine Pass Liquefaction, LLC	Sabine Pass Liquefaction, LLC	2010-111-LNG	Long-Term	India	Al Shamal	Sabine Pass, Louisiana	3,288,369	
1/11/2022	Sabine Pass Liquefaction, LLC	Sabine Pass Liquefaction, LLC	2010-111-LNG	Long-Term	Turkey	Flex Aurora	Sabine Pass, Louisiana	3,550,807	
1/12/2022	Sabine Pass Liquefaction, LLC	Sabine Pass Liquefaction, LLC	2010-111-LNG	Long-Term	France	Minerva Psara	Sabine Pass, Louisiana	3,469,982	
1/13/2022	Sabine Pass Liquefaction, LLC	Sabine Pass Liquefaction, LLC	2010-111-LNG	Long-Term	United Kingdom	Golar Glacier	Sabine Pass, Louisiana	3,434,497	
1/14/2022	Sabine Pass Liquefaction, LLC	Sabine Pass Liquefaction, LLC	2010-111-LNG	Long-Term	Turkey	Celsius Canberra	Sabine Pass, Louisiana	3,850,509	
1/15/2022	Sabine Pass Liquefaction, LLC	Sabine Pass Liquefaction, LLC	2010-111-LNG	Long-Term	Italy	Pskov	Sabine Pass, Louisiana	3,605,363	
1/16/2022	Sabine Pass Liquefaction, LLC	Sabine Pass Liquefaction, LLC	2010-111-LNG	Long-Term	Brazil	Hoegh Gannet	Sabine Pass, Louisiana	3,284,091	
1/17/2022	Sabine Pass Liquefaction, LLC	Sabine Pass Liquefaction, LLC	2010-85-LNG	Long-Term	South Korea	Flex Artemis	Sabine Pass, Louisiana	3,705,187	
1/18/2022	Sabine Pass Liquefaction, LLC	Sabine Pass Liquefaction, LLC	2010-111-LNG	Long-Term	France	Megara	Sabine Pass, Louisiana	3,687,592	
1/19/2022	Sabine Pass Liquefaction, LLC	Sabine Pass Liquefaction, LLC	2010-111-LNG	Long-Term	France	SK Resolute	Sabine Pass, Louisiana	3,756,384	
1/19/2022	Sabine Pass Liquefaction, LLC	Sabine Pass Liquefaction, LLC	2010-111-LNG	Long-Term	Netherlands	Maran Gas Ithaca	Sabine Pass, Louisiana	3,693,346	
1/21/2022	Sabine Pass Liquefaction, LLC	Sabine Pass Liquefaction, LLC	2010-111-LNG	Long-Term	Portugal	Iberica Knutsen	Sabine Pass, Louisiana	2,868,373	
1/21/2022	Sabine Pass Liquefaction, LLC	Sabine Pass Liquefaction, LLC	2010-111-LNG	Long-Term	Turkey	Gaslog Greece	Sabine Pass, Louisiana	3,540,418	
1/22/2022	Sabine Pass Liquefaction, LLC	Sabine Pass Liquefaction, LLC	2010-111-LNG	Long-Term	Turkey	Gaslog Georgetown	Sabine Pass, Louisiana	3,640,143	
1/23/2022	Sabine Pass Liquefaction, LLC	Sabine Pass Liquefaction, LLC	2010-111-LNG	Long-Term	Lithuania	Pearl LNG	Sabine Pass, Louisiana	3,517,693	
1/24/2022	Sabine Pass Liquefaction, LLC	Sabine Pass Liquefaction, LLC	2010-111-LNG	Long-Term	France	Bonito LNG	Sabine Pass, Louisiana	3,714,452	
1/24/2022	Sabine Pass Liquefaction, LLC	Sabine Pass Liquefaction, LLC	2010-111-LNG	Long-Term	United Kingdom	Gaslog Westminster	Sabine Pass, Louisiana	3,832,680	
1/26/2022	Sabine Pass Liquefaction, LLC	Sabine Pass Liquefaction, LLC	2010-111-LNG	Long-Term	Croatia	Qogir	Sabine Pass, Louisiana	3,314,237	[*]
1/26/2022	Sabine Pass Liquefaction, LLC	Sabine Pass Liquefaction, LLC	2010-111-LNG	Long-Term	Greece	Qogir	Sabine Pass, Louisiana	177,792	[*]
1/26/2022	Sabine Pass Liquefaction, LLC	Sabine Pass Liquefaction, LLC	2010-111-LNG	Long-Term	Taiwan	Flex Endeavor	Sabine Pass, Louisiana	3,384,276	
1/27/2022	Sabine Pass Liquefaction, LLC	Sabine Pass Liquefaction, LLC	2010-111-LNG	Long-Term	Turkey	Macoma	Sabine Pass, Louisiana	3,286,175	
1/28/2022	Sabine Pass Liquefaction, LLC	Sabine Pass Liquefaction, LLC	2010-111-LNG	Long-Term	Belgium	Pan Europe	Sabine Pass, Louisiana	3,543,880	
1/28/2022	Sabine Pass Liquefaction, LLC	Sabine Pass Liquefaction, LLC	2010-111-LNG	Long-Term	United Kingdom	Magdala	Sabine Pass, Louisiana	3,555,967	
1/29/2022	Sabine Pass Liquefaction, LLC	Sabine Pass Liquefaction, LLC	2010-111-LNG	Long-Term	United Kingdom	Golar Grand	Sabine Pass, Louisiana	3,036,696	
1/29/2022	Sabine Pass Liquefaction, LLC	Sabine Pass Liquefaction, LLC	2010-85-LNG	Long-Term	South Korea	Hyundai Peacepica	Sabine Pass, Louisiana	3,700,878	
1/30/2022	Sabine Pass Liquefaction, LLC	Sabine Pass Liquefaction, LLC	2010-111-LNG	Long-Term	United Kingdom	Grace Dahlia	Sabine Pass, Louisiana	3,287,625	
1/31/2022	Sabine Pass Liquefaction, LLC	Sabine Pass Liquefaction, LLC	2010-111-LNG	Long-Term	Spain	Celsius Carolina	Sabine Pass, Louisiana	3,844,720	
2/1/2022	Sabine Pass Liquefaction, LLC	Sabine Pass Liquefaction, LLC	2010-111-LNG	Long-Term	Netherlands	Solaris	Sabine Pass, Louisiana	2,872,399	
2/3/2022	Sabine Pass Liquefaction, LLC	Sabine Pass Liquefaction, LLC	2010-85-LNG	Long-Term	South Korea	SM Eagle	Sabine Pass, Louisiana	3,707,646	
2/4/2022	Sabine Pass Liquefaction, LLC	Sabine Pass Liquefaction, LLC	2010-111-LNG	Long-Term	Turkey	Stena Clear Sky	Sabine Pass, Louisiana	3,698,019	
2/4/2022	Sabine Pass Liquefaction, LLC	Sabine Pass Liquefaction, LLC	2010-111-LNG	Long-Term	Turkey	Transgas Force	Sabine Pass, Louisiana	3,709,909	
2/5/2022	Sabine Pass Liquefaction, LLC	Sabine Pass Liquefaction, LLC	2010-111-LNG	Long-Term	Turkey	Maran Gas Pericles	Sabine Pass, Louisiana	3,692,404	
2/6/2022	Sabine Pass Liquefaction, LLC	Sabine Pass Liquefaction, LLC	2010-111-LNG	Long-Term	Spain	Maran Gas Hector	Sabine Pass, Louisiana	3,523,330	
2/6/2022	Sabine Pass Liquefaction, LLC	Sabine Pass Liquefaction, LLC	2010-111-LNG	Long-Term	United Kingdom	Isabella	Sabine Pass, Louisiana	3,627,961	

[S] Spot – a one-time transaction for near-term delivery of a specific quantity of LNG at a specific location. Spot cargos could be included in either long-term or short-term authorized types.

[*] Split cargo – a single shipment of LNG where portions of the cargo have different transactional characteristics. For instance, a single cargo can have more than one buyer, supplier, price, unloading port, loading port, or DOE authorization.

[C] Commissioning cargo – pre-commercial cargo loaded while export facility operations are still undergoing final testing and inspection. Commissioning cargos may occur multiple times for the same facility as individual LNG trains enter service.

Countries of destination are current as of publication date. Any updates to countries of destination reported will be published in the next scheduled LNG Monthly.

VESSEL-BORNE EXPORTS OF DOMESTICALLY-PRODUCED LIQUEFIED NATURAL GAS (LNG)

Table 2a(i)

Date of Departure	Name of Exporter	Supplier	Docket Number	Docket Term	Country of Destination	Name of Tanker	Departure Terminal	Volume (Mcf of Natural Gas)	Notes
2/7/2022	Sabine Pass Liquefaction, LLC	Sabine Pass Liquefaction, LLC	2010-111-LNG	Long-Term	Thailand	LNG Sakura	Sabine Pass, Louisiana	3,782,302	
2/8/2022	Sabine Pass Liquefaction, LLC	Sabine Pass Liquefaction, LLC	2010-111-LNG	Long-Term	United Kingdom	British Achiever	Sabine Pass, Louisiana	3,467,842	
2/9/2022	Sabine Pass Liquefaction, LLC	Sabine Pass Liquefaction, LLC	2010-111-LNG	Long-Term	Netherlands	Rioja Knutsen	Sabine Pass, Louisiana	3,750,051	
2/10/2022	Sabine Pass Liquefaction, LLC	Sabine Pass Liquefaction, LLC	2010-111-LNG	Long-Term	Bangladesh	LNG Adventure	Sabine Pass, Louisiana	2,972,664	[*]
2/10/2022	Sabine Pass Liquefaction, LLC	Sabine Pass Liquefaction, LLC	2010-111-LNG	Long-Term	Indonesia	LNG Adventure	Sabine Pass, Louisiana	716,947	[*]
2/11/2022	Sabine Pass Liquefaction, LLC	Sabine Pass Liquefaction, LLC	2010-111-LNG	Long-Term	Spain	LNG Endurance	Sabine Pass, Louisiana	3,660,236	
2/12/2022	Sabine Pass Liquefaction, LLC	Sabine Pass Liquefaction, LLC	2010-111-LNG	Long-Term	Netherlands	Energy Endeavour	Sabine Pass, Louisiana	3,571,296	
2/13/2022	Sabine Pass Liquefaction, LLC	Sabine Pass Liquefaction, LLC	2010-111-LNG	Long-Term	Croatia	Cadiz Knutsen	Sabine Pass, Louisiana	2,934,131	
2/13/2022	Sabine Pass Liquefaction, LLC	Sabine Pass Liquefaction, LLC	2010-111-LNG	Long-Term	Turkey	Minerva Psara	Sabine Pass, Louisiana	3,491,198	
2/14/2022	Sabine Pass Liquefaction, LLC	Sabine Pass Liquefaction, LLC	2010-85-LNG	Long-Term	South Korea	Hyundai Princepia	Sabine Pass, Louisiana	3,696,135	
2/15/2022	Sabine Pass Liquefaction, LLC	Sabine Pass Liquefaction, LLC	2010-111-LNG	Long-Term	China	Golar Seal	Sabine Pass, Louisiana	3,356,720	
2/16/2022	Sabine Pass Liquefaction, LLC	Sabine Pass Liquefaction, LLC	2010-111-LNG	Long-Term	Taiwan	Cool Racer	Sabine Pass, Louisiana	3,535,551	
2/18/2022	Sabine Pass Liquefaction, LLC	Sabine Pass Liquefaction, LLC	2010-111-LNG	Long-Term	Belgium	Hoegh Gannet	Sabine Pass, Louisiana	3,294,017	
2/18/2022	Sabine Pass Liquefaction, LLC	Sabine Pass Liquefaction, LLC	2010-111-LNG	Long-Term	Spain	Castillo De Merida	Sabine Pass, Louisiana	3,788,347	
2/19/2022	Sabine Pass Liquefaction, LLC	Sabine Pass Liquefaction, LLC	2010-85-LNG	Long-Term	South Korea	Hyundai Ecopia	Sabine Pass, Louisiana	3,191,829	
2/20/2022	Sabine Pass Liquefaction, LLC	Sabine Pass Liquefaction, LLC	2010-111-LNG	Long-Term	Spain	Stena Crystal Sky	Sabine Pass, Louisiana	3,699,948	
2/21/2022	Sabine Pass Liquefaction, LLC	Sabine Pass Liquefaction, LLC	2010-111-LNG	Long-Term	Taiwan	Amberjack LNG	Sabine Pass, Louisiana	2,579,476	[*]
2/21/2022	Sabine Pass Liquefaction, LLC	Sabine Pass Liquefaction, LLC	2010-111-LNG	Long-Term	Thailand	Amberjack LNG	Sabine Pass, Louisiana	1,097,756	[*]
2/22/2022	Sabine Pass Liquefaction, LLC	Sabine Pass Liquefaction, LLC	2010-111-LNG	Long-Term	Turkey	Hoegh Esperanza	Sabine Pass, Louisiana	3,619,417	
2/24/2022	Sabine Pass Liquefaction, LLC	Sabine Pass Liquefaction, LLC	2010-111-LNG	Long-Term	Kuwait	MOL Challenger	Sabine Pass, Louisiana	5,277,144	
2/24/2022	Sabine Pass Liquefaction, LLC	Sabine Pass Liquefaction, LLC	2010-111-LNG	Long-Term	Spain	LNGSHIPS EMPRESS	Sabine Pass, Louisiana	3,198,870	
2/25/2022	Sabine Pass Liquefaction, LLC	Sabine Pass Liquefaction, LLC	2010-111-LNG	Long-Term	United Kingdom	Gaslog Glasgow	Sabine Pass, Louisiana	3,559,458	
2/26/2022	Sabine Pass Liquefaction, LLC	Sabine Pass Liquefaction, LLC	2010-111-LNG	Long-Term	Spain	Pan Americas	Sabine Pass, Louisiana	3,603,818	
2/26/2022	Sabine Pass Liquefaction, LLC	Sabine Pass Liquefaction, LLC	2010-111-LNG	Long-Term	United Kingdom	Gaslog Westminster	Sabine Pass, Louisiana	3,804,605	
2/27/2022	Sabine Pass Liquefaction, LLC	Sabine Pass Liquefaction, LLC	2010-111-LNG	Long-Term	France	Seri Balhaf	Sabine Pass, Louisiana	3,284,587	
2/28/2022	Sabine Pass Liquefaction, LLC	Sabine Pass Liquefaction, LLC	2010-111-LNG	Long-Term	Italy	La Mancha Knutsen	Sabine Pass, Louisiana	3,579,857	
3/1/2022	Sabine Pass Liquefaction, LLC	Sabine Pass Liquefaction, LLC	2010-111-LNG	Long-Term	Spain	Celsius Canberra	Sabine Pass, Louisiana	3,857,517	
3/2/2022	Sabine Pass Liquefaction, LLC	Sabine Pass Liquefaction, LLC	2010-85-LNG	Long-Term	South Korea	SM Seahawk	Sabine Pass, Louisiana	3,708,898	
3/3/2022	Sabine Pass Liquefaction, LLC	Sabine Pass Liquefaction, LLC	2010-111-LNG	Long-Term	Italy	Adam LNG	Sabine Pass, Louisiana	3,386,548	
3/3/2022	Sabine Pass Liquefaction, LLC	Sabine Pass Liquefaction, LLC	2010-111-LNG	Long-Term	Taiwan	Bonito LNG	Sabine Pass, Louisiana	3,107,262	
3/4/2022	Sabine Pass Liquefaction, LLC	Sabine Pass Liquefaction, LLC	2010-111-LNG	Long-Term	Belgium	LNG Endeavour	Sabine Pass, Louisiana	3,576,667	
3/5/2022	Sabine Pass Liquefaction, LLC	Sabine Pass Liquefaction, LLC	2010-85-LNG	Long-Term	South Korea	K. Mugungwha	Sabine Pass, Louisiana	3,228,980	
3/6/2022	Sabine Pass Liquefaction, LLC	Sabine Pass Liquefaction, LLC	2010-111-LNG	Long-Term	France	Magdala	Sabine Pass, Louisiana	3,661,480	
3/7/2022	Sabine Pass Liquefaction, LLC	Sabine Pass Liquefaction, LLC	2010-111-LNG	Long-Term	Belgium	Gaslog Georgetown	Sabine Pass, Louisiana	3,384,660	
3/8/2022	Sabine Pass Liquefaction, LLC	Sabine Pass Liquefaction, LLC	2010-111-LNG	Long-Term	Portugal	Iberica Knutsen	Sabine Pass, Louisiana	2,945,766	
3/9/2022	Sabine Pass Liquefaction, LLC	Sabine Pass Liquefaction, LLC	2010-111-LNG	Long-Term	France	Maria Energy	Sabine Pass, Louisiana	3,385,851	
3/9/2022	Sabine Pass Liquefaction, LLC	Sabine Pass Liquefaction, LLC	2010-111-LNG	Long-Term	Taiwan	Celsius Carolina	Sabine Pass, Louisiana	2,817,713	
3/10/2022	Sabine Pass Liquefaction, LLC	Sabine Pass Liquefaction, LLC	2010-111-LNG	Long-Term	Poland	Celsius Charlotte	Sabine Pass, Louisiana	3,831,430	
3/11/2022	Sabine Pass Liquefaction, LLC	Sabine Pass Liquefaction, LLC	2010-111-LNG	Long-Term	Spain	Rioja Knutsen	Sabine Pass, Louisiana	3,753,992	
3/12/2022	Sabine Pass Liquefaction, LLC	Sabine Pass Liquefaction, LLC	2010-111-LNG	Long-Term	United Kingdom	Qogir	Sabine Pass, Louisiana	3,709,745	
3/12/2022	Sabine Pass Liquefaction, LLC	Sabine Pass Liquefaction, LLC	2010-111-LNG	Long-Term	United Kingdom	Maran Gas Hector	Sabine Pass, Louisiana	3,557,838	
3/14/2022	Sabine Pass Liquefaction, LLC	Sabine Pass Liquefaction, LLC	2010-111-LNG	Long-Term	Greece	La Seine	Sabine Pass, Louisiana	773,295	[*]
3/14/2022	Sabine Pass Liquefaction, LLC	Sabine Pass Liquefaction, LLC	2010-111-LNG	Long-Term	Spain	Isabella	Sabine Pass, Louisiana	3,669,162	
3/14/2022	Sabine Pass Liquefaction, LLC	Sabine Pass Liquefaction, LLC	2010-111-LNG	Long-Term	Turkey	La Seine	Sabine Pass, Louisiana	2,937,064	[*]
3/15/2022	Sabine Pass Liquefaction, LLC	Sabine Pass Liquefaction, LLC	2010-111-LNG	Long-Term	United Kingdom	MOL Hestia	Sabine Pass, Louisiana	3,258,239	

[S] Spot – a one-time transaction for near-term delivery of a specific quantity of LNG at a specific location. Spot cargos could be included in either long-term or short-term authorized types.

[*] Split cargo – a single shipment of LNG where portions of the cargo have different transactional characteristics. For instance, a single cargo can have more than one buyer, supplier, price, unloading port, loading port, or DOE authorization.

[C] Commissioning cargo – pre-commercial cargo loaded while export facility operations are still undergoing final testing and inspection. Commissioning cargos may occur multiple times for the same facility as individual LNG trains enter service.

Countries of destination are current as of publication date. Any updates to countries of destination reported will be published in the next scheduled LNG Monthly.

VESSEL-BORNE EXPORTS OF DOMESTICALLY-PRODUCED LIQUEFIED NATURAL GAS (LNG)

Table 2a(i)

Date of Departure	Name of Exporter	Supplier	Docket Number	Docket Term	Country of Destination	Name of Tanker	Departure Terminal	Volume (Mcf of Natural Gas)	Notes
3/16/2022	Sabine Pass Liquefaction, LLC	Sabine Pass Liquefaction, LLC	2010-111-LNG	Long-Term	United Kingdom	Gaslog Gibraltar	Sabine Pass, Louisiana	3,556,030	
3/17/2022	Sabine Pass Liquefaction, LLC	Sabine Pass Liquefaction, LLC	2010-111-LNG	Long-Term	France	Hellas Athina	Sabine Pass, Louisiana	3,310,121	
3/17/2022	Sabine Pass Liquefaction, LLC	Sabine Pass Liquefaction, LLC	2010-111-LNG	Long-Term	Spain	Castillo De Caldelas	Sabine Pass, Louisiana	3,796,426	
3/18/2022	Sabine Pass Liquefaction, LLC	Sabine Pass Liquefaction, LLC	2010-111-LNG	Long-Term	Belgium	Pearl LNG	Sabine Pass, Louisiana	3,643,800	
3/19/2022	Sabine Pass Liquefaction, LLC	Sabine Pass Liquefaction, LLC	2010-111-LNG	Long-Term	Netherlands	Dorado LNG	Sabine Pass, Louisiana	3,678,647	
3/20/2022	Sabine Pass Liquefaction, LLC	Sabine Pass Liquefaction, LLC	2010-111-LNG	Long-Term	France	LNGSHIPS Manhattan	Sabine Pass, Louisiana	3,663,462	
3/21/2022	Sabine Pass Liquefaction, LLC	Sabine Pass Liquefaction, LLC	2010-111-LNG	Long-Term	Bangladesh	Cool Explorer	Sabine Pass, Louisiana	3,420,968	
3/22/2022	Sabine Pass Liquefaction, LLC	Sabine Pass Liquefaction, LLC	2019-125-LNG	Long-Term	United Kingdom	Energy Endeavour	Sabine Pass, Louisiana	3,651,952	
3/23/2022	Sabine Pass Liquefaction, LLC	Sabine Pass Liquefaction, LLC	2019-125-LNG	Long-Term	Portugal	Cadiz Knutsen	Sabine Pass, Louisiana	2,939,278	
3/24/2022	Sabine Pass Liquefaction, LLC	Sabine Pass Liquefaction, LLC	2019-125-LNG	Long-Term	Netherlands	Asklipios	Sabine Pass, Louisiana	3,497,461	
3/24/2022	Sabine Pass Liquefaction, LLC	Sabine Pass Liquefaction, LLC	2019-125-LNG	Long-Term	South Korea	Flex Artemis	Sabine Pass, Louisiana	3,695,356	
3/26/2022	Sabine Pass Liquefaction, LLC	Sabine Pass Liquefaction, LLC	2019-125-LNG	Long-Term	United Kingdom	Golar Penguin	Sabine Pass, Louisiana	3,406,080	
3/27/2022	Sabine Pass Liquefaction, LLC	Sabine Pass Liquefaction, LLC	2019-125-LNG	Long-Term	Singapore	Gaslog Wellington	Sabine Pass, Louisiana	3,824,718	
3/27/2022	Sabine Pass Liquefaction, LLC	Sabine Pass Liquefaction, LLC	2019-125-LNG	Long-Term	South Korea	Gui Ying	Sabine Pass, Louisiana	3,684,331	
3/28/2022	Sabine Pass Liquefaction, LLC	Sabine Pass Liquefaction, LLC	2019-125-LNG	Long-Term	France	Flex Volunteer	Sabine Pass, Louisiana	3,289,704	
3/29/2022	Sabine Pass Liquefaction, LLC	Sabine Pass Liquefaction, LLC	2019-125-LNG	Long-Term	China	Gaslog Galveston	Sabine Pass, Louisiana	3,709,409	
3/30/2022	Sabine Pass Liquefaction, LLC	Sabine Pass Liquefaction, LLC	2019-125-LNG	Long-Term	Spain	Celsius Canberra	Sabine Pass, Louisiana	3,819,809	
3/31/2022	Sabine Pass Liquefaction, LLC	Sabine Pass Liquefaction, LLC	2019-125-LNG	Long-Term	France	Gaslog Gladstone	Sabine Pass, Louisiana	3,648,668	
3/31/2022	Sabine Pass Liquefaction, LLC	Sabine Pass Liquefaction, LLC	2019-125-LNG	Long-Term	United Kingdom	Flex Ranger	Sabine Pass, Louisiana	3,697,594	
4/1/2022	Sabine Pass Liquefaction, LLC	Sabine Pass Liquefaction, LLC	2010-111-LNG	Long-Term	United Kingdom	Hoegh Esperanza	Sabine Pass, Louisiana	3,622,697	
4/2/2022	Sabine Pass Liquefaction, LLC	Sabine Pass Liquefaction, LLC	2010-111-LNG	Long-Term	Spain	La Mancha Knutsen	Sabine Pass, Louisiana	3,522,846	
4/3/2022	Sabine Pass Liquefaction, LLC	Sabine Pass Liquefaction, LLC	2010-111-LNG	Long-Term	Netherlands	LNGShips Athena	Sabine Pass, Louisiana	3,640,557	
4/3/2022	Sabine Pass Liquefaction, LLC	Sabine Pass Liquefaction, LLC	2010-85-LNG	Long-Term	South Korea	Hyundai Peacepia	Sabine Pass, Louisiana	3,694,477	
4/4/2022	Sabine Pass Liquefaction, LLC	Sabine Pass Liquefaction, LLC	2010-111-LNG	Long-Term	India	ARISTARCHOS	Sabine Pass, Louisiana	3,704,815	
4/6/2022	Sabine Pass Liquefaction, LLC	Sabine Pass Liquefaction, LLC	2010-111-LNG	Long-Term	China	Marvel Swan	Sabine Pass, Louisiana	3,383,737	
4/6/2022	Sabine Pass Liquefaction, LLC	Sabine Pass Liquefaction, LLC	2010-111-LNG	Long-Term	Poland	Methane Lydon Volney	Sabine Pass, Louisiana	3,116,439	
4/7/2022	Sabine Pass Liquefaction, LLC	Sabine Pass Liquefaction, LLC	2010-111-LNG	Long-Term	Greece	LNG Lagos II	Sabine Pass, Louisiana	736,690	[*]
4/7/2022	Sabine Pass Liquefaction, LLC	Sabine Pass Liquefaction, LLC	2010-111-LNG	Long-Term	Turkey	LNG Lagos II	Sabine Pass, Louisiana	2,947,130	[*]
4/8/2022	Sabine Pass Liquefaction, LLC	Sabine Pass Liquefaction, LLC	2010-111-LNG	Long-Term	Netherlands	Gaslog Glasgow	Sabine Pass, Louisiana	3,577,867	
4/9/2022	Sabine Pass Liquefaction, LLC	Sabine Pass Liquefaction, LLC	2010-111-LNG	Long-Term	France	Golar Celsius	Sabine Pass, Louisiana	3,385,374	
4/9/2022	Sabine Pass Liquefaction, LLC	Sabine Pass Liquefaction, LLC	2010-111-LNG	Long-Term	United Kingdom	Gaslog Westminster	Sabine Pass, Louisiana	3,400,620	
4/10/2022	Sabine Pass Liquefaction, LLC	Sabine Pass Liquefaction, LLC	2010-111-LNG	Long-Term	France	SK Resolute	Sabine Pass, Louisiana	1,449,046	[*]
4/10/2022	Sabine Pass Liquefaction, LLC	Sabine Pass Liquefaction, LLC	2010-111-LNG	Long-Term	Italy	SK Resolute	Sabine Pass, Louisiana	2,211,075	[*]
4/11/2022	Sabine Pass Liquefaction, LLC	Sabine Pass Liquefaction, LLC	2010-111-LNG	Long-Term	Spain	Global Sea Spirit	Sabine Pass, Louisiana	3,710,589	
4/14/2022	Sabine Pass Liquefaction, LLC	Sabine Pass Liquefaction, LLC	2010-111-LNG	Long-Term	Belgium	Flex Endeavor	Sabine Pass, Louisiana	3,674,865	
4/14/2022	Sabine Pass Liquefaction, LLC	Sabine Pass Liquefaction, LLC	2010-111-LNG	Long-Term	Poland	Isabella	Sabine Pass, Louisiana	3,650,372	
4/15/2022	Sabine Pass Liquefaction, LLC	Sabine Pass Liquefaction, LLC	2010-111-LNG	Long-Term	Spain	Maran Gas Hector	Sabine Pass, Louisiana	3,569,569	
4/16/2022	Sabine Pass Liquefaction, LLC	Sabine Pass Liquefaction, LLC	2010-111-LNG	Long-Term	France	Gaslog Gibraltar	Sabine Pass, Louisiana	3,706,799	
4/16/2022	Sabine Pass Liquefaction, LLC	Sabine Pass Liquefaction, LLC	2010-111-LNG	Long-Term	Spain	Castillo De Caldelas	Sabine Pass, Louisiana	3,539,610	
4/17/2022	Sabine Pass Liquefaction, LLC	Sabine Pass Liquefaction, LLC	2010-111-LNG	Long-Term	United Kingdom	Tenergy	Sabine Pass, Louisiana	3,440,416	
4/18/2022	Sabine Pass Liquefaction, LLC	Sabine Pass Liquefaction, LLC	2010-111-LNG	Long-Term	United Kingdom	SM Eagle	Sabine Pass, Louisiana	3,704,919	
4/19/2022	Sabine Pass Liquefaction, LLC	Sabine Pass Liquefaction, LLC	2010-111-LNG	Long-Term	Argentina	Vivit Americas Lng	Sabine Pass, Louisiana	2,225,232	[*]
4/19/2022	Sabine Pass Liquefaction, LLC	Sabine Pass Liquefaction, LLC	2010-111-LNG	Long-Term	Spain	Vivit Americas Lng	Sabine Pass, Louisiana	1,062,984	[*]
4/20/2022	Sabine Pass Liquefaction, LLC	Sabine Pass Liquefaction, LLC	2010-111-LNG	Long-Term	Netherlands	LNGSHIPS Manhattan	Sabine Pass, Louisiana	3,705,601	
4/20/2022	Sabine Pass Liquefaction, LLC	Sabine Pass Liquefaction, LLC	2010-111-LNG	Long-Term	Spain	Rioja Knutsen	Sabine Pass, Louisiana	3,627,420	

[S] Spot – a one-time transaction for near-term delivery of a specific quantity of LNG at a specific location. Spot cargos could be included in either long-term or short-term authorized types.

[*] Split cargo – a single shipment of LNG where portions of the cargo have different transactional characteristics. For instance, a single cargo can have more than one buyer, supplier, price, unloading port, loading port, or DOE authorization.

[C] Commissioning cargo – pre-commercial cargo loaded while export facility operations are still undergoing final testing and inspection. Commissioning cargos may occur multiple times for the same facility as individual LNG trains enter service.

Countries of destination are current as of publication date. Any updates to countries of destination reported will be published in the next scheduled LNG Monthly.

VESSEL-BORNE EXPORTS OF DOMESTICALLY-PRODUCED LIQUEFIED NATURAL GAS (LNG)

Table 2a(i)

Date of Departure	Name of Exporter	Supplier	Docket Number	Docket Term	Country of Destination	Name of Tanker	Departure Terminal	Volume (Mcf of Natural Gas)	Notes
4/21/2022	Sabine Pass Liquefaction, LLC	Sabine Pass Liquefaction, LLC	2010-111-LNG	Long-Term	Spain	Ribera del Duero Knutsen	Sabine Pass, Louisiana	3,552,229	
4/21/2022	Sabine Pass Liquefaction, LLC	Sabine Pass Liquefaction, LLC	2010-85-LNG	Long-Term	Chile	Gaslog Georgetown	Sabine Pass, Louisiana	3,530,053	
4/22/2022	Sabine Pass Liquefaction, LLC	Sabine Pass Liquefaction, LLC	2010-111-LNG	Long-Term	Taiwan	Dorado LNG	Sabine Pass, Louisiana	3,399,032	
4/23/2022	Sabine Pass Liquefaction, LLC	Sabine Pass Liquefaction, LLC	2010-111-LNG	Long-Term	Kuwait	Celsius Charlotte	Sabine Pass, Louisiana	3,818,908	
4/23/2022	Sabine Pass Liquefaction, LLC	Sabine Pass Liquefaction, LLC	2010-85-LNG	Long-Term	South Korea	Hyundai Ecopia	Sabine Pass, Louisiana	3,150,824	
4/24/2022	Sabine Pass Liquefaction, LLC	Sabine Pass Liquefaction, LLC	2010-85-LNG	Long-Term	Dominican Republic	Gaslog Hong Kong	Sabine Pass, Louisiana	3,645,354	
4/25/2022	Sabine Pass Liquefaction, LLC	Sabine Pass Liquefaction, LLC	2010-111-LNG	Long-Term	Argentina	Gaslog Salem	Sabine Pass, Louisiana	3,287,643	
4/26/2022	Sabine Pass Liquefaction, LLC	Sabine Pass Liquefaction, LLC	2010-111-LNG	Long-Term	United Kingdom	Flex Volunteer	Sabine Pass, Louisiana	3,709,643	
4/27/2022	Sabine Pass Liquefaction, LLC	Sabine Pass Liquefaction, LLC	2010-111-LNG	Long-Term	France	Pearl LNG	Sabine Pass, Louisiana	3,701,761	
4/28/2022	Sabine Pass Liquefaction, LLC	Sabine Pass Liquefaction, LLC	2010-111-LNG	Long-Term	Belgium	Asklipios	Sabine Pass, Louisiana	3,666,394	
4/29/2022	Sabine Pass Liquefaction, LLC	Sabine Pass Liquefaction, LLC	2010-111-LNG	Long-Term	Greece	Oak Spirit	Sabine Pass, Louisiana	599,525	[*]
4/29/2022	Sabine Pass Liquefaction, LLC	Sabine Pass Liquefaction, LLC	2010-111-LNG	Long-Term	Pakistan	Oak Spirit	Sabine Pass, Louisiana	3,074,310	[*]
4/30/2022	Sabine Pass Liquefaction, LLC	Sabine Pass Liquefaction, LLC	2010-111-LNG	Long-Term	India	Golar Penguin	Sabine Pass, Louisiana	3,413,064	
5/1/2022	Sabine Pass Liquefaction, LLC	Sabine Pass Liquefaction, LLC	2010-111-LNG	Long-Term	Netherlands	Global Energy	Sabine Pass, Louisiana	3,475,002	
5/1/2022	Sabine Pass Liquefaction, LLC	Sabine Pass Liquefaction, LLC	2010-111-LNG	Long-Term	Spain	Cadiz Knutsen	Sabine Pass, Louisiana	2,938,544	
5/2/2022	Sabine Pass Liquefaction, LLC	Sabine Pass Liquefaction, LLC	2010-111-LNG	Long-Term	Turkey	La Seine	Sabine Pass, Louisiana	2,680,977	
5/2/2022	Sabine Pass Liquefaction, LLC	Sabine Pass Liquefaction, LLC	2010-85-LNG	Long-Term	Chile	LNGSHIPS EMPRESS	Sabine Pass, Louisiana	3,424,948	
5/3/2022	Sabine Pass Liquefaction, LLC	Sabine Pass Liquefaction, LLC	2010-111-LNG	Long-Term	Spain	Maran Gas Ithaca	Sabine Pass, Louisiana	3,385,500	
5/4/2022	Sabine Pass Liquefaction, LLC	Sabine Pass Liquefaction, LLC	2010-111-LNG	Long-Term	Poland	Flex Ranger	Sabine Pass, Louisiana	3,694,203	
5/5/2022	Sabine Pass Liquefaction, LLC	Sabine Pass Liquefaction, LLC	2010-111-LNG	Long-Term	Turkey	LNG Sakura	Sabine Pass, Louisiana	3,599,586	
5/6/2022	Sabine Pass Liquefaction, LLC	Sabine Pass Liquefaction, LLC	2010-111-LNG	Long-Term	France	Castillo de Villalba	Sabine Pass, Louisiana	2,942,364	
5/7/2022	Sabine Pass Liquefaction, LLC	Sabine Pass Liquefaction, LLC	2010-111-LNG	Long-Term	Greece	Gaslog Hong Kong	Sabine Pass, Louisiana	3,308,572	
5/7/2022	Sabine Pass Liquefaction, LLC	Sabine Pass Liquefaction, LLC	2010-111-LNG	Long-Term	United Kingdom	Golar Celsius	Sabine Pass, Louisiana	3,384,223	
5/8/2022	Sabine Pass Liquefaction, LLC	Sabine Pass Liquefaction, LLC	2010-111-LNG	Long-Term	Netherlands	Maran Gas Amorgos	Sabine Pass, Louisiana	3,438,431	
5/9/2022	Sabine Pass Liquefaction, LLC	Sabine Pass Liquefaction, LLC	2010-85-LNG	Long-Term	South Korea	K. Mugungwha	Sabine Pass, Louisiana	3,220,660	
5/10/2022	Sabine Pass Liquefaction, LLC	Sabine Pass Liquefaction, LLC	2010-111-LNG	Long-Term	Spain	Golar Glacier	Sabine Pass, Louisiana	3,441,052	
5/11/2022	Sabine Pass Liquefaction, LLC	Sabine Pass Liquefaction, LLC	2010-111-LNG	Long-Term	Poland	Gaslog Gladstone	Sabine Pass, Louisiana	3,702,838	
5/12/2022	Sabine Pass Liquefaction, LLC	Sabine Pass Liquefaction, LLC	2010-111-LNG	Long-Term	Poland	Gaslog Glasgow	Sabine Pass, Louisiana	3,708,527	
5/13/2022	Sabine Pass Liquefaction, LLC	Sabine Pass Liquefaction, LLC	2010-111-LNG	Long-Term	Croatia	Castillo De Merida	Sabine Pass, Louisiana	1,472,248	[*]
5/13/2022	Sabine Pass Liquefaction, LLC	Sabine Pass Liquefaction, LLC	2010-111-LNG	Long-Term	Greece	Castillo De Merida	Sabine Pass, Louisiana	1,711,483	[*]
5/13/2022	Sabine Pass Liquefaction, LLC	Sabine Pass Liquefaction, LLC	2010-111-LNG	Long-Term	Kuwait	Energy Endeavour	Sabine Pass, Louisiana	3,516,656	
5/14/2022	Sabine Pass Liquefaction, LLC	Sabine Pass Liquefaction, LLC	2010-111-LNG	Long-Term	Italy	Celsius Canberra	Sabine Pass, Louisiana	3,841,557	
5/15/2022	Sabine Pass Liquefaction, LLC	Sabine Pass Liquefaction, LLC	2010-111-LNG	Long-Term	Netherlands	Magdala	Sabine Pass, Louisiana	3,682,465	
5/16/2022	Sabine Pass Liquefaction, LLC	Sabine Pass Liquefaction, LLC	2010-111-LNG	Long-Term	Lithuania	Isabella	Sabine Pass, Louisiana	3,666,110	
5/17/2022	Sabine Pass Liquefaction, LLC	Sabine Pass Liquefaction, LLC	2010-111-LNG	Long-Term	Croatia	British Achiever	Sabine Pass, Louisiana	3,684,340	
5/18/2022	Sabine Pass Liquefaction, LLC	Sabine Pass Liquefaction, LLC	2010-111-LNG	Long-Term	Kuwait	LNG Abalamabie	Sabine Pass, Louisiana	3,285,747	
5/19/2022	Sabine Pass Liquefaction, LLC	Sabine Pass Liquefaction, LLC	2010-111-LNG	Long-Term	France	Minerva Limnos	Sabine Pass, Louisiana	3,391,652	
5/20/2022	Sabine Pass Liquefaction, LLC	Sabine Pass Liquefaction, LLC	2010-111-LNG	Long-Term	Belgium	Celsius Copenhagen	Sabine Pass, Louisiana	3,441,468	
5/20/2022	Sabine Pass Liquefaction, LLC	Sabine Pass Liquefaction, LLC	2010-85-LNG	Long-Term	South Korea	SM Eagle	Sabine Pass, Louisiana	3,703,192	
5/21/2022	Sabine Pass Liquefaction, LLC	Sabine Pass Liquefaction, LLC	2010-111-LNG	Long-Term	France	Energy Pacific	Sabine Pass, Louisiana	3,693,605	
5/22/2022	Sabine Pass Liquefaction, LLC	Sabine Pass Liquefaction, LLC	2010-111-LNG	Long-Term	Spain	Rioja Knutsen	Sabine Pass, Louisiana	3,267,202	
5/23/2022	Sabine Pass Liquefaction, LLC	Sabine Pass Liquefaction, LLC	2010-85-LNG	Long-Term	Chile	LNGSHIPS Manhattan	Sabine Pass, Louisiana	3,298,482	
5/24/2022	Sabine Pass Liquefaction, LLC	Sabine Pass Liquefaction, LLC	2010-111-LNG	Long-Term	France	Iberica Knutsen	Sabine Pass, Louisiana	2,940,600	
5/24/2022	Sabine Pass Liquefaction, LLC	Sabine Pass Liquefaction, LLC	2010-111-LNG	Long-Term	Spain	Mu Lan	Sabine Pass, Louisiana	3,287,258	
5/26/2022	Sabine Pass Liquefaction, LLC	Sabine Pass Liquefaction, LLC	2010-111-LNG	Long-Term	France	Gui Ying	Sabine Pass, Louisiana	3,657,645	

[S] Spot – a one-time transaction for near-term delivery of a specific quantity of LNG at a specific location. Spot cargos could be included in either long-term or short-term authorized types.

[*] Split cargo – a single shipment of LNG where portions of the cargo have different transactional characteristics. For instance, a single cargo can have more than one buyer, supplier, price, unloading port, loading port, or DOE authorization.

[C] Commissioning cargo – pre-commercial cargo loaded while export facility operations are still undergoing final testing and inspection. Commissioning cargos may occur multiple times for the same facility as individual LNG trains enter service.

Countries of destination are current as of publication date. Any updates to countries of destination reported will be published in the next scheduled LNG Monthly.

VESSEL-BORNE EXPORTS OF DOMESTICALLY-PRODUCED LIQUEFIED NATURAL GAS (LNG)

Table 2a(i)

Date of Departure	Name of Exporter	Supplier	Docket Number	Docket Term	Country of Destination	Name of Tanker	Departure Terminal	Volume (Mcf of Natural Gas)	Notes
5/26/2022	Sabine Pass Liquefaction, LLC	Sabine Pass Liquefaction, LLC	2010-111-LNG	Long-Term	Kuwait	Amberjack LNG	Sabine Pass, Louisiana	3,707,123	
5/27/2022	Sabine Pass Liquefaction, LLC	Sabine Pass Liquefaction, LLC	2010-111-LNG	Long-Term	Thailand	Gaslog Gibraltar	Sabine Pass, Louisiana	3,418,693	
5/28/2022	Sabine Pass Liquefaction, LLC	Sabine Pass Liquefaction, LLC	2010-111-LNG	Long-Term	Taiwan	Flex Volunteer	Sabine Pass, Louisiana	3,463,670	
5/29/2022	Sabine Pass Liquefaction, LLC	Sabine Pass Liquefaction, LLC	2010-111-LNG	Long-Term	Taiwan	Merchant	Sabine Pass, Louisiana	2,949,648	
5/30/2022	Sabine Pass Liquefaction, LLC	Sabine Pass Liquefaction, LLC	2010-111-LNG	Long-Term	Italy	Golar Bear	Sabine Pass, Louisiana	3,287,707	
5/31/2022	Sabine Pass Liquefaction, LLC	Sabine Pass Liquefaction, LLC	2010-111-LNG	Long-Term	Argentina	Ribera del Duero Knutsen	Sabine Pass, Louisiana	3,508,797	
5/31/2022	Sabine Pass Liquefaction, LLC	Sabine Pass Liquefaction, LLC	2010-111-LNG	Long-Term	France	Transgas Force	Sabine Pass, Louisiana	3,510,626	
6/2/2022	Sabine Pass Liquefaction, LLC	Sabine Pass Liquefaction, LLC	2010-111-LNG	Long-Term	Turkey	Bonito LNG	Sabine Pass, Louisiana	3,705,779	
6/3/2022	Sabine Pass Liquefaction, LLC	Sabine Pass Liquefaction, LLC	2010-111-LNG	Long-Term	Netherlands	Asklipios	Sabine Pass, Louisiana	3,708,031	
6/4/2022	Sabine Pass Liquefaction, LLC	Sabine Pass Liquefaction, LLC	2010-111-LNG	Long-Term	Netherlands	LNG Endeavour	Sabine Pass, Louisiana	3,649,445	
6/5/2022	Sabine Pass Liquefaction, LLC	Sabine Pass Liquefaction, LLC	2010-111-LNG	Long-Term	Turkey	Celsius Carolina	Sabine Pass, Louisiana	3,835,894	
6/6/2022	Sabine Pass Liquefaction, LLC	Sabine Pass Liquefaction, LLC	2010-85-LNG	Long-Term	South Korea	Hyundai Princepia	Sabine Pass, Louisiana	3,709,218	
6/7/2022	Sabine Pass Liquefaction, LLC	Sabine Pass Liquefaction, LLC	2010-85-LNG	Long-Term	South Korea	Flex Artemis	Sabine Pass, Louisiana	3,697,449	
6/8/2022	Sabine Pass Liquefaction, LLC	Sabine Pass Liquefaction, LLC	2010-111-LNG	Long-Term	France	Flex Ranger	Sabine Pass, Louisiana	3,685,353	
6/9/2022	Sabine Pass Liquefaction, LLC	Sabine Pass Liquefaction, LLC	2010-111-LNG	Long-Term	Argentina	La Mancha Knutsen	Sabine Pass, Louisiana	3,181,122	
6/10/2022	Sabine Pass Liquefaction, LLC	Sabine Pass Liquefaction, LLC	2010-111-LNG	Long-Term	Netherlands	Golar Celsius	Sabine Pass, Louisiana	3,375,173	
6/11/2022	Sabine Pass Liquefaction, LLC	Sabine Pass Liquefaction, LLC	2010-111-LNG	Long-Term	Japan	Gaslog Georgetown	Sabine Pass, Louisiana	3,679,797	
6/12/2022	Sabine Pass Liquefaction, LLC	Sabine Pass Liquefaction, LLC	2010-111-LNG	Long-Term	Poland	Gaslog Gladstone	Sabine Pass, Louisiana	3,522,125	
6/12/2022	Sabine Pass Liquefaction, LLC	Sabine Pass Liquefaction, LLC	2010-111-LNG	Long-Term	Spain	Cadiz Knutsen	Sabine Pass, Louisiana	2,934,371	
6/13/2022	Sabine Pass Liquefaction, LLC	Sabine Pass Liquefaction, LLC	2010-85-LNG	Long-Term	South Korea	SM Seahawk	Sabine Pass, Louisiana	3,693,437	
6/15/2022	Sabine Pass Liquefaction, LLC	Sabine Pass Liquefaction, LLC	2010-111-LNG	Long-Term	Belgium	ARISTARCHOS	Sabine Pass, Louisiana	3,697,785	
6/16/2022	Sabine Pass Liquefaction, LLC	Sabine Pass Liquefaction, LLC	2010-111-LNG	Long-Term	Argentina	Vivirt City LNG	Sabine Pass, Louisiana	2,201,690	[*]
6/16/2022	Sabine Pass Liquefaction, LLC	Sabine Pass Liquefaction, LLC	2010-111-LNG	Long-Term	Brazil	Vivirt City LNG	Sabine Pass, Louisiana	1,316,085	[*]
6/17/2022	Sabine Pass Liquefaction, LLC	Sabine Pass Liquefaction, LLC	2010-111-LNG	Long-Term	France	Rioja Knutsen	Sabine Pass, Louisiana	3,083,550	
6/17/2022	Sabine Pass Liquefaction, LLC	Sabine Pass Liquefaction, LLC	2010-111-LNG	Long-Term	Netherlands	Hoegh Esperanza	Sabine Pass, Louisiana	3,282,306	
6/18/2022	Sabine Pass Liquefaction, LLC	Sabine Pass Liquefaction, LLC	2010-111-LNG	Long-Term	Taiwan	Energy Pacific	Sabine Pass, Louisiana	3,505,148	
6/19/2022	Sabine Pass Liquefaction, LLC	Sabine Pass Liquefaction, LLC	2010-111-LNG	Long-Term	Kuwait	Clean Cajun	Sabine Pass, Louisiana	4,263,693	
6/20/2022	Sabine Pass Liquefaction, LLC	Sabine Pass Liquefaction, LLC	2010-111-LNG	Long-Term	Croatia	LNG Endurance	Sabine Pass, Louisiana	1,202,968	[*]
6/20/2022	Sabine Pass Liquefaction, LLC	Sabine Pass Liquefaction, LLC	2010-111-LNG	Long-Term	Greece	LNG Endurance	Sabine Pass, Louisiana	2,399,042	[*]
6/21/2022	Sabine Pass Liquefaction, LLC	Sabine Pass Liquefaction, LLC	2010-111-LNG	Long-Term	Argentina	Golar Glacier	Sabine Pass, Louisiana	3,282,435	
6/22/2022	Sabine Pass Liquefaction, LLC	Sabine Pass Liquefaction, LLC	2010-85-LNG	Long-Term	Singapore	Methane Julia Louise	Sabine Pass, Louisiana	3,352,180	
6/24/2022	Sabine Pass Liquefaction, LLC	Sabine Pass Liquefaction, LLC	2010-111-LNG	Long-Term	Poland	BW Magnolia	Sabine Pass, Louisiana	3,662,815	
6/25/2022	Sabine Pass Liquefaction, LLC	Sabine Pass Liquefaction, LLC	2010-111-LNG	Long-Term	Italy	Gui Ying	Sabine Pass, Louisiana	3,674,261	
6/26/2022	Sabine Pass Liquefaction, LLC	Sabine Pass Liquefaction, LLC	2010-111-LNG	Long-Term	Netherlands	Maran Gas Hector	Sabine Pass, Louisiana	3,263,882	
6/26/2022	Sabine Pass Liquefaction, LLC	Sabine Pass Liquefaction, LLC	2010-111-LNG	Long-Term	Netherlands	Gaslog Westminster	Sabine Pass, Louisiana	3,428,668	
6/28/2022	Sabine Pass Liquefaction, LLC	Sabine Pass Liquefaction, LLC	2010-111-LNG	Long-Term	Argentina	Golar Snow	Sabine Pass, Louisiana	3,278,072	
6/29/2022	Sabine Pass Liquefaction, LLC	Sabine Pass Liquefaction, LLC	2010-111-LNG	Long-Term	France	Gaslog Galveston	Sabine Pass, Louisiana	3,707,579	
6/30/2022	Sabine Pass Liquefaction, LLC	Sabine Pass Liquefaction, LLC	2010-111-LNG	Long-Term	Croatia	Pan Americas	Sabine Pass, Louisiana	3,548,514	
6/30/2022	Sabine Pass Liquefaction, LLC	Sabine Pass Liquefaction, LLC	2010-85-LNG	Long-Term	South Korea	Hyundai Ecopia	Sabine Pass, Louisiana	3,162,346	
7/1/2022	Sabine Pass Liquefaction, LLC	Sabine Pass Liquefaction, LLC	2010-111-LNG	Long-Term	Spain	Castillo De Merida	Sabine Pass, Louisiana	3,722,816	
7/2/2022	Sabine Pass Liquefaction, LLC	Sabine Pass Liquefaction, LLC	2010-111-LNG	Long-Term	Taiwan	Global Sealine	Sabine Pass, Louisiana	3,659,943	
7/3/2022	Sabine Pass Liquefaction, LLC	Sabine Pass Liquefaction, LLC	2010-111-LNG	Long-Term	France	Gaslog Windsor	Sabine Pass, Louisiana	3,163,613	
7/3/2022	Sabine Pass Liquefaction, LLC	Sabine Pass Liquefaction, LLC	2010-111-LNG	Long-Term	India	Maran Gas Ulysses	Sabine Pass, Louisiana	3,545,570	
7/5/2022	Sabine Pass Liquefaction, LLC	Sabine Pass Liquefaction, LLC	2010-111-LNG	Long-Term	France	LNG Sakura	Sabine Pass, Louisiana	3,717,082	
7/5/2022	Sabine Pass Liquefaction, LLC	Sabine Pass Liquefaction, LLC	2010-85-LNG	Long-Term	South Korea	K Jasmine	Sabine Pass, Louisiana	3,070,778	

[S] Spot – a one-time transaction for near-term delivery of a specific quantity of LNG at a specific location. Spot cargos could be included in either long-term or short-term authorized types.

[*] Split cargo – a single shipment of LNG where portions of the cargo have different transactional characteristics. For instance, a single cargo can have more than one buyer, supplier, price, unloading port, loading port, or DOE authorization.

[C] Commissioning cargo – pre-commercial cargo loaded while export facility operations are still undergoing final testing and inspection. Commissioning cargos may occur multiple times for the same facility as individual LNG trains enter service.

Countries of destination are current as of publication date. Any updates to countries of destination reported will be published in the next scheduled LNG Monthly.

VESSEL-BORNE EXPORTS OF DOMESTICALLY-PRODUCED LIQUEFIED NATURAL GAS (LNG)

Table 2a(i)

Date of Departure	Name of Exporter	Supplier	Docket Number	Docket Term	Country of Destination	Name of Tanker	Departure Terminal	Volume (Mcf of Natural Gas)	Notes
7/6/2022	Sabine Pass Liquefaction, LLC	Sabine Pass Liquefaction, LLC	2010-111-LNG	Long-Term	Lithuania	Isabella	Sabine Pass, Louisiana	3,661,743	
7/7/2022	Sabine Pass Liquefaction, LLC	Sabine Pass Liquefaction, LLC	2010-111-LNG	Long-Term	Netherlands	Stena Crystal Sky	Sabine Pass, Louisiana	3,697,796	
7/8/2022	Sabine Pass Liquefaction, LLC	Sabine Pass Liquefaction, LLC	2010-111-LNG	Long-Term	Argentina	Ribera del Duero Knutsen	Sabine Pass, Louisiana	2,879,182	
7/9/2022	Sabine Pass Liquefaction, LLC	Sabine Pass Liquefaction, LLC	2010-111-LNG	Long-Term	Brazil	Gaslog Hong Kong	Sabine Pass, Louisiana	1,537,645	[*]
7/9/2022	Sabine Pass Liquefaction, LLC	Sabine Pass Liquefaction, LLC	2010-111-LNG	Long-Term	France	Gaslog Hong Kong	Sabine Pass, Louisiana	1,407,284	[*]
7/9/2022	Sabine Pass Liquefaction, LLC	Sabine Pass Liquefaction, LLC	2010-111-LNG	Long-Term	Lithuania	Gaslog Hong Kong	Sabine Pass, Louisiana	649,516	[*]
7/10/2022	Sabine Pass Liquefaction, LLC	Sabine Pass Liquefaction, LLC	2010-111-LNG	Long-Term	Italy	Golar Bear	Sabine Pass, Louisiana	3,276,931	
7/11/2022	Sabine Pass Liquefaction, LLC	Sabine Pass Liquefaction, LLC	2010-111-LNG	Long-Term	France	Castillo de Villalba	Sabine Pass, Louisiana	2,935,823	
7/12/2022	Sabine Pass Liquefaction, LLC	Sabine Pass Liquefaction, LLC	2010-85-LNG	Long-Term	South Korea	K. Mugungwha	Sabine Pass, Louisiana	3,219,241	
7/13/2022	Sabine Pass Liquefaction, LLC	Sabine Pass Liquefaction, LLC	2010-111-LNG	Long-Term	Netherlands	Golar Celsius	Sabine Pass, Louisiana	3,374,200	
7/14/2022	Sabine Pass Liquefaction, LLC	Sabine Pass Liquefaction, LLC	2010-111-LNG	Long-Term	Spain	ORION SEA	Sabine Pass, Louisiana	3,464,798	
7/14/2022	Sabine Pass Liquefaction, LLC	Sabine Pass Liquefaction, LLC	2010-85-LNG	Long-Term	South Korea	Hyundai Peacepia	Sabine Pass, Louisiana	3,707,666	
7/16/2022	Sabine Pass Liquefaction, LLC	Sabine Pass Liquefaction, LLC	2010-111-LNG	Long-Term	Netherlands	La Mancha Knutsen	Sabine Pass, Louisiana	3,514,800	
7/16/2022	Sabine Pass Liquefaction, LLC	Sabine Pass Liquefaction, LLC	2010-111-LNG	Long-Term	Taiwan	Bonito LNG	Sabine Pass, Louisiana	2,862,473	
7/17/2022	Sabine Pass Liquefaction, LLC	Sabine Pass Liquefaction, LLC	2010-111-LNG	Long-Term	France	ARISTARCHOS	Sabine Pass, Louisiana	3,251,818	
7/17/2022	Sabine Pass Liquefaction, LLC	Sabine Pass Liquefaction, LLC	2010-111-LNG	Long-Term	Netherlands	Transgas Force	Sabine Pass, Louisiana	3,273,307	
7/17/2022	Sabine Pass Liquefaction, LLC	Sabine Pass Liquefaction, LLC	2010-111-LNG	Long-Term	Netherlands	Transgas Force	Sabine Pass, Louisiana	424,394	
7/18/2022	Sabine Pass Liquefaction, LLC	Sabine Pass Liquefaction, LLC	2013-121-LNG	Long-Term	China	Prism Courage	Sabine Pass, Louisiana	783,943	[*]
7/18/2022	Sabine Pass Liquefaction, LLC	Sabine Pass Liquefaction, LLC	2013-121-LNG	Long-Term	Singapore	Prism Courage	Sabine Pass, Louisiana	2,982,091	[*]
7/19/2022	Sabine Pass Liquefaction, LLC	Sabine Pass Liquefaction, LLC	2013-121-LNG	Long-Term	Kuwait	Energy Endeavour	Sabine Pass, Louisiana	2,845,062	[*]
7/19/2022	Sabine Pass Liquefaction, LLC	Sabine Pass Liquefaction, LLC	2013-121-LNG	Long-Term	United Kingdom	Energy Endeavour	Sabine Pass, Louisiana	273,280	[*]
7/20/2022	Sabine Pass Liquefaction, LLC	Sabine Pass Liquefaction, LLC	2013-121-LNG	Long-Term	Taiwan	Stena Blue Sky	Sabine Pass, Louisiana	2,830,780	
7/21/2022	Sabine Pass Liquefaction, LLC	Sabine Pass Liquefaction, LLC	2013-121-LNG	Long-Term	Netherlands	Kool Firm	Sabine Pass, Louisiana	3,646,434	
7/22/2022	Sabine Pass Liquefaction, LLC	Sabine Pass Liquefaction, LLC	2013-121-LNG	Long-Term	South Korea	Diamond Gas Crystal	Sabine Pass, Louisiana	3,276,212	
7/23/2022	Sabine Pass Liquefaction, LLC	Sabine Pass Liquefaction, LLC	2013-121-LNG	Long-Term	India	Vivit Americas Lng	Sabine Pass, Louisiana	3,516,807	
7/24/2022	Sabine Pass Liquefaction, LLC	Sabine Pass Liquefaction, LLC	2013-121-LNG	Long-Term	Poland	British Listener	Sabine Pass, Louisiana	3,659,109	
7/25/2022	Sabine Pass Liquefaction, LLC	Sabine Pass Liquefaction, LLC	2013-121-LNG	Long-Term	Spain	Iberica Knutsen	Sabine Pass, Louisiana	2,934,922	
7/26/2022	Sabine Pass Liquefaction, LLC	Sabine Pass Liquefaction, LLC	2013-121-LNG	Long-Term	France	Gui Ying	Sabine Pass, Louisiana	3,677,430	
7/26/2022	Sabine Pass Liquefaction, LLC	Sabine Pass Liquefaction, LLC	2013-121-LNG	Long-Term	South Korea	Maran Gas Hector	Sabine Pass, Louisiana	3,536,914	
7/28/2022	Sabine Pass Liquefaction, LLC	Sabine Pass Liquefaction, LLC	2013-121-LNG	Long-Term	France	Catalunya Spirit	Sabine Pass, Louisiana	2,938,676	
7/28/2022	Sabine Pass Liquefaction, LLC	Sabine Pass Liquefaction, LLC	2013-121-LNG	Long-Term	Spain	Gaslog Genoa	Sabine Pass, Louisiana	3,423,531	
7/30/2022	Sabine Pass Liquefaction, LLC	Sabine Pass Liquefaction, LLC	2013-121-LNG	Long-Term	France	Amberjack LNG	Sabine Pass, Louisiana	3,536,709	
7/31/2022	Sabine Pass Liquefaction, LLC	Sabine Pass Liquefaction, LLC	2013-121-LNG	Long-Term	France	Bahrain Spirit	Sabine Pass, Louisiana	3,089,857	
7/31/2022	Sabine Pass Liquefaction, LLC	Sabine Pass Liquefaction, LLC	2013-121-LNG	Long-Term	Spain	Global Sea Spirit	Sabine Pass, Louisiana	3,572,061	
8/1/2022	Sabine Pass Liquefaction, LLC	Sabine Pass Liquefaction, LLC	2013-121-LNG	Long-Term	Spain	Flex Vigilant	Sabine Pass, Louisiana	3,575,184	
8/2/2022	Sabine Pass Liquefaction, LLC	Sabine Pass Liquefaction, LLC	2013-121-LNG	Long-Term	Taiwan	Fuji LNG	Sabine Pass, Louisiana	2,672,476	
8/3/2022	Sabine Pass Liquefaction, LLC	Sabine Pass Liquefaction, LLC	2013-121-LNG	Long-Term	Poland	Asklipios	Sabine Pass, Louisiana	3,115,589	
8/4/2022	Sabine Pass Liquefaction, LLC	Sabine Pass Liquefaction, LLC	2013-121-LNG	Long-Term	Thailand	Maran Gas Spetses	Sabine Pass, Louisiana	3,606,714	
8/5/2022	Sabine Pass Liquefaction, LLC	Sabine Pass Liquefaction, LLC	2013-121-LNG	Long-Term	Spain	Castillo De Merida	Sabine Pass, Louisiana	3,361,894	
8/6/2022	Sabine Pass Liquefaction, LLC	Sabine Pass Liquefaction, LLC	2013-121-LNG	Long-Term	Indonesia	Minerva Limnos	Sabine Pass, Louisiana	392,012	[*]
8/6/2022	Sabine Pass Liquefaction, LLC	Sabine Pass Liquefaction, LLC	2013-121-LNG	Long-Term	Japan	Minerva Limnos	Sabine Pass, Louisiana	3,210,358	[*]
8/6/2022	Sabine Pass Liquefaction, LLC	Sabine Pass Liquefaction, LLC	2013-121-LNG	Long-Term	Kuwait	Gaslog Westminster	Sabine Pass, Louisiana	3,020,804	
8/7/2022	Sabine Pass Liquefaction, LLC	Sabine Pass Liquefaction, LLC	2013-121-LNG	Long-Term	Netherlands	Maria Energy	Sabine Pass, Louisiana	3,377,578	
8/8/2022	Sabine Pass Liquefaction, LLC	Sabine Pass Liquefaction, LLC	2013-121-LNG	Long-Term	Netherlands	Pan Americas	Sabine Pass, Louisiana	3,607,783	
8/9/2022	Sabine Pass Liquefaction, LLC	Sabine Pass Liquefaction, LLC	2013-121-LNG	Long-Term	India	BW Paris	Sabine Pass, Louisiana	3,285,776	

[S] Spot – a one-time transaction for near-term delivery of a specific quantity of LNG at a specific location. Spot cargos could be included in either long-term or short-term authorized types.

[*] Split cargo – a single shipment of LNG where portions of the cargo have different transactional characteristics. For instance, a single cargo can have more than one buyer, supplier, price, unloading port, loading port, or DOE authorization.

[C] Commissioning cargo – pre-commercial cargo loaded while export facility operations are still undergoing final testing and inspection. Commissioning cargos may occur multiple times for the same facility as individual LNG trains enter service.

Countries of destination are current as of publication date. Any updates to countries of destination reported will be published in the next scheduled LNG Monthly.

VESSEL-BORNE EXPORTS OF DOMESTICALLY-PRODUCED LIQUEFIED NATURAL GAS (LNG)

Table 2a(i)

Date of Departure	Name of Exporter	Supplier	Docket Number	Docket Term	Country of Destination	Name of Tanker	Departure Terminal	Volume (Mcf of Natural Gas)	Notes
8/10/2022	Sabine Pass Liquefaction, LLC	Sabine Pass Liquefaction, LLC	2013-121-LNG	Long-Term	Spain	ORION SEA	Sabine Pass, Louisiana	2,845,924	
8/11/2022	Sabine Pass Liquefaction, LLC	Sabine Pass Liquefaction, LLC	2013-121-LNG	Long-Term	South Korea	Hyundai Princepia	Sabine Pass, Louisiana	3,698,391	
8/12/2022	Sabine Pass Liquefaction, LLC	Sabine Pass Liquefaction, LLC	2013-121-LNG	Long-Term	France	Stena Crystal Sky	Sabine Pass, Louisiana	3,690,735	
8/12/2022	Sabine Pass Liquefaction, LLC	Sabine Pass Liquefaction, LLC	2013-121-LNG	Long-Term	South Korea	Oak Spirit	Sabine Pass, Louisiana	3,685,347	
8/13/2022	Sabine Pass Liquefaction, LLC	Sabine Pass Liquefaction, LLC	2013-121-LNG	Long-Term	Croatia	Gaslog Sydney	Sabine Pass, Louisiana	1,068,773	[*]
8/13/2022	Sabine Pass Liquefaction, LLC	Sabine Pass Liquefaction, LLC	2013-121-LNG	Long-Term	Greece	Gaslog Sydney	Sabine Pass, Louisiana	1,661,812	[*]
8/13/2022	Sabine Pass Liquefaction, LLC	Sabine Pass Liquefaction, LLC	2013-121-LNG	Long-Term	Spain	Gaslog Sydney	Sabine Pass, Louisiana	574,476	[*]
8/14/2022	Sabine Pass Liquefaction, LLC	Sabine Pass Liquefaction, LLC	2013-121-LNG	Long-Term	Netherlands	Golar Celsius	Sabine Pass, Louisiana	3,375,480	
8/15/2022	Sabine Pass Liquefaction, LLC	Sabine Pass Liquefaction, LLC	2013-121-LNG	Long-Term	United Kingdom	Golar Penguin	Sabine Pass, Louisiana	3,414,909	
8/16/2022	Sabine Pass Liquefaction, LLC	Sabine Pass Liquefaction, LLC	2013-121-LNG	Long-Term	France	Ribera del Duero Knutsen	Sabine Pass, Louisiana	3,514,048	
8/17/2022	Sabine Pass Liquefaction, LLC	Sabine Pass Liquefaction, LLC	2013-121-LNG	Long-Term	Japan	Marvel Hawk	Sabine Pass, Louisiana	3,279,774	
8/18/2022	Sabine Pass Liquefaction, LLC	Sabine Pass Liquefaction, LLC	2013-121-LNG	Long-Term	Brazil	BW Lesmes	Sabine Pass, Louisiana	3,661,012	
8/19/2022	Sabine Pass Liquefaction, LLC	Sabine Pass Liquefaction, LLC	2013-121-LNG	Long-Term	China	Qogir	Sabine Pass, Louisiana	2,992,909	[*]
8/19/2022	Sabine Pass Liquefaction, LLC	Sabine Pass Liquefaction, LLC	2013-121-LNG	Long-Term	Indonesia	Qogir	Sabine Pass, Louisiana	574,657	[*]
8/20/2022	Sabine Pass Liquefaction, LLC	Sabine Pass Liquefaction, LLC	2013-121-LNG	Long-Term	South Korea	SM Seahawk	Sabine Pass, Louisiana	3,693,549	
8/21/2022	Sabine Pass Liquefaction, LLC	Sabine Pass Liquefaction, LLC	2013-121-LNG	Long-Term	Italy	Flex Volunteer	Sabine Pass, Louisiana	3,589,457	
8/21/2022	Sabine Pass Liquefaction, LLC	Sabine Pass Liquefaction, LLC	2013-121-LNG	Long-Term	Japan	Celsius Charlotte	Sabine Pass, Louisiana	3,372,865	
8/22/2022	Sabine Pass Liquefaction, LLC	Sabine Pass Liquefaction, LLC	2013-121-LNG	Long-Term	Portugal	Rioja Knutsen	Sabine Pass, Louisiana	3,201,840	
8/23/2022	Sabine Pass Liquefaction, LLC	Sabine Pass Liquefaction, LLC	2013-121-LNG	Long-Term	Netherlands	Murex	Sabine Pass, Louisiana	3,553,130	
8/24/2022	Sabine Pass Liquefaction, LLC	Sabine Pass Liquefaction, LLC	2013-121-LNG	Long-Term	Netherlands	Gaslog Georgetown	Sabine Pass, Louisiana	3,564,105	
8/25/2022	Sabine Pass Liquefaction, LLC	Sabine Pass Liquefaction, LLC	2013-121-LNG	Long-Term	United Kingdom	BW Pavilion Aranthera	Sabine Pass, Louisiana	3,653,660	
8/26/2022	Sabine Pass Liquefaction, LLC	Sabine Pass Liquefaction, LLC	2013-121-LNG	Long-Term	Japan	Golar Snow	Sabine Pass, Louisiana	3,282,607	
8/27/2022	Sabine Pass Liquefaction, LLC	Sabine Pass Liquefaction, LLC	2013-121-LNG	Long-Term	Colombia	La Mancha Knutsen	Sabine Pass, Louisiana	606,289	[*]
8/27/2022	Sabine Pass Liquefaction, LLC	Sabine Pass Liquefaction, LLC	2013-121-LNG	Long-Term	Spain	La Mancha Knutsen	Sabine Pass, Louisiana	2,961,939	[*]
8/28/2022	Sabine Pass Liquefaction, LLC	Sabine Pass Liquefaction, LLC	2013-121-LNG	Long-Term	Taiwan	Golar Maria	Sabine Pass, Louisiana	2,788,783	
8/29/2022	Sabine Pass Liquefaction, LLC	Sabine Pass Liquefaction, LLC	2013-121-LNG	Long-Term	Netherlands	Gaslog Greece	Sabine Pass, Louisiana	3,634,257	
8/29/2022	Sabine Pass Liquefaction, LLC	Sabine Pass Liquefaction, LLC	2013-121-LNG	Long-Term	South Korea	LNG Lagos II	Sabine Pass, Louisiana	3,712,348	
8/30/2022	Sabine Pass Liquefaction, LLC	Sabine Pass Liquefaction, LLC	2013-121-LNG	Long-Term	Spain	Clean Cajun	Sabine Pass, Louisiana	2,855,195	
8/31/2022	Sabine Pass Liquefaction, LLC	Sabine Pass Liquefaction, LLC	2013-121-LNG	Long-Term	Spain	Seapeak Catalunya	Sabine Pass, Louisiana	2,938,048	
9/1/2022	Sabine Pass Liquefaction, LLC	Sabine Pass Liquefaction, LLC	2013-121-LNG	Long-Term	United Kingdom	Kool Firm	Sabine Pass, Louisiana	3,524,481	
9/2/2022	Sabine Pass Liquefaction, LLC	Sabine Pass Liquefaction, LLC	2013-121-LNG	Long-Term	Thailand	Amberjack LNG	Sabine Pass, Louisiana	3,673,371	
9/3/2022	Sabine Pass Liquefaction, LLC	Sabine Pass Liquefaction, LLC	2013-121-LNG	Long-Term	Taiwan	Global Sea Spirit	Sabine Pass, Louisiana	3,611,693	
9/4/2022	Sabine Pass Liquefaction, LLC	Sabine Pass Liquefaction, LLC	2013-121-LNG	Long-Term	United Kingdom	Isabella	Sabine Pass, Louisiana	3,603,838	
9/5/2022	Sabine Pass Liquefaction, LLC	Sabine Pass Liquefaction, LLC	2013-121-LNG	Long-Term	South Korea	Hyundai Ecopia	Sabine Pass, Louisiana	3,160,893	
9/6/2022	Sabine Pass Liquefaction, LLC	Sabine Pass Liquefaction, LLC	2013-121-LNG	Long-Term	Netherlands	SK Resolute	Sabine Pass, Louisiana	3,385,743	
9/7/2022	Sabine Pass Liquefaction, LLC	Sabine Pass Liquefaction, LLC	2013-121-LNG	Long-Term	South Korea	Castillo De Merida	Sabine Pass, Louisiana	3,794,825	
9/8/2022	Sabine Pass Liquefaction, LLC	Sabine Pass Liquefaction, LLC	2013-121-LNG	Long-Term	Netherlands	Maria Energy	Sabine Pass, Louisiana	3,685,201	
9/9/2022	Sabine Pass Liquefaction, LLC	Sabine Pass Liquefaction, LLC	2013-121-LNG	Long-Term	France	ARISTARCHOS	Sabine Pass, Louisiana	3,708,161	
9/10/2022	Sabine Pass Liquefaction, LLC	Sabine Pass Liquefaction, LLC	2013-121-LNG	Long-Term	South Korea	Methane Heather Sally	Sabine Pass, Louisiana	3,095,891	
9/11/2022	Sabine Pass Liquefaction, LLC	Sabine Pass Liquefaction, LLC	2013-121-LNG	Long-Term	France	Maran Gas Pericles	Sabine Pass, Louisiana	3,540,197	
9/11/2022	Sabine Pass Liquefaction, LLC	Sabine Pass Liquefaction, LLC	2013-121-LNG	Long-Term	Poland	Global Energy	Sabine Pass, Louisiana	3,649,609	
9/12/2022	Sabine Pass Liquefaction, LLC	Sabine Pass Liquefaction, LLC	2013-121-LNG	Long-Term	United Kingdom	Grace Dahlia	Sabine Pass, Louisiana	3,282,899	
9/13/2022	Sabine Pass Liquefaction, LLC	Sabine Pass Liquefaction, LLC	2013-121-LNG	Long-Term	Netherlands	LNG Rosenrot	Sabine Pass, Louisiana	3,380,264	
9/14/2022	Sabine Pass Liquefaction, LLC	Sabine Pass Liquefaction, LLC	2013-121-LNG	Long-Term	France	Hellas Diana	Sabine Pass, Louisiana	3,675,702	
9/14/2022	Sabine Pass Liquefaction, LLC	Sabine Pass Liquefaction, LLC	2013-121-LNG	Long-Term	Taiwan	Methane Jane Elizabeth	Sabine Pass, Louisiana	3,068,030	

[S] Spot – a one-time transaction for near-term delivery of a specific quantity of LNG at a specific location. Spot cargos could be included in either long-term or short-term authorized types.

[*] Split cargo – a single shipment of LNG where portions of the cargo have different transactional characteristics. For instance, a single cargo can have more than one buyer, supplier, price, unloading port, loading port, or DOE authorization.

[C] Commissioning cargo – pre-commercial cargo loaded while export facility operations are still undergoing final testing and inspection. Commissioning cargos may occur multiple times for the same facility as individual LNG trains enter service.

Countries of destination are current as of publication date. Any updates to countries of destination reported will be published in the next scheduled LNG Monthly.

VESSEL-BORNE EXPORTS OF DOMESTICALLY-PRODUCED LIQUEFIED NATURAL GAS (LNG)

Table 2a(i)

Date of Departure	Name of Exporter	Supplier	Docket Number	Docket Term	Country of Destination	Name of Tanker	Departure Terminal	Volume (Mcf of Natural Gas)	Notes
9/16/2022	Sabine Pass Liquefaction, LLC	Sabine Pass Liquefaction, LLC	2013-121-LNG	Long-Term	Netherlands	Pearl LNG	Sabine Pass, Louisiana	3,674,409	
9/16/2022	Sabine Pass Liquefaction, LLC	Sabine Pass Liquefaction, LLC	2013-121-LNG	Long-Term	United Kingdom	Ribera del Duero Knutsen	Sabine Pass, Louisiana	3,502,073	
9/18/2022	Sabine Pass Liquefaction, LLC	Sabine Pass Liquefaction, LLC	2013-121-LNG	Long-Term	France	Stena Crystal Sky	Sabine Pass, Louisiana	3,694,400	
9/18/2022	Sabine Pass Liquefaction, LLC	Sabine Pass Liquefaction, LLC	2013-121-LNG	Long-Term	Spain	Iberica Knutsen	Sabine Pass, Louisiana	2,938,042	
9/19/2022	Sabine Pass Liquefaction, LLC	Sabine Pass Liquefaction, LLC	2013-121-LNG	Long-Term	South Korea	K. Mugungwha	Sabine Pass, Louisiana	3,209,988	
9/20/2022	Sabine Pass Liquefaction, LLC	Sabine Pass Liquefaction, LLC	2013-121-LNG	Long-Term	Spain	Prism Brilliance	Sabine Pass, Louisiana	3,684,457	
9/21/2022	Sabine Pass Liquefaction, LLC	Sabine Pass Liquefaction, LLC	2013-121-LNG	Long-Term	Belgium	Transgas Power	Sabine Pass, Louisiana	3,595,068	
9/21/2022	Sabine Pass Liquefaction, LLC	Sabine Pass Liquefaction, LLC	2013-121-LNG	Long-Term	Netherlands	Maran Gas Vergina	Sabine Pass, Louisiana	3,278,716	
9/22/2022	Sabine Pass Liquefaction, LLC	Sabine Pass Liquefaction, LLC	2013-121-LNG	Long-Term	Netherlands	Santander Knutsen	Sabine Pass, Louisiana	3,541,418	
9/23/2022	Sabine Pass Liquefaction, LLC	Sabine Pass Liquefaction, LLC	2013-121-LNG	Long-Term	South Korea	Hyundai Peacepia	Sabine Pass, Louisiana	3,680,318	
9/24/2022	Sabine Pass Liquefaction, LLC	Sabine Pass Liquefaction, LLC	2013-121-LNG	Long-Term	United Kingdom	Vivit Americas Lng	Sabine Pass, Louisiana	3,469,962	
9/25/2022	Sabine Pass Liquefaction, LLC	Sabine Pass Liquefaction, LLC	2013-121-LNG	Long-Term	United Kingdom	Gaslog Windsor	Sabine Pass, Louisiana	3,774,835	
9/27/2022	Sabine Pass Liquefaction, LLC	Sabine Pass Liquefaction, LLC	2013-121-LNG	Long-Term	Portugal	Rioja Knutsen	Sabine Pass, Louisiana	3,559,071	
9/28/2022	Sabine Pass Liquefaction, LLC	Sabine Pass Liquefaction, LLC	2013-121-LNG	Long-Term	India	Dorado LNG	Sabine Pass, Louisiana	3,274,288	
9/28/2022	Sabine Pass Liquefaction, LLC	Sabine Pass Liquefaction, LLC	2013-121-LNG	Long-Term	Lithuania	Maran Gas Roxana	Sabine Pass, Louisiana	3,541,004	
9/29/2022	Sabine Pass Liquefaction, LLC	Sabine Pass Liquefaction, LLC	2013-121-LNG	Long-Term	France	Global Sealine	Sabine Pass, Louisiana	3,707,622	
9/29/2022	Sabine Pass Liquefaction, LLC	Sabine Pass Liquefaction, LLC	2013-121-LNG	Long-Term	United Kingdom	Gaslog Westminster	Sabine Pass, Louisiana	3,670,523	
TOTAL Exports of LNG from Sabine Pass								1,085,368,543	

[S] Spot – a one-time transaction for near-term delivery of a specific quantity of LNG at a specific location. Spot cargos could be included in either long-term or short-term authorized types.

[*] Split cargo – a single shipment of LNG where portions of the cargo have different transactional characteristics. For instance, a single cargo can have more than one buyer, supplier, price, unloading port, loading port, or DOE authorization.

[C] Commissioning cargo – pre-commercial cargo loaded while export facility operations are still undergoing final testing and inspection. Commissioning cargos may occur multiple times for the same facility as individual LNG trains enter service.

Countries of destination are current as of publication date. Any updates to countries of destination reported will be published in the next scheduled LNG Monthly.

VESSEL-BORNE EXPORTS OF DOMESTICALLY-PRODUCED LIQUEFIED NATURAL GAS (LNG)

Table 2a(ii)

Date of Departure	Name of Exporter	Supplier	Docket Number	Docket Term	Country of Destination	Name of Tanker	Departure Terminal	Volume (Mcf of Natural Gas)	Notes
1/4/2022	Cove Point LNG, LP	GAIL Global (USA) LNG LLC	2011-128-LNG	Long-Term	France	Gail Bhuwan	Cove Point, Maryland	3,816,381	
1/6/2022	Cove Point LNG, LP	ST Cove Point LLC	2011-128-LNG	Long-Term	United Kingdom	BW Pavilion Aranda	Cove Point, Maryland	3,642,526	
1/12/2022	Cove Point LNG, LP	GAIL Global (USA) LNG LLC	2011-128-LNG	Long-Term	Netherlands	Maria Energy	Cove Point, Maryland	3,300,329	
1/15/2022	Cove Point LNG, LP	ST Cove Point LLC	2011-128-LNG	Long-Term	Belgium	LNG Adventure	Cove Point, Maryland	3,508,753	
1/21/2022	Cove Point LNG, LP	GAIL Global (USA) LNG LLC	2011-128-LNG	Long-Term	Turkey	Seri Balhaf	Cove Point, Maryland	3,204,159	
1/24/2022	Cove Point LNG, LP	ST Cove Point LLC	2011-128-LNG	Long-Term	Thailand	Maran Gas Vergina	Cove Point, Maryland	3,489,911	
1/29/2022	Cove Point LNG, LP	GAIL Global (USA) LNG LLC	2011-128-LNG	Long-Term	Turkey	Golar Crystal	Cove Point, Maryland	3,225,629	
1/31/2022	Cove Point LNG, LP	ST Cove Point LLC	2011-128-LNG	Long-Term	Spain	Stena Blue Sky	Cove Point, Maryland	1,007,492	
2/7/2022	Cove Point LNG, LP	GAIL Global (USA) LNG LLC	2011-128-LNG	Long-Term	Netherlands	Golar Celsius	Cove Point, Maryland	3,302,712	
2/9/2022	Cove Point LNG, LP	ST Cove Point LLC	2011-128-LNG	Long-Term	France	Gaslog Windsor	Cove Point, Maryland	3,489,110	
2/13/2022	Cove Point LNG, LP	ST Cove Point LLC	2011-128-LNG	Long-Term	Netherlands	Energy Innovator	Cove Point, Maryland	3,483,733	
2/16/2022	Cove Point LNG, LP	GAIL Global (USA) LNG LLC	2011-128-LNG	Long-Term	Italy	Maran Gas Delphi	Cove Point, Maryland	3,297,463	
2/24/2022	Cove Point LNG, LP	ST Cove Point LLC	2011-128-LNG	Long-Term	France	Energy Universe	Cove Point, Maryland	3,471,388	
2/26/2022	Cove Point LNG, LP	GAIL Global (USA) LNG LLC	2011-128-LNG	Long-Term	India	Gail Bhuwan	Cove Point, Maryland	3,812,994	
3/8/2022	Cove Point LNG, LP	ST Cove Point LLC	2011-128-LNG	Long-Term	Spain	BW Pavilion Arantha	Cove Point, Maryland	3,662,648	
3/9/2022	Cove Point LNG, LP	GAIL Global (USA) LNG LLC	2011-128-LNG	Long-Term	Netherlands	LNG Rosenrot	Cove Point, Maryland	3,720,263	
3/16/2022	Cove Point LNG, LP	ST Cove Point LLC	2011-128-LNG	Long-Term	France	Meridian Spirit	Cove Point, Maryland	732,408	[*]
3/16/2022	Cove Point LNG, LP	ST Cove Point LLC	2011-128-LNG	Long-Term	Turkey	Meridian Spirit	Cove Point, Maryland	2,760,652	[*]
3/19/2022	Cove Point LNG, LP	GAIL Global (USA) LNG LLC	2011-128-LNG	Long-Term	France	Golar Bear	Cove Point, Maryland	3,294,094	
3/26/2022	Cove Point LNG, LP	ST Cove Point LLC	2011-128-LNG	Long-Term	Spain	Maran Gas Vergina	Cove Point, Maryland	3,581,470	
3/29/2022	Cove Point LNG, LP	GAIL Global (USA) LNG LLC	2011-128-LNG	Long-Term	India	Grace Emilia	Cove Point, Maryland	3,682,345	
4/2/2022	Cove Point LNG, LP	ST Cove Point LLC	2011-128-LNG	Long-Term	Spain	Stena Blue Sky	Cove Point, Maryland	1,127,243	
4/5/2022	Cove Point LNG, LP	GAIL Global (USA) LNG LLC	2011-128-LNG	Long-Term	Croatia	Energy Universe	Cove Point, Maryland	3,296,133	
4/7/2022	Cove Point LNG, LP	ST Cove Point LLC	2011-128-LNG	Long-Term	Japan	Energy Innovator	Cove Point, Maryland	3,474,166	
4/16/2022	Cove Point LNG, LP	GAIL Global (USA) LNG LLC	2011-128-LNG	Long-Term	India	Gail Bhuwan	Cove Point, Maryland	3,807,680	
4/19/2022	Cove Point LNG, LP	ST Cove Point LLC	2011-128-LNG	Long-Term	Kuwait	Gaslog Windsor	Cove Point, Maryland	3,478,781	
4/27/2022	Cove Point LNG, LP	GAIL Global (USA) LNG LLC	2011-128-LNG	Long-Term	Argentina	Kita LNG	Cove Point, Maryland	2,200,805	[*]
4/27/2022	Cove Point LNG, LP	GAIL Global (USA) LNG LLC	2011-128-LNG	Long-Term	France	Kita LNG	Cove Point, Maryland	995,726	[*]
4/28/2022	Cove Point LNG, LP	ST Cove Point LLC	2011-128-LNG	Long-Term	United Kingdom	Energy Liberty	Cove Point, Maryland	3,465,635	
5/1/2022	Cove Point LNG, LP	ST Cove Point LLC	2011-128-LNG	Long-Term	Spain	Gaslog Chelsea	Cove Point, Maryland	1,394,647	
5/5/2022	Cove Point LNG, LP	GAIL Global (USA) LNG LLC	2011-128-LNG	Long-Term	Spain	British Sponsor	Cove Point, Maryland	3,213,188	
5/12/2022	Cove Point LNG, LP	ST Cove Point LLC	2011-128-LNG	Long-Term	France	Rias Baixas Knutsen	Cove Point, Maryland	3,260,991	[*]
5/12/2022	Cove Point LNG, LP	ST Cove Point LLC	2011-128-LNG	Long-Term	Spain	Rias Baixas Knutsen	Cove Point, Maryland	514,291	[*]
5/14/2022	Cove Point LNG, LP	GAIL Global (USA) LNG LLC	2011-128-LNG	Long-Term	India	Grace Emilia	Cove Point, Maryland	3,651,784	
5/20/2022	Cove Point LNG, LP	ST Cove Point LLC	2011-128-LNG	Long-Term	India	LNG Enterprise	Cove Point, Maryland	3,500,414	
5/24/2022	Cove Point LNG, LP	GAIL Global (USA) LNG LLC	2011-128-LNG	Long-Term	Japan	Adamastos	Cove Point, Maryland	3,207,015	
5/31/2022	Cove Point LNG, LP	ST Cove Point LLC	2011-128-LNG	Long-Term	Japan	Energy Universe	Cove Point, Maryland	3,473,044	
6/4/2022	Cove Point LNG, LP	GAIL Global (USA) LNG LLC	2011-128-LNG	Long-Term	Netherlands	LNG Rosenrot	Cove Point, Maryland	3,721,206	
6/10/2022	Cove Point LNG, LP	ST Cove Point LLC	2011-128-LNG	Long-Term	Spain	Maran Gas Ithaca	Cove Point, Maryland	3,488,880	
6/15/2022	Cove Point LNG, LP	GAIL Global (USA) LNG LLC	2011-128-LNG	Long-Term	India	Gail Bhuwan	Cove Point, Maryland	3,808,181	
6/21/2022	Cove Point LNG, LP	ST Cove Point LLC	2011-128-LNG	Long-Term	Japan	Energy Glory	Cove Point, Maryland	3,483,315	
6/25/2022	Cove Point LNG, LP	GAIL Global (USA) LNG LLC	2011-128-LNG	Long-Term	France	Diamond Gas Victoria	Cove Point, Maryland	3,211,601	
6/29/2022	Cove Point LNG, LP	ST Cove Point LLC	2011-128-LNG	Long-Term	Argentina	British Achiever	Cove Point, Maryland	1,411,952	[*]
6/29/2022	Cove Point LNG, LP	BP Energy Company	2011-128-LNG	Short-Term	Argentina	British Achiever	Cove Point, Maryland	577,834	[S],[*]
7/3/2022	Cove Point LNG, LP	ST Cove Point LLC	2011-128-LNG	Long-Term	Japan	Energy Liberty	Cove Point, Maryland	3,466,398	

[S] Spot – a one-time transaction for near-term delivery of a specific quantity of LNG at a specific location. Spot cargos could be included in either long-term or short-term authorized types.

[*] Split cargo – a single shipment of LNG where portions of the cargo have different transactional characteristics. For instance, a single cargo can have more than one buyer, supplier, price, unloading port, loading port, or DOE authorization.

[C] Commissioning cargo – pre-commercial cargo loaded while export facility operations are still undergoing final testing and inspection. Commissioning cargos may occur multiple times for the same facility as individual LNG trains enter service.

Countries of destination are current as of publication date. Any updates to countries of destination reported will be published in the next scheduled LNG Monthly.

VESSEL-BORNE EXPORTS OF DOMESTICALLY-PRODUCED LIQUEFIED NATURAL GAS (LNG)

Table 2a(ii)

Date of Departure	Name of Exporter	Supplier	Docket Number	Docket Term	Country of Destination	Name of Tanker	Departure Terminal	Volume (Mcf of Natural Gas)	Notes
7/6/2022	Cove Point LNG, LP	GAIL Global (USA) LNG LLC	2011-128-LNG	Long-Term	Greece	Elisa Aquila	Cove Point, Maryland	3,212,718	
7/10/2022	Cove Point LNG, LP	ST Cove Point LLC	2011-128-LNG	Long-Term	Netherlands	Aristidis I	Cove Point, Maryland	1,011,154	
7/13/2022	Cove Point LNG, LP	ST Cove Point LLC	2011-128-LNG	Long-Term	Netherlands	Maran Gas Ithaca	Cove Point, Maryland	3,659,407	
7/16/2022	Cove Point LNG, LP	GAIL Global (USA) LNG LLC	2011-128-LNG	Long-Term	India	Grace Emilia	Cove Point, Maryland	3,669,075	
7/20/2022	Cove Point LNG, LP	ST Cove Point LLC	2011-128-LNG	Long-Term	Netherlands	Aristidis I	Cove Point, Maryland	801,580	[*]
7/20/2022	Cove Point LNG, LP	BP Energy Company	2011-128-LNG	Short-Term	Netherlands	Aristidis I	Cove Point, Maryland	463,940	[*],[S]
7/25/2022	Cove Point LNG, LP	GAIL Global (USA) LNG LLC	2011-128-LNG	Long-Term	France	Celsius Copenhagen	Cove Point, Maryland	3,407,034	
7/29/2022	Cove Point LNG, LP	ST Cove Point LLC	2011-128-LNG	Long-Term	Greece	SK Audace	Cove Point, Maryland	3,564,045	
7/31/2022	Cove Point LNG, LP	ST Cove Point LLC	2011-128-LNG	Long-Term	Italy	Flex Courageous	Cove Point, Maryland	945,779	
8/4/2022	Cove Point LNG, LP	GAIL Global (USA) LNG LLC	2011-128-LNG	Long-Term	Netherlands	BW Magnolia	Cove Point, Maryland	2,859,280	[*]
8/5/2022	Cove Point LNG, LP	GAIL Global (USA) LNG LLC	2011-128-LNG	Long-Term	Poland	BW Magnolia	Cove Point, Maryland	351,111	[*]
8/10/2022	Cove Point LNG, LP	ST Cove Point LLC	2011-115-LNG	Long-Term	South Korea	Innovator	Cove Point, Maryland	3,471,581	
8/15/2022	Cove Point LNG, LP	GAIL Global (USA) LNG LLC	2011-128-LNG	Long-Term	India	Gail Bhuwan	Cove Point, Maryland	3,803,731	
8/18/2022	Cove Point LNG, LP	ST Cove Point LLC	2011-115-LNG	Long-Term	South Korea	Prism Diversity	Cove Point, Maryland	3,567,928	
8/21/2022	Cove Point LNG, LP	BP Energy Company	2011-128-LNG	Short-Term	Lithuania	British Achiever	Cove Point, Maryland	515,800	[S]
8/27/2022	Cove Point LNG, LP	GAIL Global (USA) LNG LLC	2011-115-LNG	Long-Term	South Korea	Golar Crystal	Cove Point, Maryland	3,388,030	
8/29/2022	Cove Point LNG, LP	ST Cove Point LLC	2011-128-LNG	Long-Term	Netherlands	Energy Glory	Cove Point, Maryland	3,465,811	
9/6/2022	Cove Point LNG, LP	GAIL Global (USA) LNG LLC	2011-128-LNG	Long-Term	Japan	Golar Tundra	Cove Point, Maryland	3,349,478	
9/11/2022	Cove Point LNG, LP	ST Cove Point LLC	2011-128-LNG	Long-Term	Spain	Energy Liberty	Cove Point, Maryland	3,467,708	
9/16/2022	Cove Point LNG, LP	GAIL Global (USA) LNG LLC	2011-128-LNG	Long-Term	India	Grace Emilia	Cove Point, Maryland	3,660,206	
9/19/2022	Cove Point LNG, LP	ST Cove Point LLC	2011-128-LNG	Long-Term	Spain	Rias Baixas Knutsen	Cove Point, Maryland	855,434	[*]
9/19/2022	Cove Point LNG, LP	ST Cove Point LLC	2011-128-LNG	Long-Term	Croatia	Rias Baixas Knutsen	Cove Point, Maryland	2,922,957	[*]
9/23/2022	Cove Point LNG, LP	BP Energy Company	2011-128-LNG	Short-Term	Turkey	Attalos	Cove Point, Maryland	438,562	[*]
9/23/2022	Cove Point LNG, LP	ST Cove Point LLC	2011-128-LNG	Long-Term	Turkey	Attalos	Cove Point, Maryland	583,541	[*]
9/30/2022	Cove Point LNG, LP	ST Cove Point LLC	2011-128-LNG	Long-Term	United Kingdom	LNG Bonny II	Cove Point, Maryland	3,549,711	
TOTAL Exports of LNG from Cove Point								195,702,971	

[S] Spot – a one-time transaction for near-term delivery of a specific quantity of LNG at a specific location. Spot cargos could be included in either long-term or short-term authorized types.

[*] Split cargo – a single shipment of LNG where portions of the cargo have different transactional characteristics. For instance, a single cargo can have more than one buyer, supplier, price, unloading port, loading port, or DOE authorization.

[C] Commissioning cargo – pre-commercial cargo loaded while export facility operations are still undergoing final testing and inspection. Commissioning cargos may occur multiple times for the same facility as individual LNG trains enter service.

Countries of destination are current as of publication date. Any updates to countries of destination reported will be published in the next scheduled LNG Monthly.

VESSEL-BORNE EXPORTS OF DOMESTICALLY-PRODUCED LIQUEFIED NATURAL GAS (LNG)

Table 2a(iii)

Date of Departure	Name of Exporter	Supplier	Docket Number	Docket Term	Country of Destination	Name of Tanker	Departure Terminal	Volume (Mcf of Natural Gas)	Notes
1/1/2022	Cheniere Marketing, LLC and Corpus Christi Liquefaction, LLC	Corpus Christi Liquefaction, LLC	2012-97-LNG	Long-Term	Spain	Gaslog Warsaw	Corpus Christi, Texas	3,805,904	
1/2/2022	Cheniere Marketing, LLC and Corpus Christi Liquefaction, LLC	Corpus Christi Liquefaction, LLC	2012-97-LNG	Long-Term	United Kingdom	Traiano Knutsen	Corpus Christi, Texas	3,315,361	
1/3/2022	Cheniere Marketing, LLC and Corpus Christi Liquefaction, LLC	Corpus Christi Liquefaction, LLC	2012-97-LNG	Long-Term	France	LNG Sakura	Corpus Christi, Texas	3,771,395	
1/5/2022	Cheniere Marketing, LLC and Corpus Christi Liquefaction, LLC	Corpus Christi Liquefaction, LLC	2019-124-LNG	Long-Term	Dominican Republic	Point Fortin	Corpus Christi, Texas	3,294,865	
1/7/2022	Cheniere Marketing, LLC and Corpus Christi Liquefaction, LLC	Corpus Christi Liquefaction, LLC	2012-97-LNG	Long-Term	Japan	Woodside Chaney	Corpus Christi, Texas	3,714,907	
1/9/2022	Cheniere Marketing, LLC and Corpus Christi Liquefaction, LLC	Corpus Christi Liquefaction, LLC	2019-124-LNG	Long-Term	South Korea	Marvel Heron	Corpus Christi, Texas	3,755,434	
1/10/2022	Cheniere Marketing, LLC and Corpus Christi Liquefaction, LLC	Corpus Christi Liquefaction, LLC	2012-97-LNG	Long-Term	Spain	Merchant	Corpus Christi, Texas	2,947,561	
1/11/2022	Cheniere Marketing, LLC and Corpus Christi Liquefaction, LLC	Corpus Christi Liquefaction, LLC	2012-97-LNG	Long-Term	United Kingdom	Adamastos	Corpus Christi, Texas	3,705,456	
1/13/2022	Cheniere Marketing, LLC and Corpus Christi Liquefaction, LLC	Corpus Christi Liquefaction, LLC	2012-97-LNG	Long-Term	United Kingdom	BW Pavilion Leeara	Corpus Christi, Texas	3,447,091	
1/16/2022	Cheniere Marketing, LLC and Corpus Christi Liquefaction, LLC	Corpus Christi Liquefaction, LLC	2012-97-LNG	Long-Term	Japan	Gaslog Wales	Corpus Christi, Texas	3,781,935	
1/16/2022	Cheniere Marketing, LLC and Corpus Christi Liquefaction, LLC	Corpus Christi Liquefaction, LLC	2012-97-LNG	Long-Term	Japan	Marvel Eagle	Corpus Christi, Texas	3,338,642	
1/18/2022	Cheniere Marketing, LLC and Corpus Christi Liquefaction, LLC	Corpus Christi Liquefaction, LLC	2012-97-LNG	Long-Term	Netherlands	Valencia Knutsen	Corpus Christi, Texas	3,411,614	
1/19/2022	Cheniere Marketing, LLC and Corpus Christi Liquefaction, LLC	Corpus Christi Liquefaction, LLC	2012-97-LNG	Long-Term	United Kingdom	Hellas Athina	Corpus Christi, Texas	3,718,396	
1/21/2022	Cheniere Marketing, LLC and Corpus Christi Liquefaction, LLC	Corpus Christi Liquefaction, LLC	2012-97-LNG	Long-Term	Spain	Adriano Knutsen	Corpus Christi, Texas	3,796,190	
1/23/2022	Cheniere Marketing, LLC and Corpus Christi Liquefaction, LLC	Corpus Christi Liquefaction, LLC	2012-97-LNG	Long-Term	Italy	Flex Vigilant	Corpus Christi, Texas	3,431,375	
1/25/2022	Cheniere Marketing, LLC and Corpus Christi Liquefaction, LLC	Corpus Christi Liquefaction, LLC	2019-124-LNG	Long-Term	Dominican Republic	Point Fortin	Corpus Christi, Texas	1,869,014	[*]
1/25/2022	Cheniere Marketing, LLC and Corpus Christi Liquefaction, LLC	Corpus Christi Liquefaction, LLC	2019-124-LNG	Long-Term	Panama	Point Fortin	Corpus Christi, Texas	1,382,004	[*]
1/26/2022	Cheniere Marketing, LLC and Corpus Christi Liquefaction, LLC	Corpus Christi Liquefaction, LLC	2012-97-LNG	Long-Term	Brazil	La Mancha Knutsen	Corpus Christi, Texas	3,641,163	
1/27/2022	Cheniere Marketing, LLC and Corpus Christi Liquefaction, LLC	Corpus Christi Liquefaction, LLC	2012-97-LNG	Long-Term	Taiwan	Methane Heather Sally	Corpus Christi, Texas	2,826,437	
1/30/2022	Cheniere Marketing, LLC and Corpus Christi Liquefaction, LLC	Corpus Christi Liquefaction, LLC	2012-97-LNG	Long-Term	Spain	Traiano Knutsen	Corpus Christi, Texas	3,799,527	
2/1/2022	Cheniere Marketing, LLC and Corpus Christi Liquefaction, LLC	Corpus Christi Liquefaction, LLC	2012-97-LNG	Long-Term	France	Hellas Diana	Corpus Christi, Texas	3,714,462	
2/2/2022	Cheniere Marketing, LLC and Corpus Christi Liquefaction, LLC	Corpus Christi Liquefaction, LLC	2012-97-LNG	Long-Term	Turkey	Vivit Americas Lng	Corpus Christi, Texas	3,509,088	
2/3/2022	Cheniere Marketing, LLC and Corpus Christi Liquefaction, LLC	Corpus Christi Liquefaction, LLC	2012-97-LNG	Long-Term	Italy	Maran Gas Alexandria	Corpus Christi, Texas	3,360,810	
2/5/2022	Cheniere Marketing, LLC and Corpus Christi Liquefaction, LLC	Corpus Christi Liquefaction, LLC	2012-97-LNG	Long-Term	Greece	MOL Hestia	Corpus Christi, Texas	3,499,263	
2/6/2022	Cheniere Marketing, LLC and Corpus Christi Liquefaction, LLC	Corpus Christi Liquefaction, LLC	2012-97-LNG	Long-Term	France	Celsius Charlotte	Corpus Christi, Texas	3,740,434	

[S] Spot – a one-time transaction for near-term delivery of a specific quantity of LNG at a specific location. Spot cargos could be included in either long-term or short-term authorized types.

[*] Split cargo – a single shipment of LNG where portions of the cargo have different transactional characteristics. For instance, a single cargo can have more than one buyer, supplier, price, unloading port, loading port, or DOE authorization.

[C] Commissioning cargo – pre-commercial cargo loaded while export facility operations are still undergoing final testing and inspection. Commissioning cargos may occur multiple times for the same facility as individual LNG trains enter service.

Countries of destination are current as of publication date. Any updates to countries of destination reported will be published in the next scheduled LNG Monthly.

VESSEL-BORNE EXPORTS OF DOMESTICALLY-PRODUCED LIQUEFIED NATURAL GAS (LNG)

Table 2a(iii)

Date of Departure	Name of Exporter	Supplier	Docket Number	Docket Term	Country of Destination	Name of Tanker	Departure Terminal	Volume (Mcf of Natural Gas)	Notes
2/7/2022	Cheniere Marketing, LLC and Corpus Christi Liquefaction, LLC	Corpus Christi Liquefaction, LLC	2012-97-LNG	Long-Term	Spain	Gaslog Warsaw	Corpus Christi, Texas	3,790,626	
2/9/2022	Cheniere Marketing, LLC and Corpus Christi Liquefaction, LLC	Corpus Christi Liquefaction, LLC	2012-97-LNG	Long-Term	Poland	Castillo De Caldelas	Corpus Christi, Texas	3,801,003	
2/11/2022	Cheniere Marketing, LLC and Corpus Christi Liquefaction, LLC	Corpus Christi Liquefaction, LLC	2012-97-LNG	Long-Term	Spain	Adamastos	Corpus Christi, Texas	3,703,304	
2/13/2022	Cheniere Marketing, LLC and Corpus Christi Liquefaction, LLC	Corpus Christi Liquefaction, LLC	2012-97-LNG	Long-Term	France	Maran Gas Andros	Corpus Christi, Texas	3,701,099	
2/14/2022	Cheniere Marketing, LLC and Corpus Christi Liquefaction, LLC	Corpus Christi Liquefaction, LLC	2012-97-LNG	Long-Term	Portugal	Cool Discoverer	Corpus Christi, Texas	3,702,896	
2/17/2022	Cheniere Marketing, LLC and Corpus Christi Liquefaction, LLC	Corpus Christi Liquefaction, LLC	2012-97-LNG	Long-Term	France	Hellas Athina	Corpus Christi, Texas	3,713,923	
2/18/2022	Cheniere Marketing, LLC and Corpus Christi Liquefaction, LLC	Corpus Christi Liquefaction, LLC	2012-97-LNG	Long-Term	Belgium	Rias Baixas Knutsen	Corpus Christi, Texas	683,669	[*]
2/18/2022	Cheniere Marketing, LLC and Corpus Christi Liquefaction, LLC	Corpus Christi Liquefaction, LLC	2012-97-LNG	Long-Term	Lithuania	Rias Baixas Knutsen	Corpus Christi, Texas	3,131,150	[*]
2/19/2022	Cheniere Marketing, LLC and Corpus Christi Liquefaction, LLC	Corpus Christi Liquefaction, LLC	2012-97-LNG	Long-Term	United Kingdom	Maran Gas Ithaca	Corpus Christi, Texas	3,712,909	
2/21/2022	Cheniere Marketing, LLC and Corpus Christi Liquefaction, LLC	Corpus Christi Liquefaction, LLC	2012-97-LNG	Long-Term	Croatia	Castillo de Villalba	Corpus Christi, Texas	2,935,392	
2/22/2022	Cheniere Marketing, LLC and Corpus Christi Liquefaction, LLC	Corpus Christi Liquefaction, LLC	2012-97-LNG	Long-Term	Spain	Adriano Knutsen	Corpus Christi, Texas	3,740,341	
2/24/2022	Cheniere Marketing, LLC and Corpus Christi Liquefaction, LLC	Corpus Christi Liquefaction, LLC	2012-99-LNG	Long-Term	Panama	Minerva Limnos	Corpus Christi, Texas	3,069,300	
2/25/2022	Cheniere Marketing, LLC and Corpus Christi Liquefaction, LLC	Corpus Christi Liquefaction, LLC	2012-97-LNG	Long-Term	Belgium	Flex Ranger	Corpus Christi, Texas	3,713,695	
2/27/2022	Cheniere Marketing, LLC and Corpus Christi Liquefaction, LLC	Corpus Christi Liquefaction, LLC	2012-97-LNG	Long-Term	Japan	Enshu Maru	Corpus Christi, Texas	3,534,764	
2/28/2022	Cheniere Marketing, LLC and Corpus Christi Liquefaction, LLC	Corpus Christi Liquefaction, LLC	2012-97-LNG	Long-Term	France	ORION SEA	Corpus Christi, Texas	3,419,191	
3/2/2022	Cheniere Marketing, LLC and Corpus Christi Liquefaction, LLC	Corpus Christi Liquefaction, LLC	2012-97-LNG	Long-Term	France	Traiano Knutsen	Corpus Christi, Texas	3,734,131	
3/4/2022	Cheniere Marketing, LLC and Corpus Christi Liquefaction, LLC	Corpus Christi Liquefaction, LLC	2012-99-LNG	Long-Term	Dominican Republic	Point Fortin	Corpus Christi, Texas	3,211,149	
3/5/2022	Cheniere Marketing, LLC and Corpus Christi Liquefaction, LLC	Corpus Christi Liquefaction, LLC	2012-97-LNG	Long-Term	Greece	SK Audace	Corpus Christi, Texas	869,641	[*]
3/5/2022	Cheniere Marketing, LLC and Corpus Christi Liquefaction, LLC	Corpus Christi Liquefaction, LLC	2012-97-LNG	Long-Term	Turkey	SK Audace	Corpus Christi, Texas	2,922,161	[*]
3/7/2022	Cheniere Marketing, LLC and Corpus Christi Liquefaction, LLC	Corpus Christi Liquefaction, LLC	2012-97-LNG	Long-Term	Netherlands	Hellas Diana	Corpus Christi, Texas	3,713,599	
3/10/2022	Cheniere Marketing, LLC and Corpus Christi Liquefaction, LLC	Corpus Christi Liquefaction, LLC	2012-97-LNG	Long-Term	Spain	Maran Gas Posidonia	Corpus Christi, Texas	3,446,417	
3/13/2022	Cheniere Marketing, LLC and Corpus Christi Liquefaction, LLC	Corpus Christi Liquefaction, LLC	2012-97-LNG	Long-Term	Belgium	Global Sealine	Corpus Christi, Texas	3,551,427	
3/13/2022	Cheniere Marketing, LLC and Corpus Christi Liquefaction, LLC	Corpus Christi Liquefaction, LLC	2012-97-LNG	Long-Term	Spain	Adamastos	Corpus Christi, Texas	3,698,065	
3/15/2022	Cheniere Marketing, LLC and Corpus Christi Liquefaction, LLC	Corpus Christi Liquefaction, LLC	2012-97-LNG	Long-Term	Portugal	Cool Discoverer	Corpus Christi, Texas	3,711,637	
3/17/2022	Cheniere Marketing, LLC and Corpus Christi Liquefaction, LLC	Corpus Christi Liquefaction, LLC	2012-97-LNG	Long-Term	India	Maran Gas Amorgos	Corpus Christi, Texas	3,418,548	

[S] Spot – a one-time transaction for near-term delivery of a specific quantity of LNG at a specific location. Spot cargos could be included in either long-term or short-term authorized types.

[*] Split cargo – a single shipment of LNG where portions of the cargo have different transactional characteristics. For instance, a single cargo can have more than one buyer, supplier, price, unloading port, loading port, or DOE authorization.

[C] Commissioning cargo – pre-commercial cargo loaded while export facility operations are still undergoing final testing and inspection. Commissioning cargos may occur multiple times for the same facility as individual LNG trains enter service.

Countries of destination are current as of publication date. Any updates to countries of destination reported will be published in the next scheduled LNG Monthly.

VESSEL-BORNE EXPORTS OF DOMESTICALLY-PRODUCED LIQUEFIED NATURAL GAS (LNG)

Table 2a(iii)

Date of Departure	Name of Exporter	Supplier	Docket Number	Docket Term	Country of Destination	Name of Tanker	Departure Terminal	Volume (Mcf of Natural Gas)	Notes
3/19/2022	Cheniere Marketing, LLC and Corpus Christi Liquefaction, LLC	Corpus Christi Liquefaction, LLC	2012-97-LNG	Long-Term	Spain	Ribera del Duero Knutsen	Corpus Christi, Texas	3,720,437	
3/21/2022	Cheniere Marketing, LLC and Corpus Christi Liquefaction, LLC	Corpus Christi Liquefaction, LLC	2012-97-LNG	Long-Term	Portugal	Gaslog Winchester	Corpus Christi, Texas	1,130,830	[*]
3/21/2022	Cheniere Marketing, LLC and Corpus Christi Liquefaction, LLC	Corpus Christi Liquefaction, LLC	2012-97-LNG	Long-Term	Taiwan	Gaslog Winchester	Corpus Christi, Texas	2,722,288	[*]
3/23/2022	Cheniere Marketing, LLC and Corpus Christi Liquefaction, LLC	Corpus Christi Liquefaction, LLC	2019-124-LNG	Long-Term	United Kingdom	BW Pavilion Vanda	Corpus Christi, Texas	3,445,132	
3/24/2022	Cheniere Marketing, LLC and Corpus Christi Liquefaction, LLC	Corpus Christi Liquefaction, LLC	2019-124-LNG	Long-Term	Spain	Gaslog Warsaw	Corpus Christi, Texas	3,508,843	
3/26/2022	Cheniere Marketing, LLC and Corpus Christi Liquefaction, LLC	Corpus Christi Liquefaction, LLC	2012-99-LNG	Long-Term	Chile	Point Fortin	Corpus Christi, Texas	3,213,779	
3/28/2022	Cheniere Marketing, LLC and Corpus Christi Liquefaction, LLC	Corpus Christi Liquefaction, LLC	2019-124-LNG	Long-Term	Taiwan	Cobia LNG	Corpus Christi, Texas	3,514,023	
3/30/2022	Cheniere Marketing, LLC and Corpus Christi Liquefaction, LLC	Corpus Christi Liquefaction, LLC	2019-124-LNG	Long-Term	Spain	Adriano Knutsen	Corpus Christi, Texas	3,733,476	
3/31/2022	Cheniere Marketing, LLC and Corpus Christi Liquefaction, LLC	Corpus Christi Liquefaction, LLC	2019-124-LNG	Long-Term	France	Merchant	Corpus Christi, Texas	2,881,127	
4/1/2022	Cheniere Marketing, LLC and Corpus Christi Liquefaction, LLC	Corpus Christi Liquefaction, LLC	2012-97-LNG	Long-Term	Italy	Castillo De Merida	Corpus Christi, Texas	3,510,308	
4/4/2022	Cheniere Marketing, LLC and Corpus Christi Liquefaction, LLC	Corpus Christi Liquefaction, LLC	2012-97-LNG	Long-Term	France	Sohshu Maru	Corpus Christi, Texas	3,778,811	
4/5/2022	Cheniere Marketing, LLC and Corpus Christi Liquefaction, LLC	Corpus Christi Liquefaction, LLC	2012-97-LNG	Long-Term	France	Hellas Diana	Corpus Christi, Texas	3,718,766	
4/7/2022	Cheniere Marketing, LLC and Corpus Christi Liquefaction, LLC	Corpus Christi Liquefaction, LLC	2012-97-LNG	Long-Term	Lithuania	BW Pavilion Aranthera	Corpus Christi, Texas	3,510,904	
4/9/2022	Cheniere Marketing, LLC and Corpus Christi Liquefaction, LLC	Corpus Christi Liquefaction, LLC	2012-97-LNG	Long-Term	France	LNG Fukurokuju	Corpus Christi, Texas	3,215,430	
4/11/2022	Cheniere Marketing, LLC and Corpus Christi Liquefaction, LLC	Corpus Christi Liquefaction, LLC	2012-97-LNG	Long-Term	Turkey	Maria Energy	Corpus Christi, Texas	3,689,838	
4/13/2022	Cheniere Marketing, LLC and Corpus Christi Liquefaction, LLC	Corpus Christi Liquefaction, LLC	2012-97-LNG	Long-Term	Croatia	BW Pavilion Leeara	Corpus Christi, Texas	3,466,924	
4/15/2022	Cheniere Marketing, LLC and Corpus Christi Liquefaction, LLC	Corpus Christi Liquefaction, LLC	2012-97-LNG	Long-Term	Netherlands	Adamastos	Corpus Christi, Texas	3,701,814	
4/16/2022	Cheniere Marketing, LLC and Corpus Christi Liquefaction, LLC	Corpus Christi Liquefaction, LLC	2012-97-LNG	Long-Term	Portugal	Cool Discoverer	Corpus Christi, Texas	2,982,889	
4/18/2022	Cheniere Marketing, LLC and Corpus Christi Liquefaction, LLC	Corpus Christi Liquefaction, LLC	2012-97-LNG	Long-Term	Taiwan	Global Sealine	Corpus Christi, Texas	3,411,047	
4/19/2022	Cheniere Marketing, LLC and Corpus Christi Liquefaction, LLC	Corpus Christi Liquefaction, LLC	2012-97-LNG	Long-Term	Spain	Iberica Knutsen	Corpus Christi, Texas	2,947,582	
4/20/2022	Cheniere Marketing, LLC and Corpus Christi Liquefaction, LLC	Corpus Christi Liquefaction, LLC	2012-97-LNG	Long-Term	Taiwan	Methane Jane Elizabeth	Corpus Christi, Texas	2,731,326	
4/22/2022	Cheniere Marketing, LLC and Corpus Christi Liquefaction, LLC	Corpus Christi Liquefaction, LLC	2012-97-LNG	Long-Term	Portugal	Gaslog Warsaw	Corpus Christi, Texas	3,648,912	
4/24/2022	Cheniere Marketing, LLC and Corpus Christi Liquefaction, LLC	Corpus Christi Liquefaction, LLC	2012-97-LNG	Long-Term	Spain	Marvel Hawk	Corpus Christi, Texas	3,720,473	
4/25/2022	Cheniere Marketing, LLC and Corpus Christi Liquefaction, LLC	Corpus Christi Liquefaction, LLC	2012-97-LNG	Long-Term	China	Gaslog Seattle	Corpus Christi, Texas	3,159,895	
4/27/2022	Cheniere Marketing, LLC and Corpus Christi Liquefaction, LLC	Corpus Christi Liquefaction, LLC	2012-97-LNG	Long-Term	Netherlands	Maran Gas Vergina	Corpus Christi, Texas	3,249,420	

[S] Spot – a one-time transaction for near-term delivery of a specific quantity of LNG at a specific location. Spot cargos could be included in either long-term or short-term authorized types.

[*] Split cargo – a single shipment of LNG where portions of the cargo have different transactional characteristics. For instance, a single cargo can have more than one buyer, supplier, price, unloading port, loading port, or DOE authorization.

[C] Commissioning cargo – pre-commercial cargo loaded while export facility operations are still undergoing final testing and inspection. Commissioning cargos may occur multiple times for the same facility as individual LNG trains enter service.

Countries of destination are current as of publication date. Any updates to countries of destination reported will be published in the next scheduled LNG Monthly.

VESSEL-BORNE EXPORTS OF DOMESTICALLY-PRODUCED LIQUEFIED NATURAL GAS (LNG)

Table 2a(iii)

Date of Departure	Name of Exporter	Supplier	Docket Number	Docket Term	Country of Destination	Name of Tanker	Departure Terminal	Volume (Mcf of Natural Gas)	Notes
4/29/2022	Cheniere Marketing, LLC and Corpus Christi Liquefaction, LLC	Corpus Christi Liquefaction, LLC	2012-97-LNG	Long-Term	Spain	Adriano Knutsen	Corpus Christi, Texas	3,824,837	
5/1/2022	Cheniere Marketing, LLC and Corpus Christi Liquefaction, LLC	Corpus Christi Liquefaction, LLC	2012-97-LNG	Long-Term	Taiwan	Stena Blue Sky	Corpus Christi, Texas	2,917,758	
5/2/2022	Cheniere Marketing, LLC and Corpus Christi Liquefaction, LLC	Corpus Christi Liquefaction, LLC	2012-97-LNG	Long-Term	Greece	La Mancha Knutsen	Corpus Christi, Texas	3,032,888	
5/4/2022	Cheniere Marketing, LLC and Corpus Christi Liquefaction, LLC	Corpus Christi Liquefaction, LLC	2012-97-LNG	Long-Term	United Kingdom	Stena Crystal Sky	Corpus Christi, Texas	3,716,941	
5/5/2022	Cheniere Marketing, LLC and Corpus Christi Liquefaction, LLC	Corpus Christi Liquefaction, LLC	2012-97-LNG	Long-Term	Argentina	Hellas Athina	Corpus Christi, Texas	2,225,193	[*]
5/5/2022	Cheniere Marketing, LLC and Corpus Christi Liquefaction, LLC	Corpus Christi Liquefaction, LLC	2012-97-LNG	Long-Term	Brazil	Hellas Athina	Corpus Christi, Texas	1,495,685	[*]
5/7/2022	Cheniere Marketing, LLC and Corpus Christi Liquefaction, LLC	Corpus Christi Liquefaction, LLC	2012-97-LNG	Long-Term	Taiwan	Flex Vigilant	Corpus Christi, Texas	3,555,835	
5/9/2022	Cheniere Marketing, LLC and Corpus Christi Liquefaction, LLC	Corpus Christi Liquefaction, LLC	2012-99-LNG	Long-Term	Dominican Republic	LNG Fukurokuju	Corpus Christi, Texas	3,275,792	
5/10/2022	Cheniere Marketing, LLC and Corpus Christi Liquefaction, LLC	Corpus Christi Liquefaction, LLC	2012-99-LNG	Long-Term	Chile	Point Fortin	Corpus Christi, Texas	3,219,594	
5/12/2022	Cheniere Marketing, LLC and Corpus Christi Liquefaction, LLC	Corpus Christi Liquefaction, LLC	2012-97-LNG	Long-Term	Spain	Traiano Knutsen	Corpus Christi, Texas	3,743,269	
5/14/2022	Cheniere Marketing, LLC and Corpus Christi Liquefaction, LLC	Corpus Christi Liquefaction, LLC	2012-97-LNG	Long-Term	Taiwan	Fuji LNG	Corpus Christi, Texas	3,088,102	
5/16/2022	Cheniere Marketing, LLC and Corpus Christi Liquefaction, LLC	Corpus Christi Liquefaction, LLC	2012-97-LNG	Long-Term	Poland	Gaslog Westminster	Corpus Christi, Texas	3,703,922	
5/18/2022	Cheniere Marketing, LLC and Corpus Christi Liquefaction, LLC	Corpus Christi Liquefaction, LLC	2012-97-LNG	Long-Term	Portugal	Cool Discoverer	Corpus Christi, Texas	1,925,034	[*]
5/18/2022	Cheniere Marketing, LLC and Corpus Christi Liquefaction, LLC	Corpus Christi Liquefaction, LLC	2012-97-LNG	Long-Term	Spain	Cool Discoverer	Corpus Christi, Texas	1,790,612	[*]
5/20/2022	Cheniere Marketing, LLC and Corpus Christi Liquefaction, LLC	Corpus Christi Liquefaction, LLC	2012-97-LNG	Long-Term	France	Yiannis	Corpus Christi, Texas	3,725,409	
5/22/2022	Cheniere Marketing, LLC and Corpus Christi Liquefaction, LLC	Corpus Christi Liquefaction, LLC	2012-97-LNG	Long-Term	Argentina	Castillo De Caldelas	Corpus Christi, Texas	3,515,401	
5/23/2022	Cheniere Marketing, LLC and Corpus Christi Liquefaction, LLC	Corpus Christi Liquefaction, LLC	2012-97-LNG	Long-Term	United Kingdom	Gaslog Warsaw	Corpus Christi, Texas	3,507,005	
5/25/2022	Cheniere Marketing, LLC and Corpus Christi Liquefaction, LLC	Corpus Christi Liquefaction, LLC	2012-97-LNG	Long-Term	Italy	BW Pavilion Leeara	Corpus Christi, Texas	3,458,597	
5/27/2022	Cheniere Marketing, LLC and Corpus Christi Liquefaction, LLC	Corpus Christi Liquefaction, LLC	2012-97-LNG	Long-Term	Kuwait	Global Sea Spirit	Corpus Christi, Texas	3,694,881	
5/29/2022	Cheniere Marketing, LLC and Corpus Christi Liquefaction, LLC	Corpus Christi Liquefaction, LLC	2012-97-LNG	Long-Term	Lithuania	Maran Gas Vergina	Corpus Christi, Texas	654,225	[*]
5/29/2022	Cheniere Marketing, LLC and Corpus Christi Liquefaction, LLC	Corpus Christi Liquefaction, LLC	2012-97-LNG	Long-Term	Netherlands	Maran Gas Vergina	Corpus Christi, Texas	894,107	[*]
5/29/2022	Cheniere Marketing, LLC and Corpus Christi Liquefaction, LLC	Corpus Christi Liquefaction, LLC	2012-97-LNG	Long-Term	Portugal	Maran Gas Vergina	Corpus Christi, Texas	1,962,603	[*]
5/30/2022	Cheniere Marketing, LLC and Corpus Christi Liquefaction, LLC	Corpus Christi Liquefaction, LLC	2012-99-LNG	Long-Term	Dominican Republic	ORION SEA	Corpus Christi, Texas	1,687,856	[*]
5/30/2022	Cheniere Marketing, LLC and Corpus Christi Liquefaction, LLC	Corpus Christi Liquefaction, LLC	2012-99-LNG	Long-Term	Panama	ORION SEA	Corpus Christi, Texas	1,192,019	[*]
6/1/2022	Cheniere Marketing, LLC and Corpus Christi Liquefaction, LLC	Corpus Christi Liquefaction, LLC	2012-97-LNG	Long-Term	Portugal	Adriano Knutsen	Corpus Christi, Texas	3,741,043	

[S] Spot – a one-time transaction for near-term delivery of a specific quantity of LNG at a specific location. Spot cargos could be included in either long-term or short-term authorized types.

[*] Split cargo – a single shipment of LNG where portions of the cargo have different transactional characteristics. For instance, a single cargo can have more than one buyer, supplier, price, unloading port, loading port, or DOE authorization.

[C] Commissioning cargo – pre-commercial cargo loaded while export facility operations are still undergoing final testing and inspection. Commissioning cargos may occur multiple times for the same facility as individual LNG trains enter service.

Countries of destination are current as of publication date. Any updates to countries of destination reported will be published in the next scheduled LNG Monthly.

VESSEL-BORNE EXPORTS OF DOMESTICALLY-PRODUCED LIQUEFIED NATURAL GAS (LNG)

Table 2a(iii)

Date of Departure	Name of Exporter	Supplier	Docket Number	Docket Term	Country of Destination	Name of Tanker	Departure Terminal	Volume (Mcf of Natural Gas)	Notes
6/2/2022	Cheniere Marketing, LLC and Corpus Christi Liquefaction, LLC	Corpus Christi Liquefaction, LLC	2012-97-LNG	Long-Term	France	LNG Fukurokuju	Corpus Christi, Texas	3,208,069	
6/4/2022	Cheniere Marketing, LLC and Corpus Christi Liquefaction, LLC	Corpus Christi Liquefaction, LLC	2012-97-LNG	Long-Term	Spain	Castillo de Villaalba	Corpus Christi, Texas	2,945,194	
6/6/2022	Cheniere Marketing, LLC and Corpus Christi Liquefaction, LLC	Corpus Christi Liquefaction, LLC	2012-97-LNG	Long-Term	India	Maria Energy	Corpus Christi, Texas	3,629,877	
6/7/2022	Cheniere Marketing, LLC and Corpus Christi Liquefaction, LLC	Corpus Christi Liquefaction, LLC	2012-99-LNG	Long-Term	South Korea	Tenergy	Corpus Christi, Texas	3,681,559	
6/9/2022	Cheniere Marketing, LLC and Corpus Christi Liquefaction, LLC	Corpus Christi Liquefaction, LLC	2012-97-LNG	Long-Term	Japan	Gaslog Wellington	Corpus Christi, Texas	3,826,223	
6/11/2022	Cheniere Marketing, LLC and Corpus Christi Liquefaction, LLC	Corpus Christi Liquefaction, LLC	2012-97-LNG	Long-Term	Spain	Traiano Knutsen	Corpus Christi, Texas	3,735,440	
6/13/2022	Cheniere Marketing, LLC and Corpus Christi Liquefaction, LLC	Corpus Christi Liquefaction, LLC	2012-99-LNG	Long-Term	Dominican Republic	Point Fortin	Corpus Christi, Texas	2,589,377	[*]
6/13/2022	Cheniere Marketing, LLC and Corpus Christi Liquefaction, LLC	Corpus Christi Liquefaction, LLC	2012-99-LNG	Long-Term	Panama	Point Fortin	Corpus Christi, Texas	623,438	[*]
6/14/2022	Cheniere Marketing, LLC and Corpus Christi Liquefaction, LLC	Corpus Christi Liquefaction, LLC	2012-97-LNG	Long-Term	Spain	Gaslog Winchester	Corpus Christi, Texas	3,842,497	
6/16/2022	Cheniere Marketing, LLC and Corpus Christi Liquefaction, LLC	Corpus Christi Liquefaction, LLC	2012-97-LNG	Long-Term	Greece	Diamond Gas Metropolis	Corpus Christi, Texas	265,888	[*]
6/16/2022	Cheniere Marketing, LLC and Corpus Christi Liquefaction, LLC	Corpus Christi Liquefaction, LLC	2012-97-LNG	Long-Term	Lithuania	Diamond Gas Metropolis	Corpus Christi, Texas	3,400,721	[*]
6/18/2022	Cheniere Marketing, LLC and Corpus Christi Liquefaction, LLC	Corpus Christi Liquefaction, LLC	2012-97-LNG	Long-Term	Portugal	Cool Discoverer	Corpus Christi, Texas	1,840,872	[*]
6/18/2022	Cheniere Marketing, LLC and Corpus Christi Liquefaction, LLC	Corpus Christi Liquefaction, LLC	2012-97-LNG	Long-Term	Spain	Cool Discoverer	Corpus Christi, Texas	1,866,731	[*]
6/20/2022	Cheniere Marketing, LLC and Corpus Christi Liquefaction, LLC	Corpus Christi Liquefaction, LLC	2012-97-LNG	Long-Term	France	Shinshu Maru	Corpus Christi, Texas	3,697,352	
6/21/2022	Cheniere Marketing, LLC and Corpus Christi Liquefaction, LLC	Corpus Christi Liquefaction, LLC	2012-97-LNG	Long-Term	Kuwait	Celsius Charlotte	Corpus Christi, Texas	3,840,894	
6/23/2022	Cheniere Marketing, LLC and Corpus Christi Liquefaction, LLC	Corpus Christi Liquefaction, LLC	2012-97-LNG	Long-Term	France	Catalunya Spirit	Corpus Christi, Texas	2,938,891	
6/25/2022	Cheniere Marketing, LLC and Corpus Christi Liquefaction, LLC	Corpus Christi Liquefaction, LLC	2012-97-LNG	Long-Term	Spain	Gaslog Warsaw	Corpus Christi, Texas	3,733,515	
6/27/2022	Cheniere Marketing, LLC and Corpus Christi Liquefaction, LLC	Corpus Christi Liquefaction, LLC	2012-97-LNG	Long-Term	Netherlands	Flex Endeavor	Corpus Christi, Texas	3,620,532	
6/29/2022	Cheniere Marketing, LLC and Corpus Christi Liquefaction, LLC	Corpus Christi Liquefaction, LLC	2012-97-LNG	Long-Term	France	BW Pavilion Leeara	Corpus Christi, Texas	3,443,908	
6/30/2022	Cheniere Marketing, LLC and Corpus Christi Liquefaction, LLC	Corpus Christi Liquefaction, LLC	2012-99-LNG	Long-Term	Dominican Republic	ORION SEA	Corpus Christi, Texas	3,248,530	
7/2/2022	Cheniere Marketing, LLC and Corpus Christi Liquefaction, LLC	Corpus Christi Liquefaction, LLC	2012-97-LNG	Long-Term	Poland	Celsius Canberra	Corpus Christi, Texas	3,715,041	
7/3/2022	Cheniere Marketing, LLC and Corpus Christi Liquefaction, LLC	Corpus Christi Liquefaction, LLC	2012-97-LNG	Long-Term	Spain	Castillo De Caldelas	Corpus Christi, Texas	3,345,133	
7/5/2022	Cheniere Marketing, LLC and Corpus Christi Liquefaction, LLC	Corpus Christi Liquefaction, LLC	2012-97-LNG	Long-Term	Japan	Adriano Knutsen	Corpus Christi, Texas	3,786,733	
7/7/2022	Cheniere Marketing, LLC and Corpus Christi Liquefaction, LLC	Corpus Christi Liquefaction, LLC	2012-97-LNG	Long-Term	France	LNG Abuja II	Corpus Christi, Texas	3,544,317	
7/8/2022	Cheniere Marketing, LLC and Corpus Christi Liquefaction, LLC	Corpus Christi Liquefaction, LLC	2012-99-LNG	Long-Term	Dominican Republic	SK Resolute	Corpus Christi, Texas	3,198,698	

[S] Spot – a one-time transaction for near-term delivery of a specific quantity of LNG at a specific location. Spot cargos could be included in either long-term or short-term authorized types.

[*] Split cargo – a single shipment of LNG where portions of the cargo have different transactional characteristics. For instance, a single cargo can have more than one buyer, supplier, price, unloading port, loading port, or DOE authorization.

[C] Commissioning cargo – pre-commercial cargo loaded while export facility operations are still undergoing final testing and inspection. Commissioning cargos may occur multiple times for the same facility as individual LNG trains enter service.

Countries of destination are current as of publication date. Any updates to countries of destination reported will be published in the next scheduled LNG Monthly.

VESSEL-BORNE EXPORTS OF DOMESTICALLY-PRODUCED LIQUEFIED NATURAL GAS (LNG)

Table 2a(iii)

Date of Departure	Name of Exporter	Supplier	Docket Number	Docket Term	Country of Destination	Name of Tanker	Departure Terminal	Volume (Mcf of Natural Gas)	Notes
7/10/2022	Cheniere Marketing, LLC and Corpus Christi Liquefaction, LLC	Corpus Christi Liquefaction, LLC	2012-97-LNG	Long-Term	Italy	Maran Gas Amorgos	Corpus Christi, Texas	3,414,620	[*]
7/10/2022	Cheniere Marketing, LLC and Corpus Christi Liquefaction, LLC	Corpus Christi Liquefaction, LLC	2012-97-LNG	Long-Term	Spain	Maran Gas Amorgos	Corpus Christi, Texas	296,930	[*]
7/12/2022	Cheniere Marketing, LLC and Corpus Christi Liquefaction, LLC	Corpus Christi Liquefaction, LLC	2012-97-LNG	Long-Term	Spain	Maran Gas Posidonia	Corpus Christi, Texas	3,206,617	
7/13/2022	Cheniere Marketing, LLC and Corpus Christi Liquefaction, LLC	Corpus Christi Liquefaction, LLC	2012-97-LNG	Long-Term	Croatia	Traiano Knutsen	Corpus Christi, Texas	3,497,388	
7/15/2022	Cheniere Marketing, LLC and Corpus Christi Liquefaction, LLC	Corpus Christi Liquefaction, LLC	2012-97-LNG	Long-Term	Brazil	Seapeak Vancouver	Corpus Christi, Texas	3,654,665	
7/17/2022	Cheniere Marketing, LLC and Corpus Christi Liquefaction, LLC	Corpus Christi Liquefaction, LLC	2012-97-LNG	Long-Term	Portugal	Rioja Knutsen	Corpus Christi, Texas	3,132,376	
7/18/2022	Cheniere Marketing, LLC and Corpus Christi Liquefaction, LLC	Corpus Christi Liquefaction, LLC	2012-97-LNG	Long-Term	Portugal	Cool Discoverer	Corpus Christi, Texas	3,280,012	
7/20/2022	Cheniere Marketing, LLC and Corpus Christi Liquefaction, LLC	Corpus Christi Liquefaction, LLC	2012-97-LNG	Long-Term	Netherlands	Gaslog Winchester	Corpus Christi, Texas	3,705,034	
7/22/2022	Cheniere Marketing, LLC and Corpus Christi Liquefaction, LLC	Corpus Christi Liquefaction, LLC	2012-97-LNG	Long-Term	France	Nohshu Maru	Corpus Christi, Texas	3,757,029	
7/23/2022	Cheniere Marketing, LLC and Corpus Christi Liquefaction, LLC	Corpus Christi Liquefaction, LLC	2012-99-LNG	Long-Term	Chile	LNG Enterprise	Corpus Christi, Texas	3,203,440	
7/25/2022	Cheniere Marketing, LLC and Corpus Christi Liquefaction, LLC	Corpus Christi Liquefaction, LLC	2012-99-LNG	Long-Term	Chile	Cobia LNG	Corpus Christi, Texas	3,713,656	
7/27/2022	Cheniere Marketing, LLC and Corpus Christi Liquefaction, LLC	Corpus Christi Liquefaction, LLC	2012-99-LNG	Long-Term	South Korea	Flex Constellation	Corpus Christi, Texas	3,693,909	
7/29/2022	Cheniere Marketing, LLC and Corpus Christi Liquefaction, LLC	Corpus Christi Liquefaction, LLC	2012-97-LNG	Long-Term	France	Rias Baixas Knutsen	Corpus Christi, Texas	3,439,010	
7/30/2022	Cheniere Marketing, LLC and Corpus Christi Liquefaction, LLC	Corpus Christi Liquefaction, LLC	2012-97-LNG	Long-Term	Spain	Gaslog Warsaw	Corpus Christi, Texas	3,496,670	
8/1/2022	Cheniere Marketing, LLC and Corpus Christi Liquefaction, LLC	Corpus Christi Liquefaction, LLC	2012-97-LNG	Long-Term	Italy	LNG Rosenrot	Corpus Christi, Texas	2,559,388	[*]
8/1/2022	Cheniere Marketing, LLC and Corpus Christi Liquefaction, LLC	Corpus Christi Liquefaction, LLC	2012-97-LNG	Long-Term	Netherlands	LNG Rosenrot	Corpus Christi, Texas	934,336	[*]
8/2/2022	Cheniere Marketing, LLC and Corpus Christi Liquefaction, LLC	Corpus Christi Liquefaction, LLC	2012-97-LNG	Long-Term	France	Castillo De Caldelas	Corpus Christi, Texas	3,351,659	
8/5/2022	Cheniere Marketing, LLC and Corpus Christi Liquefaction, LLC	Corpus Christi Liquefaction, LLC	2012-97-LNG	Long-Term	Taiwan	Gaslog Galveston	Corpus Christi, Texas	3,440,072	
8/6/2022	Cheniere Marketing, LLC and Corpus Christi Liquefaction, LLC	Corpus Christi Liquefaction, LLC	2012-97-LNG	Long-Term	Brazil	Hellas Athina	Corpus Christi, Texas	3,410,567	
8/7/2022	Cheniere Marketing, LLC and Corpus Christi Liquefaction, LLC	Corpus Christi Liquefaction, LLC	2012-97-LNG	Long-Term	France	ORION SEA	Corpus Christi, Texas	3,380,137	
8/9/2022	Cheniere Marketing, LLC and Corpus Christi Liquefaction, LLC	Corpus Christi Liquefaction, LLC	2012-97-LNG	Long-Term	France	LNG Fukurokuju	Corpus Christi, Texas	3,203,331	
8/11/2022	Cheniere Marketing, LLC and Corpus Christi Liquefaction, LLC	Corpus Christi Liquefaction, LLC	2012-97-LNG	Long-Term	France	LNG Sakura	Corpus Christi, Texas	3,736,869	
8/13/2022	Cheniere Marketing, LLC and Corpus Christi Liquefaction, LLC	Corpus Christi Liquefaction, LLC	2012-97-LNG	Long-Term	France	LNG Abuja II	Corpus Christi, Texas	3,729,963	
8/14/2022	Cheniere Marketing, LLC and Corpus Christi Liquefaction, LLC	Corpus Christi Liquefaction, LLC	2012-97-LNG	Long-Term	Spain	Castillo de Villalba	Corpus Christi, Texas	2,942,450	
8/16/2022	Cheniere Marketing, LLC and Corpus Christi Liquefaction, LLC	Corpus Christi Liquefaction, LLC	2012-97-LNG	Long-Term	Lithuania	Diamond Gas Metropolis	Corpus Christi, Texas	3,629,615	

[S] Spot – a one-time transaction for near-term delivery of a specific quantity of LNG at a specific location. Spot cargos could be included in either long-term or short-term authorized types.

[*] Split cargo – a single shipment of LNG where portions of the cargo have different transactional characteristics. For instance, a single cargo can have more than one buyer, supplier, price, unloading port, loading port, or DOE authorization.

[C] Commissioning cargo – pre-commercial cargo loaded while export facility operations are still undergoing final testing and inspection. Commissioning cargos may occur multiple times for the same facility as individual LNG trains enter service.

Countries of destination are current as of publication date. Any updates to countries of destination reported will be published in the next scheduled LNG Monthly.

VESSEL-BORNE EXPORTS OF DOMESTICALLY-PRODUCED LIQUEFIED NATURAL GAS (LNG)

Table 2a(iii)

Date of Departure	Name of Exporter	Supplier	Docket Number	Docket Term	Country of Destination	Name of Tanker	Departure Terminal	Volume (Mcf of Natural Gas)	Notes
8/18/2022	Cheniere Marketing, LLC and Corpus Christi Liquefaction, LLC	Corpus Christi Liquefaction, LLC	2012-97-LNG	Long-Term	Netherlands	Cool Discoverer	Corpus Christi, Texas	3,708,531	
8/20/2022	Cheniere Marketing, LLC and Corpus Christi Liquefaction, LLC	Corpus Christi Liquefaction, LLC	2012-97-LNG	Long-Term	Spain	Traiano Knutsen	Corpus Christi, Texas	3,728,540	
8/21/2022	Cheniere Marketing, LLC and Corpus Christi Liquefaction, LLC	Corpus Christi Liquefaction, LLC	2012-97-LNG	Long-Term	United Kingdom	Dorado LNG	Corpus Christi, Texas	3,687,958	
8/22/2022	Cheniere Marketing, LLC and Corpus Christi Liquefaction, LLC	Corpus Christi Liquefaction, LLC	2012-97-LNG	Long-Term	Greece	LNG Endeavour	Corpus Christi, Texas	3,200,462	
8/24/2022	Cheniere Marketing, LLC and Corpus Christi Liquefaction, LLC	Corpus Christi Liquefaction, LLC	2012-97-LNG	Long-Term	France	Shinshu Maru	Corpus Christi, Texas	3,686,337	
8/26/2022	Cheniere Marketing, LLC and Corpus Christi Liquefaction, LLC	Corpus Christi Liquefaction, LLC	2012-97-LNG	Long-Term	France	Nohshu Maru	Corpus Christi, Texas	3,777,990	
8/28/2022	Cheniere Marketing, LLC and Corpus Christi Liquefaction, LLC	Corpus Christi Liquefaction, LLC	2012-97-LNG	Long-Term	Netherlands	British Listener	Corpus Christi, Texas	3,701,414	
8/29/2022	Cheniere Marketing, LLC and Corpus Christi Liquefaction, LLC	Corpus Christi Liquefaction, LLC	2012-97-LNG	Long-Term	Netherlands	Gaslog Wellington	Corpus Christi, Texas	3,598,578	
9/1/2022	Cheniere Marketing, LLC and Corpus Christi Liquefaction, LLC	Corpus Christi Liquefaction, LLC	2012-97-LNG	Long-Term	Italy	Gaslog Warsaw	Corpus Christi, Texas	3,497,402	
9/2/2022	Cheniere Marketing, LLC and Corpus Christi Liquefaction, LLC	Corpus Christi Liquefaction, LLC	2012-97-LNG	Long-Term	Poland	Flex Vigilant	Corpus Christi, Texas	3,166,127	
9/4/2022	Cheniere Marketing, LLC and Corpus Christi Liquefaction, LLC	Corpus Christi Liquefaction, LLC	2012-99-LNG	Long-Term	Dominican Republic	LNG Enterprise	Corpus Christi, Texas	3,196,318	
9/6/2022	Cheniere Marketing, LLC and Corpus Christi Liquefaction, LLC	Corpus Christi Liquefaction, LLC	2012-97-LNG	Long-Term	Spain	Cadiz Knutsen	Corpus Christi, Texas	2,941,247	
9/7/2022	Cheniere Marketing, LLC and Corpus Christi Liquefaction, LLC	Corpus Christi Liquefaction, LLC	2012-97-LNG	Long-Term	Croatia	ORION SEA	Corpus Christi, Texas	3,103,917	[*]
9/7/2022	Cheniere Marketing, LLC and Corpus Christi Liquefaction, LLC	Corpus Christi Liquefaction, LLC	2012-97-LNG	Long-Term	Jamaica	ORION SEA	Corpus Christi, Texas	130,026	[*]
9/10/2022	Cheniere Marketing, LLC and Corpus Christi Liquefaction, LLC	Corpus Christi Liquefaction, LLC	2012-97-LNG	Long-Term	Spain	Maran Gas Posidonia	Corpus Christi, Texas	3,434,377	
9/11/2022	Cheniere Marketing, LLC and Corpus Christi Liquefaction, LLC	Corpus Christi Liquefaction, LLC	2012-97-LNG	Long-Term	Croatia	BW Pavilion Leeara	Corpus Christi, Texas	3,045,807	[*]
9/11/2022	Cheniere Marketing, LLC and Corpus Christi Liquefaction, LLC	Corpus Christi Liquefaction, LLC	2012-97-LNG	Long-Term	United Kingdom	BW Pavilion Leeara	Corpus Christi, Texas	285,774	[*]
9/13/2022	Cheniere Marketing, LLC and Corpus Christi Liquefaction, LLC	Corpus Christi Liquefaction, LLC	2012-97-LNG	Long-Term	France	Tenergy	Corpus Christi, Texas	3,696,288	
9/16/2022	Cheniere Marketing, LLC and Corpus Christi Liquefaction, LLC	Corpus Christi Liquefaction, LLC	2012-97-LNG	Long-Term	France	Clean Copano	Corpus Christi, Texas	3,676,881	[*]
9/16/2022	Cheniere Marketing, LLC and Corpus Christi Liquefaction, LLC	Corpus Christi Liquefaction, LLC	2012-97-LNG	Long-Term	Turkey	Clean Copano	Corpus Christi, Texas	591,821	[*]
9/17/2022	Cheniere Marketing, LLC and Corpus Christi Liquefaction, LLC	Corpus Christi Liquefaction, LLC	2012-97-LNG	Long-Term	China	Asklipios	Corpus Christi, Texas	3,586,580	
9/19/2022	Cheniere Marketing, LLC and Corpus Christi Liquefaction, LLC	Corpus Christi Liquefaction, LLC	2012-97-LNG	Long-Term	Spain	Castillo De Caldelas	Corpus Christi, Texas	3,715,949	
9/20/2022	Cheniere Marketing, LLC and Corpus Christi Liquefaction, LLC	Corpus Christi Liquefaction, LLC	2012-97-LNG	Long-Term	Turkey	Celsius Canberra	Corpus Christi, Texas	3,843,880	
9/22/2022	Cheniere Marketing, LLC and Corpus Christi Liquefaction, LLC	Corpus Christi Liquefaction, LLC	2012-99-LNG	Long-Term	Chile	Seapeak Meridian	Corpus Christi, Texas	3,364,537	
9/24/2022	Cheniere Marketing, LLC and Corpus Christi Liquefaction, LLC	Corpus Christi Liquefaction, LLC	2012-97-LNG	Long-Term	France	Celsius Carolina	Corpus Christi, Texas	3,685,814	

[S] Spot – a one-time transaction for near-term delivery of a specific quantity of LNG at a specific location. Spot cargos could be included in either long-term or short-term authorized types.

[*] Split cargo – a single shipment of LNG where portions of the cargo have different transactional characteristics. For instance, a single cargo can have more than one buyer, supplier, price, unloading port, loading port, or DOE authorization.

[C] Commissioning cargo – pre-commercial cargo loaded while export facility operations are still undergoing final testing and inspection. Commissioning cargos may occur multiple times for the same facility as individual LNG trains enter service.

Countries of destination are current as of publication date. Any updates to countries of destination reported will be published in the next scheduled LNG Monthly.

VESSEL-BORNE EXPORTS OF DOMESTICALLY-PRODUCED LIQUEFIED NATURAL GAS (LNG)

Table 2a(iii)

Date of Departure	Name of Exporter	Supplier	Docket Number	Docket Term	Country of Destination	Name of Tanker	Departure Terminal	Volume (Mcf of Natural Gas)	Notes
9/27/2022	Cheniere Marketing, LLC and Corpus Christi Liquefaction, LLC	Corpus Christi Liquefaction, LLC	2012-97-LNG	Long-Term	United Kingdom	Maran Gas Ithaca	Corpus Christi, Texas	3,483,674	
9/28/2022	Cheniere Marketing, LLC and Corpus Christi Liquefaction, LLC	Corpus Christi Liquefaction, LLC	2012-97-LNG	Long-Term	France	Gaslog Wellington	Corpus Christi, Texas	3,686,552	
9/29/2022	Cheniere Marketing, LLC and Corpus Christi Liquefaction, LLC	Corpus Christi Liquefaction, LLC	2012-97-LNG	Long-Term	France	Nohshu Maru	Corpus Christi, Texas	3,677,761	
TOTAL Exports of LNG from Corpus Christi								565,350,962	

[S] **Spot** – a one-time transaction for near-term delivery of a specific quantity of LNG at a specific location. Spot cargos could be included in either long-term or short-term authorized types.

[*] **Split cargo** – a single shipment of LNG where portions of the cargo have different transactional characteristics. For instance, a single cargo can have more than one buyer, supplier, price, unloading port, loading port, or DOE authorization.

[C] **Commissioning cargo** – pre-commercial cargo loaded while export facility operations are still undergoing final testing and inspection. Commissioning cargos may occur multiple times for the same facility as individual LNG trains enter service.

Countries of destination are current as of publication date. Any updates to countries of destination reported will be published in the next scheduled *LNG Monthly*.

VESSEL-BORNE EXPORTS OF DOMESTICALLY-PRODUCED LIQUEFIED NATURAL GAS (LNG)

Table 2a(iv)

Date of Departure	Name of Exporter	Supplier	Docket Number	Docket Term	Country of Destination	Name of Tanker	Departure Terminal	Volume (Mcf of Natural Gas)	Notes
1/3/2022	Cameron LNG, LLC	Various	2011-162-LNG	Long-Term	Japan	Diamond Gas Sakura	Cameron, Louisiana	3,498,646	
1/4/2022	Cameron LNG, LLC	Mitsui & Co. Energy Marketing	2011-162-LNG	Long-Term	Spain	Transgas Force	Cameron, Louisiana	3,640,143	
1/6/2022	Cameron LNG, LLC	Various	2011-162-LNG	Long-Term	France	Golar Seal	Cameron, Louisiana	3,368,041	
1/8/2022	Cameron LNG, LLC	Various	2011-162-LNG	Long-Term	Turkey	Transgas Power	Cameron, Louisiana	3,672,580	
1/10/2022	Cameron LNG, LLC	Mitsui & Co. Energy Marketing	2011-145-LNG	Long-Term	Dominican Republic	Oogir	Cameron, Louisiana	1,483,149	[*]
1/10/2022	Cameron LNG, LLC	Mitsui & Co. Energy Marketing	2011-145-LNG	Long-Term	Panama	Oogir	Cameron, Louisiana	1,873,059	[*]
1/12/2022	Cameron LNG, LLC	Various	2011-162-LNG	Long-Term	France	Diamond Gas Crystal	Cameron, Louisiana	3,656,499	
1/13/2022	Cameron LNG, LLC	Various	2011-162-LNG	Long-Term	United Kingdom	SCF La Perouse	Cameron, Louisiana	3,670,628	
1/14/2022	Cameron LNG, LLC	Mitsui & Co. Energy Marketing	2011-162-LNG	Long-Term	United Kingdom	Marvel Hawk	Cameron, Louisiana	3,703,407	
1/18/2022	Cameron LNG, LLC	Various	2011-162-LNG	Long-Term	India	Golar Tundra	Cameron, Louisiana	3,577,162	
1/19/2022	Cameron LNG, LLC	Various	2011-162-LNG	Long-Term	Greece	SK Audace	Cameron, Louisiana	863,906	[*]
1/19/2022	Cameron LNG, LLC	Various	2011-162-LNG	Long-Term	Turkey	SK Audace	Cameron, Louisiana	2,956,032	[*]
1/21/2022	Cameron LNG, LLC	Mitsui & Co. Energy Marketing	2011-162-LNG	Long-Term	Spain	Asklipios	Cameron, Louisiana	3,691,633	
1/23/2022	Cameron LNG, LLC	Various	2011-162-LNG	Long-Term	Spain	BW Lilac	Cameron, Louisiana	3,667,531	
1/24/2022	Cameron LNG, LLC	Various	2011-162-LNG	Long-Term	United Kingdom	Minerva Limnos	Cameron, Louisiana	3,673,305	
1/25/2022	Cameron LNG, LLC	Mitsui & Co. Energy Marketing	2011-162-LNG	Long-Term	Netherlands	Golar Bear	Cameron, Louisiana	2,159,623	[*]
1/25/2022	Cameron LNG, LLC	Mitsui & Co. Energy Marketing	2011-162-LNG	Long-Term	Spain	Golar Bear	Cameron, Louisiana	1,240,233	[*]
1/28/2022	Cameron LNG, LLC	Various	2011-162-LNG	Long-Term	Turkey	Celsius Copenhagen	Cameron, Louisiana	3,619,211	
1/30/2022	Cameron LNG, LLC	Various	2011-162-LNG	Long-Term	Spain	LNG Endeavour	Cameron, Louisiana	3,644,627	
1/31/2022	Cameron LNG, LLC	Various	2011-162-LNG	Long-Term	Japan	Diamond Gas Orchid	Cameron, Louisiana	3,506,689	
2/3/2022	Cameron LNG, LLC	Mitsui & Co. Energy Marketing	2011-145-LNG	Long-Term	South Korea	Marvel Swan	Cameron, Louisiana	3,485,734	
2/4/2022	Cameron LNG, LLC	Various	2011-162-LNG	Long-Term	Bangladesh	BW Tulip	Cameron, Louisiana	2,923,100	[*]
2/4/2022	Cameron LNG, LLC	Various	2011-162-LNG	Long-Term	Greece	BW Tulip	Cameron, Louisiana	756,168	[*]
2/6/2022	Cameron LNG, LLC	Mitsui & Co. Energy Marketing	2011-162-LNG	Long-Term	United Kingdom	Maran Gas Posidonia	Cameron, Louisiana	3,414,269	
2/8/2022	Cameron LNG, LLC	Various	2011-162-LNG	Long-Term	Netherlands	BW Pavilion Aranda	Cameron, Louisiana	3,679,784	
2/9/2022	Cameron LNG, LLC	Various	2011-162-LNG	Long-Term	Turkey	Gaslog Hong Kong	Cameron, Louisiana	3,718,244	
2/12/2022	Cameron LNG, LLC	Various	2011-162-LNG	Long-Term	Brazil	Magellan Spirit	Cameron, Louisiana	3,293,279	
2/13/2022	Cameron LNG, LLC	Various	2011-162-LNG	Long-Term	Brazil	Diamond Gas Crystal	Cameron, Louisiana	3,673,848	
2/15/2022	Cameron LNG, LLC	Mitsui & Co. Energy Marketing	2011-162-LNG	Long-Term	France	Marvel Crane	Cameron, Louisiana	3,773,590	
2/16/2022	Cameron LNG, LLC	Mitsui & Co. Energy Marketing	2011-162-LNG	Long-Term	Netherlands	Marvel Hawk	Cameron, Louisiana	3,692,504	
2/18/2022	Cameron LNG, LLC	Various	2011-162-LNG	Long-Term	Greece	SK Resolute	Cameron, Louisiana	3,838,507	
2/20/2022	Cameron LNG, LLC	Various	2011-162-LNG	Long-Term	India	Golar Ice	Cameron, Louisiana	3,396,545	
2/21/2022	Cameron LNG, LLC	Various	2011-162-LNG	Long-Term	France	SCF La Perouse	Cameron, Louisiana	3,664,079	
2/23/2022	Cameron LNG, LLC	Mitsui & Co. Energy Marketing	2011-162-LNG	Long-Term	Japan	Marvel Falcon	Cameron, Louisiana	3,685,803	
2/25/2022	Cameron LNG, LLC	Various	2011-162-LNG	Long-Term	Spain	BW Lilac	Cameron, Louisiana	3,685,053	
2/28/2022	Cameron LNG, LLC	Mitsui & Co. Energy Marketing	2011-162-LNG	Long-Term	Poland	Marvel Kite	Cameron, Louisiana	3,673,697	
3/2/2022	Cameron LNG, LLC	Various	2011-162-LNG	Long-Term	France	Oak Spirit	Cameron, Louisiana	3,675,144	
3/3/2022	Cameron LNG, LLC	Various	2011-162-LNG	Long-Term	Japan	Diamond Gas Rose	Cameron, Louisiana	3,503,715	
3/4/2022	Cameron LNG, LLC	Various	2011-162-LNG	Long-Term	United Kingdom	Diamond Gas Sakura	Cameron, Louisiana	3,490,763	
3/8/2022	Cameron LNG, LLC	Various	2011-162-LNG	Long-Term	Greece	Stena Clear Sky	Cameron, Louisiana	1,642,111	[*]
3/8/2022	Cameron LNG, LLC	Various	2011-162-LNG	Long-Term	Spain	Stena Clear Sky	Cameron, Louisiana	2,021,232	[*]
3/9/2022	Cameron LNG, LLC	Various	2011-162-LNG	Long-Term	France	Diamond Gas Victoria	Cameron, Louisiana	3,673,969	
3/10/2022	Cameron LNG, LLC	Various	2011-162-LNG	Long-Term	Spain	BW GDF Suez Brussels	Cameron, Louisiana	3,454,647	
3/12/2022	Cameron LNG, LLC	Mitsui & Co. Energy Marketing	2011-162-LNG	Long-Term	Netherlands	Marvel Heron	Cameron, Louisiana	3,607,392	
3/14/2022	Cameron LNG, LLC	Various	2011-162-LNG	Long-Term	France	LNG Endurance	Cameron, Louisiana	126,065	[*]

[S] Spot – a one-time transaction for near-term delivery of a specific quantity of LNG at a specific location. Spot cargos could be included in either long-term or short-term authorized types.

[*] Split cargo – a single shipment of LNG where portions of the cargo have different transactional characteristics. For instance, a single cargo can have more than one buyer, supplier, price, unloading port, loading port, or DOE authorization.

[C] Commissioning cargo – pre-commercial cargo loaded while export facility operations are still undergoing final testing and inspection. Commissioning cargos may occur multiple times for the same facility as individual LNG trains enter service.

Countries of destination are current as of publication date. Any updates to countries of destination reported will be published in the next scheduled LNG Monthly.

VESSEL-BORNE EXPORTS OF DOMESTICALLY-PRODUCED LIQUEFIED NATURAL GAS (LNG)

Table 2a(iv)

Date of Departure	Name of Exporter	Supplier	Docket Number	Docket Term	Country of Destination	Name of Tanker	Departure Terminal	Volume (Mcf of Natural Gas)	Notes
3/14/2022	Cameron LNG, LLC	Various	2011-162-LNG	Long-Term	United Kingdom	LNG Endurance	Cameron, Louisiana	3,232,257	[*]
3/15/2022	Cameron LNG, LLC	Various Suppliers	2011-162-LNG	Long-Term	Japan	Diamond Gas Crystal	Cameron, Louisiana	3,672,142	
3/18/2022	Cameron LNG, LLC	Mitsui & Co. Energy Marketing	2011-162-LNG	Long-Term	Japan	Marvel Crane	Cameron, Louisiana	3,755,213	
3/20/2022	Cameron LNG, LLC	Various Suppliers	2011-145-LNG	Long-Term	Dominican Republic	Wilpride	Cameron, Louisiana	3,318,887	
3/22/2022	Cameron LNG, LLC	Mitsui & Co. Energy Marketing	2011-162-LNG	Long-Term	United Kingdom	Gaslog Hong Kong	Cameron, Louisiana	3,476,070	
3/22/2022	Cameron LNG, LLC	Mitsui & Co. Energy Marketing	2011-162-LNG	Long-Term	United Kingdom	Marvel Hawk	Cameron, Louisiana	3,703,830	
3/25/2022	Cameron LNG, LLC	Various	2011-162-LNG	Long-Term	Spain	BW Lilac	Cameron, Louisiana	3,692,380	
3/27/2022	Cameron LNG, LLC	Mitsui & Co. Energy Marketing	2011-162-LNG	Long-Term	Japan	Marvel Eagle	Cameron, Louisiana	3,314,205	
3/29/2022	Cameron LNG, LLC	Various	2011-162-LNG	Long-Term	India	Seri Balhaf	Cameron, Louisiana	3,336,724	
3/31/2022	Cameron LNG, LLC	Various	2011-162-LNG	Long-Term	France	Oak Spirit	Cameron, Louisiana	3,415,785	[*]
3/31/2022	Cameron LNG, LLC	Various	2011-162-LNG	Long-Term	France	Oak Spirit	Cameron, Louisiana	152,877	[*]
3/31/2022	Cameron LNG, LLC	Mitsui & Co. Energy Marketing	2011-162-LNG	Long-Term	France	Oak Spirit	Cameron, Louisiana	108,102	[*]
4/1/2022	Cameron LNG, LLC	Various	2011-162-LNG	Long-Term	France	LNG Endeavour	Cameron, Louisiana	3,665,195	
4/2/2022	Cameron LNG, LLC	Various	2011-162-LNG	Long-Term	Japan	Diamond Gas Orchid	Cameron, Louisiana	3,504,201	
4/5/2022	Cameron LNG, LLC	Mitsui & Co. Energy Marketing	2011-162-LNG	Long-Term	United Kingdom	Maran Gas Ithaca	Cameron, Louisiana	3,679,182	
4/7/2022	Cameron LNG, LLC	Various	2011-162-LNG	Long-Term	United Kingdom	Rias Baixas Knutsen	Cameron, Louisiana	3,617,883	
4/9/2022	Cameron LNG, LLC	Mitsui & Co. Energy Marketing	2011-162-LNG	Long-Term	Japan	Marvel Kite	Cameron, Louisiana	3,694,134	
4/11/2022	Cameron LNG, LLC	Various	2011-162-LNG	Long-Term	Brazil	Magellan Spirit	Cameron, Louisiana	3,447,843	
4/13/2022	Cameron LNG, LLC	Various Suppliers	2011-145-LNG	Long-Term	South Korea	SK Audace	Cameron, Louisiana	3,823,438	
4/14/2022	Cameron LNG, LLC	Various	2011-162-LNG	Long-Term	France	LNG Endurance	Cameron, Louisiana	3,418,181	[*]
4/14/2022	Cameron LNG, LLC	Various	2011-162-LNG	Long-Term	France	LNG Endurance	Cameron, Louisiana	211,756	[*]
4/16/2022	Cameron LNG, LLC	Mitsui & Co. Energy Marketing	2011-162-LNG	Long-Term	Italy	Maran Gas Posidonia	Cameron, Louisiana	3,425,891	
4/18/2022	Cameron LNG, LLC	Various	2011-162-LNG	Long-Term	United Kingdom	Diamond Gas Victoria	Cameron, Louisiana	3,667,089	
4/19/2022	Cameron LNG, LLC	Mitsui & Co. Energy Marketing	2011-162-LNG	Long-Term	France	Minerva Limnos	Cameron, Louisiana	3,682,266	
4/22/2022	Cameron LNG, LLC	Various	2011-162-LNG	Long-Term	France	BW Tulip	Cameron, Louisiana	3,600,187	[*]
4/22/2022	Cameron LNG, LLC	Mitsui & Co. Energy Marketing	2011-162-LNG	Long-Term	France	BW Tulip	Cameron, Louisiana	52,295	[*]
4/24/2022	Cameron LNG, LLC	Various	2011-162-LNG	Long-Term	United Kingdom	BW Lilac	Cameron, Louisiana	3,689,879	
4/26/2022	Cameron LNG, LLC	Mitsui & Co. Energy Marketing	2011-162-LNG	Long-Term	United Kingdom	Marvel Heron	Cameron, Louisiana	3,776,945	
4/28/2022	Cameron LNG, LLC	Various	2011-162-LNG	Long-Term	India	Wilpride	Cameron, Louisiana	3,297,906	
4/30/2022	Cameron LNG, LLC	Various	2011-162-LNG	Long-Term	Lithuania	LNG Endeavour	Cameron, Louisiana	3,402,653	
5/3/2022	Cameron LNG, LLC	Mitsui & Co. Energy Marketing	2011-145-LNG	Long-Term	South Korea	Marvel Falcon	Cameron, Louisiana	3,577,479	
5/5/2022	Cameron LNG, LLC	Various	2011-162-LNG	Long-Term	Japan	Diamond Gas Rose	Cameron, Louisiana	3,506,202	
5/7/2022	Cameron LNG, LLC	Various	2011-162-LNG	Long-Term	Bangladesh	LNG Adventure	Cameron, Louisiana	3,346,361	
5/11/2022	Cameron LNG, LLC	Mitsui & Co. Energy Marketing	2011-162-LNG	Long-Term	Japan	Marvel Pelican	Cameron, Louisiana	3,320,142	
5/14/2022	Cameron LNG, LLC	Various	2011-162-LNG	Long-Term	France	LNG Endurance	Cameron, Louisiana	3,361,771	
5/17/2022	Cameron LNG, LLC	Mitsui & Co. Energy Marketing	2011-162-LNG	Long-Term	Japan	Marvel Crane	Cameron, Louisiana	3,522,069	
5/20/2022	Cameron LNG, LLC	Various	2011-162-LNG	Long-Term	Netherlands	Diamond Gas Victoria	Cameron, Louisiana	3,084,372	
5/22/2022	Cameron LNG, LLC	Various	2011-162-LNG	Long-Term	Brazil	Seapeak Vancouver	Cameron, Louisiana	3,292,256	
5/24/2022	Cameron LNG, LLC	Various	2011-162-LNG	Long-Term	Lithuania	Diamond Gas Crystal	Cameron, Louisiana	3,194,477	
5/26/2022	Cameron LNG, LLC	Various	2011-162-LNG	Long-Term	Croatia	SK Resolute	Cameron, Louisiana	3,386,117	
5/28/2022	Cameron LNG, LLC	Mitsui & Co. Energy Marketing	2011-162-LNG	Long-Term	Japan	Marvel Eagle	Cameron, Louisiana	3,315,401	
5/29/2022	Cameron LNG, LLC	Various	2011-162-LNG	Long-Term	Spain	BW Lilac	Cameron, Louisiana	3,638,156	
6/1/2022	Cameron LNG, LLC	Mitsui & Co. Energy Marketing	2011-145-LNG	Long-Term	South Korea	Marvel Hawk	Cameron, Louisiana	3,620,465	
6/3/2022	Cameron LNG, LLC	Various	2011-162-LNG	Long-Term	Italy	Stena Clear Sky	Cameron, Louisiana	3,462,324	
6/5/2022	Cameron LNG, LLC	Various	2011-162-LNG	Long-Term	Japan	Diamond Gas Orchid	Cameron, Louisiana	3,502,704	

[S] Spot – a one-time transaction for near-term delivery of a specific quantity of LNG at a specific location. Spot cargos could be included in either long-term or short-term authorized types.

[*] Split cargo – a single shipment of LNG where portions of the cargo have different transactional characteristics. For instance, a single cargo can have more than one buyer, supplier, price, unloading port, loading port, or DOE authorization.

[C] Commissioning cargo – pre-commercial cargo loaded while export facility operations are still undergoing final testing and inspection. Commissioning cargos may occur multiple times for the same facility as individual LNG trains enter service.

Countries of destination are current as of publication date. Any updates to countries of destination reported will be published in the next scheduled LNG Monthly.

VESSEL-BORNE EXPORTS OF DOMESTICALLY-PRODUCED LIQUEFIED NATURAL GAS (LNG)

Table 2a(iv)

Date of Departure	Name of Exporter	Supplier	Docket Number	Docket Term	Country of Destination	Name of Tanker	Departure Terminal	Volume (Mcf of Natural Gas)	Notes
6/7/2022	Cameron LNG, LLC	Various	2011-162-LNG	Long-Term	Greece	Qogir	Cameron, Louisiana	3,608,510	
6/9/2022	Cameron LNG, LLC	Mitsui & Co. Energy Marketing	2011-162-LNG	Long-Term	United Kingdom	Maran Gas Posidonia	Cameron, Louisiana	3,326,092	
6/11/2022	Cameron LNG, LLC	Various	2011-162-LNG	Long-Term	India	Seri Balhaf	Cameron, Louisiana	3,215,240	
6/13/2022	Cameron LNG, LLC	Various	2011-162-LNG	Long-Term	Croatia	BW Pavilion Aranda	Cameron, Louisiana	3,173,718	
6/15/2022	Cameron LNG, LLC	Mitsui & Co. Energy Marketing	2011-162-LNG	Long-Term	Japan	Marvel Kite	Cameron, Louisiana	3,569,111	
6/17/2022	Cameron LNG, LLC	Various	2011-162-LNG	Long-Term	Greece	La Seine	Cameron, Louisiana	3,359,211	
6/18/2022	Cameron LNG, LLC	Mitsui & Co. Energy Marketing	2011-162-LNG	Long-Term	Lithuania	BW Tulip	Cameron, Louisiana	3,327,789	
6/21/2022	Cameron LNG, LLC	Various	2011-162-LNG	Long-Term	Japan	Diamond Gas Sakura	Cameron, Louisiana	3,500,206	
6/24/2022	Cameron LNG, LLC	Various	2011-162-LNG	Long-Term	Netherlands	Oak Spirit	Cameron, Louisiana	2,807,828	
6/27/2022	Cameron LNG, LLC	Mitsui & Co. Energy Marketing	2011-162-LNG	Long-Term	China	Marvel Swan	Cameron, Louisiana	3,666,598	
6/28/2022	Cameron LNG, LLC	Various	2011-162-LNG	Long-Term	Taiwan	Meridian Spirit	Cameron, Louisiana	3,386,833	
6/29/2022	Cameron LNG, LLC	Various	2011-162-LNG	Long-Term	Spain	Flex Rainbow	Cameron, Louisiana	3,664,919	
7/2/2022	Cameron LNG, LLC	Mitsui & Co. Energy Marketing	2011-162-LNG	Long-Term	Japan	Orion Star	Cameron, Louisiana	3,650,284	
7/4/2022	Cameron LNG, LLC	Various	2011-162-LNG	Long-Term	Lithuania	Minerva Limnos	Cameron, Louisiana	3,635,842	
7/6/2022	Cameron LNG, LLC	Various	2011-162-LNG	Long-Term	India	Flex Ranger	Cameron, Louisiana	3,170,338	
7/8/2022	Cameron LNG, LLC	Various	2011-162-LNG	Long-Term	Poland	Stena Clear Sky	Cameron, Louisiana	3,533,081	
7/10/2022	Cameron LNG, LLC	Various	2011-162-LNG	Long-Term	Japan	Diamond Gas Rose	Cameron, Louisiana	3,508,763	
7/12/2022	Cameron LNG, LLC	Mitsui & Co. Energy Marketing	2011-145-LNG	Long-Term	South Korea	Marvel Falcon	Cameron, Louisiana	3,589,290	
7/13/2022	Cameron LNG, LLC	Various	2011-162-LNG	Long-Term	France	BW Brussels	Cameron, Louisiana	2,948,600	[*]
7/13/2022	Cameron LNG, LLC	Various	2011-162-LNG	Long-Term	Greece	BW Brussels	Cameron, Louisiana	486,623	[*]
7/16/2022	Cameron LNG, LLC	Various Suppliers	2011-145-LNG	Long-Term	Singapore	Solaris	Cameron, Louisiana	3,292,974	
7/19/2022	Cameron LNG, LLC	Mitsui & Co. Energy Marketing	2011-162-LNG	Long-Term	Japan	Marvel Heron	Cameron, Louisiana	3,776,439	
7/21/2022	Cameron LNG, LLC	Various	2011-162-LNG	Long-Term	Croatia	SK Resolute	Cameron, Louisiana	1,102,418	[*]
7/21/2022	Cameron LNG, LLC	Various	2011-162-LNG	Long-Term	Greece	SK Resolute	Cameron, Louisiana	2,722,007	[*]
7/22/2022	Cameron LNG, LLC	Various	2011-162-LNG	Long-Term	Spain	BW Lilac	Cameron, Louisiana	3,563,238	
7/24/2022	Cameron LNG, LLC	Mitsui & Co. Energy Marketing	2011-145-LNG	Long-Term	South Korea	Marvel Pelican	Cameron, Louisiana	3,325,411	
7/27/2022	Cameron LNG, LLC	Various	2011-162-LNG	Long-Term	United Kingdom	BW Pavilion Aranda	Cameron, Louisiana	3,523,471	
7/28/2022	Cameron LNG, LLC	Various Suppliers	2011-145-LNG	Long-Term	Dominican Republic	La Seine	Cameron, Louisiana	3,333,710	
7/30/2022	Cameron LNG, LLC	Various	2011-162-LNG	Long-Term	Greece	LNG Abalamabie	Cameron, Louisiana	2,936,602	
8/2/2022	Cameron LNG, LLC	Various	2011-162-LNG	Long-Term	Croatia	BW Pavilion Leeara	Cameron, Louisiana	3,072,962	[*]
8/2/2022	Cameron LNG, LLC	Various	2011-162-LNG	Long-Term	Spain	BW Pavilion Leeara	Cameron, Louisiana	356,738	[*]
8/4/2022	Cameron LNG, LLC	Mitsui & Co. Energy Marketing	2011-145-LNG	Long-Term	South Korea	Marvel Crane	Cameron, Louisiana	3,697,637	
8/6/2022	Cameron LNG, LLC	Various	2011-162-LNG	Long-Term	Japan	Diamond Gas Orchid	Cameron, Louisiana	3,506,798	
8/7/2022	Cameron LNG, LLC	Various	2011-162-LNG	Long-Term	France	LNG Abalamabie	Cameron, Louisiana	40,522	[*]
8/7/2022	Cameron LNG, LLC	Various	2011-162-LNG	Long-Term	Greece	LNG Abalamabie	Cameron, Louisiana	744,474	[*]
8/9/2022	Cameron LNG, LLC	Mitsui & Co. Energy Marketing	2011-162-LNG	Long-Term	Lithuania	Maran Gas Posidonia	Cameron, Louisiana	3,433,999	
8/11/2022	Cameron LNG, LLC	Various Suppliers	2011-145-LNG	Long-Term	Dominican Republic	LNG Endeavour	Cameron, Louisiana	3,357,167	
8/13/2022	Cameron LNG, LLC	Various	2011-162-LNG	Long-Term	India	Neo Energy	Cameron, Louisiana	3,175,107	
8/14/2022	Cameron LNG, LLC	Various	2011-162-LNG	Long-Term	Kuwait	Maran Gas Alexandria	Cameron, Louisiana	3,394,397	
8/17/2022	Cameron LNG, LLC	Mitsui & Co. Energy Marketing	2011-162-LNG	Long-Term	United Kingdom	Maran Gas Ithaca	Cameron, Louisiana	3,688,925	
8/19/2022	Cameron LNG, LLC	Various	2011-162-LNG	Long-Term	Japan	Diamond Gas Sakura	Cameron, Louisiana	3,503,234	
8/20/2022	Cameron LNG, LLC	Various	2011-162-LNG	Long-Term	Belgium	Transgas Power	Cameron, Louisiana	3,588,696	
8/23/2022	Cameron LNG, LLC	Mitsui & Co. Energy Marketing	2011-162-LNG	Long-Term	United Kingdom	BW Brussels	Cameron, Louisiana	3,399,946	
8/24/2022	Cameron LNG, LLC	Various	2011-162-LNG	Long-Term	Netherlands	BW Lilac	Cameron, Louisiana	3,696,673	
8/28/2022	Cameron LNG, LLC	Various	2011-162-LNG	Long-Term	Brazil	Seapeak Vancouver	Cameron, Louisiana	3,470,619	

[S] Spot – a one-time transaction for near-term delivery of a specific quantity of LNG at a specific location. Spot cargos could be included in either long-term or short-term authorized types.

[*] Split cargo – a single shipment of LNG where portions of the cargo have different transactional characteristics. For instance, a single cargo can have more than one buyer, supplier, price, unloading port, loading port, or DOE authorization.

[C] Commissioning cargo – pre-commercial cargo loaded while export facility operations are still undergoing final testing and inspection. Commissioning cargos may occur multiple times for the same facility as individual LNG trains enter service.

Countries of destination are current as of publication date. Any updates to countries of destination reported will be published in the next scheduled LNG Monthly.

VESSEL-BORNE EXPORTS OF DOMESTICALLY-PRODUCED LIQUEFIED NATURAL GAS (LNG)

Table 2a(iv)

Date of Departure	Name of Exporter	Supplier	Docket Number	Docket Term	Country of Destination	Name of Tanker	Departure Terminal	Volume (Mcf of Natural Gas)	Notes
8/29/2022	Cameron LNG, LLC	Mitsui & Co. Energy Marketing	2011-162-LNG	Long-Term	China	Marvel Kite	Cameron, Louisiana	3,624,087	
8/31/2022	Cameron LNG, LLC	Various Suppliers	2011-145-LNG	Long-Term	South Korea	Celsius Copenhagen	Cameron, Louisiana	3,703,892	
9/1/2022	Cameron LNG, LLC	Various	2011-162-LNG	Long-Term	United Kingdom	Bahrain Spirit	Cameron, Louisiana	2,054,671	[*]
9/1/2022	Cameron LNG, LLC	Mitsui & Co. Energy Marketing	2011-162-LNG	Long-Term	United Kingdom	Bahrain Spirit	Cameron, Louisiana	32,414	[*]
9/3/2022	Cameron LNG, LLC	Mitsui & Co. Energy Marketing	2011-162-LNG	Long-Term	Kuwait	Orion Star	Cameron, Louisiana	3,665,659	
9/5/2022	Cameron LNG, LLC	Various	2011-162-LNG	Long-Term	France	Stena Clear Sky	Cameron, Louisiana	2,764,527	[*]
9/5/2022	Cameron LNG, LLC	Various	2011-162-LNG	Long-Term	France	Stena Clear Sky	Cameron, Louisiana	428,293	[*]
9/5/2022	Cameron LNG, LLC	Mitsui & Co. Energy Marketing	2011-162-LNG	Long-Term	France	Stena Clear Sky	Cameron, Louisiana	302,467	[*]
9/7/2022	Cameron LNG, LLC	Various	2011-162-LNG	Long-Term	France	Diamond Gas Rose	Cameron, Louisiana	3,506,671	
9/9/2022	Cameron LNG, LLC	Mitsui & Co. Energy Marketing	2011-162-LNG	Long-Term	Portugal	Golar Bear	Cameron, Louisiana	2,247,184	
9/10/2022	Cameron LNG, LLC	Various	2011-162-LNG	Long-Term	United Kingdom	Gaslog Hong Kong	Cameron, Louisiana	3,262,816	
9/12/2022	Cameron LNG, LLC	Mitsui & Co. Energy Marketing	2011-162-LNG	Long-Term	Japan	Marvel Falcon	Cameron, Louisiana	3,655,985	
9/14/2022	Cameron LNG, LLC	Various	2011-162-LNG	Long-Term	India	Energy Pacific	Cameron, Louisiana	3,593,159	
9/16/2022	Cameron LNG, LLC	Various	2011-162-LNG	Long-Term	Belgium	BW Tulip	Cameron, Louisiana	3,691,617	
9/18/2022	Cameron LNG, LLC	Mitsui & Co. Energy Marketing	2011-145-LNG	Long-Term	South Korea	Marvel Heron	Cameron, Louisiana	2,794,373	
9/20/2022	Cameron LNG, LLC	Various	2011-162-LNG	Long-Term	France	Gaslog Wales	Cameron, Louisiana	3,645,889	
9/22/2022	Cameron LNG, LLC	Various	2011-162-LNG	Long-Term	China	LNG Endurance	Cameron, Louisiana	3,028,898	[*]
9/22/2022	Cameron LNG, LLC	Various	2011-162-LNG	Long-Term	Indonesia	LNG Endurance	Cameron, Louisiana	326,111	[*]
9/24/2022	Cameron LNG, LLC	Mitsui & Co. Energy Marketing	2011-162-LNG	Long-Term	Belgium	BW Brussels	Cameron, Louisiana	1,877,878	[*]
9/24/2022	Cameron LNG, LLC	Mitsui & Co. Energy Marketing	2011-162-LNG	Long-Term	United Kingdom	BW Brussels	Cameron, Louisiana	1,556,833	[*]
9/26/2022	Cameron LNG, LLC	Various	2011-162-LNG	Long-Term	Spain	BW Lilac	Cameron, Louisiana	3,693,902	
9/28/2022	Cameron LNG, LLC	Various	2011-162-LNG	Long-Term	Indonesia	La Seine	Cameron, Louisiana	182,784	[*]
9/28/2022	Cameron LNG, LLC	Various	2011-162-LNG	Long-Term	Taiwan	La Seine	Cameron, Louisiana	3,072,846	[*]
9/30/2022	Cameron LNG, LLC	Mitsui & Co. Energy Marketing	2011-162-LNG	Long-Term	Poland	Marvel Swan	Cameron, Louisiana	3,244,474	
TOTAL Exports of LNG from Cameron								483,471,502	

[S] Spot – a one-time transaction for near-term delivery of a specific quantity of LNG at a specific location. Spot cargos could be included in either long-term or short-term authorized types.

[*] Split cargo – a single shipment of LNG where portions of the cargo have different transactional characteristics. For instance, a single cargo can have more than one buyer, supplier, price, unloading port, loading port, or DOE authorization.

[C] Commissioning cargo – pre-commercial cargo loaded while export facility operations are still undergoing final testing and inspection. Commissioning cargos may occur multiple times for the same facility as individual LNG trains enter service.

Countries of destination are current as of publication date. Any updates to countries of destination reported will be published in the next scheduled LNG Monthly.

VESSEL-BORNE EXPORTS OF DOMESTICALLY-PRODUCED LIQUEFIED NATURAL GAS (LNG)

Table 2a(v)

Date of Departure	Name of Exporter	Supplier	Docket Number	Docket Term	Country of Destination	Name of Tanker	Departure Terminal	Volume (Mcf of Natural Gas)	Notes
1/1/2022	Freeport LNG Expansion, L.P.	Freeport LNG Expansion, L.P. and FLNG Liquefaction, LLC	2010-161-LNG	Long-Term	Netherlands	British Listener	Freeport, Texas	3,713,634	
1/4/2022	Freeport LNG Expansion, L.P.	Freeport LNG Expansion, L.P. and FLNG Liquefaction, LLC	2010-161-LNG	Long-Term	Croatia	Sean Spirit	Freeport, Texas	2,941,245	[†]
1/4/2022	Freeport LNG Expansion, L.P.	Freeport LNG Expansion, L.P. and FLNG Liquefaction, LLC	2010-161-LNG	Long-Term	Greece	Sean Spirit	Freeport, Texas	760,435	[†]
1/5/2022	Freeport LNG Expansion, L.P.	Freeport LNG Expansion, L.P. and FLNG Liquefaction, LLC	2010-161-LNG	Long-Term	United Kingdom	Creole Spirit	Freeport, Texas	3,509,366	
1/7/2022	Freeport LNG Expansion, L.P.	Freeport LNG Expansion, L.P. and FLNG Liquefaction, LLC	2010-161-LNG	Long-Term	France	LNG Endurance	Freeport, Texas	3,710,807	
1/8/2022	Freeport LNG Expansion, L.P.	Freeport LNG Expansion, L.P. and FLNG Liquefaction, LLC	2010-161-LNG	Long-Term	Turkey	British Mentor	Freeport, Texas	3,509,146	
1/10/2022	Freeport LNG Expansion, L.P.	Freeport LNG Expansion, L.P. and FLNG Liquefaction, LLC	2010-161-LNG	Long-Term	United Kingdom	Kmarin Emerald	Freeport, Texas	3,284,091	
1/12/2022	Freeport LNG Expansion, L.P.	Freeport LNG Expansion, L.P. and FLNG Liquefaction, LLC	2010-161-LNG	Long-Term	France	Arwa Spirit	Freeport, Texas	3,333,999	
1/13/2022	Freeport LNG Expansion, L.P.	Freeport LNG Expansion, L.P. and FLNG Liquefaction, LLC	2010-161-LNG	Long-Term	Turkey	Flex Ranger	Freeport, Texas	3,692,224	
1/14/2022	Freeport LNG Expansion, L.P.	Freeport LNG Expansion, L.P. and FLNG Liquefaction, LLC	2010-160-LNG	Long-Term	South Korea	Prism Agility	Freeport, Texas	3,749,100	
1/18/2022	Freeport LNG Expansion, L.P.	Freeport LNG Expansion, L.P. and FLNG Liquefaction, LLC	2010-161-LNG	Long-Term	Japan	Bushu Maru	Freeport, Texas	3,686,222	
1/20/2022	Freeport LNG Expansion, L.P.	Freeport LNG Expansion, L.P. and FLNG Liquefaction, LLC	2010-161-LNG	Long-Term	Brazil	British Partner	Freeport, Texas	3,560,493	
1/21/2022	Freeport LNG Expansion, L.P.	Freeport LNG Expansion, L.P. and FLNG Liquefaction, LLC	2010-161-LNG	Long-Term	France	Enshu Maru	Freeport, Texas	3,561,310	
1/22/2022	Freeport LNG Expansion, L.P.	Freeport LNG Expansion, L.P. and FLNG Liquefaction, LLC	2010-161-LNG	Long-Term	Brazil	Oak Spirit	Freeport, Texas	3,550,623	
1/23/2022	Freeport LNG Expansion, L.P.	Freeport LNG Expansion, L.P. and FLNG Liquefaction, LLC	2010-161-LNG	Long-Term	United Kingdom	Maran Gas Amorgos	Freeport, Texas	3,529,695	
1/25/2022	Freeport LNG Expansion, L.P.	Freeport LNG Expansion, L.P. and FLNG Liquefaction, LLC	2010-161-LNG	Long-Term	Turkey	Adam LNG	Freeport, Texas	3,333,828	[§]
1/28/2022	Freeport LNG Expansion, L.P.	Freeport LNG Expansion, L.P. and FLNG Liquefaction, LLC	2010-160-LNG	Long-Term	Chile	Gaslog Shanghai	Freeport, Texas	3,162,052	
1/29/2022	Freeport LNG Expansion, L.P.	Freeport LNG Expansion, L.P. and FLNG Liquefaction, LLC	2010-161-LNG	Long-Term	Poland	Global Sea Spirit	Freeport, Texas	3,695,389	
1/30/2022	Freeport LNG Expansion, L.P.	Freeport LNG Expansion, L.P. and FLNG Liquefaction, LLC	2010-161-LNG	Long-Term	France	Nohshu Maru	Freeport, Texas	3,656,355	
2/1/2022	Freeport LNG Expansion, L.P.	Freeport LNG Expansion, L.P. and FLNG Liquefaction, LLC	2010-161-LNG	Long-Term	Turkey	Aristidis I	Freeport, Texas	3,703,412	
2/3/2022	Freeport LNG Expansion, L.P.	Freeport LNG Expansion, L.P. and FLNG Liquefaction, LLC	2010-161-LNG	Long-Term	Italy	Cool Runner	Freeport, Texas	3,391,124	
2/6/2022	Freeport LNG Expansion, L.P.	Freeport LNG Expansion, L.P. and FLNG Liquefaction, LLC	2010-160-LNG	Long-Term	South Korea	Creole Spirit	Freeport, Texas	3,434,976	
2/7/2022	Freeport LNG Expansion, L.P.	Freeport LNG Expansion, L.P. and FLNG Liquefaction, LLC	2010-161-LNG	Long-Term	Turkey	Flex Resolute	Freeport, Texas	3,691,849	
2/9/2022	Freeport LNG Expansion, L.P.	Freeport LNG Expansion, L.P. and FLNG Liquefaction, LLC	2010-160-LNG	Long-Term	South Korea	Palu LNG	Freeport, Texas	3,398,193	
2/10/2022	Freeport LNG Expansion, L.P.	Freeport LNG Expansion, L.P. and FLNG Liquefaction, LLC	2010-161-LNG	Long-Term	Turkey	British Listener	Freeport, Texas	3,694,930	
2/12/2022	Freeport LNG Expansion, L.P.	Freeport LNG Expansion, L.P. and FLNG Liquefaction, LLC	2010-161-LNG	Long-Term	Turkey	Elisa Larus	Freeport, Texas	3,579,794	
2/14/2022	Freeport LNG Expansion, L.P.	Freeport LNG Expansion, L.P. and FLNG Liquefaction, LLC	2010-161-LNG	Long-Term	Netherlands	Corcovado LNG	Freeport, Texas	3,405,272	
2/14/2022	Freeport LNG Expansion, L.P.	Freeport LNG Expansion, L.P. and FLNG Liquefaction, LLC	2010-161-LNG	Long-Term	Spain	Meridian Spirit	Freeport, Texas	3,394,772	
2/15/2022	Freeport LNG Expansion, L.P.	Freeport LNG Expansion, L.P. and FLNG Liquefaction, LLC	2010-160-LNG	Long-Term	South Korea	Kinisis	Freeport, Texas	3,586,535	
2/17/2022	Freeport LNG Expansion, L.P.	Freeport LNG Expansion, L.P. and FLNG Liquefaction, LLC	2010-160-LNG	Long-Term	South Korea	Attalos	Freeport, Texas	2,988,072	

[§] Spot – a one-time transaction for near-term delivery of a specific quantity of LNG at a specific location. Spot cargos could be included in either long-term or short-term authorized types.

[†] Split cargo – a single shipment of LNG where portions of the cargo have different transactional characteristics. For instance, a single cargo can have more than one buyer, supplier, price, unloading port, loading port, or DOE authorization.

[C] Commissioning cargo – pre-commercial cargo loaded while export facility operations are still undergoing final testing and inspection. Commissioning cargos may occur multiple times for the same facility as individual LNG trains enter service.

Countries of destination are current as of publication date. Any updates to countries of destination reported will be published in the next scheduled LNG Monthly.

VESSEL-BORNE EXPORTS OF DOMESTICALLY-PRODUCED LIQUEFIED NATURAL GAS (LNG)

Table 2a(v)

Date of Departure	Name of Exporter	Supplier	Docket Number	Docket Term	Country of Destination	Name of Tanker	Departure Terminal	Volume (Mcf of Natural Gas)	Notes
2/19/2022	Freeport LNG Expansion, L.P.	Freeport LNG Expansion, L.P. and FLNG Liquefaction, LLC	2010-161-LNG	Long-Term	United Kingdom	Prism Courage	Freeport, Texas	3,714,168	
2/21/2022	Freeport LNG Expansion, L.P.	Freeport LNG Expansion, L.P. and FLNG Liquefaction, LLC	2010-161-LNG	Long-Term	France	Gaslog Wellington	Freeport, Texas	3,674,624	
2/25/2022	Freeport LNG Expansion, L.P.	Freeport LNG Expansion, L.P. and FLNG Liquefaction, LLC	2010-161-LNG	Long-Term	Japan	HongKong Energy	Freeport, Texas	2,993,676	
2/27/2022	Freeport LNG Expansion, L.P.	Freeport LNG Expansion, L.P. and FLNG Liquefaction, LLC	2010-161-LNG	Long-Term	Netherlands	LNG Schneeweisschen	Freeport, Texas	3,832,935	
3/1/2022	Freeport LNG Expansion, L.P.	Freeport LNG Expansion, L.P. and FLNG Liquefaction, LLC	2010-161-LNG	Long-Term	France	Diamond Gas Metropolis	Freeport, Texas	3,683,453	
3/3/2022	Freeport LNG Expansion, L.P.	Freeport LNG Expansion, L.P. and FLNG Liquefaction, LLC	2010-161-LNG	Long-Term	United Kingdom	Golar Snow	Freeport, Texas	3,435,900	[S]
3/4/2022	Freeport LNG Expansion, L.P.	Freeport LNG Expansion, L.P. and FLNG Liquefaction, LLC	2010-160-LNG	Long-Term	South Korea	Gaslog Sydney	Freeport, Texas	3,318,434	
3/6/2022	Freeport LNG Expansion, L.P.	Freeport LNG Expansion, L.P. and FLNG Liquefaction, LLC	2010-161-LNG	Long-Term	Turkey	Celsius Copenhagen	Freeport, Texas	2,650,242	
3/8/2022	Freeport LNG Expansion, L.P.	Freeport LNG Expansion, L.P. and FLNG Liquefaction, LLC	2010-161-LNG	Long-Term	Greece	Shinshu Maru	Freeport, Texas	830,979	[*]
3/8/2022	Freeport LNG Expansion, L.P.	Freeport LNG Expansion, L.P. and FLNG Liquefaction, LLC	2010-161-LNG	Long-Term	Turkey	Shinshu Maru	Freeport, Texas	2,762,922	[*]
3/9/2022	Freeport LNG Expansion, L.P.	Freeport LNG Expansion, L.P. and FLNG Liquefaction, LLC	2010-161-LNG	Long-Term	Lithuania	Cool Runner	Freeport, Texas	3,426,893	
3/11/2022	Freeport LNG Expansion, L.P.	Freeport LNG Expansion, L.P. and FLNG Liquefaction, LLC	2010-161-LNG	Long-Term	Netherlands	Golar Celsius	Freeport, Texas	3,013,962	
3/12/2022	Freeport LNG Expansion, L.P.	Freeport LNG Expansion, L.P. and FLNG Liquefaction, LLC	2010-161-LNG	Long-Term	France	Tenergy	Freeport, Texas	3,328,663	
3/13/2022	Freeport LNG Expansion, L.P.	Freeport LNG Expansion, L.P. and FLNG Liquefaction, LLC	2010-161-LNG	Long-Term	Turkey	Aristidis I	Freeport, Texas	2,596,232	
3/16/2022	Freeport LNG Expansion, L.P.	Freeport LNG Expansion, L.P. and FLNG Liquefaction, LLC	2010-161-LNG	Long-Term	Netherlands	Minerva Limnos	Freeport, Texas	3,690,750	
3/18/2022	Freeport LNG Expansion, L.P.	Freeport LNG Expansion, L.P. and FLNG Liquefaction, LLC	2010-161-LNG	Long-Term	France	Maran Gas Andros	Freeport, Texas	3,676,291	
3/19/2022	Freeport LNG Expansion, L.P.	Freeport LNG Expansion, L.P. and FLNG Liquefaction, LLC	2010-161-LNG	Long-Term	Croatia	Corcovado LNG	Freeport, Texas	3,357,766	
3/20/2022	Freeport LNG Expansion, L.P.	Freeport LNG Expansion, L.P. and FLNG Liquefaction, LLC	2010-161-LNG	Long-Term	United Kingdom	Prism Brilliance	Freeport, Texas	3,812,974	
3/21/2022	Freeport LNG Expansion, L.P.	Freeport LNG Expansion, L.P. and FLNG Liquefaction, LLC	2010-161-LNG	Long-Term	Belgium	British Listener	Freeport, Texas	3,586,787	
3/24/2022	Freeport LNG Expansion, L.P.	Freeport LNG Expansion, L.P. and FLNG Liquefaction, LLC	2010-161-LNG	Long-Term	Brazil	Gaslog Salem	Freeport, Texas	2,235,507	
3/26/2022	Freeport LNG Expansion, L.P.	Freeport LNG Expansion, L.P. and FLNG Liquefaction, LLC	2010-161-LNG	Long-Term	France	Flex Rainbow	Freeport, Texas	3,641,533	[S]
3/27/2022	Freeport LNG Expansion, L.P.	Freeport LNG Expansion, L.P. and FLNG Liquefaction, LLC	2010-160-LNG	Long-Term	South Korea	Gaslog Shanghai	Freeport, Texas	1,653,118	[S]
3/29/2022	Freeport LNG Expansion, L.P.	Freeport LNG Expansion, L.P. and FLNG Liquefaction, LLC	2010-161-LNG	Long-Term	United Kingdom	Transgas Force	Freeport, Texas	3,657,072	
3/30/2022	Freeport LNG Expansion, L.P.	Freeport LNG Expansion, L.P. and FLNG Liquefaction, LLC	2010-161-LNG	Long-Term	China	Prism Agility	Freeport, Texas	3,817,892	
3/31/2022	Freeport LNG Expansion, L.P.	Freeport LNG Expansion, L.P. and FLNG Liquefaction, LLC	2010-161-LNG	Long-Term	Spain	British Contributor	Freeport, Texas	2,316,022	
4/2/2022	Freeport LNG Expansion, L.P.	Freeport LNG Expansion, L.P. and FLNG Liquefaction, LLC	2010-161-LNG	Long-Term	Netherlands	LNG Schneeweisschen	Freeport, Texas	3,838,762	
4/3/2022	Freeport LNG Expansion, L.P.	Freeport LNG Expansion, L.P. and FLNG Liquefaction, LLC	2010-161-LNG	Long-Term	Italy	Flex Aurora	Freeport, Texas	2,923,520	
4/5/2022	Freeport LNG Expansion, L.P.	Freeport LNG Expansion, L.P. and FLNG Liquefaction, LLC	2010-161-LNG	Long-Term	Netherlands	British Achiever	Freeport, Texas	3,474,060	
4/8/2022	Freeport LNG Expansion, L.P.	Freeport LNG Expansion, L.P. and FLNG Liquefaction, LLC	2010-161-LNG	Long-Term	France	Yiannis	Freeport, Texas	3,090,918	
4/10/2022	Freeport LNG Expansion, L.P.	Freeport LNG Expansion, L.P. and FLNG Liquefaction, LLC	2010-161-LNG	Long-Term	Netherlands	LNG Rosenrot	Freeport, Texas	3,207,035	
4/12/2022	Freeport LNG Expansion, L.P.	Freeport LNG Expansion, L.P. and FLNG Liquefaction, LLC	2010-161-LNG	Long-Term	France	Qogir	Freeport, Texas	2,689,142	

[S] Spot – a one-time transaction for near-term delivery of a specific quantity of LNG at a specific location. Spot cargos could be included in either long-term or short-term authorized types.

[*] Split cargo – a single shipment of LNG where portions of the cargo have different transaction characteristics. For instance, a single cargo can have more than one buyer, supplier, price, unloading port, loading port, or DOE authorization.

[C] Commissioning cargo – pre-commercial cargo loaded while export facility operations are still undergoing final testing and inspection. Commissioning cargos may occur multiple times for the same facility as individual LNG trains enter service.

Countries of destination are current as of publication date. Any updates to countries of destination reported will be published in the next scheduled LNG Monthly.

VESSEL-BORNE EXPORTS OF DOMESTICALLY-PRODUCED LIQUEFIED NATURAL GAS (LNG)

Table 2a(v)

Date of Departure	Name of Exporter	Supplier	Docket Number	Docket Term	Country of Destination	Name of Tanker	Departure Terminal	Volume (Mcf of Natural Gas)	Notes
4/14/2022	Freeport LNG Expansion, L.P.	Freeport LNG Expansion, L.P. and FLNG Liquefaction, LLC	2010-161-LNG	Long-Term	Poland	BW Magnolia	Freeport, Texas	3,660,907	
4/16/2022	Freeport LNG Expansion, L.P.	Freeport LNG Expansion, L.P. and FLNG Liquefaction, LLC	2010-161-LNG	Long-Term	France	Creole Spirit	Freeport, Texas	3,426,693	[S],[C]
4/20/2022	Freeport LNG Expansion, L.P.	Freeport LNG Expansion, L.P. and FLNG Liquefaction, LLC	2010-160-LNG	Long-Term	South Korea	Diamond Gas Metropolis	Freeport, Texas	3,144,646	
4/22/2022	Freeport LNG Expansion, L.P.	Freeport LNG Expansion, L.P. and FLNG Liquefaction, LLC	2010-161-LNG	Long-Term	Lithuania	Aristidis I	Freeport, Texas	3,300,728	
4/24/2022	Freeport LNG Expansion, L.P.	Freeport LNG Expansion, L.P. and FLNG Liquefaction, LLC	2010-161-LNG	Long-Term	Japan	Maran Gas Andros	Freeport, Texas	2,558,691	
4/25/2022	Freeport LNG Expansion, L.P.	Freeport LNG Expansion, L.P. and FLNG Liquefaction, LLC	2010-160-LNG	Long-Term	Panama	Point Fortin	Freeport, Texas	776,887	
4/26/2022	Freeport LNG Expansion, L.P.	Freeport LNG Expansion, L.P. and FLNG Liquefaction, LLC	2010-161-LNG	Long-Term	France	Cool Runner	Freeport, Texas	1,070,502	
4/27/2022	Freeport LNG Expansion, L.P.	Freeport LNG Expansion, L.P. and FLNG Liquefaction, LLC	2010-161-LNG	Long-Term	France	Golar Crystal	Freeport, Texas	1,107,136	
4/29/2022	Freeport LNG Expansion, L.P.	Freeport LNG Expansion, L.P. and FLNG Liquefaction, LLC	2010-161-LNG	Long-Term	Spain	British Contributor	Freeport, Texas	1,015,564	
5/2/2022	Freeport LNG Expansion, L.P.	Freeport LNG Expansion, L.P. and FLNG Liquefaction, LLC	2010-160-LNG	Long-Term	South Korea	Prism Courage	Freeport, Texas	3,616,673	
5/3/2022	Freeport LNG Expansion, L.P.	Freeport LNG Expansion, L.P. and FLNG Liquefaction, LLC	2010-161-LNG	Long-Term	Spain	Corcovado LNG	Freeport, Texas	3,358,722	
5/6/2022	Freeport LNG Expansion, L.P.	Freeport LNG Expansion, L.P. and FLNG Liquefaction, LLC	2010-161-LNG	Long-Term	France	Elisa Larus	Freeport, Texas	3,682,036	
5/7/2022	Freeport LNG Expansion, L.P.	Freeport LNG Expansion, L.P. and FLNG Liquefaction, LLC	2010-161-LNG	Long-Term	Greece	BW Lesmes	Freeport, Texas	3,119,628	
5/9/2022	Freeport LNG Expansion, L.P.	Freeport LNG Expansion, L.P. and FLNG Liquefaction, LLC	2010-161-LNG	Long-Term	Argentina	Hellas Diana	Freeport, Texas	3,300,987	[*]
5/9/2022	Freeport LNG Expansion, L.P.	Freeport LNG Expansion, L.P. and FLNG Liquefaction, LLC	2010-161-LNG	Long-Term	Brazil	Hellas Diana	Freeport, Texas	207,603	[*]
5/10/2022	Freeport LNG Expansion, L.P.	Freeport LNG Expansion, L.P. and FLNG Liquefaction, LLC	2010-161-LNG	Long-Term	Italy	Orion Star	Freeport, Texas	3,699,428	
5/11/2022	Freeport LNG Expansion, L.P.	Freeport LNG Expansion, L.P. and FLNG Liquefaction, LLC	2010-161-LNG	Long-Term	Netherlands	Qogir	Freeport, Texas	3,723,405	
5/13/2022	Freeport LNG Expansion, L.P.	Freeport LNG Expansion, L.P. and FLNG Liquefaction, LLC	2010-161-LNG	Long-Term	Brazil	LNG Schneeweissen	Freeport, Texas	3,848,180	
5/16/2022	Freeport LNG Expansion, L.P.	Freeport LNG Expansion, L.P. and FLNG Liquefaction, LLC	2010-161-LNG	Long-Term	Spain	British Contributor	Freeport, Texas	2,718,435	
5/17/2022	Freeport LNG Expansion, L.P.	Freeport LNG Expansion, L.P. and FLNG Liquefaction, LLC	2010-161-LNG	Long-Term	Japan	Shohsu Maru	Freeport, Texas	3,680,614	
5/19/2022	Freeport LNG Expansion, L.P.	Freeport LNG Expansion, L.P. and FLNG Liquefaction, LLC	2010-161-LNG	Long-Term	France	BW Tulip	Freeport, Texas	3,651,018	
5/20/2022	Freeport LNG Expansion, L.P.	Freeport LNG Expansion, L.P. and FLNG Liquefaction, LLC	2010-160-LNG	Long-Term	South Korea	Prism Brilliance	Freeport, Texas	3,419,686	
5/22/2022	Freeport LNG Expansion, L.P.	Freeport LNG Expansion, L.P. and FLNG Liquefaction, LLC	2010-161-LNG	Long-Term	Spain	BW Magnolia	Freeport, Texas	3,645,685	
5/23/2022	Freeport LNG Expansion, L.P.	Freeport LNG Expansion, L.P. and FLNG Liquefaction, LLC	2010-161-LNG	Long-Term	Argentina	Creole Spirit	Freeport, Texas	3,333,792	[*],[S]
5/23/2022	Freeport LNG Expansion, L.P.	Freeport LNG Expansion, L.P. and FLNG Liquefaction, LLC	2010-161-LNG	Long-Term	Brazil	Creole Spirit	Freeport, Texas	206,271	[*],[S]
5/25/2022	Freeport LNG Expansion, L.P.	Freeport LNG Expansion, L.P. and FLNG Liquefaction, LLC	2010-161-LNG	Long-Term	Argentina	Cubal	Freeport, Texas	2,090,464	[*]
5/25/2022	Freeport LNG Expansion, L.P.	Freeport LNG Expansion, L.P. and FLNG Liquefaction, LLC	2010-161-LNG	Long-Term	Brazil	Cubal	Freeport, Texas	1,267,713	[*]
5/27/2022	Freeport LNG Expansion, L.P.	Freeport LNG Expansion, L.P. and FLNG Liquefaction, LLC	2010-161-LNG	Long-Term	Netherlands	British Listener	Freeport, Texas	3,648,919	
5/29/2022	Freeport LNG Expansion, L.P.	Freeport LNG Expansion, L.P. and FLNG Liquefaction, LLC	2010-161-LNG	Long-Term	Lithuania	Transgas Power	Freeport, Texas	3,722,010	
5/30/2022	Freeport LNG Expansion, L.P.	Freeport LNG Expansion, L.P. and FLNG Liquefaction, LLC	2010-161-LNG	Long-Term	Argentina	Flex Constellation	Freeport, Texas	2,135,982	[*]

[S] Spot – a one-time transaction for near-term delivery of a specific quantity of LNG at a specific location. Spot cargos could be included in either long-term or short-term authorized types.

[*] Split cargo – a single shipment of LNG where portions of the cargo have different transactional characteristics. For instance, a single cargo can have more than one buyer, supplier, price, unloading port, loading port, or DOE authorization.

[C] Commissioning cargo – pre-commercial cargo loaded while export facility operations are still undergoing final testing and inspection. Commissioning cargos may occur multiple times for the same facility as individual LNG trains enter service.

Countries of destination are current as of publication date. Any updates to countries of destination reported will be published in the next scheduled LNG Monthly.

VESSEL-BORNE EXPORTS OF DOMESTICALLY-PRODUCED LIQUEFIED NATURAL GAS (LNG)

Table 2a(v)

Date of Departure	Name of Exporter	Supplier	Docket Number	Docket Term	Country of Destination	Name of Tanker	Departure Terminal	Volume (Mcf of Natural Gas)	Notes
5/30/2022	Freeport LNG Expansion, L.P.	Freeport LNG Expansion, L.P. and FLNG Liquefaction, LLC	2010-161-LNG	Long-Term	Brazil	Flex Constellation	Freeport, Texas	1,404,252	[*]
6/1/2022	Freeport LNG Expansion, L.P.	Freeport LNG Expansion, L.P. and FLNG Liquefaction, LLC	2010-161-LNG	Long-Term	France	Nohshu Maru	Freeport, Texas	3,676,786	
6/3/2022	Freeport LNG Expansion, L.P.	Freeport LNG Expansion, L.P. and FLNG Liquefaction, LLC	2010-161-LNG	Long-Term	Thailand	BW Pavilion Aranthera	Freeport, Texas	3,539,457	
6/4/2022	Freeport LNG Expansion, L.P.	Freeport LNG Expansion, L.P. and FLNG Liquefaction, LLC	2010-160-LNG	Long-Term	South Korea	Prism Agility	Freeport, Texas	3,489,160	
6/6/2022	Freeport LNG Expansion, L.P.	Freeport LNG Expansion, L.P. and FLNG Liquefaction, LLC	2010-160-LNG	Long-Term	Mexico	British Sapphire	Freeport, Texas	3,292,316	
6/7/2022	Freeport LNG Expansion, L.P.	Freeport LNG Expansion, L.P. and FLNG Liquefaction, LLC	2010-161-LNG	Long-Term	Belgium	Corcovado LNG	Freeport, Texas	3,325,489	
TOTAL Exports of LNG from Freeport								301,007,640	

[S] **Spot** – a one-time transaction for near-term delivery of a specific quantity of LNG at a specific location. Spot cargos could be included in either long-term or short-term authorized types.

[*] **Split cargo** – a single shipment of LNG where portions of the cargo have different transactional characteristics. For instance, a single cargo can have more than one buyer, supplier, price, unloading port, loading port, or DOE authorization.

[C] **Commissioning cargo** – pre-commercial cargo loaded while export facility operations are still undergoing final testing and inspection. Commissioning cargos may occur multiple times for the same facility as individual LNG trains enter service.

Countries of destination are current as of publication date. Any updates to countries of destination reported will be published in the next scheduled LNG Monthly.

VESSEL-BORNE EXPORTS OF DOMESTICALLY-PRODUCED LIQUEFIED NATURAL GAS (LNG)

Table 2a(vi)

Date of Departure	Name of Exporter	Supplier	Docket Number	Docket Term	Country of Destination	Name of Tanker	Departure Terminal	Volume (Mcf of Natural Gas)	Notes
1/7/2022	Southern LNG Company, L.L.C.	Shell NA LNG LLC	2012-54-LNG	Long-Term	Colombia	Bilbao Knutsen	Elba Island, Georgia	485,631	
1/20/2022	Southern LNG Company, L.L.C.	Shell NA LNG LLC	2012-100-LNG	Long-Term	Croatia	Gaslog Gladstone	Elba Island, Georgia	2,828,364	
1/23/2022	Southern LNG Company, L.L.C.	Shell NA LNG LLC	2012-100-LNG	Long-Term	France	Bilbao Knutsen	Elba Island, Georgia	2,961,212	
2/5/2022	Southern LNG Company, L.L.C.	Shell NA LNG LLC	2012-100-LNG	Long-Term	Brazil	Gaslog Gibraltar	Elba Island, Georgia	3,692,485	
2/8/2022	Southern LNG Company, L.L.C.	Shell NA LNG LLC	2012-100-LNG	Long-Term	Malta	Methane Princess	Elba Island, Georgia	2,345,260	
2/13/2022	Southern LNG Company, L.L.C.	Shell NA LNG LLC	2012-100-LNG	Long-Term	Turkey	LNGSHIPS Manhattan	Elba Island, Georgia	3,588,842	
3/1/2022	Southern LNG Company, L.L.C.	Shell NA LNG LLC	2012-54-LNG	Long-Term	Singapore	Solaris	Elba Island, Georgia	2,900,472	
3/19/2022	Southern LNG Company, L.L.C.	Shell NA LNG LLC	2012-100-LNG	Long-Term	Spain	Gaslog Windsor	Elba Island, Georgia	3,491,245	
3/24/2022	Southern LNG Company, L.L.C.	Shell NA LNG LLC	2012-100-LNG	Long-Term	Lithuania	Hispania Spirit	Elba Island, Georgia	2,272,874	
4/1/2022	Southern LNG Company, L.L.C.	Shell NA LNG LLC	2012-100-LNG	Long-Term	Lithuania	Traiano Knutsen	Elba Island, Georgia	3,555,709	
4/18/2022	Southern LNG Company, L.L.C.	Shell NA LNG LLC	2012-100-LNG	Long-Term	France	Magdala	Elba Island, Georgia	3,693,983	
4/30/2022	Southern LNG Company, L.L.C.	Shell NA LNG LLC	2012-100-LNG	Long-Term	Spain	BW Pavilion Aranda	Elba Island, Georgia	3,538,321	
5/2/2022	Southern LNG Company, L.L.C.	Shell NA LNG LLC	2012-100-LNG	Long-Term	Netherlands	Golar Seal	Elba Island, Georgia	3,290,442	
5/30/2022	Southern LNG Company, L.L.C.	Shell NA LNG LLC	2012-100-LNG	Long-Term	France	Flex Rainbow	Elba Island, Georgia	3,656,141	
6/10/2022	Southern LNG Company, L.L.C.	Shell NA LNG LLC	2012-100-LNG	Long-Term	Spain	Malanje	Elba Island, Georgia	3,427,232	
6/17/2022	Southern LNG Company, L.L.C.	Shell NA LNG LLC	2012-100-LNG	Long-Term	Netherlands	Maran Gas Pericles	Elba Island, Georgia	3,562,432	
6/25/2022	Southern LNG Company, L.L.C.	Shell NA LNG LLC	2012-100-LNG	Long-Term	France	BW Lilac	Elba Island, Georgia	3,698,594	
7/13/2022	Southern LNG Company, L.L.C.	Shell NA LNG LLC	2012-100-LNG	Long-Term	Netherlands	Gaslog Gladstone	Elba Island, Georgia	3,614,525	
7/24/2022	Southern LNG Company, L.L.C.	Shell NA LNG LLC	2012-100-LNG	Long-Term	France	Sestao Knutsen	Elba Island, Georgia	2,948,692	
7/28/2022	Southern LNG Company, L.L.C.	Shell NA LNG LLC	2012-100-LNG	Long-Term	Kuwait	Seapack Hispania	Elba Island, Georgia	2,536,514	
8/10/2022	Southern LNG Company, L.L.C.	Shell NA LNG LLC	2012-100-LNG	Long-Term	Italy	Maran Gas Achilles	Elba Island, Georgia	2,012,370	
8/19/2022	Southern LNG Company, L.L.C.	Shell NA LNG LLC	2012-100-LNG	Long-Term	Italy	Kool Baltic	Elba Island, Georgia	3,623,431	
8/31/2022	Southern LNG Company, L.L.C.	Shell NA LNG LLC	2012-100-LNG	Long-Term	Netherlands	Methane Becki Anne	Elba Island, Georgia	3,570,962	
9/10/2022	Southern LNG Company, L.L.C.	Shell NA LNG LLC	2012-100-LNG	Long-Term	Italy	Maran Gas Achilles	Elba Island, Georgia	1,175,598	
9/15/2022	Southern LNG Company, L.L.C.	Shell NA LNG LLC	2012-100-LNG	Long-Term	Netherlands	Seapeak Hispania	Elba Island, Georgia	2,860,218	
9/19/2022	Southern LNG Company, L.L.C.	Shell NA LNG LLC	2012-100-LNG	Long-Term	United Kingdom	Methane Mickie Harper	Elba Island, Georgia	2,055,350	
9/25/2022	Southern LNG Company, L.L.C.	Shell NA LNG LLC	2012-100-LNG	Long-Term	Netherlands	Murex	Elba Island, Georgia	3,650,053	
TOTAL Exports of LNG from Elba Island								81,036,952	

[S] Spot – a one-time transaction for near-term delivery of a specific quantity of LNG at a specific location. Spot cargos could be included in either long-term or short-term authorized types.

[*] Split cargo – a single shipment of LNG where portions of the cargo have different transactional characteristics. For instance, a single cargo can have more than one buyer, supplier, price, unloading port, loading port, or DOE authorization.

[C] Commissioning cargo – pre-commercial cargo loaded while export facility operations are still undergoing final testing and inspection. Commissioning cargos may occur multiple times for the same facility as individual LNG trains enter service.

Countries of destination are current as of publication date. Any updates to countries of destination reported will be published in the next scheduled LNG Monthly.

VESSEL-BORNE EXPORTS OF DOMESTICALLY-PRODUCED LIQUEFIED NATURAL GAS (LNG)

Table 2a(vi)

Date of Departure	Name of Exporter	Supplier	Docket Number	Docket Term	Country of Destination	Name of Tanker	Departure Terminal	Volume (Mcf of Natural Gas)	Notes
3/1/2022	Venture Global Calcasieu Pass, LLC	Venture Global Calcasieu Pass, LLC	2015-25-LNG	Long-Term	France	Yiannis	Cameron, Louisiana	3,693,172	[C]
3/9/2022	Venture Global Calcasieu Pass, LLC	Venture Global Calcasieu Pass, LLC	2015-25-LNG	Long-Term	United Kingdom	Vivirt City LNG	Cameron, Louisiana	3,707,987	[C]
3/17/2022	Venture Global Calcasieu Pass, LLC	Venture Global Calcasieu Pass, LLC	2015-25-LNG	Long-Term	Japan	Nohshu Maru	Cameron, Louisiana	3,451,299	[C]
3/24/2022	Venture Global Calcasieu Pass, LLC	Venture Global Calcasieu Pass, LLC	2015-25-LNG	Long-Term	Italy	Stena Crystal Sky	Cameron, Louisiana	3,701,555	[C]
3/29/2022	Venture Global Calcasieu Pass, LLC	Venture Global Calcasieu Pass, LLC	2015-25-LNG	Long-Term	France	Elisa Larus	Cameron, Louisiana	3,638,615	[S],[C]
4/8/2022	Venture Global Calcasieu Pass, LLC	Venture Global Calcasieu Pass, LLC	2015-25-LNG	Long-Term	Italy	LNG Enterprise	Cameron, Louisiana	3,448,362	[S],[C]
4/13/2022	Venture Global Calcasieu Pass, LLC	Venture Global Calcasieu Pass, LLC	2015-25-LNG	Long-Term	China	MOL Hestia	Cameron, Louisiana	3,673,246	[C]
4/19/2022	Venture Global Calcasieu Pass, LLC	Venture Global Calcasieu Pass, LLC	2015-25-LNG	Long-Term	Argentina	Vivirt City LNG	Cameron, Louisiana	2,219,287	[*],[C]
4/19/2022	Venture Global Calcasieu Pass, LLC	Venture Global Calcasieu Pass, LLC	2015-25-LNG	Long-Term	Spain	Vivirt City LNG	Cameron, Louisiana	1,499,754	[*],[C]
4/26/2022	Venture Global Calcasieu Pass, LLC	Venture Global Calcasieu Pass, LLC	2015-25-LNG	Long-Term	Poland	Maran Gas Apollonia	Cameron, Louisiana	3,454,531	[S],[C]
4/29/2022	Venture Global Calcasieu Pass, LLC	Venture Global Calcasieu Pass, LLC	2013-69-LNG	Long-Term	Panama	BW Pavilion Vanda	Cameron, Louisiana	759,480	[*],[C]
4/29/2022	Venture Global Calcasieu Pass, LLC	Venture Global Calcasieu Pass, LLC	2015-25-LNG	Long-Term	France	BW Pavilion Vanda	Cameron, Louisiana	2,683,329	[*],[C]
5/4/2022	Venture Global Calcasieu Pass, LLC	Venture Global Calcasieu Pass, LLC	2015-25-LNG	Long-Term	Brazil	Hoegh Esperanza	Cameron, Louisiana	3,581,092	[S],[C]
5/10/2022	Venture Global Calcasieu Pass, LLC	Venture Global Calcasieu Pass, LLC	2015-25-LNG	Long-Term	France	Shinshu Maru	Cameron, Louisiana	3,686,850	[C]
5/16/2022	Venture Global Calcasieu Pass, LLC	Venture Global Calcasieu Pass, LLC	2015-25-LNG	Long-Term	Italy	Flex Endeavor	Cameron, Louisiana	3,667,755	[C]
5/20/2022	Venture Global Calcasieu Pass, LLC	Venture Global Calcasieu Pass, LLC	2015-25-LNG	Long-Term	Italy	Grace Dahlia	Cameron, Louisiana	3,740,609	[C]
5/24/2022	Venture Global Calcasieu Pass, LLC	Venture Global Calcasieu Pass, LLC	2015-25-LNG	Long-Term	Netherlands	Aristidis I	Cameron, Louisiana	3,664,611	[S],[C]
5/29/2022	Venture Global Calcasieu Pass, LLC	Venture Global Calcasieu Pass, LLC	2015-25-LNG	Long-Term	Poland	Golar Seal	Cameron, Louisiana	3,414,211	[C]
5/31/2022	Venture Global Calcasieu Pass, LLC	Venture Global Calcasieu Pass, LLC	2015-25-LNG	Long-Term	France	BW Brussels	Cameron, Louisiana	1,989,768	[*],[S],[C]
5/31/2022	Venture Global Calcasieu Pass, LLC	Venture Global Calcasieu Pass, LLC	2015-25-LNG	Long-Term	Greece	BW Brussels	Cameron, Louisiana	1,477,801	[*],[S],[C]
6/3/2022	Venture Global Calcasieu Pass, LLC	Venture Global Calcasieu Pass, LLC	2015-25-LNG	Long-Term	Poland	Maran Gas Apollonia	Cameron, Louisiana	3,452,736	[C]
6/6/2022	Venture Global Calcasieu Pass, LLC	Venture Global Calcasieu Pass, LLC	2015-25-LNG	Long-Term	Poland	Flex Aurora	Cameron, Louisiana	3,644,520	[S],[C]
6/10/2022	Venture Global Calcasieu Pass, LLC	Venture Global Calcasieu Pass, LLC	2013-69-LNG	Long-Term	Colombia	Tristar Ruby	Cameron, Louisiana	911,888	[S],[*],[C]
6/10/2022	Venture Global Calcasieu Pass, LLC	Venture Global Calcasieu Pass, LLC	2015-25-LNG	Long-Term	Argentina	Tristar Ruby	Cameron, Louisiana	2,363,887	[S],[*],[C]
6/12/2022	Venture Global Calcasieu Pass, LLC	Venture Global Calcasieu Pass, LLC	2015-25-LNG	Long-Term	Argentina	Vivit Americas Lng	Cameron, Louisiana	2,265,397	[*],[C]
6/12/2022	Venture Global Calcasieu Pass, LLC	Venture Global Calcasieu Pass, LLC	2015-25-LNG	Long-Term	Brazil	Vivit Americas Lng	Cameron, Louisiana	1,440,237	[*],[C]
6/15/2022	Venture Global Calcasieu Pass, LLC	Venture Global Calcasieu Pass, LLC	2015-25-LNG	Long-Term	Argentina	Seapeak Magellan	Cameron, Louisiana	2,173,174	[S],[*],[C]
6/15/2022	Venture Global Calcasieu Pass, LLC	Venture Global Calcasieu Pass, LLC	2015-25-LNG	Long-Term	Brazil	Seapeak Magellan	Cameron, Louisiana	1,100,703	[S],[*],[C]
6/18/2022	Venture Global Calcasieu Pass, LLC	Venture Global Calcasieu Pass, LLC	2015-25-LNG	Long-Term	France	Palu LNG	Cameron, Louisiana	3,212,261	[S],[C]
6/20/2022	Venture Global Calcasieu Pass, LLC	Venture Global Calcasieu Pass, LLC	2015-25-LNG	Long-Term	China	MOL Hestia	Cameron, Louisiana	3,662,664	[C]
6/24/2022	Venture Global Calcasieu Pass, LLC	Venture Global Calcasieu Pass, LLC	2015-25-LNG	Long-Term	Thailand	Gaslog Glasgow	Cameron, Louisiana	3,380,055	[C]
6/26/2022	Venture Global Calcasieu Pass, LLC	Venture Global Calcasieu Pass, LLC	2015-25-LNG	Long-Term	Argentina	Methane Heather Sally	Cameron, Louisiana	2,214,006	[S],[C]
6/29/2022	Venture Global Calcasieu Pass, LLC	Venture Global Calcasieu Pass, LLC	2015-25-LNG	Long-Term	Argentina	Hellas Athina	Cameron, Louisiana	2,296,387	[S],[C]
7/4/2022	Venture Global Calcasieu Pass, LLC	Venture Global Calcasieu Pass, LLC	2013-69-LNG	Long-Term	South Korea	Maran Gas Vergina	Cameron, Louisiana	3,559,771	[S],[C]
7/6/2022	Venture Global Calcasieu Pass, LLC	Venture Global Calcasieu Pass, LLC	2015-25-LNG	Long-Term	Poland	Golar Seal	Cameron, Louisiana	3,420,121	[C]
7/7/2022	Venture Global Calcasieu Pass, LLC	Venture Global Calcasieu Pass, LLC	2015-25-LNG	Long-Term	Argentina	Point Fortin	Cameron, Louisiana	2,139,761	[S],[C]
7/10/2022	Venture Global Calcasieu Pass, LLC	Venture Global Calcasieu Pass, LLC	2015-25-LNG	Long-Term	France	Yiannis	Cameron, Louisiana	3,467,713	[C]
7/13/2022	Venture Global Calcasieu Pass, LLC	Venture Global Calcasieu Pass, LLC	2015-25-LNG	Long-Term	Argentina	Transgas Power	Cameron, Louisiana	2,216,716	[S],[C]
7/15/2022	Venture Global Calcasieu Pass, LLC	Venture Global Calcasieu Pass, LLC	2013-69-LNG	Long-Term	South Korea	Seapeak Creole	Cameron, Louisiana	3,362,901	[S],[C]
7/18/2022	Venture Global Calcasieu Pass, LLC	Venture Global Calcasieu Pass, LLC	2015-25-LNG	Long-Term	Poland	Maran Gas Apollonia	Cameron, Louisiana	3,452,614	[C]
7/23/2022	Venture Global Calcasieu Pass, LLC	Venture Global Calcasieu Pass, LLC	2015-25-LNG	Long-Term	Netherlands	Grace Dahlia	Cameron, Louisiana	3,726,751	[C]
7/25/2022	Venture Global Calcasieu Pass, LLC	Venture Global Calcasieu Pass, LLC	2015-25-LNG	Long-Term	Argentina	Global Star	Cameron, Louisiana	2,211,922	[S],[C]
7/28/2022	Venture Global Calcasieu Pass, LLC	Venture Global Calcasieu Pass, LLC	2015-25-LNG	Long-Term	Spain	Kool Baltic	Cameron, Louisiana	3,368,980	[C]
7/30/2022	Venture Global Calcasieu Pass, LLC	Venture Global Calcasieu Pass, LLC	2015-25-LNG	Long-Term	France	Seapeak Magellan	Cameron, Louisiana	2,212,428	[S],[C]
8/2/2022	Venture Global Calcasieu Pass, LLC	Venture Global Calcasieu Pass, LLC	2015-25-LNG	Long-Term	China	Flex Endeavor	Cameron, Louisiana	3,654,707	[C]

[S] Spot – a one-time transaction for near-term delivery of a specific quantity of LNG at a specific location. Spot cargos could be included in either long-term or short-term authorized types.

[*] Split cargo – a single shipment of LNG where portions of the cargo have different transactional characteristics. For instance, a single cargo can have more than one buyer, supplier, price, unloading point, loading port, or DOE authorization.

[C] Commissioning cargo – pre-commercial cargo loaded while export facility operations are still undergoing final testing and inspection. Commissioning cargos may occur multiple times for the same facility as individual LNG trains enter service.

Countries of destination are current as of publication date. Any updates to countries of destination reported will be published in the next scheduled LNG Monthly.

VESSEL-BORNE EXPORTS OF DOMESTICALLY-PRODUCED LIQUEFIED NATURAL GAS (LNG)

Table 2a(vi)

Date of Departure	Name of Exporter	Supplier	Docket Number	Docket Term	Country of Destination	Name of Tanker	Departure Terminal	Volume (Mcf of Natural Gas)	Notes
8/3/2022	Venture Global Calcasieu Pass, LLC	Venture Global Calcasieu Pass, LLC	2015-25-LNG	Long-Term	Argentina	Methane Heather Sally	Cameron, Louisiana	2,202,354	[S],[C]
8/9/2022	Venture Global Calcasieu Pass, LLC	Venture Global Calcasieu Pass, LLC	2015-25-LNG	Long-Term	Croatia	LNG Endurance	Cameron, Louisiana	3,682,732	[C]
8/12/2022	Venture Global Calcasieu Pass, LLC	Venture Global Calcasieu Pass, LLC	2013-69-LNG	Long-Term	South Korea	Diamond Gas Victoria	Cameron, Louisiana	3,414,774	[C]
8/15/2022	Venture Global Calcasieu Pass, LLC	Venture Global Calcasieu Pass, LLC	2015-25-LNG	Long-Term	France	Elisa Aquila	Cameron, Louisiana	1,773,576	[S],[*],[C]
8/15/2022	Venture Global Calcasieu Pass, LLC	Venture Global Calcasieu Pass, LLC	2015-25-LNG	Long-Term	Greece	Elisa Aquila	Cameron, Louisiana	1,691,144	[S],[*],[C]
8/18/2022	Venture Global Calcasieu Pass, LLC	Venture Global Calcasieu Pass, LLC	2015-25-LNG	Long-Term	Poland	Golar Seal	Cameron, Louisiana	3,418,167	[C]
8/21/2022	Venture Global Calcasieu Pass, LLC	Venture Global Calcasieu Pass, LLC	2015-25-LNG	Long-Term	Greece	La Seine	Cameron, Louisiana	3,464,842	[C]
8/25/2022	Venture Global Calcasieu Pass, LLC	Venture Global Calcasieu Pass, LLC	2015-25-LNG	Long-Term	Italy	Vivirt City LNG	Cameron, Louisiana	3,677,729	[C]
8/29/2022	Venture Global Calcasieu Pass, LLC	Venture Global Calcasieu Pass, LLC	2015-25-LNG	Long-Term	Netherlands	Maran Gas Delphi	Cameron, Louisiana	3,371,953	[C]
8/31/2022	Venture Global Calcasieu Pass, LLC	Venture Global Calcasieu Pass, LLC	2015-25-LNG	Long-Term	United Kingdom	Golar Glacier	Cameron, Louisiana	3,417,920	[C]
9/4/2022	Venture Global Calcasieu Pass, LLC	Venture Global Calcasieu Pass, LLC	2015-25-LNG	Long-Term	Netherlands	Elisa Larus	Cameron, Louisiana	3,467,975	[S],[C]
9/7/2022	Venture Global Calcasieu Pass, LLC	Venture Global Calcasieu Pass, LLC	2015-25-LNG	Long-Term	China	MOL Hestia	Cameron, Louisiana	3,659,591	[C]
9/9/2022	Venture Global Calcasieu Pass, LLC	Venture Global Calcasieu Pass, LLC	2015-25-LNG	Long-Term	France	Yiannis	Cameron, Louisiana	3,466,893	[C]
9/12/2022	Venture Global Calcasieu Pass, LLC	Venture Global Calcasieu Pass, LLC	2015-25-LNG	Long-Term	France	Adamastos	Cameron, Louisiana	3,417,101	[C]
9/14/2022	Venture Global Calcasieu Pass, LLC	Venture Global Calcasieu Pass, LLC	2015-25-LNG	Long-Term	United Kingdom	Cool Runner	Cameron, Louisiana	3,422,739	[C]
9/17/2022	Venture Global Calcasieu Pass, LLC	Venture Global Calcasieu Pass, LLC	2015-25-LNG	Long-Term	United Kingdom	LNG Enterprise	Cameron, Louisiana	3,467,179	[C]
9/19/2022	Venture Global Calcasieu Pass, LLC	Venture Global Calcasieu Pass, LLC	2015-25-LNG	Long-Term	Italy	Orion Sun	Cameron, Louisiana	3,681,984	[C]
9/21/2022	Venture Global Calcasieu Pass, LLC	Venture Global Calcasieu Pass, LLC	2015-25-LNG	Long-Term	France	LNG Abuja II	Cameron, Louisiana	3,661,308	[C]
9/24/2022	Venture Global Calcasieu Pass, LLC	Venture Global Calcasieu Pass, LLC	2015-25-LNG	Long-Term	Poland	Golar Seal	Cameron, Louisiana	3,416,927	[C]
9/26/2022	Venture Global Calcasieu Pass, LLC	Venture Global Calcasieu Pass, LLC	2015-25-LNG	Long-Term	Kuwait	LNGShips Athena	Cameron, Louisiana	3,372,642	[C]
9/29/2022	Venture Global Calcasieu Pass, LLC	Venture Global Calcasieu Pass, LLC	2015-25-LNG	Long-Term	Poland	Maran Gas Apollonia	Cameron, Louisiana	3,439,884	[C]
TOTAL Exports of LNG from Calcasieu Pass								198,655,028	

[S] Spot – a one-time transaction for near-term delivery of a specific quantity of LNG at a specific location. Spot cargos could be included in either long-term or short-term authorized types.

[*] Split cargo – a single shipment of LNG where portions of the cargo have different transactional characteristics. For instance, a single cargo can have more than one buyer, supplier, price, unloading port, loading port, or DOE authorization.

[C] Commissioning cargo – pre-commercial cargo loaded while export facility operations are still undergoing final testing and inspection. Commissioning cargos may occur multiple times for the same facility as individual LNG trains enter service.

Countries of destination are current as of publication date. Any updates to countries of destination reported will be published in the next scheduled LNG Monthly.

VESSEL-BORNE EXPORTS OF DOMESTICALLY-PRODUCED LIQUEFIED NATURAL GAS (LNG) SHIPPED BY ISO CONTAINER

Table 2b

Date of Departure	Name of Exporter	Supplier	Docket Number	Country of Destination	Name of Ocean Going Vessel	ISO Container Loading Facility & Location	U.S. Export Port or Terminal	Volume (Mcf of Natural Gas)	Notes
1/3/2022	American LNG Marketing LLC	Peninsula Energy Services Co	2014-209-LNG	Bahamas	Emerald Express	Haileah, Florida	Ft. Lauderdale, Florida	2,544	
1/3/2022	American LNG Marketing LLC	Peninsula Energy Services Co	2014-209-LNG	Haiti	Delphinus	Haileah, Florida	Ft. Lauderdale, Florida	4,240	
1/5/2022	American LNG Marketing LLC	Peninsula Energy Services Co	2014-209-LNG	Bahamas	Emerald Express	Haileah, Florida	Ft. Lauderdale, Florida	2,544	
1/6/2022	American LNG Marketing LLC	Peninsula Energy Services Co	2014-209-LNG	Barbados	Contship Air	Haileah, Florida	Ft. Lauderdale, Florida	6,784	
1/6/2022	American LNG Marketing LLC	Peninsula Energy Services Co	2014-209-LNG	Jamaica	NFE Clean Energy	Haileah, Florida	Ft. Lauderdale, Florida	27,136	
1/7/2022	American LNG Marketing LLC	Peninsula Energy Services Co	2014-209-LNG	Bahamas	Caribbean Express	Haileah, Florida	Ft. Lauderdale, Florida	3,392	
1/8/2022	American LNG Marketing LLC	Peninsula Energy Services Co	2014-209-LNG	Haiti	SLNC York	Haileah, Florida	Ft. Lauderdale, Florida	5,936	
1/10/2022	American LNG Marketing LLC	Peninsula Energy Services Co	2014-209-LNG	Bahamas	Bahamas Express	Haileah, Florida	Ft. Lauderdale, Florida	3,392	
1/10/2022	American LNG Marketing LLC	Peninsula Energy Services Co	2014-209-LNG	Bahamas	Florida Express	Haileah, Florida	Ft. Lauderdale, Florida	3,392	
1/12/2022	American LNG Marketing LLC	Peninsula Energy Services Co	2014-209-LNG	Bahamas	Grand Master II	Haileah, Florida	Ft. Lauderdale, Florida	1,696	
1/13/2022	American LNG Marketing LLC	Peninsula Energy Services Co	2014-209-LNG	Barbados	AS Laetitia	Haileah, Florida	Ft. Lauderdale, Florida	6,784	
1/14/2022	American LNG Marketing LLC	Peninsula Energy Services Co	2014-209-LNG	Bahamas	Cape Express	Haileah, Florida	Ft. Lauderdale, Florida	1,696	
1/15/2022	American LNG Marketing LLC	Peninsula Energy Services Co	2014-209-LNG	Haiti	Jan Caribe	Haileah, Florida	Ft. Lauderdale, Florida	2,544	
1/15/2022	American LNG Marketing LLC	Peninsula Energy Services Co	2014-209-LNG	Jamaica	NFE Clean Energy	Haileah, Florida	Ft. Lauderdale, Florida	27,136	
1/17/2022	American LNG Marketing LLC	Peninsula Energy Services Co	2014-209-LNG	Bahamas	Bahamas Express	Haileah, Florida	Ft. Lauderdale, Florida	2,544	
1/17/2022	American LNG Marketing LLC	Peninsula Energy Services Co	2014-209-LNG	Jamaica	Contship Pax	Haileah, Florida	Ft. Lauderdale, Florida	2,544	
1/19/2022	American LNG Marketing LLC	Peninsula Energy Services Co	2014-209-LNG	Bahamas	Grand Master II	Haileah, Florida	Ft. Lauderdale, Florida	848	
1/20/2022	American LNG Marketing LLC	Peninsula Energy Services Co	2014-209-LNG	Barbados	Contship Air	Haileah, Florida	Ft. Lauderdale, Florida	7,632	
1/21/2022	American LNG Marketing LLC	Peninsula Energy Services Co	2014-209-LNG	Bahamas	Sea Express	Haileah, Florida	Ft. Lauderdale, Florida	1,696	
1/23/2022	American LNG Marketing LLC	Peninsula Energy Services Co	2014-209-LNG	Haiti	Anna Maria	Haileah, Florida	Ft. Lauderdale, Florida	2,544	
1/23/2022	American LNG Marketing LLC	Peninsula Energy Services Co	2014-209-LNG	Jamaica	NFE Clean Energy	Haileah, Florida	Ft. Lauderdale, Florida	27,136	
1/25/2022	American LNG Marketing LLC	Peninsula Energy Services Co	2014-209-LNG	Bahamas	Florida Express	Haileah, Florida	Ft. Lauderdale, Florida	2,544	
1/26/2022	American LNG Marketing LLC	Peninsula Energy Services Co	2014-209-LNG	Bahamas	Grand Master II	Haileah, Florida	Ft. Lauderdale, Florida	1,696	
1/27/2022	American LNG Marketing LLC	Peninsula Energy Services Co	2014-209-LNG	Barbados	Hohebank	Haileah, Florida	Ft. Lauderdale, Florida	5,936	
1/28/2022	American LNG Marketing LLC	Peninsula Energy Services Co	2014-209-LNG	Bahamas	Bahamas Express	Haileah, Florida	Ft. Lauderdale, Florida	4,240	
1/31/2022	American LNG Marketing LLC	Peninsula Energy Services Co	2014-209-LNG	Bahamas	Caribbean Express	Haileah, Florida	Ft. Lauderdale, Florida	1,696	
1/31/2022	American LNG Marketing LLC	Peninsula Energy Services Co	2014-209-LNG	Haiti	Anna Maria	Haileah, Florida	Ft. Lauderdale, Florida	4,240	
2/2/2022	American LNG Marketing LLC	Peninsula Energy Services Co	2014-209-LNG	Bahamas	Grand Master II	Haileah, Florida	Ft. Lauderdale, Florida	848	
2/3/2022	American LNG Marketing LLC	Peninsula Energy Services Co	2014-209-LNG	Bahamas	Bahamas Express	Haileah, Florida	Ft. Lauderdale, Florida	2,544	
2/3/2022	American LNG Marketing LLC	Peninsula Energy Services Co	2014-209-LNG	Barbados	Contship Air	Haileah, Florida	Ft. Lauderdale, Florida	7,632	
2/4/2022	American LNG Marketing LLC	Peninsula Energy Services Co	2014-209-LNG	Bahamas	Sea Express	Haileah, Florida	Ft. Lauderdale, Florida	4,240	
2/7/2022	American LNG Marketing LLC	Peninsula Energy Services Co	2014-209-LNG	Bahamas	Sea Express	Haileah, Florida	Ft. Lauderdale, Florida	2,544	
2/7/2022	American LNG Marketing LLC	Peninsula Energy Services Co	2014-209-LNG	Jamaica	NFE Clean Energy	Haileah, Florida	Ft. Lauderdale, Florida	27,136	
2/9/2022	American LNG Marketing LLC	Peninsula Energy Services Co	2014-209-LNG	Bahamas	Grand Master II	Haileah, Florida	Ft. Lauderdale, Florida	1,696	
2/10/2022	American LNG Marketing LLC	Peninsula Energy Services Co	2014-209-LNG	Bahamas	Caribbean Express	Haileah, Florida	Ft. Lauderdale, Florida	3,392	
2/10/2022	American LNG Marketing LLC	Peninsula Energy Services Co	2014-209-LNG	Barbados	AS Laetitia	Haileah, Florida	Ft. Lauderdale, Florida	7,632	
2/11/2022	American LNG Marketing LLC	Peninsula Energy Services Co	2014-209-LNG	Jamaica	NFE Clean Energy	Haileah, Florida	Ft. Lauderdale, Florida	27,136	
2/16/2022	American LNG Marketing LLC	Peninsula Energy Services Co	2014-209-LNG	Bahamas	Vi-Nais	Haileah, Florida	Ft. Lauderdale, Florida	1,696	
2/16/2022	American LNG Marketing LLC	Peninsula Energy Services Co	2014-209-LNG	Haiti	Anna Maria	Haileah, Florida	Ft. Lauderdale, Florida	5,936	
2/18/2022	American LNG Marketing LLC	Peninsula Energy Services Co	2014-209-LNG	Bahamas	Cape Express	Haileah, Florida	Ft. Lauderdale, Florida	3,392	
2/18/2022	American LNG Marketing LLC	Peninsula Energy Services Co	2014-209-LNG	Bahamas	Eastwind	Haileah, Florida	Ft. Lauderdale, Florida	1,696	
2/18/2022	American LNG Marketing LLC	Peninsula Energy Services Co	2014-209-LNG	Barbados	Contship Air	Haileah, Florida	Ft. Lauderdale, Florida	8,480	
2/19/2022	American LNG Marketing LLC	Peninsula Energy Services Co	2014-209-LNG	Jamaica	NFE Clean Energy	Haileah, Florida	Ft. Lauderdale, Florida	27,136	
2/21/2022	American LNG Marketing LLC	Peninsula Energy Services Co	2014-209-LNG	Haiti	Delphinus	Haileah, Florida	Ft. Lauderdale, Florida	2,544	
2/22/2022	American LNG Marketing LLC	Peninsula Energy Services Co	2014-209-LNG	Bahamas	Florida Express	Haileah, Florida	Ft. Lauderdale, Florida	1,696	

[S] Spot – a one-time transaction for near-term delivery of a specific quantity of LNG at a specific location. Spot cargos could be included in either long-term or short-term authorized types.

[*] Split cargo – a single shipment of LNG where portions of the cargo have different transactional characteristics. For instance, a single cargo can have more than one buyer, supplier, price, unloading port, loading port, or DOE authorization.

[C] Commissioning cargo – pre-commercial cargo loaded while export facility operations are still undergoing final testing and inspection. Commissioning cargos may occur multiple times for the same facility as individual LNG trains enter service.

Countries of destination are current as of publication date. Any updates to countries of destination reported will be published in the next scheduled LNG Monthly.

VESSEL-BORNE EXPORTS OF DOMESTICALLY-PRODUCED LIQUEFIED NATURAL GAS (LNG) SHIPPED BY ISO CONTAINER

Table 2b

Date of Departure	Name of Exporter	Supplier	Docket Number	Country of Destination	Name of Ocean Going Vessel	ISO Container Loading Facility & Location	U.S. Export Port or Terminal	Volume (Mcf of Natural Gas)	Notes
2/23/2022	American LNG Marketing LLC	Peninsula Energy Services Co	2014-209-LNG	Bahamas	Cape Express	Haileah, Florida	Ft. Lauderdale, Florida	2,544	
2/23/2022	American LNG Marketing LLC	Peninsula Energy Services Co	2014-209-LNG	Bahamas	Grand Master II	Haileah, Florida	Ft. Lauderdale, Florida	1,696	
2/24/2022	American LNG Marketing LLC	Peninsula Energy Services Co	2014-209-LNG	Barbados	Hohebank	Haileah, Florida	Ft. Lauderdale, Florida	6,784	
2/25/2022	American LNG Marketing LLC	Peninsula Energy Services Co	2014-209-LNG	Bahamas	Emerald Express	Haileah, Florida	Ft. Lauderdale, Florida	1,696	
2/27/2022	American LNG Marketing LLC	Peninsula Energy Services Co	2014-209-LNG	Haiti	Delphinus	Haileah, Florida	Ft. Lauderdale, Florida	7,632	
2/27/2022	American LNG Marketing LLC	Peninsula Energy Services Co	2014-209-LNG	Jamaica	NFE Clean Energy	Haileah, Florida	Ft. Lauderdale, Florida	27,136	
2/28/2022	American LNG Marketing LLC	Peninsula Energy Services Co	2014-209-LNG	Bahamas	Emerald Express	Haileah, Florida	Ft. Lauderdale, Florida	1,696	
3/1/2022	American LNG Marketing LLC	Peninsula Energy Services Co	2014-209-LNG	Bahamas	Florida Express	Haileah, Florida	Ft. Lauderdale, Florida	1,696	
3/2/2022	American LNG Marketing LLC	Peninsula Energy Services Co	2014-209-LNG	Bahamas	Florida Express	Haileah, Florida	Ft. Lauderdale, Florida	2,544	
3/2/2022	American LNG Marketing LLC	Peninsula Energy Services Co	2014-209-LNG	Bahamas	Grand Master II	Haileah, Florida	Ft. Lauderdale, Florida	2,544	
3/3/2022	American LNG Marketing LLC	Peninsula Energy Services Co	2014-209-LNG	Barbados	Contship Air	Haileah, Florida	Ft. Lauderdale, Florida	7,632	
3/4/2022	American LNG Marketing LLC	Peninsula Energy Services Co	2014-209-LNG	Bahamas	Caribbean Express	Haileah, Florida	Ft. Lauderdale, Florida	1,696	
3/6/2022	American LNG Marketing LLC	Peninsula Energy Services Co	2014-209-LNG	Haiti	Delphinus	Haileah, Florida	Ft. Lauderdale, Florida	5,088	
3/7/2022	American LNG Marketing LLC	Peninsula Energy Services Co	2014-209-LNG	Bahamas	Caribbean Express	Haileah, Florida	Ft. Lauderdale, Florida	2,544	
3/8/2022	American LNG Marketing LLC	Peninsula Energy Services Co	2014-209-LNG	Bahamas	Florida Express	Haileah, Florida	Ft. Lauderdale, Florida	1,696	
3/8/2022	American LNG Marketing LLC	Peninsula Energy Services Co	2014-209-LNG	Jamaica	NFE Clean Energy	Haileah, Florida	Ft. Lauderdale, Florida	27,136	
3/9/2022	American LNG Marketing LLC	Peninsula Energy Services Co	2014-209-LNG	Bahamas	Grand Master II	Haileah, Florida	Ft. Lauderdale, Florida	1,696	
3/10/2022	American LNG Marketing LLC	Peninsula Energy Services Co	2014-209-LNG	Barbados	AS Laetitia	Haileah, Florida	Ft. Lauderdale, Florida	6,784	
3/11/2022	American LNG Marketing LLC	Peninsula Energy Services Co	2014-209-LNG	Bahamas	Caribbean Express	Haileah, Florida	Ft. Lauderdale, Florida	2,544	
3/14/2022	American LNG Marketing LLC	Peninsula Energy Services Co	2014-209-LNG	Bahamas	Emerald Express	Haileah, Florida	Ft. Lauderdale, Florida	3,392	
3/16/2022	American LNG Marketing LLC	Peninsula Energy Services Co	2014-209-LNG	Bahamas	Florida Express	Haileah, Florida	Ft. Lauderdale, Florida	4,240	
3/16/2022	American LNG Marketing LLC	Peninsula Energy Services Co	2014-209-LNG	Bahamas	Grand Master II	Haileah, Florida	Ft. Lauderdale, Florida	2,544	
3/16/2022	American LNG Marketing LLC	Peninsula Energy Services Co	2014-209-LNG	Jamaica	NFE Clean Energy	Haileah, Florida	Ft. Lauderdale, Florida	27,136	
3/17/2022	American LNG Marketing LLC	Peninsula Energy Services Co	2014-209-LNG	Barbados	Contship Air	Haileah, Florida	Ft. Lauderdale, Florida	7,632	
3/18/2022	American LNG Marketing LLC	Peninsula Energy Services Co	2014-209-LNG	Bahamas	Cape Express	Haileah, Florida	Ft. Lauderdale, Florida	2,544	
3/18/2022	American LNG Marketing LLC	Peninsula Energy Services Co	2014-209-LNG	Jamaica	Contship Pax	Haileah, Florida	Ft. Lauderdale, Florida	2,544	
3/21/2022	American LNG Marketing LLC	Peninsula Energy Services Co	2014-209-LNG	Bahamas	Cape Express	Haileah, Florida	Ft. Lauderdale, Florida	1,696	
3/21/2022	American LNG Marketing LLC	Peninsula Energy Services Co	2014-209-LNG	Haiti	Delphinus	Haileah, Florida	Ft. Lauderdale, Florida	1,696	
3/23/2022	American LNG Marketing LLC	Peninsula Energy Services Co	2014-209-LNG	Bahamas	Grand Master II	Haileah, Florida	Ft. Lauderdale, Florida	1,696	
3/24/2022	American LNG Marketing LLC	Peninsula Energy Services Co	2014-209-LNG	Barbados	Hohebank	Haileah, Florida	Ft. Lauderdale, Florida	5,936	
3/25/2022	American LNG Marketing LLC	Peninsula Energy Services Co	2014-209-LNG	Bahamas	Cape Express	Haileah, Florida	Ft. Lauderdale, Florida	3,392	
3/27/2022	American LNG Marketing LLC	Peninsula Energy Services Co	2014-209-LNG	Jamaica	NFE Clean Energy	Haileah, Florida	Ft. Lauderdale, Florida	27,136	
3/28/2022	American LNG Marketing LLC	Peninsula Energy Services Co	2014-209-LNG	Bahamas	Bahamas Express	Haileah, Florida	Ft. Lauderdale, Florida	2,544	
3/29/2022	American LNG Marketing LLC	Peninsula Energy Services Co	2014-209-LNG	Bahamas	Grand Master II	Haileah, Florida	Ft. Lauderdale, Florida	3,392	
3/30/2022	American LNG Marketing LLC	Peninsula Energy Services Co	2014-209-LNG	Bahamas	Grand Master II	Haileah, Florida	Ft. Lauderdale, Florida	848	
3/30/2022	American LNG Marketing LLC	Peninsula Energy Services Co	2014-209-LNG	Haiti	Delphinus	Haileah, Florida	Ft. Lauderdale, Florida	3,392	
3/31/2022	American LNG Marketing LLC	Peninsula Energy Services Co	2014-209-LNG	Barbados	Artemis	Haileah, Florida	Ft. Lauderdale, Florida	5,936	
4/1/2022	American LNG Marketing LLC	Peninsula Energy Services Co	2014-209-LNG	Bahamas	Cape Express	Haileah, Florida	Ft. Lauderdale, Florida	2,544	
4/4/2022	American LNG Marketing LLC	Peninsula Energy Services Co	2014-209-LNG	Bahamas	Bahamas Express	Haileah, Florida	Ft. Lauderdale, Florida	3,392	
4/4/2022	American LNG Marketing LLC	Peninsula Energy Services Co	2014-209-LNG	Jamaica	NFE Clean Energy	Haileah, Florida	Ft. Lauderdale, Florida	27,136	
4/6/2022	American LNG Marketing LLC	Peninsula Energy Services Co	2014-209-LNG	Bahamas	Grand Master II	Haileah, Florida	Ft. Lauderdale, Florida	1,696	
4/8/2022	American LNG Marketing LLC	Peninsula Energy Services Co	2014-209-LNG	Bahamas	Bahamas Express	Haileah, Florida	Ft. Lauderdale, Florida	1,696	
4/10/2022	American LNG Marketing LLC	Peninsula Energy Services Co	2014-209-LNG	Haiti	Delphinus	Haileah, Florida	Ft. Lauderdale, Florida	4,240	
4/11/2022	American LNG Marketing LLC	Peninsula Energy Services Co	2014-209-LNG	Bahamas	Grand Express	Haileah, Florida	Ft. Lauderdale, Florida	2,544	
4/12/2022	American LNG Marketing LLC	Peninsula Energy Services Co	2014-209-LNG	Bahamas	Bahamas Express	Haileah, Florida	Ft. Lauderdale, Florida	1,696	

[S] Spot – a one-time transaction for near-term delivery of a specific quantity of LNG at a specific location. Spot cargos could be included in either long-term or short-term authorized types.

[*] Split cargo – a single shipment of LNG where portions of the cargo have different transactional characteristics. For instance, a single cargo can have more than one buyer, supplier, price, unloading port, loading port, or DOE authorization.

[C] Commissioning cargo – pre-commercial cargo loaded while export facility operations are still undergoing final testing and inspection. Commissioning cargos may occur multiple times for the same facility as individual LNG trains enter service.

Countries of destination are current as of publication date. Any updates to countries of destination reported will be published in the next scheduled LNG Monthly.

VESSEL-BORNE EXPORTS OF DOMESTICALLY-PRODUCED LIQUEFIED NATURAL GAS (LNG) SHIPPED BY ISO CONTAINER

Table 2b

Date of Departure	Name of Exporter	Supplier	Docket Number	Country of Destination	Name of Ocean Going Vessel	ISO Container Loading Facility & Location	U.S. Export Port or Terminal	Volume (Mcf of Natural Gas)	Notes
4/12/2022	American LNG Marketing LLC	Peninsula Energy Services Co	2014-209-LNG	Jamaica	NFE Clean Energy	Haileah, Florida	Ft. Lauderdale, Florida	27,136	
4/13/2022	American LNG Marketing LLC	Peninsula Energy Services Co	2014-209-LNG	Bahamas	Grand Master II	Haileah, Florida	Ft. Lauderdale, Florida	1,696	
4/15/2022	American LNG Marketing LLC	Peninsula Energy Services Co	2014-209-LNG	Bahamas	Vi-Nais	Haileah, Florida	Ft. Lauderdale, Florida	848	
4/15/2022	American LNG Marketing LLC	Peninsula Energy Services Co	2014-209-LNG	Jamaica	Tampa Trader	Haileah, Florida	Ft. Lauderdale, Florida	6,784	
4/18/2022	American LNG Marketing LLC	Peninsula Energy Services Co	2014-209-LNG	Bahamas	Vi-Nais	Haileah, Florida	Ft. Lauderdale, Florida	1,696	
4/18/2022	American LNG Marketing LLC	Peninsula Energy Services Co	2014-209-LNG	Haiti	Delphinus	Haileah, Florida	Ft. Lauderdale, Florida	3,392	
4/19/2022	American LNG Marketing LLC	Peninsula Energy Services Co	2014-209-LNG	Bahamas	Grand Express	Haileah, Florida	Ft. Lauderdale, Florida	3,392	
4/20/2022	American LNG Marketing LLC	Peninsula Energy Services Co	2014-209-LNG	Jamaica	NFE Clean Energy	Haileah, Florida	Ft. Lauderdale, Florida	27,136	
4/22/2022	American LNG Marketing LLC	Peninsula Energy Services Co	2014-209-LNG	Bahamas	Cape Express	Haileah, Florida	Ft. Lauderdale, Florida	1,696	
4/22/2022	American LNG Marketing LLC	Peninsula Energy Services Co	2014-209-LNG	Jamaica	Hamburg Trader	Haileah, Florida	Ft. Lauderdale, Florida	6,784	
4/24/2022	American LNG Marketing LLC	Peninsula Energy Services Co	2014-209-LNG	Haiti	Delphinus	Haileah, Florida	Ft. Lauderdale, Florida	3,392	
4/25/2022	American LNG Marketing LLC	Peninsula Energy Services Co	2014-209-LNG	Bahamas	Cape Express	Haileah, Florida	Ft. Lauderdale, Florida	3,392	
4/25/2022	American LNG Marketing LLC	Peninsula Energy Services Co	2014-209-LNG	Bahamas	Grand Express	Haileah, Florida	Ft. Lauderdale, Florida	1,696	
4/26/2022	American LNG Marketing LLC	Peninsula Energy Services Co	2014-209-LNG	Bahamas	Florida Express	Haileah, Florida	Ft. Lauderdale, Florida	2,544	
4/28/2022	American LNG Marketing LLC	Peninsula Energy Services Co	2014-209-LNG	Jamaica	NFE Clean Energy	Haileah, Florida	Ft. Lauderdale, Florida	27,136	
4/29/2022	American LNG Marketing LLC	Peninsula Energy Services Co	2014-209-LNG	Bahamas	Emerald Express	Haileah, Florida	Ft. Lauderdale, Florida	3,392	
4/29/2022	American LNG Marketing LLC	Peninsula Energy Services Co	2014-209-LNG	Jamaica	Contship Pax	Haileah, Florida	Ft. Lauderdale, Florida	6,784	
5/3/2022	American LNG Marketing LLC	Peninsula Energy Services Co	2014-209-LNG	Bahamas	Florida Express	Haileah, Florida	Ft. Lauderdale, Florida	3,392	
5/4/2022	American LNG Marketing LLC	Peninsula Energy Services Co	2014-209-LNG	Bahamas	Grand Master II	Haileah, Florida	Ft. Lauderdale, Florida	2,544	
5/6/2022	American LNG Marketing LLC	Peninsula Energy Services Co	2014-209-LNG	Bahamas	Bahamas Express	Haileah, Florida	Ft. Lauderdale, Florida	4,240	
5/6/2022	American LNG Marketing LLC	Peninsula Energy Services Co	2014-209-LNG	Jamaica	NFE Clean Energy	Haileah, Florida	Ft. Lauderdale, Florida	27,136	
5/6/2022	American LNG Marketing LLC	Peninsula Energy Services Co	2014-209-LNG	Jamaica	Hamburg Trader	Haileah, Florida	Ft. Lauderdale, Florida	6,784	
5/8/2022	American LNG Marketing LLC	Peninsula Energy Services Co	2014-209-LNG	Haiti	Delphinus	Haileah, Florida	Ft. Lauderdale, Florida	2,544	
5/9/2022	American LNG Marketing LLC	Peninsula Energy Services Co	2014-209-LNG	Bahamas	Sea Express	Haileah, Florida	Ft. Lauderdale, Florida	2,544	
5/9/2022	American LNG Marketing LLC	Peninsula Energy Services Co	2014-209-LNG	Bahamas	Bahamas Express	Haileah, Florida	Ft. Lauderdale, Florida	1,696	
5/11/2022	American LNG Marketing LLC	Peninsula Energy Services Co	2014-209-LNG	Bahamas	Grand Master II	Haileah, Florida	Ft. Lauderdale, Florida	2,544	
5/13/2022	American LNG Marketing LLC	Peninsula Energy Services Co	2014-209-LNG	Bahamas	Caribbean Express	Haileah, Florida	Ft. Lauderdale, Florida	5,088	
5/13/2022	American LNG Marketing LLC	Peninsula Energy Services Co	2014-209-LNG	Jamaica	Tampa Trader	Haileah, Florida	Ft. Lauderdale, Florida	8,480	
5/14/2022	American LNG Marketing LLC	Peninsula Energy Services Co	2014-209-LNG	Jamaica	NFE Clean Energy	Haileah, Florida	Ft. Lauderdale, Florida	27,136	
5/15/2022	American LNG Marketing LLC	Peninsula Energy Services Co	2014-209-LNG	Haiti	Delphinus	Haileah, Florida	Ft. Lauderdale, Florida	1,696	
5/16/2022	American LNG Marketing LLC	Peninsula Energy Services Co	2014-209-LNG	Bahamas	Sea Express	Haileah, Florida	Ft. Lauderdale, Florida	3,392	
5/17/2022	American LNG Marketing LLC	Peninsula Energy Services Co	2014-209-LNG	Bahamas	Florida Express	Haileah, Florida	Ft. Lauderdale, Florida	2,544	
5/18/2022	American LNG Marketing LLC	Peninsula Energy Services Co	2014-209-LNG	Bahamas	Grand Master II	Haileah, Florida	Ft. Lauderdale, Florida	1,696	
5/20/2022	American LNG Marketing LLC	Peninsula Energy Services Co	2014-209-LNG	Bahamas	Cape Express	Haileah, Florida	Ft. Lauderdale, Florida	2,544	
5/20/2022	American LNG Marketing LLC	Peninsula Energy Services Co	2014-209-LNG	Jamaica	Contship Pax	Haileah, Florida	Ft. Lauderdale, Florida	6,784	
5/22/2022	American LNG Marketing LLC	Peninsula Energy Services Co	2014-209-LNG	Haiti	Delphinus	Haileah, Florida	Ft. Lauderdale, Florida	2,544	
5/22/2022	American LNG Marketing LLC	Peninsula Energy Services Co	2014-209-LNG	Jamaica	NFE Clean Energy	Haileah, Florida	Ft. Lauderdale, Florida	27,136	
5/25/2022	American LNG Marketing LLC	Peninsula Energy Services Co	2014-209-LNG	Bahamas	Florida Express	Haileah, Florida	Ft. Lauderdale, Florida	3,392	
5/25/2022	American LNG Marketing LLC	Peninsula Energy Services Co	2014-209-LNG	Bahamas	Emerald Express	Haileah, Florida	Ft. Lauderdale, Florida	2,544	
5/27/2022	American LNG Marketing LLC	Peninsula Energy Services Co	2014-209-LNG	Bahamas	Emerald Express	Haileah, Florida	Ft. Lauderdale, Florida	4,240	
5/27/2022	American LNG Marketing LLC	Peninsula Energy Services Co	2014-209-LNG	Jamaica	Hamburg Trader	Haileah, Florida	Ft. Lauderdale, Florida	8,480	
5/30/2022	American LNG Marketing LLC	Peninsula Energy Services Co	2014-209-LNG	Jamaica	NFE Clean Energy	Haileah, Florida	Ft. Lauderdale, Florida	27,136	
5/31/2022	American LNG Marketing LLC	Peninsula Energy Services Co	2014-209-LNG	Haiti	Delphinus	Haileah, Florida	Ft. Lauderdale, Florida	2,544	
6/1/2022	American LNG Marketing LLC	Peninsula Energy Services Co	2014-209-LNG	Bahamas	Vi-Nais	Haileah, Florida	Ft. Lauderdale, Florida	1,696	
6/1/2022	American LNG Marketing LLC	Peninsula Energy Services Co	2014-209-LNG	Bahamas	Eastwind	Haileah, Florida	Ft. Lauderdale, Florida	2,544	

[S] Spot – a one-time transaction for near-term delivery of a specific quantity of LNG at a specific location. Spot cargos could be included in either long-term or short-term authorized types.

[*] Split cargo – a single shipment of LNG where portions of the cargo have different transactional characteristics. For instance, a single cargo can have more than one buyer, supplier, price, unloading port, loading port, or DOE authorization.

[C] Commissioning cargo – pre-commercial cargo loaded while export facility operations are still undergoing final testing and inspection. Commissioning cargos may occur multiple times for the same facility as individual LNG trains enter service.

Countries of destination are current as of publication date. Any updates to countries of destination reported will be published in the next scheduled LNG Monthly.

VESSEL-BORNE EXPORTS OF DOMESTICALLY-PRODUCED LIQUEFIED NATURAL GAS (LNG) SHIPPED BY ISO CONTAINER

Table 2b

Date of Departure	Name of Exporter	Supplier	Docket Number	Country of Destination	Name of Ocean Going Vessel	ISO Container Loading Facility & Location	U.S. Export Port or Terminal	Volume (Mcf of Natural Gas)	Notes
6/1/2022	American LNG Marketing LLC	Peninsula Energy Services Co	2014-209-LNG	Bahamas	Florida Express	Haileah, Florida	Ft. Lauderdale, Florida	2,544	
6/3/2022	American LNG Marketing LLC	Peninsula Energy Services Co	2014-209-LNG	Bahamas	Bahamas Express	Haileah, Florida	Ft. Lauderdale, Florida	2,544	
6/3/2022	American LNG Marketing LLC	Peninsula Energy Services Co	2014-209-LNG	Jamaica	Tampa Trader	Haileah, Florida	Ft. Lauderdale, Florida	6,784	
6/6/2022	American LNG Marketing LLC	Peninsula Energy Services Co	2014-209-LNG	Haiti	Delphinus	Haileah, Florida	Ft. Lauderdale, Florida	3,392	
6/8/2022	American LNG Marketing LLC	Peninsula Energy Services Co	2014-209-LNG	Bahamas	Bahamas Express	Haileah, Florida	Ft. Lauderdale, Florida	848	
6/8/2022	American LNG Marketing LLC	Peninsula Energy Services Co	2014-209-LNG	Bahamas	Grand Express	Haileah, Florida	Ft. Lauderdale, Florida	2,544	
6/8/2022	American LNG Marketing LLC	Peninsula Energy Services Co	2014-209-LNG	Jamaica	NFE Clean Energy	Haileah, Florida	Ft. Lauderdale, Florida	27,136	
6/10/2022	American LNG Marketing LLC	Peninsula Energy Services Co	2014-209-LNG	Bahamas	Cape Express	Haileah, Florida	Ft. Lauderdale, Florida	4,240	
6/10/2022	American LNG Marketing LLC	Peninsula Energy Services Co	2014-209-LNG	Jamaica	Contship Pax	Haileah, Florida	Ft. Lauderdale, Florida	8,480	
6/13/2022	American LNG Marketing LLC	Peninsula Energy Services Co	2014-209-LNG	Bahamas	Caribbean Express	Haileah, Florida	Ft. Lauderdale, Florida	3,392	
6/13/2022	American LNG Marketing LLC	Peninsula Energy Services Co	2014-209-LNG	Haiti	Delphinus	Haileah, Florida	Ft. Lauderdale, Florida	4,240	
6/15/2022	American LNG Marketing LLC	Peninsula Energy Services Co	2014-209-LNG	Bahamas	Eastwind	Haileah, Florida	Ft. Lauderdale, Florida	2,544	
6/17/2022	American LNG Marketing LLC	Peninsula Energy Services Co	2014-209-LNG	Bahamas	Sea Express	Haileah, Florida	Ft. Lauderdale, Florida	5,936	
6/20/2022	American LNG Marketing LLC	Peninsula Energy Services Co	2014-209-LNG	Haiti	Delphinus	Haileah, Florida	Ft. Lauderdale, Florida	2,544	
6/22/2022	American LNG Marketing LLC	Peninsula Energy Services Co	2014-209-LNG	Bahamas	Vi-Nais	Haileah, Florida	Ft. Lauderdale, Florida	848	
6/22/2022	American LNG Marketing LLC	Peninsula Energy Services Co	2014-209-LNG	Bahamas	Florida Express	Haileah, Florida	Ft. Lauderdale, Florida	1,696	
6/22/2022	American LNG Marketing LLC	Peninsula Energy Services Co	2014-209-LNG	Bahamas	Grand Master II	Haileah, Florida	Ft. Lauderdale, Florida	2,544	
6/24/2022	American LNG Marketing LLC	Peninsula Energy Services Co	2014-209-LNG	Bahamas	Vi-Nais	Haileah, Florida	Ft. Lauderdale, Florida	3,392	
6/27/2022	American LNG Marketing LLC	Peninsula Energy Services Co	2014-209-LNG	Bahamas	Bahamas Express	Haileah, Florida	Ft. Lauderdale, Florida	4,240	
6/28/2022	American LNG Marketing LLC	Peninsula Energy Services Co	2014-209-LNG	Bahamas	Grand Express	Haileah, Florida	Ft. Lauderdale, Florida	4,240	
6/28/2022	American LNG Marketing LLC	Peninsula Energy Services Co	2014-209-LNG	Haiti	Delphinus	Haileah, Florida	Ft. Lauderdale, Florida	2,544	
6/29/2022	American LNG Marketing LLC	Peninsula Energy Services Co	2014-209-LNG	Bahamas	Grand Master II	Haileah, Florida	Ft. Lauderdale, Florida	848	
7/1/2022	American LNG Marketing LLC	Peninsula Energy Services Co	2014-209-LNG	Bahamas	Cape Express	Haileah, Florida	Ft. Lauderdale, Florida	4,240	
7/1/2022	American LNG Marketing LLC	Peninsula Energy Services Co	2014-209-LNG	Jamaica	NFE Clean Energy	Haileah, Florida	Ft. Lauderdale, Florida	27,136	
7/6/2022	American LNG Marketing LLC	Peninsula Energy Services Co	2014-209-LNG	Bahamas	Caribbean Express	Haileah, Florida	Ft. Lauderdale, Florida	2,544	
7/6/2022	American LNG Marketing LLC	Peninsula Energy Services Co	2014-209-LNG	Bahamas	Grand Master II	Haileah, Florida	Ft. Lauderdale, Florida	1,696	
7/7/2022	American LNG Marketing LLC	Peninsula Energy Services Co	2014-209-LNG	Bahamas	Florida Express	Haileah, Florida	Ft. Lauderdale, Florida	1,696	
7/8/2022	American LNG Marketing LLC	Peninsula Energy Services Co	2014-209-LNG	Bahamas	Bahamas Express	Haileah, Florida	Ft. Lauderdale, Florida	2,544	
7/8/2022	American LNG Marketing LLC	Peninsula Energy Services Co	2014-209-LNG	Jamaica	Hamburg Trader	Haileah, Florida	Ft. Lauderdale, Florida	8,480	
7/9/2022	American LNG Marketing LLC	Peninsula Energy Services Co	2014-209-LNG	Jamaica	NFE Clean Energy	Haileah, Florida	Ft. Lauderdale, Florida	27,136	
7/12/2022	American LNG Marketing LLC	Peninsula Energy Services Co	2014-209-LNG	Haiti	Delphinus	Haileah, Florida	Ft. Lauderdale, Florida	1,696	
7/13/2022	American LNG Marketing LLC	Peninsula Energy Services Co	2014-209-LNG	Bahamas	Grand Master II	Haileah, Florida	Ft. Lauderdale, Florida	848	
7/13/2022	American LNG Marketing LLC	Peninsula Energy Services Co	2014-209-LNG	Bahamas	Emerald Express	Haileah, Florida	Ft. Lauderdale, Florida	1,696	
7/14/2022	American LNG Marketing LLC	Peninsula Energy Services Co	2014-209-LNG	Bahamas	Florida Express	Haileah, Florida	Ft. Lauderdale, Florida	3,392	
7/15/2022	American LNG Marketing LLC	Peninsula Energy Services Co	2014-209-LNG	Bahamas	Emerald Express	Haileah, Florida	Ft. Lauderdale, Florida	4,240	
7/18/2022	American LNG Marketing LLC	Peninsula Energy Services Co	2014-209-LNG	Bahamas	Vi-Nais	Haileah, Florida	Ft. Lauderdale, Florida	3,392	
7/20/2022	American LNG Marketing LLC	Peninsula Energy Services Co	2014-209-LNG	Bahamas	Grand Master II	Haileah, Florida	Ft. Lauderdale, Florida	1,696	
7/20/2022	American LNG Marketing LLC	Peninsula Energy Services Co	2014-209-LNG	Jamaica	NFE Clean Energy	Haileah, Florida	Ft. Lauderdale, Florida	27,136	
7/21/2022	American LNG Marketing LLC	Peninsula Energy Services Co	2014-209-LNG	Bahamas	Florida Express	Haileah, Florida	Ft. Lauderdale, Florida	848	
7/22/2022	American LNG Marketing LLC	Peninsula Energy Services Co	2014-209-LNG	Bahamas	Vi-Nais	Haileah, Florida	Ft. Lauderdale, Florida	5,088	
7/24/2022	American LNG Marketing LLC	Peninsula Energy Services Co	2014-209-LNG	Haiti	Delphinus	Haileah, Florida	Ft. Lauderdale, Florida	5,936	
7/27/2022	American LNG Marketing LLC	Peninsula Energy Services Co	2014-209-LNG	Bahamas	Florida Express	Haileah, Florida	Ft. Lauderdale, Florida	2,544	
7/27/2022	American LNG Marketing LLC	Peninsula Energy Services Co	2014-209-LNG	Bahamas	Cape Express	Haileah, Florida	Ft. Lauderdale, Florida	3,392	
7/27/2022	American LNG Marketing LLC	Peninsula Energy Services Co	2014-209-LNG	Bahamas	Grand Master II	Haileah, Florida	Ft. Lauderdale, Florida	1,696	
7/29/2022	American LNG Marketing LLC	Peninsula Energy Services Co	2014-209-LNG	Bahamas	Cape Express	Haileah, Florida	Ft. Lauderdale, Florida	3,392	

[S] Spot – a one-time transaction for near-term delivery of a specific quantity of LNG at a specific location. Spot cargos could be included in either long-term or short-term authorized types.

[*] Split cargo – a single shipment of LNG where portions of the cargo have different transactional characteristics. For instance, a single cargo can have more than one buyer, supplier, price, unloading port, loading port, or DOE authorization.

[C] Commissioning cargo – pre-commercial cargo loaded while export facility operations are still undergoing final testing and inspection. Commissioning cargos may occur multiple times for the same facility as individual LNG trains enter service.

Countries of destination are current as of publication date. Any updates to countries of destination reported will be published in the next scheduled LNG Monthly.

VESSEL-BORNE EXPORTS OF DOMESTICALLY-PRODUCED LIQUEFIED NATURAL GAS (LNG) SHIPPED BY ISO CONTAINER

Table 2b

Date of Departure	Name of Exporter	Supplier	Docket Number	Country of Destination	Name of Ocean Going Vessel	ISO Container Loading Facility & Location	U.S. Export Port or Terminal	Volume (Mcf of Natural Gas)	Notes
7/29/2022	American LNG Marketing LLC	Peninsula Energy Services Co	2014-209-LNG	Jamaica	NFE Clean Energy	Haileah, Florida	Ft. Lauderdale, Florida	27,136	
8/1/2022	American LNG Marketing LLC	Peninsula Energy Services Co	2014-209-LNG	Bahamas	Vi-Nais	Haileah, Florida	Ft. Lauderdale, Florida	2,544	
8/1/2022	American LNG Marketing LLC	Peninsula Energy Services Co	2014-209-LNG	Bahamas	Vi-Nais	Haileah, Florida	Ft. Lauderdale, Florida	3,392	
8/5/2022	American LNG Marketing LLC	Peninsula Energy Services Co	2014-209-LNG	Bahamas	Grand Master II	Haileah, Florida	Ft. Lauderdale, Florida	1,696	
8/5/2022	American LNG Marketing LLC	Peninsula Energy Services Co	2014-209-LNG	Bahamas	Bahamas Express	Haileah, Florida	Ft. Lauderdale, Florida	3,392	
8/6/2022	American LNG Marketing LLC	Peninsula Energy Services Co	2014-209-LNG	Jamaica	NFE Clean Energy	Haileah, Florida	Ft. Lauderdale, Florida	27,136	
8/7/2022	American LNG Marketing LLC	Peninsula Energy Services Co	2014-209-LNG	Haiti	Emerald Express	Haileah, Florida	Ft. Lauderdale, Florida	4,240	
8/8/2022	American LNG Marketing LLC	Peninsula Energy Services Co	2014-209-LNG	Bahamas	Sea Express	Haileah, Florida	Ft. Lauderdale, Florida	4,240	
8/10/2022	American LNG Marketing LLC	Peninsula Energy Services Co	2014-209-LNG	Bahamas	Grand Master II	Haileah, Florida	Ft. Lauderdale, Florida	2,544	
8/11/2022	American LNG Marketing LLC	Peninsula Energy Services Co	2014-209-LNG	Bahamas	Caribbean Express	Haileah, Florida	Ft. Lauderdale, Florida	3,392	
8/12/2022	American LNG Marketing LLC	Peninsula Energy Services Co	2014-209-LNG	Bahamas	Vi-Nais	Haileah, Florida	Ft. Lauderdale, Florida	4,240	
8/14/2022	American LNG Marketing LLC	Peninsula Energy Services Co	2014-209-LNG	Haiti	BBC Hong Kong	Haileah, Florida	Ft. Lauderdale, Florida	4,240	
8/14/2022	American LNG Marketing LLC	Peninsula Energy Services Co	2014-209-LNG	Jamaica	NFE Clean Energy	Haileah, Florida	Ft. Lauderdale, Florida	27,136	
8/15/2022	American LNG Marketing LLC	Peninsula Energy Services Co	2014-209-LNG	Bahamas	Bahamas Express	Haileah, Florida	Ft. Lauderdale, Florida	2,544	
8/18/2022	American LNG Marketing LLC	Peninsula Energy Services Co	2014-209-LNG	Bahamas	Grand Master II	Haileah, Florida	Ft. Lauderdale, Florida	1,696	
8/19/2022	American LNG Marketing LLC	Peninsula Energy Services Co	2014-209-LNG	Bahamas	Vi-Nais	Haileah, Florida	Ft. Lauderdale, Florida	3,392	
8/21/2022	American LNG Marketing LLC	Peninsula Energy Services Co	2014-209-LNG	Haiti	BBC Hong Kong	Haileah, Florida	Ft. Lauderdale, Florida	2,544	
8/22/2022	American LNG Marketing LLC	Peninsula Energy Services Co	2014-209-LNG	Bahamas	Emerald Express	Haileah, Florida	Ft. Lauderdale, Florida	2,544	
8/22/2022	American LNG Marketing LLC	Peninsula Energy Services Co	2014-209-LNG	Bahamas	Emerald Express	Haileah, Florida	Ft. Lauderdale, Florida	3,392	
8/22/2022	American LNG Marketing LLC	Peninsula Energy Services Co	2014-209-LNG	Jamaica	NFE Clean Energy	Haileah, Florida	Ft. Lauderdale, Florida	27,136	
8/25/2022	American LNG Marketing LLC	Peninsula Energy Services Co	2014-209-LNG	Bahamas	Grand Master II	Haileah, Florida	Ft. Lauderdale, Florida	1,696	
8/26/2022	American LNG Marketing LLC	Peninsula Energy Services Co	2014-209-LNG	Bahamas	Bahamas Express	Haileah, Florida	Ft. Lauderdale, Florida	5,088	
8/29/2022	American LNG Marketing LLC	Peninsula Energy Services Co	2014-209-LNG	Bahamas	Emerald Express	Haileah, Florida	Ft. Lauderdale, Florida	3,392	
8/29/2022	American LNG Marketing LLC	Peninsula Energy Services Co	2014-209-LNG	Bahamas	Emerald Express	Haileah, Florida	Ft. Lauderdale, Florida	3,392	
8/30/2022	American LNG Marketing LLC	Peninsula Energy Services Co	2014-209-LNG	Jamaica	NFE Clean Energy	Haileah, Florida	Ft. Lauderdale, Florida	27,136	
9/1/2022	American LNG Marketing LLC	Peninsula Energy Services Co	2014-209-LNG	Bahamas	Grand Master II	Haileah, Florida	Ft. Lauderdale, Florida	3,392	
9/2/2022	American LNG Marketing LLC	Peninsula Energy Services Co	2014-209-LNG	Bahamas	Caribbean Express	Haileah, Florida	Ft. Lauderdale, Florida	2,544	
9/2/2022	American LNG Marketing LLC	Peninsula Energy Services Co	2014-209-LNG	Jamaica	Contship Pax	Haileah, Florida	Ft. Lauderdale, Florida	6,784	
9/4/2022	American LNG Marketing LLC	Peninsula Energy Services Co	2014-209-LNG	Haiti	BBC Hong Kong	Haileah, Florida	Ft. Lauderdale, Florida	3,392	
9/6/2022	American LNG Marketing LLC	Peninsula Energy Services Co	2014-209-LNG	Bahamas	Caribbean Express	Haileah, Florida	Ft. Lauderdale, Florida	1,696	
9/7/2022	American LNG Marketing LLC	Peninsula Energy Services Co	2014-209-LNG	Bahamas	Caribbean Express	Haileah, Florida	Ft. Lauderdale, Florida	2,544	
9/7/2022	American LNG Marketing LLC	Peninsula Energy Services Co	2014-209-LNG	Bahamas	Caribbean Express	Haileah, Florida	Ft. Lauderdale, Florida	2,544	
9/7/2022	American LNG Marketing LLC	Peninsula Energy Services Co	2014-209-LNG	Jamaica	NFE Clean Energy	Haileah, Florida	Ft. Lauderdale, Florida	27,136	
9/9/2022	American LNG Marketing LLC	Peninsula Energy Services Co	2014-209-LNG	Bahamas	Sea Express	Haileah, Florida	Ft. Lauderdale, Florida	1,696	
9/9/2022	American LNG Marketing LLC	Peninsula Energy Services Co	2014-209-LNG	Jamaica	Hamburg Trader	Haileah, Florida	Ft. Lauderdale, Florida	5,088	
9/12/2022	American LNG Marketing LLC	Peninsula Energy Services Co	2014-209-LNG	Bahamas	Bahamas Express	Haileah, Florida	Ft. Lauderdale, Florida	3,392	
9/13/2022	American LNG Marketing LLC	Peninsula Energy Services Co	2014-209-LNG	Bahamas	Grand Express	Haileah, Florida	Ft. Lauderdale, Florida	3,392	
9/13/2022	American LNG Marketing LLC	Peninsula Energy Services Co	2014-209-LNG	Haiti	BBC Hong Kong	Haileah, Florida	Ft. Lauderdale, Florida	3,392	
9/14/2022	American LNG Marketing LLC	Peninsula Energy Services Co	2014-209-LNG	Bahamas	Grand Master II	Haileah, Florida	Ft. Lauderdale, Florida	2,544	
9/15/2022	American LNG Marketing LLC	Peninsula Energy Services Co	2014-209-LNG	Jamaica	NFE Clean Energy	Haileah, Florida	Ft. Lauderdale, Florida	27,136	
9/16/2022	American LNG Marketing LLC	Peninsula Energy Services Co	2014-209-LNG	Bahamas	Caribbean Express	Haileah, Florida	Ft. Lauderdale, Florida	4,240	
9/16/2022	American LNG Marketing LLC	Peninsula Energy Services Co	2014-209-LNG	Jamaica	Tampa Trader	Haileah, Florida	Ft. Lauderdale, Florida	5,088	
9/19/2022	American LNG Marketing LLC	Peninsula Energy Services Co	2014-209-LNG	Bahamas	Bahamas Express	Haileah, Florida	Ft. Lauderdale, Florida	2,544	
9/20/2022	American LNG Marketing LLC	Peninsula Energy Services Co	2014-209-LNG	Bahamas	Grand Express	Haileah, Florida	Ft. Lauderdale, Florida	2,544	
9/20/2022	American LNG Marketing LLC	Peninsula Energy Services Co	2014-209-LNG	Haiti	BBC Hong Kong	Haileah, Florida	Ft. Lauderdale, Florida	1,696	

[S] Spot – a one-time transaction for near-term delivery of a specific quantity of LNG at a specific location. Spot cargos could be included in either long-term or short-term authorized types.

[*] Split cargo – a single shipment of LNG where portions of the cargo have different transactional characteristics. For instance, a single cargo can have more than one buyer, supplier, price, unloading port, loading port, or DOE authorization.

[C] Commissioning cargo – pre-commercial cargo loaded while export facility operations are still undergoing final testing and inspection. Commissioning cargos may occur multiple times for the same facility as individual LNG trains enter service.

Countries of destination are current as of publication date. Any updates to countries of destination reported will be published in the next scheduled LNG Monthly.

VESSEL-BORNE EXPORTS OF DOMESTICALLY-PRODUCED LIQUEFIED NATURAL GAS (LNG) SHIPPED BY ISO CONTAINER

Table 2b

Date of Departure	Name of Exporter	Supplier	Docket Number	Country of Destination	Name of Ocean Going Vessel	ISO Container Loading Facility & Location	U.S. Export Port or Terminal	Volume (Mcf of Natural Gas)	Notes
9/22/2022	American LNG Marketing LLC	Peninsula Energy Services Co	2014-209-LNG	Bahamas	Grand Master II	Haileah, Florida	Ft. Lauderdale, Florida	1,696	
9/23/2022	American LNG Marketing LLC	Peninsula Energy Services Co	2014-209-LNG	Bahamas	Caribbean Express	Haileah, Florida	Ft. Lauderdale, Florida	5,088	
9/23/2022	American LNG Marketing LLC	Peninsula Energy Services Co	2014-209-LNG	Jamaica	NFE Clean Energy	Haileah, Florida	Ft. Lauderdale, Florida	27,136	
9/23/2022	American LNG Marketing LLC	Peninsula Energy Services Co	2014-209-LNG	Jamaica	Contship Pax	Haileah, Florida	Ft. Lauderdale, Florida	6,784	
9/26/2022	American LNG Marketing LLC	Peninsula Energy Services Co	2014-209-LNG	Bahamas	Cape Express	Haileah, Florida	Ft. Lauderdale, Florida	1,696	
9/26/2022	American LNG Marketing LLC	Peninsula Energy Services Co	2014-209-LNG	Bahamas	Cape Express	Haileah, Florida	Ft. Lauderdale, Florida	1,696	
TOTAL Exports of LNG (ISO)								1,487,392	

[S] Spot – a one-time transaction for near-term delivery of a specific quantity of LNG at a specific location. Spot cargos could be included in either long-term or short-term authorized types.

[*] Split cargo – a single shipment of LNG where portions of the cargo have different transactional characteristics. For instance, a single cargo can have more than one buyer, supplier, price, unloading port, loading port, or DOE authorization.

[C] Commissioning cargo – pre-commercial cargo loaded while export facility operations are still undergoing final testing and inspection. Commissioning cargos may occur multiple times for the same facility as individual LNG trains enter service.

Countries of destination are current as of publication date. Any updates to countries of destination reported will be published in the next scheduled LNG Monthly.

VESSEL-BORNE EXPORTS OF DOMESTICALLY-PRODUCED LIQUEFIED NATURAL GAS (LNG) SHIPPED BY ISO CONTAINER

Table 2b

Date of Departure	Name of Exporter	Supplier	Docket Number	Country of Destination	Name of Ocean Going Vessel	ISO Container Loading Facility & Location	U.S. Export Port or Terminal	Volume (Mcf of Natural Gas)	Notes
1/6/2022	Eagle LNG Partners Jacksonville II LLC	Tiger Paw Marketing LLC	2017-79-LNG	Jamaica	AS Savanna	Eagle LNG Maxville, Florida	Miami, Florida	871	
1/13/2022	Eagle LNG Partners Jacksonville II LLC	Eagle LNG	2017-79-LNG	Jamaica	AS Sabrina	Eagle LNG Maxville, Florida	Miami, Florida	869	
1/16/2022	Eagle LNG Partners Jacksonville II LLC	Tiger Paw Marketing LLC	2017-79-LNG	Antigua and Barbuda	AS Laetitia	Eagle LNG Maxville, Florida	Ft. Lauderdale, Florida	862	
1/20/2022	Eagle LNG Partners Jacksonville II LLC	Tiger Paw Marketing LLC	2017-79-LNG	Antigua and Barbuda	Contship Air	Eagle LNG Maxville, Florida	Ft. Lauderdale, Florida	860	
2/19/2022	Eagle LNG Partners Jacksonville II LLC	Tiger Paw Marketing LLC	2017-79-LNG	Jamaica	AS Savanna	Eagle LNG Maxville, Florida	Miami, Florida	868	
2/25/2022	Eagle LNG Partners Jacksonville II LLC	Eagle LNG	2017-79-LNG	Jamaica	AS Savanna	Eagle LNG Maxville, Florida	Miami, Florida	861	
2/25/2022	Eagle LNG Partners Jacksonville II LLC	Tiger Paw Marketing LLC	2017-79-LNG	Jamaica	AS Savanna	Eagle LNG Maxville, Florida	Miami, Florida	871	
3/3/2022	Eagle LNG Partners Jacksonville II LLC	Tiger Paw Marketing LLC	2017-79-LNG	Antigua and Barbuda	Contship Air	Eagle LNG Maxville, Florida	Ft. Lauderdale, Florida	869	
3/4/2022	Eagle LNG Partners Jacksonville II LLC	Eagle LNG	2017-79-LNG	Jamaica	AS Savanna	Eagle LNG Maxville, Florida	Miami, Florida	869	
3/4/2022	Eagle LNG Partners Jacksonville II LLC	Tiger Paw Marketing LLC	2017-79-LNG	Jamaica	AS Savanna	Eagle LNG Maxville, Florida	Miami, Florida	868	
3/4/2022	Eagle LNG Partners Jacksonville II LLC	Tiger Paw Marketing LLC	2017-79-LNG	Jamaica	AS Savanna	Eagle LNG Maxville, Florida	Miami, Florida	857	
3/11/2022	Eagle LNG Partners Jacksonville II LLC	Tiger Paw Marketing LLC	2017-79-LNG	Jamaica	AS Savanna	Eagle LNG Maxville, Florida	Miami, Florida	865	
3/11/2022	Eagle LNG Partners Jacksonville II LLC	Tiger Paw Marketing LLC	2017-79-LNG	Jamaica	AS Savanna	Eagle LNG Maxville, Florida	Miami, Florida	870	
3/18/2022	Eagle LNG Partners Jacksonville II LLC	Tiger Paw Marketing LLC	2017-79-LNG	Jamaica	AS Savanna	Eagle LNG Maxville, Florida	Miami, Florida	869	
3/24/2022	Eagle LNG Partners Jacksonville II LLC	Tiger Paw Marketing LLC	2017-79-LNG	Antigua and Barbuda	Hohebank	Eagle LNG Maxville, Florida	Ft. Lauderdale, Florida	871	
3/25/2022	Eagle LNG Partners Jacksonville II LLC	Tiger Paw Marketing LLC	2017-79-LNG	Jamaica	AS Sabrina	Eagle LNG Maxville, Florida	Miami, Florida	876	
3/25/2022	Eagle LNG Partners Jacksonville II LLC	Tiger Paw Marketing LLC	2017-79-LNG	Jamaica	AS Sabrina	Eagle LNG Maxville, Florida	Miami, Florida	871	
3/25/2022	Eagle LNG Partners Jacksonville II LLC	Tiger Paw Marketing LLC	2017-79-LNG	Jamaica	AS Sabrina	Eagle LNG Maxville, Florida	Miami, Florida	869	
4/1/2022	Eagle LNG Partners Jacksonville II LLC	Tiger Paw Marketing LLC	2017-79-LNG	Jamaica	AS Savanna	Eagle LNG Maxville, Florida	Miami, Florida	869	
4/3/2022	Eagle LNG Partners Jacksonville II LLC	Tiger Paw Marketing LLC	2017-79-LNG	Antigua and Barbuda	Artemis	Eagle LNG Maxville, Florida	Ft. Lauderdale, Florida	871	
4/8/2022	Eagle LNG Partners Jacksonville II LLC	Eagle LNG	2017-79-LNG	Jamaica	AS Savanna	Eagle LNG Maxville, Florida	Miami, Florida	866	
4/8/2022	Eagle LNG Partners Jacksonville II LLC	Tiger Paw Marketing LLC	2017-79-LNG	Jamaica	AS Savanna	Eagle LNG Maxville, Florida	Miami, Florida	870	
4/15/2022	Eagle LNG Partners Jacksonville II LLC	Tiger Paw Marketing LLC	2017-79-LNG	Jamaica	AS Savanna	Eagle LNG Maxville, Florida	Miami, Florida	869	
4/15/2022	Eagle LNG Partners Jacksonville II LLC	Tiger Paw Marketing LLC	2017-79-LNG	Jamaica	AS Savanna	Eagle LNG Maxville, Florida	Miami, Florida	870	
4/15/2022	Eagle LNG Partners Jacksonville II LLC	Tiger Paw Marketing LLC	2017-79-LNG	Jamaica	AS Savanna	Eagle LNG Maxville, Florida	Miami, Florida	872	
4/25/2022	Eagle LNG Partners Jacksonville II LLC	Tiger Paw Marketing LLC	2017-79-LNG	Antigua and Barbuda	AS Laetitia	Eagle LNG Maxville, Florida	Ft. Lauderdale, Florida	868	
4/28/2022	Eagle LNG Partners Jacksonville II LLC	Tiger Paw Marketing LLC	2017-79-LNG	Antigua and Barbuda	Contship Air	Eagle LNG Maxville, Florida	Ft. Lauderdale, Florida	868	
4/29/2022	Eagle LNG Partners Jacksonville II LLC	Tiger Paw Marketing LLC	2017-79-LNG	Jamaica	AS Savanna	Eagle LNG Maxville, Florida	Miami, Florida	868	
5/5/2022	Eagle LNG Partners Jacksonville II LLC	Tiger Paw Marketing LLC	2017-79-LNG	Antigua and Barbuda	Artemis	Eagle LNG Maxville, Florida	Ft. Lauderdale, Florida	868	
5/7/2022	Eagle LNG Partners Jacksonville II LLC	Eagle LNG	2017-79-LNG	Jamaica	AS Savanna	Eagle LNG Maxville, Florida	Miami, Florida	869	
5/13/2022	Eagle LNG Partners Jacksonville II LLC	Tiger Paw Marketing LLC	2017-79-LNG	Jamaica	AS Sabrina	Eagle LNG Maxville, Florida	Miami, Florida	870	
5/13/2022	Eagle LNG Partners Jacksonville II LLC	Tiger Paw Marketing LLC	2017-79-LNG	Jamaica	AS Sabrina	Eagle LNG Maxville, Florida	Miami, Florida	868	
5/18/2022	Eagle LNG Partners Jacksonville II LLC	Tiger Paw Marketing LLC	2017-79-LNG	Antigua and Barbuda	Hohebank	Eagle LNG Maxville, Florida	Ft. Lauderdale, Florida	869	
5/21/2022	Eagle LNG Partners Jacksonville II LLC	Tiger Paw Marketing LLC	2017-79-LNG	Jamaica	AS Savanna	Eagle LNG Maxville, Florida	Miami, Florida	869	
5/21/2022	Eagle LNG Partners Jacksonville II LLC	Tiger Paw Marketing LLC	2017-79-LNG	Jamaica	AS Savanna	Eagle LNG Maxville, Florida	Miami, Florida	869	
5/27/2022	Eagle LNG Partners Jacksonville II LLC	Tiger Paw Marketing LLC	2017-79-LNG	Jamaica	AS Savanna	Eagle LNG Maxville, Florida	Miami, Florida	870	
6/3/2022	Eagle LNG Partners Jacksonville II LLC	Tiger Paw Marketing LLC	2017-79-LNG	Jamaica	AS Sabrina	Eagle LNG Maxville, Florida	Miami, Florida	870	
6/3/2022	Eagle LNG Partners Jacksonville II LLC	Tiger Paw Marketing LLC	2017-79-LNG	Jamaica	AS Sabrina	Eagle LNG Maxville, Florida	Miami, Florida	871	
6/3/2022	Eagle LNG Partners Jacksonville II LLC	Tiger Paw Marketing LLC	2017-79-LNG	Jamaica	AS Sabrina	Eagle LNG Maxville, Florida	Miami, Florida	867	
6/9/2022	Eagle LNG Partners Jacksonville II LLC	Tiger Paw Marketing LLC	2017-79-LNG	Antigua and Barbuda	Contship Air	Eagle LNG Maxville, Florida	Ft. Lauderdale, Florida	868	
6/9/2022	Eagle LNG Partners Jacksonville II LLC	Tiger Paw Marketing LLC	2017-79-LNG	Antigua and Barbuda	Contship Air	Eagle LNG Maxville, Florida	Ft. Lauderdale, Florida	870	
6/16/2022	Eagle LNG Partners Jacksonville II LLC	Tiger Paw Marketing LLC	2017-79-LNG	Antigua and Barbuda	Hohebank	Eagle LNG Maxville, Florida	Ft. Lauderdale, Florida	866	
6/17/2022	Eagle LNG Partners Jacksonville II LLC	Tiger Paw Marketing LLC	2017-79-LNG	Jamaica	AS Sabrina	Eagle LNG Maxville, Florida	Miami, Florida	870	
6/24/2022	Eagle LNG Partners Jacksonville II LLC	Tiger Paw Marketing LLC	2017-79-LNG	Jamaica	AS Savanna	Eagle LNG Maxville, Florida	Miami, Florida	736	
6/24/2022	Eagle LNG Partners Jacksonville II LLC	Tiger Paw Marketing LLC	2017-79-LNG	Jamaica	AS Savanna	Eagle LNG Maxville, Florida	Miami, Florida	869	

[S] Spot – a one-time transaction for near-term delivery of a specific quantity of LNG at a specific location. Spot cargos could be included in either long-term or short-term authorized types.

[*] Split cargo – a single shipment of LNG where portions of the cargo have different transactional characteristics. For instance, a single cargo can have more than one buyer, supplier, price, unloading port, loading port, or DOE authorization.

[C] Commissioning cargo – pre-commercial cargo loaded while export facility operations are still undergoing final testing and inspection. Commissioning cargos may occur multiple times for the same facility as individual LNG trains enter service.

Countries of destination are current as of publication date. Any updates to countries of destination reported will be published in the next scheduled LNG Monthly.

VESSEL-BORNE EXPORTS OF DOMESTICALLY-PRODUCED LIQUEFIED NATURAL GAS (LNG) SHIPPED BY ISO CONTAINER

Table 2b

Date of Departure	Name of Exporter	Supplier	Docket Number	Country of Destination	Name of Ocean Going Vessel	ISO Container Loading Facility & Location	U.S. Export Port or Terminal	Volume (Mcf of Natural Gas)	Notes
6/24/2022	Eagle LNG Partners Jacksonville II LLC	Tiger Paw Marketing LLC	2017-79-LNG	Jamaica	AS Savanna	Eagle LNG Maxville, Florida	Miami, Florida	868	
6/30/2022	Eagle LNG Partners Jacksonville II LLC	Tiger Paw Marketing LLC	2017-79-LNG	Antigua and Barbuda	AS Laetitia	Eagle LNG Maxville, Florida	Ft. Lauderdale, Florida	870	
7/1/2022	Eagle LNG Partners Jacksonville II LLC	Tiger Paw Marketing LLC	2017-79-LNG	Jamaica	AS Sabrina	Eagle LNG Maxville, Florida	Miami, Florida	869	
7/7/2022	Eagle LNG Partners Jacksonville II LLC	Tiger Paw Marketing LLC	2017-79-LNG	Antigua and Barbuda	Artemis	Eagle LNG Maxville, Florida	Ft. Lauderdale, Florida	870	
7/8/2022	Eagle LNG Partners Jacksonville II LLC	Tiger Paw Marketing LLC	2017-79-LNG	Jamaica	AS Savanna	Eagle LNG Maxville, Florida	Miami, Florida	870	
7/15/2022	Eagle LNG Partners Jacksonville II LLC	Tiger Paw Marketing LLC	2017-79-LNG	Jamaica	AS Sabrina	Eagle LNG Maxville, Florida	Miami, Florida	873	
7/21/2022	Eagle LNG Partners Jacksonville II LLC	Tiger Paw Marketing LLC	2017-79-LNG	Antigua and Barbuda	Contship Air	Eagle LNG Maxville, Florida	Ft. Lauderdale, Florida	872	
7/29/2022	Eagle LNG Partners Jacksonville II LLC	Tiger Paw Marketing LLC	2017-79-LNG	Jamaica	AS Sabrina	Eagle LNG Maxville, Florida	Miami, Florida	870	
7/29/2022	Eagle LNG Partners Jacksonville II LLC	Tiger Paw Marketing LLC	2017-79-LNG	Jamaica	AS Sabrina	Eagle LNG Maxville, Florida	Miami, Florida	868	
8/3/2022	Eagle LNG Partners Jacksonville II LLC	Tiger Paw Marketing LLC	2017-79-LNG	Antigua and Barbuda	Artemis	Eagle LNG Maxville, Florida	Ft. Lauderdale, Florida	869	
8/11/2022	Eagle LNG Partners Jacksonville II LLC	Tiger Paw Marketing LLC	2017-79-LNG	Antigua and Barbuda	Artemis	Eagle LNG Maxville, Florida	Ft. Lauderdale, Florida	869	
8/11/2022	Eagle LNG Partners Jacksonville II LLC	Tiger Paw Marketing LLC	2017-79-LNG	Jamaica	AS Sabrina	Eagle LNG Maxville, Florida	Miami, Florida	872	
8/26/2022	Eagle LNG Partners Jacksonville II LLC	Tiger Paw Marketing LLC	2017-79-LNG	Jamaica	AS Sabrina	Eagle LNG Maxville, Florida	Miami, Florida	869	
9/16/2022	Eagle LNG Partners Jacksonville II LLC	Tiger Paw Marketing LLC	2017-79-LNG	Antigua and Barbuda	Contship Air	Eagle LNG Maxville, Florida	Ft. Lauderdale, Florida	873	
9/16/2022	Eagle LNG Partners Jacksonville II LLC	Tiger Paw Marketing LLC	2017-79-LNG	Antigua and Barbuda	Contship Air	Eagle LNG Maxville, Florida	Ft. Lauderdale, Florida	872	
9/23/2022	Eagle LNG Partners Jacksonville II LLC	Tiger Paw Marketing LLC	2017-79-LNG	Jamaica	AS Sabrina	Eagle LNG Maxville, Florida	Miami, Florida	784	
9/23/2022	Eagle LNG Partners Jacksonville II LLC	Tiger Paw Marketing LLC	2017-79-LNG	Jamaica	AS Sabrina	Eagle LNG Maxville, Florida	Miami, Florida	873	
9/23/2022	Eagle LNG Partners Jacksonville II LLC	Tiger Paw Marketing LLC	2017-79-LNG	Jamaica	AS Sabrina	Eagle LNG Maxville, Florida	Miami, Florida	875	
9/26/2022	Eagle LNG Partners Jacksonville II LLC	Tiger Paw Marketing LLC	2017-79-LNG	Jamaica	AS Sabrina	Eagle LNG Maxville, Florida	Miami, Florida	872	
9/26/2022	Eagle LNG Partners Jacksonville II LLC	Tiger Paw Marketing LLC	2017-79-LNG	Jamaica	AS Sabrina	Eagle LNG Maxville, Florida	Miami, Florida	867	
9/27/2022	Eagle LNG Partners Jacksonville II LLC	Tiger Paw Marketing LLC	2017-79-LNG	Antigua and Barbuda	JSP BORA	Eagle LNG Maxville, Florida	Ft. Lauderdale, Florida	874	
TOTAL Exports of LNG (ISO)								57,145	

[S] Spot – a one-time transaction for near-term delivery of a specific quantity of LNG at a specific location. Spot cargos could be included in either long-term or short-term authorized types.

[*] Split cargo – a single shipment of LNG where portions of the cargo have different transactional characteristics. For instance, a single cargo can have more than one buyer, supplier, price, unloading port, loading port, or DOE authorization.

[C] Commissioning cargo – pre-commercial cargo loaded while export facility operations are still undergoing final testing and inspection. Commissioning cargos may occur multiple times for the same facility as individual LNG trains enter service.

Countries of destination are current as of publication date. Any updates to countries of destination reported will be published in the next scheduled LNG Monthly.

VESSEL-BORNE EXPORTS OF DOMESTICALLY-PRODUCED LIQUEFIED NATURAL GAS (LNG) SHIPPED BY ISO CONTAINER

Table 2b

Date of Departure	Name of Exporter	Supplier	Docket Number	Country of Destination	Name of Ocean Going Vessel	ISO Container Loading Facility & Location	U.S. Export Port or Terminal	Volume (Mcf of Natural Gas)	Notes
1/14/2022	Carib Energy (USA) LLC	JAX LNG	2016-98-LNG	Barbados	AS Laetitia	Port Everglades, Florida	Ft. Lauderdale, Florida	877	[S]
TOTAL Exports of LNG (ISO)								877	

[S] **Spot** – a one-time transaction for near-term delivery of a specific quantity of LNG at a specific location. Spot cargos could be included in either long-term or short-term authorized types.

[*] **Split cargo** – a single shipment of LNG where portions of the cargo have different transactional characteristics. For instance, a single cargo can have more than one buyer, supplier, price, unloading port, loading port, or DOE authorization.

[C] **Commissioning cargo** – pre-commercial cargo loaded while export facility operations are still undergoing final testing and inspection. Commissioning cargos may occur multiple times for the same facility as individual LNG trains enter service.

Countries of destination are current as of publication date. Any updates to countries of destination reported will be published in the next scheduled *LNG Monthly*.

Office of Fossil Energy and Carbon Management
 Office of Resource Sustainability
 Office of Regulation, Analysis, and Engagement
 Division of Natural Gas Regulation
 Phone: 202-586-7991
 Email: ngreports@hq.doe.gov



U.S. DEPARTMENT OF
ENERGY

Fossil Energy and
 Carbon Management

OFFICE OF RESOURCE SUSTAINABILITY

VESSEL-BORNE RE-EXPORTS OF LIQUEFIED NATURAL GAS (LNG)

Table 2c

Date of Departure	Authorization Holder	Supplier(s)	Exporter	Purchaser	Docket Number	Country of Destination	Name of Tanker	Departure Terminal	Volume (Mcf of Natural Gas)	Notes
4/6/2022	Carib Energy (USA) LLC	Naturgy Aprovisionamientos S.A.	Carib Energy (USA) LLC	BARBADOS NATIONAL OIL COMPANY	21-99-LNG	Barbados	Midnight Reign	Penuelas, Puerto Rico	16,979	
4/25/2022	Carib Energy (USA) LLC	Naturgy Aprovisionamientos S.A.	Carib Energy (USA) LLC	BARBADOS NATIONAL OIL COMPANY	21-99-LNG	Barbados	Midnight Reign	Penuelas, Puerto Rico	17,077	
5/9/2022	Carib Energy (USA) LLC	Naturgy Aprovisionamientos S.A.	Carib Energy (USA) LLC	BARBADOS NATIONAL OIL COMPANY	21-99-LNG	Barbados	Midnight Reign	Penuelas, Puerto Rico	17,132	
5/28/2022	Carib Energy (USA) LLC	Naturgy Aprovisionamientos S.A.	Carib Energy (USA) LLC	BARBADOS NATIONAL OIL COMPANY	21-99-LNG	Barbados	Midnight Reign	Penuelas, Puerto Rico	11,211	
6/14/2022	Carib Energy (USA) LLC	Naturgy Aprovisionamientos S.A.	Carib Energy (USA) LLC	BARBADOS NATIONAL OIL COMPANY	21-99-LNG	Barbados	Midnight Reign	Penuelas, Puerto Rico	11,088	
6/28/2022	Carib Energy (USA) LLC	Naturgy Aprovisionamientos S.A.	Carib Energy (USA) LLC	BARBADOS NATIONAL OIL COMPANY	21-99-LNG	Barbados	Midnight Reign	Penuelas, Puerto Rico	11,119	
7/4/2022	Carib Energy (USA) LLC	Naturgy Aprovisionamientos S.A.	Carib Energy (USA) LLC	BARBADOS NATIONAL OIL COMPANY	2021-99-LNG	Barbados	Midnight Reign	Penuelas, Puerto Rico	11,113	
7/13/2022	Carib Energy (USA) LLC	Naturgy Aprovisionamientos S.A.	Carib Energy (USA) LLC	BARBADOS NATIONAL OIL COMPANY	2021-99-LNG	Barbados	Midnight Reign	Penuelas, Puerto Rico	11,084	
7/26/2022	Carib Energy (USA) LLC	Naturgy Aprovisionamientos S.A.	Carib Energy (USA) LLC	BARBADOS NATIONAL OIL COMPANY	2021-99-LNG	Barbados	Midnight Reign	Penuelas, Puerto Rico	10,235	
8/8/2022	Carib Energy (USA) LLC	Naturgy Aprovisionamientos S.A.	Carib Energy (USA) LLC	BARBADOS NATIONAL OIL COMPANY	2021-99-LNG	Barbados	Midnight Reign	Penuelas, Puerto Rico	12,588	
8/23/2022	Carib Energy (USA) LLC	Naturgy Aprovisionamientos S.A.	Carib Energy (USA) LLC	BARBADOS NATIONAL OIL COMPANY	2021-99-LNG	Barbados	Midnight Reign	Penuelas, Puerto Rico	12,675	
9/5/2022	Carib Energy (USA) LLC	Naturgy Aprovisionamientos S.A.	Carib Energy (USA) LLC	BARBADOS NATIONAL OIL COMPANY	2021-99-LNG	Barbados	Midnight Reign	Penuelas, Puerto Rico	14,298	
9/22/2022	Carib Energy (USA) LLC	Naturgy Aprovisionamientos S.A.	Carib Energy (USA) LLC	BARBADOS NATIONAL OIL COMPANY	2021-99-LNG	Barbados	Midnight Tide	Ponce, Puerto Rico	6,771	
TOTAL Re-Exports of LNG									163,370	

[S] **Spot** - a one-time transaction for near-term delivery of a specific quantity of LNG at a specific location. Prior to 2006, spot cargos could be included in either long-term or short-term authorization types.

[*] **Split cargo** - a single shipment of LNG where portions of the cargo have different transactional characteristics. For instance, a single cargo can have more than one buyer, supplier, price, unloading port, loading port, or DOE authorization.

[C] **Commissioning cargo** - pre-commercial cargo loaded while export facility operations are still undergoing final testing and inspection. Commissioning cargos may occur multiple times for the same facility as individual LNG trains enter service.

LNG Imports by Country of Origin (Bcf of Natural Gas)

Table 2d(i)

2022	January	February	March	April	May	June	July	August	September	October	November	December	TOTAL
Egypt	-	-	-	-	-	-	-	-	-	-	-	-	0.0
France	-	-	-	-	-	-	-	-	-	-	-	-	0.0
Nigeria	-	-	-	-	-	-	-	-	-	-	-	-	0.0
Norway	-	-	-	-	-	-	-	-	-	-	-	-	0.0
Qatar	-	-	-	-	-	-	-	-	-	-	-	-	0.0
Trinidad	6.4	2.8	2.6	-	0.5	-	2.7	2.9	-	-	-	-	17.9
United Kingdom	-	-	-	-	-	-	-	-	-	-	-	-	0.0
Yemen	-	-	-	-	-	-	-	-	-	-	-	-	0.0
TOTAL Imports of LNG	6.4	2.8	2.6	-	0.5	-	2.7	2.9	-	-	-	-	17.9

LNG Imports by Receiving Terminal (Bcf of Natural Gas)

Table 2d(ii)

2022	January	February	March	April	May	June	July	August	September	October	November	December	TOTAL
Cameron, LA	-	-	-	-	-	-	-	-	-	-	-	-	0.0
Cove Point, MD	-	-	-	-	-	-	-	-	-	-	-	-	0.0
Elba Island, GA	-	-	-	-	-	-	-	-	-	-	-	-	0.0
Everett, MA	5.1	2.9	2.6	-	0.5	-	2.7	2.9	-	-	-	-	16.7
Freeport, TX	-	-	-	-	-	-	-	-	-	-	-	-	0.0
Golden Pass, TX	-	-	-	-	-	-	-	-	-	-	-	-	0.0
Gulf LNG, MS	-	-	-	-	-	-	-	-	-	-	-	-	0.0
Lake Charles, LA	-	-	-	-	-	-	-	-	-	-	-	-	0.0
Neptune Deepwater Port	-	-	-	-	-	-	-	-	-	-	-	-	0.0
Northeast Gateway	1.2	1.6	-	-	-	-	-	-	-	-	-	-	2.8
TOTAL Imports of LNG	6.4	4.4	2.6	-	0.5	-	2.7	2.9	-	-	-	-	19.5

LNG Imports by Company (Bcf of Natural Gas)

Table 2d(iii)

2022	January	February	March	April	May	June	July	August	September	October	November	December	TOTAL
BG LNG Services, LLC	-	-	-	-	-	-	-	-	-	-	-	-	0.0
BP Energy	-	-	-	-	-	-	-	-	-	-	-	-	0.0
Cheniere Marketing LLC	-	-	-	-	-	-	-	-	-	-	-	-	0.0
ConocoPhillips	-	-	-	-	-	-	-	-	-	-	-	-	0.0
Constellation LNG, LLC	5.1	2.9	2.6	-	0.5	-	2.7	2.9	-	-	-	-	16.7
Engie Gas & LNG LLC	-	-	-	-	-	-	-	-	-	-	-	-	0.0
Excelerate Energy Gas Marketing L.P.	1.2	1.6	-	-	-	-	-	-	-	-	-	-	2.8
Freeport LNG Development, L.P.	-	-	-	-	-	-	-	-	-	-	-	-	0.0
Pacific Summit Energy LLC	-	-	-	-	-	-	-	-	-	-	-	-	0.0
Sempra LNG Marketing	-	-	-	-	-	-	-	-	-	-	-	-	0.0
Shell NA LNG LLC	-	-	-	-	-	-	-	-	-	-	-	-	0.0
Statoil Natural Gas	-	-	-	-	-	-	-	-	-	-	-	-	0.0
Total Gas & Power	-	-	-	-	-	-	-	-	-	-	-	-	0.0
Total Imports of LNG	6.4	4.4	2.6	-	0.5	-	2.7	2.9	-	-	-	-	19.5

*Very small volumes shown as zero due to rounding.

SHORT-TERM VESSEL-BORNE IMPORTS OF LIQUEFIED NATURAL GAS

Table 2e(i)

Date of Arrival	Name of Importer	Seller	Docket Number	Country of Origin	Name of Tanker	Receiving Terminal	Volume (Mcf of Natural Gas)	Notes
1/4/2022	Excelerate Energy Gas Marketing L.P.		2021-36-LNG	Trinidad	Exemplar	Northeast Gateway	1,246,356	[S]
2/1/2022	Excelerate Energy Gas Marketing L.P.		2021-36-LNG	Trinidad	Exemplar	Northeast Gateway	1,593,156	[S]
TOTAL Short-Term Imports of LNG							2,839,512	

[S] Spot - a one-time transaction for near-term delivery of a specific quantity of LNG at a specific location. Prior to 2006, spot cargos could be included in either long-term or short-term authorization types.

[*] Split cargo - a single shipment of LNG where portions of the cargo have different transactional characteristics. For instance, a single cargo can have more than one buyer, supplier, price, unloading port, loading port, or DOE authorization.

LONG-TERM VESSEL-BORNE IMPORTS OF LIQUEFIED NATURAL GAS

Table 2e(ii)

Date of Arrival	Name of Importer	Seller	Docket Number	Country of Origin	Name of Tanker	Receiving Terminal	Volume (Mcf of Natural Gas)	Notes
1/8/2022	Constellation LNG, LLC	Naturgy LNG Marketing Limited	2019-5-LNG	Trinidad	Cadiz Knutsen	Everett, Massachusetts	1,155,146	
1/13/2022	Constellation LNG, LLC	Naturgy LNG Marketing Limited	2019-5-LNG	Trinidad	Methane Lydon Volney	Everett, Massachusetts	1,139,618	
1/26/2022	Constellation LNG, LLC	Naturgy LNG Marketing Limited	2019-5-LNG	Trinidad	Cadiz Knutsen	Everett, Massachusetts	2,840,362	
2/9/2022	Constellation LNG, LLC	Naturgy LNG Marketing Limited	2019-5-LNG	Trinidad	Castillo de Villalba	Everett, Massachusetts	2,854,628	
3/1/2022	Constellation LNG, LLC	Naturgy LNG Marketing Limited	2019-5-LNG	Trinidad	Methane Lydon Volney	Everett, Massachusetts	1,266,120	
3/24/2022	Constellation LNG, LLC	Naturgy LNG Marketing Limited	2019-5-LNG	Trinidad	Catalunya Spirit	Everett, Massachusetts	1,333,998	
5/23/2022	Constellation LNG, LLC	Naturgy LNG Marketing Limited	2019-5-LNG	Trinidad	Catalunya Spirit	Everett, Massachusetts	481,654	
7/17/2022	Constellation LNG, LLC	Naturgy LNG Marketing Limited	2019-5-LNG	Trinidad	Neo Energy	Everett, Massachusetts	2,736,485	
8/30/2022	Constellation LNG, LLC	Naturgy LNG Marketing Limited	2019-5-LNG	Trinidad	Iberica Knutsen	Everett, Massachusetts	2,861,900	
TOTAL Long-Term Imports of LNG							16,669,911	

TOTAL LNG IMPORTS **19,509,423**

[S] Spot - a one-time transaction for near-term delivery of a specific quantity of LNG at a specific location. Prior to 2006, spot cargos could be included in either long-term or short-term authorization types.

[*] Split cargo - a single shipment of LNG where portions of the cargo have different transactional characteristics. For instance, a single cargo can have more than one buyer, supplier, price, unloading port, loading port, or DOE authorization.

[E-P] - a portion of this cargo was delivered to Everett, MA on 16 February 2017 and a portion was delivered to Ponce, Puerto Rico on 22 February 2017.

VESSEL-BORNE IMPORTS OF LIQUEFIED NATURAL GAS (LNG) TO PUERTO RICO

Table 2f

Date of Arrival	Name of Importer	Seller	Docket Number	Country of Origin	Name of Tanker	Receiving Terminal	Volume (Mcf of Natural Gas)	Notes
1/7/2022	NFEnergía LLC	NFE North Trading Ltd	2020-7-LNG	Brazil	JS Ineos Independence	San Juan, Puerto Rico	15,961	[S]
1/10/2022	Naturgy Aprovisionamientos S.A.	Naturgy Aprovisionamientos S.A.	2020-116-LNG	Trinidad	Tristar Ruby	Ponce, Puerto Rico	1,435,919	[*]
1/14/2022	NFEnergía LLC	NFE North Trading Ltd	2020-7-LNG	Brazil	Coral Antheia	San Juan, Puerto Rico	8,059	[S]
1/21/2022	NFEnergía LLC	NFE North Trading Ltd	2020-7-LNG	Brazil	Coral Antheia	San Juan, Puerto Rico	12,158	[S]
1/22/2022	Naturgy Aprovisionamientos S.A.	Naturgy Aprovisionamientos S.A.	2020-116-LNG	Trinidad	Methane Lydon Volney	Ponce, Puerto Rico	964,767	[*]
1/28/2022	NFEnergía LLC	NFE North Trading Ltd	2020-7-LNG	Brazil	Coral Antheia	San Juan, Puerto Rico	13,961	[S]
2/1/2022	Naturgy Aprovisionamientos S.A.	Naturgy Aprovisionamientos S.A.	2020-116-LNG	Spain	Catalunya Spirit	Ponce, Puerto Rico	880,871	[*]
2/2/2022	NFEnergía LLC	NFE North Trading Ltd	2020-7-LNG	Trinidad	Coral Antheia	San Juan, Puerto Rico	7,281	[S]
2/11/2022	NFEnergía LLC	NFE North Trading Ltd	2020-7-LNG	Trinidad	Coral Antheia	San Juan, Puerto Rico	15,143	[S]
2/16/2022	Naturgy Aprovisionamientos S.A.	Naturgy Aprovisionamientos S.A.	2020-116-LNG	Spain	Catalunya Spirit	Ponce, Puerto Rico	1,373,904	[*]
2/18/2022	NFEnergía LLC	NFE North Trading Ltd	2020-7-LNG	Trinidad	Coral Antheia	San Juan, Puerto Rico	114,640	[S]
2/27/2022	Naturgy Aprovisionamientos S.A.	Naturgy Aprovisionamientos S.A.	2020-116-LNG	Trinidad	BW GDF Suez Boston	Ponce, Puerto Rico	1,337,860	[*]
3/2/2022	NFEnergía LLC	NFE North Trading Ltd	2020-7-LNG	Trinidad	JS Ineos Independence	San Juan, Puerto Rico	385,586	[S]
3/11/2022	Naturgy Aprovisionamientos S.A.	Naturgy Aprovisionamientos S.A.	2020-116-LNG	Trinidad	BW GDF Suez Boston	Ponce, Puerto Rico	1,383,184	[*]
3/12/2022	NFEnergía LLC	NFE North Trading Ltd	2020-7-LNG	Trinidad	Coral Antheia	San Juan, Puerto Rico	122,424	[S]
3/18/2022	NFEnergía LLC	NFE North Trading Ltd	2020-7-LNG	Trinidad	JS Ineos Independence	San Juan, Puerto Rico	396,985	[S]
3/23/2022	Naturgy Aprovisionamientos S.A.	Naturgy Aprovisionamientos S.A.	2020-116-LNG	Trinidad	Methane Lydon Volney	Ponce, Puerto Rico	1,444,512	[*]
4/2/2022	NFEnergía LLC	NFE North Trading Ltd	2022-4-LNG	Trinidad	Coral Antheia	San Juan, Puerto Rico	126,177	[S]
4/5/2022	Naturgy Aprovisionamientos S.A.	Naturgy Aprovisionamientos S.A.	2020-116-LNG	Trinidad	BW GDF Suez Boston	Ponce, Puerto Rico	1,700,212	[*]
4/6/2022	NFEnergía LLC	NFE North Trading Ltd	2022-4-LNG	Trinidad	Coral Encanto	San Juan, Puerto Rico	585,744	[S]
4/22/2022	Naturgy Aprovisionamientos S.A.	Naturgy Aprovisionamientos S.A.	2020-116-LNG	Trinidad	Catalunya Spirit	Ponce, Puerto Rico	1,460,529	[*]
4/25/2022	NFEnergía LLC	NFE North Trading Ltd	2022-4-LNG	Nigeria	JS Ineos Independence	San Juan, Puerto Rico	207,094	[S]
5/6/2022	NFEnergía LLC	NFE North Trading Ltd	2022-4-LNG	Nigeria	Coral Encanto	San Juan, Puerto Rico	353,458	[S]
5/7/2022	Naturgy Aprovisionamientos S.A.	Naturgy Aprovisionamientos S.A.	2020-116-LNG	Trinidad	Catalunya Spirit	Ponce, Puerto Rico	1,188,635	[*]
5/14/2022	NFEnergía LLC	NFE North Trading Ltd	2022-4-LNG	Nigeria	Coral Encanto	San Juan, Puerto Rico	283,586	[S]
5/14/2022	NFEnergía LLC	NFE North Trading Ltd	2022-4-LNG	Nigeria	JS Ineos Insight	San Juan, Puerto Rico	417,300	[S]
5/19/2022	Naturgy Aprovisionamientos S.A.	Naturgy Aprovisionamientos S.A.	2020-116-LNG	Trinidad	Methane Lydon Volney	Ponce, Puerto Rico	1,402,960	[*]
5/31/2022	Naturgy Aprovisionamientos S.A.	Naturgy Aprovisionamientos S.A.	2020-116-LNG	Trinidad	Methane Lydon Volney	Ponce, Puerto Rico	1,403,154	[*]
6/1/2022	NFEnergía LLC	NFE North Trading Ltd	2022-4-LNG	Trinidad	Coral Encanto	San Juan, Puerto Rico	254,443	[S]
6/10/2022	Naturgy Aprovisionamientos S.A.	Naturgy Aprovisionamientos S.A.	2020-116-LNG	Trinidad	Catalunya Spirit	Ponce, Puerto Rico	1,098,699	[*]
6/17/2022	NFEnergía LLC	NFE North Trading Ltd	2022-4-LNG	Trinidad	Coral Encanto	San Juan, Puerto Rico	583,714	[S]
6/19/2022	Naturgy Aprovisionamientos S.A.	Naturgy Aprovisionamientos S.A.	2020-116-LNG	Nigeria	LNG Cross River	Ponce, Puerto Rico	1,372,913	[*]
6/29/2022	Naturgy Aprovisionamientos S.A.	Naturgy Aprovisionamientos S.A.	2020-116-LNG	Nigeria	LNG Cross River	Ponce, Puerto Rico	1,347,435	[*]
6/30/2022	NFEnergía LLC	NFE North Trading Ltd	2022-4-LNG	Trinidad	Coral Encanto	San Juan, Puerto Rico	245,616	[S]
7/2/2022	NFEnergía LLC	NFE North Trading Ltd	2022-4-LNG	Trinidad	Coral Encanto	San Juan, Puerto Rico	237,517	[S]
7/12/2022	NFEnergía LLC	NFE North Trading Ltd	2022-4-LNG	Trinidad	Coral Encanto	San Juan, Puerto Rico	607,163	[S]
7/14/2022	Naturgy Aprovisionamientos S.A.	Naturgy Aprovisionamientos S.A.	2020-116-LNG	Oman	Gaslog Sydney	Ponce, Puerto Rico	1,412,709	SL
7/20/2022	NFEnergía LLC	NFE North Trading Ltd	2022-4-LNG	Trinidad	Coral Encanto	San Juan, Puerto Rico	385,675	[S]
7/25/2022	Naturgy Aprovisionamientos S.A.	Naturgy Aprovisionamientos S.A.	2020-116-LNG	Oman	Gaslog Sydney	Ponce, Puerto Rico	1,434,662	[*]
7/30/2022	NFEnergía LLC	NFE North Trading Ltd	2022-4-LNG	Trinidad	Coral Encanto	San Juan, Puerto Rico	634,079	[S]
8/3/2022	NFEnergía LLC	NFE North Trading Ltd	2022-4-LNG	Trinidad	Coral Encanto	San Juan, Puerto Rico	148,286	[S]
8/5/2022	Naturgy Aprovisionamientos S.A.	Naturgy Aprovisionamientos S.A.	2020-116-LNG	Trinidad	BW GDF Suez Boston	Ponce, Puerto Rico	1,395,550	[*]
8/6/2022	NFEnergía LLC	NFE North Trading Ltd	2022-4-LNG	Trinidad	Coral Encanto	San Juan, Puerto Rico	605,537	[S]
8/12/2022	NFEnergía LLC	NFE North Trading Ltd	2022-4-LNG	Trinidad	Coral Encanto	San Juan, Puerto Rico	148,709	[S]
8/18/2022	Naturgy Aprovisionamientos S.A.	Naturgy Aprovisionamientos S.A.	2020-116-LNG	Oman	Cadiz Knutsen	Ponce, Puerto Rico	1338940	[*]

Note: Naturgy Aprovisionamientos S.A. (formerly Gas Natural Aprovisionamientos SDG. S.A.)

[S] Spot – a one-time transaction for near-term delivery of a specific quantity of LNG at a specific location.

[*] Split cargo – a single shipment of LNG where portions of the cargo have different transactional characteristics. For instance, a single cargo can have more than one buyer, supplier, price, unloading port, loading port, or DOE authorization.

VESSEL-BORNE IMPORTS OF LIQUEFIED NATURAL GAS (LNG) TO PUERTO RICO

Table 2f

Date of Arrival	Name of Importer	Seller	Docket Number	Country of Origin	Name of Tanker	Receiving Terminal	Volume (Mcf of Natural Gas)	Notes
8/20/2022	NFEnergia LLC	NFE North Trading Ltd	2022-4-LNG	Trinidad	Coral Encanto	San Juan, Puerto Rico	607,261	[S]
8/24/2022	NFEnergia LLC	NFE North Trading Ltd	2022-4-LNG	Trinidad	Coral Encanto	San Juan, Puerto Rico	148,286	[S]
8/26/2022	NFEnergia LLC	NFE North Trading Ltd	2022-4-LNG	Trinidad	Coral Encanto	San Juan, Puerto Rico	460,345	[S]
8/30/2022	Naturgy Aprovisionamientos S.A.	Naturgy Aprovisionamientos S.A.	2020-116-LNG	Oman	Cadiz Knutsen	Ponce, Puerto Rico	1,327,194	[*]
9/2/2022	NFEnergia LLC	NFE North Trading Ltd	2022-4-LNG	Trinidad	Avenir Accolade	San Juan, Puerto Rico	144,621	[S]
9/6/2022	NFEnergia LLC	NFE North Trading Ltd	2022-4-LNG	Trinidad	Coral Encanto	San Juan, Puerto Rico	602,670	[S]
9/8/2022	Naturgy Aprovisionamientos S.A.	Naturgy Aprovisionamientos S.A.	2020-116-LNG	Trinidad	BW GDF Suez Boston	Ponce, Puerto Rico	1,190,025	[*]
9/12/2022	NFEnergia LLC	NFE North Trading Ltd	2022-4-LNG	Trinidad	Avenir Accolade	San Juan, Puerto Rico	148,325	[S]
9/13/2022	NFEnergia LLC	NFE North Trading Ltd	2022-4-LNG	Trinidad	Coral Encanto	San Juan, Puerto Rico	466,433	[S]
9/16/2022	Naturgy Aprovisionamientos S.A.	Naturgy Aprovisionamientos S.A.	2020-116-LNG	Spain	Castillo de Villalba	Ponce, Puerto Rico	1,303,939	[*]
9/21/2022	NFEnergia LLC	NFE North Trading Ltd	2022-4-LNG	Nigeria	Avenir Accolade	San Juan, Puerto Rico	142,217	[S]
TOTAL Imports of LNG to Puerto Rico							38,835,027	

Note: Naturgy Aprovisionamientos S.A. (formerly Gas Natural Aprovisionamientos SDG. S.A.)

[S] Spot – a one-time transaction for near-term delivery of a specific quantity of LNG at a specific location.

[*] Split cargo – a single shipment of LNG where portions of the cargo have different transactional characteristics. For instance, a single cargo can have more than one buyer, supplier, price, unloading port, loading port, or DOE authorization.

**Detailed Tables
On
Imports & Exports**

Table 3a

Natural Gas Pipeline Imports by Point of Entry and Type of Authorization 3rd Quarter 2022								
Long-Term Natural Gas Imports								
Point of Entry	July		August		September		Quarter Total	
	Volume (MMcf)	Avg. Price (\$/MMBtu)	Volume (MMcf)	Avg. Price (\$/MMBtu)	Volume (MMcf)	Avg. Price (\$/MMBtu)	Volume (MMcf)	Avg. Price (\$/MMBtu)
Calais, Maine	110	\$16.45	89	\$18.48	37	\$18.68	235	\$17.56
Eastport, Idaho	101	\$7.15	107	\$9.56	114	\$8.94	322	\$8.58
Everett, Massachusetts	2,736	\$11.38	2,862	\$14.61	-	-	5,598	\$13.03
Noyes, Minnesota	284	\$5.57	254	\$7.25	216	\$5.83	755	\$6.21
Pittsburg, New Hampshire	604	\$7.04	540	\$9.17	220	\$9.45	1,364	\$8.27
Waddington, New York	474	\$6.92	129	\$8.46	5	\$6.98	609	\$7.25
TOTAL	4,310	\$9.93	3,981	\$13.15	592	\$8.58	8,883	\$11.28

Notes

- Very small volumes shown as zero due to rounding

Natural Gas Pipeline Imports by Point of Entry and Type of Authorization 3rd Quarter 2022								
Short-Term Natural Gas Imports								
Point of Entry	July		August		September		Quarter Total	
	Volume (MMcf)	Avg. Price (\$/MMBtu)	Volume (MMcf)	Avg. Price (\$/MMBtu)	Volume (MMcf)	Avg. Price (\$/MMBtu)	Volume (MMcf)	Avg. Price (\$/MMBtu)
Alcan, Alaska	-	-	-	-	4	\$6.93	4	\$6.93
Babb, Montana	3,587	\$4.38	4,131	\$2.37	3,531	\$3.33	11,249	\$3.31
Blaine, Washington	5	\$11.14	13	\$10.93	11	\$8.73	29	\$10.12
Calais, Maine	234	\$7.31	140	\$8.71	61	\$6.70	434	\$7.68
Champlain, New York	168	\$7.50	113	\$7.96	123	\$6.80	404	\$7.41
Detroit, Michigan	751	\$6.80	1,715	\$8.32	1,654	\$7.77	4,120	\$7.82
Eastport, Idaho	69,672	\$5.28	69,361	\$4.64	73,040	\$4.53	212,074	\$4.81
Galvan Ranch, Texas	22	\$5.58	24	\$7.60	20	\$7.85	67	\$7.00
Grand Island, New York	3,452	\$7.31	2,377	\$7.38	3,664	\$7.26	9,493	\$7.31
Highgate Springs, Vermont	615	\$6.39	646	\$7.71	659	\$7.61	1,919	\$7.25
Houlton, Maine	27	\$7.13	24	\$9.31	28	\$9.14	80	\$8.51
Massena, New York	37	\$6.97	36	\$8.45	39	\$7.16	112	\$7.52
Noyes, Minnesota	37,773	\$5.77	39,209	\$7.36	40,678	\$6.51	117,659	\$6.56
Otay Mesa, California	174	\$13.54	151	\$24.33	113	\$26.56	437	\$20.62
Pittsburg, New Hampshire	9,022	\$7.28	7,179	\$7.93	8,320	\$6.70	24,520	\$7.28
Port of Morgan, Montana	21,244	\$5.75	19,125	\$5.37	17,547	\$5.67	57,916	\$5.60
Portal, North Dakota	-	\$3.32	1	\$13.87	-	\$4.29	1	\$11.72
Sherwood, North Dakota	55,600	\$5.87	49,192	\$6.96	46,457	\$6.36	151,250	\$6.37
St. Clair, Michigan	7,662	\$6.54	5,028	\$8.39	5,818	\$7.39	18,509	\$7.31
Sumas, Washington	36,087	\$5.49	29,713	\$7.66	33,527	\$6.80	99,327	\$6.58
Waddington, New York	15,305	\$7.56	12,334	\$8.50	5,783	\$7.40	33,422	\$7.88
Warroad, Minnesota	200	\$6.85	194	\$7.50	147	\$8.55	541	\$7.55
Whitlash, Montana	206	\$4.30	158	\$2.28	133	\$3.16	497	\$3.35
TOTAL	261,842	\$5.81	240,866	\$6.40	241,357	\$5.90	744,065	\$6.03

Notes

- Very small volumes shown as zero due to rounding

Table 3b

Natural Gas Imports by U.S. Market Area 3rd Quarter 2022								
	July		August		September		Quarter Total	
	Volume (Bcf)	Avg. Price (\$/MMBtu)	Volume (Bcf)	Avg. Price (\$/MMBtu)	Volume (Bcf)	Avg. Price (\$/MMBtu)	Volume (Bcf)	Avg. Price (\$/MMBtu)
Midwest	126.9	\$5.83	120.1	\$6.52	122.4	\$6.01	369.3	\$6.11
Northeast	34.5	\$7.66	28.5	\$8.83	20.8	\$7.05	83.7	\$7.91
South	-	-	-	-	-	-	-	-
West	104.8	\$5.36	96.3	\$5.82	98.8	\$5.53	299.9	\$5.56
Total CONUS*								
Imports	266.2	\$5.88	244.8	\$6.51	241.9	\$5.90	752.9	\$6.09
Puerto Rico	4.7	\$10.60	6.2	\$12.50	4.0	\$12.71	14.9	\$11.95

Notes

- Continental United States (i.e., the lower 48 states)
- Table includes all types of natural gas and all modes of transportation

Natural Gas Pipeline Exports by Point of Exit and Type of Authorization 3rd Quarter 2022								
Long-Term Natural Gas Exports								
Point of Exit	July		August		September		Quarter Total	
	Volume (MMcf)	Avg. Price (\$/MMBtu)	Volume (MMcf)	Avg. Price (\$/MMBtu)	Volume (MMcf)	Avg. Price (\$/MMBtu)	Volume (MMcf)	Avg. Price (\$/MMBtu)
Calais, Maine	903	\$8.41	900	\$10.86	609	\$10.76	2,413	\$9.92
Niagara Falls, New York	2,217	\$6.77	2,216	\$8.26	2,332	\$6.98	6,765	\$7.33
Portal, North Dakota	48	\$6.13	53	\$5.60	2,339	\$8.66	101	\$5.85
Rio Grande City, Texas	3,130	\$6.78	2,231	\$8.73	1,174	\$8.66	7,700	\$7.92
Roma, Texas	1,216	\$6.39	1,214	\$8.39	862	\$8.58	3,604	\$7.80
TOTAL	7,514	\$6.91	6,614	\$8.78	7,315	\$8.29	20,582	\$7.93

Natural Gas Pipeline Exports by Point of Exit and Type of Authorization 3rd Quarter 2022								
Short-Term Natural Gas Exports								
Point of Exit	July		August		September		Quarter Total	
	Volume (MMcf)	Avg. Price (\$/MMBtu)	Volume (MMcf)	Avg. Price (\$/MMBtu)	Volume (MMcf)	Avg. Price (\$/MMBtu)	Volume (MMcf)	Avg. Price (\$/MMBtu)
Alamo, Texas	1,802	\$7.04	1,068	\$8.84	862	\$8.58	3,732	\$7.91
Brownsville, Texas	30,496	\$7.02	28,888	\$8.58	28,560	\$7.40	87,944	\$7.66
Calais, Maine	6,235	\$7.34	6,751	\$8.47	6,488	\$7.23	19,474	\$7.70
Calexico, California	2,434	\$4.06	2,468	\$5.54	2,336	\$5.36	7,239	\$4.98
Clint, Texas	2,828	\$6.55	2,043	\$8.10	1,715	\$6.72	6,587	\$7.08
Del Rio, Texas	32	\$7.69	40	\$9.73	42	\$10.01	113	\$9.26
Detroit, Michigan	751	\$6.81	1,715	\$8.11	1,688	\$7.20	4,154	\$7.51
Douglas, Arizona	5,058	\$7.05	4,509	\$9.02	3,956	\$7.83	13,523	\$7.94
Eagle Pass, Texas	416	\$7.29	425	\$9.29	416	\$9.56	1,257	\$8.72
El Paso, Texas	8,388	\$6.37	8,468	\$8.05	7,686	\$7.22	24,542	\$7.21
Grand Island, New York	5,091	\$6.38	5,082	\$8.21	5,669	\$7.88	15,843	\$7.50
Hidalgo, Texas	4,105	\$6.45	3,952	\$8.42	4,540	\$8.70	12,596	\$7.88
Laredo, Texas	11,331	\$6.91	11,368	\$8.53	9,275	\$7.79	31,973	\$7.74
McAllen, Texas	4,195	\$6.90	4,058	\$8.79	3,041	\$8.99	11,294	\$8.14
Niagara Falls, New York	12273	\$6.44	12,203	\$8.19	12,561	\$7.23	37,036	\$7.28
Nogales, Arizona	43	\$6.33	46	\$8.07	43	\$8.73	132	\$7.72
Noyes, Minnesota	560	\$5.97	546	\$7.58	420	\$6.25	1,526	\$6.62
Ogilby, California	13386	\$7.38	12,859	\$9.96	11,866	\$10.03	38,111	\$9.08
Pittsburg, New Hampshire	12	\$7.91	11	\$8.41	-	-	23	\$8.16
Presidio, Texas	20781	\$6.49	20,171	\$7.81	18,025	\$6.72	58,977	\$7.01
Rio Bravo, Texas	6,467	\$6.95	5,664	\$8.72	5,706	\$7.41	17,837	\$7.66
Rio Grande City, Texas	42391	\$6.90	44,031	\$8.52	42,624	\$7.86	129,046	\$7.77
Roma, Texas	10341	\$6.91	9,796	\$8.64	9,992	\$8.46	30,129	\$7.98
San Elizario, Texas	18539	\$6.48	16,974	\$7.81	14,245	\$6.64	49,758	\$6.98
Sasabe, Arizona	180	\$6.17	207	\$8.68	156	\$8.52	543	\$7.80
Sault Ste. Marie, Michigan	1193	\$7.09	1,063	\$8.90	1,177	\$7.46	3,433	\$7.78
St. Clair, Michigan	38706	\$6.54	42,652	\$8.21	29,921	\$8.17	111,280	\$7.62
Sumas, Washington	78	\$6.62	189	\$7.67	393	\$7.98	659	\$7.73
Waddington, New York	456	\$6.76	395	\$8.52	620	\$6.90	1,472	\$7.29
TOTAL	248,565	\$6.74	189	\$7.67	224,023	\$7.72	720,231	\$7.61

Notes

• Very small volumes shown as zero due to rounding.

Long-Term Imports October 2021 - September 2022

Long-Term Importer (Supplier) FE Docket No. Volume (MMcf) Price (\$/MMBtu) and Point of Entry	Oct	Nov	Dec	Jan	Feb	Mar	Apr	May	Jun	Jul	Aug	Sep	Total Q3
Irving Oil Commercial GP & Irving Oil Terminals (Irving Oil Commercial GP) 15-165-NG													
Volume (in MMcf)		1,591	1,595	1,653	1,648	1,492	1,660	212	236	151	604	540	220
Total Price (Pittsburg, New Hampshire)		\$6.02	\$6.67	\$5.92	\$4.98	\$6.70	\$5.37	\$6.12	\$8.00	\$10.13	\$7.04	\$9.17	
REPSOL ENERGY NORTH AMERICA CORPORATION (Repsol Energy Canada Ltd.) 08-26-NG													
Volume (in MMcf)		190	370	667	6,362	980	297	225	249	97	110	89	37
Total Price (Calais, Maine)		\$11.07	\$9.80	\$8.78	\$8.85	\$11.51	\$8.18	\$13.01	\$12.69	\$15.10	\$16.45	\$18.48	
REPSOL ENERGY NORTH AMERICA CORPORATION (Repsol Energy Canada Ltd.) 08-26-NG													
Volume (in MMcf)		89	107	121	122	111	121	115	103	114	101	107	114
Total Price (Eastport, Idaho)		\$5.72	\$5.28	\$5.59	\$5.10	\$4.66	\$4.43	\$6.35	\$7.90	\$7.54	\$7.15	\$9.56	
REPSOL ENERGY NORTH AMERICA CORPORATION (Repsol Energy Canada Ltd.) 08-26-NG													
Volume (in MMcf)		-	-	-	-	-	-	234	226	279	284	254	216
Total Price (Noyes, Minnesota)								\$6.09	\$7.17	\$6.50	\$5.57	\$7.25	
REPSOL ENERGY NORTH AMERICA CORPORATION (Repsol Energy Canada Ltd.) 08-26-NG													
Volume (in MMcf)		743	-	-	-	-	-	342	344	68	474	129	5
Total Price (Waddington, New York)		\$5.25						\$6.53	\$7.94	\$7.44	\$6.92	\$8.46	
Q3 Total Volume													3,285

Notes

• Very small volumes shown as zero due to rounding.

• The Office of Management and Budget approved an Information Collection Extension for Form FE-746R, which enables the Office of Fossil Energy (FE) to publish a monthly volume-weighted average price for each point of import or export, instead of publishing a price for each transaction. This change became effective for July 2019 monthly data. The summarized prices by point of entry and exit are referenced by the appearance of this footnote. All transactions with a hyphen (-) will no longer display a transaction level price.

For additional information, please see the Federal Register Notice concerning this Information Collection Extension at <https://www.federalregister.gov/documents/2018/08/30/2018-18829/information-collection-extension>.

**Long-Term Exports
October 2021 - September 2022**

Long-Term Exporter (Supplier) FE Docket No. Volume (MMcf) Price (\$/MMBtu) and Point of Exit	Oct	Nov	Dec	Jan	Feb	Mar	Apr	May	Jun	Jul	Aug	Sep	Total Q3
Volume (in MMcf)	3	-	-	1	2	7	5	4	6	4	2	5	11
Total Price (Miami, Florida)	\$10.39			\$10.39	\$10.39	\$10.39	\$10.39	\$10.39	\$10.39	\$10.39	\$10.39	\$10.39	
Enbridge Gas Inc.													
(Various Suppliers)													
18-130-NG													
Volume (in MMcf)	341	-	-	-	-	-	-	-	-	-	-	-	-
Total Price (St. Clair, Michigan)	\$6.32	\$0.10	\$0.10										
Venture Global Calcasieu Pass, LLC													
(Venture Global Calcasieu Pass, LLC)													
13-69-LNG													
Volume (in MMcf)	-	-	-	-	-	-	759	-	912	6,923	3,415	-	10,337
Total Price (Cameron, Louisiana)							\$27.64		\$20.24	\$21.89	\$29.19		
Venture Global Calcasieu Pass, LLC													
(Venture Global Calcasieu Pass, LLC)													
15-25-LNG													
Volume (in MMcf)	-	-	-	-	-	18,193	16,979	25,223	31,206	26,217	30,355	38,474	95,046
Total Price (Cameron, Louisiana)						\$16.05	\$22.11	\$19.84	\$21.66	\$22.84	\$28.72	\$30.07	
American LNG Marketing, LLC													
(Peninsula Energy Services Co (Peninsula Energy Services Co))													
14-209-LNG													
Volume (in MMcf)	103	146	185	165	187	171	174	191	102	170	172	157	499
Total Price (Ft. Lauderdale, Florida)	\$10.00	\$10.00	\$10.00	\$10.00	\$10.00	\$10.00	\$10.00	\$10.00	\$10.00	\$10.00	\$10.00	\$10.00	
Cameron LNG, LLC													
(Mitsui & Co. Energy Marketing)													
11-145-LNG													
Volume (in MMcf)	6,990	3,697	-	3,356	3,486	-	-	3,577	3,620	6,915	3,698	2,794	13,407
Total Price (Cameron, Louisiana)	\$9.65	\$10.05		\$7.64	\$10.11			\$11.22	\$11.22	\$10.43	\$12.78	\$13.51	
Cameron LNG, LLC													
(Mitsui & Co. Energy Marketing)													
11-162-LNG													
Volume (in MMcf)	6,885	18,524	18,223	14,435	18,240	17,965	18,311	10,158	13,890	7,427	14,147	16,583	38,157
Total Price (Cameron, Louisiana)	\$9.65	\$9.97	\$9.21	\$7.64	\$10.11	\$8.24	\$9.09	\$11.22	\$13.02	\$10.43	\$12.78	\$13.51	
Cameron LNG, LLC													
(Various Suppliers)													
11-145-LNG													
Volume (in MMcf)		\$3,416.00	\$4,696.00			\$3,319.00	\$3,823.00			6,627	7,061	-	13,688
Total Price (Cameron, Louisiana)		\$8.95	\$7.37			\$7.54	\$9.35			\$10.39	\$12.74		
Cameron LNG, LLC													
(Various)													
11-162-LNG													
Volume (in MMcf)	38,794	32,508	38,468	43,375	32,629	39,090	35,523	26,810	33,681	31,131	28,550	33,252	92,933
Total Price (Cameron, Louisiana)	\$8.67	\$8.97	\$6.84	\$7.31	\$7.80	\$7.72	\$9.31	\$12.00	\$12.52	\$10.35	\$12.64	\$11.82	

**Long-Term Exports
October 2021 - September 2022**

Long-Term Exporter (Supplier) FE Docket No. Volume (MMcf) Price (\$/MMBtu) and Point of Exit	Oct	Nov	Dec	Jan	Feb	Mar	Apr	May	Jun	Jul	Aug	Sep	Total Q3
Volume (in MMcf)	3,486	11,532	13,223	11,649	10,444	10,737	11,546	12,143	8,384	13,448	3,466	11,379	28,294
Total Price (Cove Point, Maryland)	\$10.20	\$10.35	\$9.24	\$8.68	\$9.62	\$8.79	\$9.71	\$11.08	\$11.96	\$10.96	\$11.58	\$12.84	
Freeport LNG Expansion, L.P. and FLNG Liquefaction, LLC)) 10-160-LNG													
Volume (in MMcf)	16,120	3,352	18,465	6,911	13,408	4,972	3,922	7,036	6,781	-	-	-	-
Total Price (Freeport, Texas)	\$8.99	\$8.26	\$9.11	\$7.31	\$9.48	\$7.60	\$9.01	\$11.39	\$13.29				
Freeport LNG Expansion, L.P. and FLNG Liquefaction LNG Expansion, L.P. and FLNG Liquefaction, LLC)) 10-161-LNG													
Volume (in MMcf)	-	-	-	-	-	-	-	206	-	-	-	-	-
Total Price (Freeport, Texas)								\$10.90					
Iberdrola Energia Monterrey S.A. de C.V. (Iberdrola Energia Monterrey S.A. de C.V. (KM US Pipelines)) 16-55-NG													
Volume (in MMcf)	1,247	1,274	1,393	1,100	142	-	-	-	-	-	-	-	-
Total Price (Roma, Texas)	\$5.33	\$4.91	\$3.58	\$4.18	\$5.47								
Irving Oil Commercial GP & Irving Oil Terminals (Irving Oil Commercial GP) 15-165-NG													
Volume (in MMcf)	869	-	-	-	-	-	-	-	-	-	-	-	-
Total Price (Calais, Maine)	\$6.70												
Irving Oil Commercial GP & Irving Oil Terminals (Irving Oil Terminals Operations LLC) 15-165-NG													
Volume (in MMcf)	837	2,048	2,185	2,247	2,050	2,297	715	-	-	903	900	609	2,413
Total Price (Calais, Maine)	\$7.05	\$7.84	\$8.11	\$6.89	\$9.28	\$6.55	\$7.08			\$8.41	\$10.86	\$10.76	
Mercuria Commodities Canada Corpotaion (Mercuria Commodities Canada Corporation) 15-162-NG													
Volume (in MMcf)	2,178	2,108	2,127	2,215	2,000	2,215	2,145	2,217	2,145	2,217	2,216	2,332	6,765
Total Price (Niagara Falls, New York)	\$5.22	\$4.93	\$3.79	\$4.02	\$4.54	\$4.43	\$6.25	\$7.71	\$7.10	\$6.77	\$8.26	\$6.98	
Petro Harvester Operating Company, LLC (Steel Reef Pipelines US LLC) 18-143-NG													
Volume (in MMcf)	77	92	80	59	60	63	26	51	46	48	53	-	101
Total Price (Portal, North Dakota)	\$5.54	\$4.67	\$4.84	\$5.30	\$5.92	\$10.09	\$11.47	\$5.83	\$6.42	\$6.13	\$5.60		
Sabine Pass Liquefaction, LLC (Sabine Pass Liquefaction, LLC) 10-111-LNG													
Volume (in MMcf)	-	-	-	115,811	100,320	80,684	110,540	117,086	88,076	58,021	-	-	58,021
Total Price (Sabine Pass, Louisiana)				\$8.49	\$9.87	\$7.93	\$8.79	\$10.96	\$12.84	\$10.49			

**Long-Term Exports
October 2021 - September 2022**

Long-Term Exporter (Supplier) FE Docket No. Volume (MMcf) Price (\$/MMBtu) and Point of Exit	Oct	Nov	Dec	Jan	Feb	Mar	Apr	May	Jun	Jul	Aug	Sep	Total Q3
Sabine Pass Liquefaction, LLC (Sabine Pass Liquefaction, LLC) 10-85-LNG Volume (in MMcf) Total Price (Sabine Pass, Louisiana)	-	-	-	14,320 \$7.66	10,596 \$9.34	6,938 \$9.33	14,021 \$8.89	13,647 \$10.60	17,615 \$13.19	9,998 \$10.57	-	-	9,998
Sabine Pass Liquefaction, LLC (Sabine Pass Liquefaction, LLC) 13-121-LNG Volume (in MMcf) Total Price (Sabine Pass, Louisiana)	101,288 \$9.43	109,157 \$9.83	30,951 \$8.93	-	-	-	-	-	-	50,524 \$10.51	118,672 \$12.71	115,637 \$13.71	284,833
Sabine Pass Liquefaction, LLC (Sabine Pass Liquefaction, LLC) 13-30-LNG Volume (in MMcf) Total Price (Sabine Pass, Louisiana)	-	-	65,643 \$8.93	-	-	-	-	-	-	-	-	-	-
Sabine Pass Liquefaction, LLC (Sabine Pass Liquefaction, LLC) 13-42-LNG Volume (in MMcf) Total Price (Sabine Pass, Louisiana)	-	-	\$16,578.00 \$8.65	-	-	-	-	-	-	-	-	-	-
Southern LNG Company, L.L.C. (Shell NA LNG LLC) 12-100-LNG Volume (in MMcf) Total Price (Elba Island, Georgia)	6,314 \$9.09	3,039 \$9.25	10,279 \$8.41	5,790 \$6.72	9,627 \$10.40	5,764 \$8.83	10,788 \$7.93	6,947 \$9.66	10,688 \$11.40	9,100 \$12.20	9,207 \$11.58	9,741 \$14.31	28,048
Southern LNG Company, L.L.C. (Shell NA LNG LLC) 12-54-LNG Volume (in MMcf) Total Price (Elba Island, Georgia)	\$2,775.00 \$7.65	\$2,780.00 \$9.08		\$486.00 \$6.50		\$2,900.00 \$12.68							
Techgen S.A. de C.V. (Techgen S.A. de C.V. (KM Texas)) 14-94-NG Volume (in MMcf) Total Price (Roma, Texas)	\$903.00 \$5.87	\$877.00 \$6.14	\$907.00 \$5.54	\$908.00 \$4.66	\$820.00 \$6.42	\$909.00 \$4.32	\$1,151.00 \$5.02	\$607.00 \$7.04	\$2,348.00 \$8.78	\$1,216.00 \$6.39	\$1,214.00 \$8.39	\$1,174.00 \$8.66	\$3,604.00
Q3 Total Volume													1,101,200

(1) XPress Natural Gas LLC (XNG) exports Compressed Natural Gas (CNG) by Truck to Canada from XNG's Compressor Station in Baileyville, Maine.

• The Office of Management and Budget approved an Information Collection Extension for Form FE-746R, which enables the Office of Fossil Energy (FE) to publish a monthly volume-weighted average price for each point of import or export, instead of publishing a price for each transaction. This change became effective for July 2019 monthly data. The summarized prices by point of entry and exit are referenced by the appearance of this footnote. All transactions with a hyphen (-) will no longer display a transaction level price.

For additional information, please see the Federal Register Notice concerning this Information Collection Extension at <https://www.federalregister.gov/documents/2018/08/30/2018-18829/information-collection-extension>

Short-Term Importers Q3 2021 - Q3 2022					
Importer	Volume (MMcf)				
	Q3 2021	Q4 2021	Q1 2022	Q2 2022	Q3 2021
ABAG Publicly Owned Energy Resources	21	63	68	71	76
Alliance Pipeline L.P.	-	-	-	1,204	549
Arc Resources U.S. Corp.	61,591	61,930	61,422	61,994	63,031
Atlantic Power Energy Services (US) LLC	1,767	1,282	381	303	994
Aux Sable Canada LP	-	-	-	112	1,003
Avista Corporation	13,322	19,187	20,587	18,320	16,909
BP Canada Energy Marketing Corp.	46,704	49,600	51,514	53,297	61,949
Boise White Paper L.L.C.	542	749	909	686	455
CIMA ENERGY, LP	411	476	450	436	440
Cannat Energy Inc.	5,792	6,077	6,260	5,952	5,992
Cascade Natural Gas Company	459	1,094	1,153	621	487
Castleton Commodities Merchant Trading L.P.	17,260	19,643	25,340	20,763	23,285
Cenovus Energy Marketing Services Ltd.	3,838	4,123	4,245	3,954	4,092
Centra Gas Manitoba Inc.	4,375	1,388	-	4,285	4,282
Certarus Ltd.	-	-	-	-	-
Citadel Energy Marketing LLC	15,524	19,275	31,380	19,095	15,516
City of Portal, Incorporated	-	4	7	2	-
Concord Energy LLC	252	1,338	1,163	2,912	4,803
Connecticut Natural Gas Corporation	83	1,351	5,118	104	2
ConocoPhillips Company	8,733	9,089	11,403	4,558	10,378
Constellation Energy Generation, LLC	3,176	2,417	2,301	2,187	2,853
Cryopeak LNG Solutions Corporation	61	39	14	37	4
DTE Electric Company	-	259	1,716	5,878	8,932
DTE Energy Trading, Inc.	5,600	4,158	5,833	3,131	3,054
Direct Energy Marketing, Inc.	8,005	4,861	4,874	3,359	3,711
EDF Trading North America, LLC.	14,206	19,657	18,152	23,648	22,608
Emera Energy Services, Inc.	12,240	14,761	15,293	14,207	18,698
Enhanced Energy Services of America, LLC	47	233	305	112	-
Excelerate Energy Gas Marketing, Limited Partnership	-	-	2,840	-	-
Ferus Natural Gas Fuels Inc.	3	4	-	-	1
FortisBC Energy Inc.	-	334	433	-	-
Freepoint Commodities LLC	1,796	2,852	9,006	628	2,790
Gaz Métro GNL, S.E.C.	-	-	-	-	-
Gazprom Marketing & Trading USA, Inc.	-	87	85	-	-
Gunvor USA LLC	406	45	-	-	-
Hartree Partners, LP	733	-	-	-	-
Husky Marketing and Supply Company	14,195	14,355	11,308	9,299	9,261
IGI Resources, Inc.	23,132	28,838	31,616	27,262	23,389
Idaho Power Company, Inc.	2,849	1,364	1,923	1,114	3,282
Irving Oil Terminals Inc.	32	66	107	93	80

Short-Term Importers Q3 2021 - Q3 2022					
Importer	Volume (MMcf)				
	Q3 2021	Q4 2021	Q1 2022	Q2 2022	Q3 2021
J. Aron & Company LLC	12,951	8,357	7,950	8,133	8,171
Kiwetinohk Marketing US Corp.	8,448	10,274	11,011	11,077	11,173
Koch Energy Services, LLC	10,179	10,752	10,778	21,753	20,238
Liberty Utilities (St. Lawrence Gas) Corp.	-	830	1,610	288	4
Lovat Gas Solutions Ltd	-	-	-	-	1
MPower Energy LLC	-	6	12	-	-
Macquarie Energy LLC	10,983	13,468	18,369	12,111	12,024
Marathon Power LLC	-	101	155	-	-
Maritimes & Northeast Pipeline, L.L.C.	957	1,507	8,002	609	349
Mercuria Commodities Canada Corporation	18,333	24,794	24,005	23,321	21,244
Mieco Inc.	5,155	4,104	3,816	7,697	2,123
Mieco LLC	-	-	-	-	4,306
Minnesota Energy Resources Corporation	66	389	626	207	86
Montana-Dakota Utilities Co.	864	286	-	-	-
Morgan Stanley Capital Group Inc.	1,199	444	884	694	1,441
NJR Energy Services Company	-	-	5	-	-
NS Power Energy Marketing Incorporated	-	11	14	-	-
New England NG Supply Limited	1,500	1,501	1,444	1,365	1,454
Northwest Natural Gas Company	-	5,962	8,354	1,651	1,054
Ovintiv Marketing Inc	9,177	13,852	16,251	16,060	16,206
Oxy Energy Canada, Inc.	55	30	-	-	-
Pacific Gas and Electric Company	23,221	25,887	26,418	25,278	25,207
Pembina Midstream (U.S.A.) Inc.	2,478	2,506	2,424	2,478	2,533
Pemex Transformacion Industrial	76	75	70	71	67
PetroChina International (Canada) Trading Ltd.	9,064	7,626	8,094	6,269	6,822
Phillips 66 Company	822	876	1,019	943	808
Portland General Electric Company	17,420	15,363	12,985	14,860	16,228
Powerex Corp.	5,554	6,380	6,184	7,785	7,329
Puget Sound Energy, Inc.	28,924	34,068	35,936	28,811	28,179
Sacramento Municipal Utility District	2,072	2,072	2,027	2,050	2,072
Sapphire Gas Solutions	-	-	-	11	29
Saranac Power Partners L.P.	75	35	509	19	60
Sempra Gas & Power Marketing, LLC	316	2	141	-	437
Sequent Energy Management, L.P.	6,454	4,945	4,013	8,719	6,877
Shell Energy North America (US), L.P.	29,184	28,993	32,882	26,689	29,376
Sierra Pacific Power Company	6,707	9,904	11,242	7,741	7,014
Sierra Pacific Power Company d/b/a NV Energy	2,262	-	-	-	-
Southern California Gas Company	4,401	4,307	4,723	4,328	4,238
Spotlight Energy, LLC	81	98	113	66	294
Sprague Operating Resources LLC	1,172	1,177	1,155	1,046	1,036

Short-Term Importers Q3 2021 - Q3 2022					
Importer	Volume (MMcf)				
	Q3 2021	Q4 2021	Q1 2022	Q2 2022	Q3 2021
Sumas Dry Kilns Inc	6	22	43	22	17
Suncor Energy Marketing Inc.	-	-	1	-	-
TM Energy Atlantica Inc.	-	163	211	2	56
Tenaska Marketing Ventures	91,997	85,644	92,317	96,242	90,566
The Berkshire Gas Company	-	133	285	-	-
The Southern Connecticut Gas Company	565	2,119	5,021	342	796
Tidal Energy Marketing (U.S.) L.L.C.	47,435	53,286	55,171	41,464	42,434
Tidal Energy Marketing Inc.	2,115	2,383	2,289	3,065	2,945
Tourmaline Oil Marketing Corp.	30,835	34,580	37,147	32,859	32,066
Twin Eagle Resource Management, LLC	6,674	5,192	5,694	5,208	5,685
Uniper Trading Canada Ltd.	2	214	326	325	334
United Energy Trading, LLC	8,938	11,637	13,094	7,689	7,565
Vermont Gas Systems, Inc.	1,912	3,802	5,530	2,448	1,918
Vista Energy Marketing, L.P.	420	451	465	430	424
Vitol Inc.	2,316	2,736	5,332	2,181	3,087
World Fuel Services, Inc.	1,336	4,016	4,880	3,831	4,782
Totals	681,854	738,364	818,234	727,864	744,065

Short-Term Imports Q3 2022					
Short-Term Importer (Supplier) Point of Entry	Volume (MMcf) and Average Price (\$/MMBtu)				
	July	August	September	Total Volume	Wtd. Avg. Price
ABAG Publicly Owned Energy Resources Shell Energy North America (Canada) Inc. Eastport, Idaho	25	24	26	76	\$4.53
Alliance Pipeline L.P. Alliance Pipeline L.P. Sherwood, North Dakota	171	283	95	549	\$2.95
Arc Resources U.S. Corp. ARC Resources Ltd. Eastport, Idaho	4,954	4,924	5,059	14,938	\$7.15
Arc Resources U.S. Corp. ARC Resources Ltd. Sherwood, North Dakota	16,199	16,244	15,651	48,093	\$7.11
Atlantic Power Energy Services (US) LLC Benton County, Public Utility District No. 1 Sumas, Washington	168	229		398	\$7.01
Atlantic Power Energy Services (US) LLC Franklin County, Public Utility District No. 1 Sumas, Washington	101	138		239	\$7.01
Atlantic Power Energy Services (US) LLC Grays Harbour, Public Utility District No. 1 Sumas, Washington	152	206		358	\$7.01
Aux Sable Canada LP Aux Sable Canada LP Sherwood, North Dakota	266	497		763	\$7.71
Aux Sable Canada LP EOG Resources Canada Inc. Sherwood, North Dakota			240	240	\$7.04
Avista Corporation Avista Corporation Sumas, Washington		39	20	60	\$7.74
Avista Corporation Citadel Energy Marketing LLC Sumas, Washington		5		5	\$9.00
Avista Corporation FortisBC Energy Inc. Sumas, Washington	580	4		584	\$4.62

Short-Term Imports Q3 2022					
Short-Term Importer (Supplier) Point of Entry	Volume (MMcf) and Average Price (\$/MMBtu)				
	July	August	September	Total Volume	Wtd. Avg. Price
Avista Corporation ICE NGX Canada Inc. Eastport, Idaho	3,471	3,681	3,863	11,015	\$3.74
Avista Corporation ICE NGX Canada Inc. Sumas, Washington	1,853	148	580	2,581	\$4.80
Avista Corporation J. Aron & Company LLC Eastport, Idaho	893	896	875	2,664	\$4.48
BP Canada Energy Marketing Corp. Various St. Clair, Michigan		150		150	\$8.42
BP Canada Energy Marketing Corp. BP Canada Energy Group ULC Babb, Montana	1,664	1,881	1,867	5,411	\$3.47
BP Canada Energy Marketing Corp. BP Canada Energy Group ULC Eastport, Idaho	1,457	1,385	1,474	4,316	\$3.35
BP Canada Energy Marketing Corp. BP Canada Energy Group ULC Grand Island, New York	1			1	\$8.76
BP Canada Energy Marketing Corp. BP Canada Energy Group ULC Noyes, Minnesota	4,308	4,608	4,682	13,599	\$6.26
BP Canada Energy Marketing Corp. BP Canada Energy Group ULC Pittsburg, New Hampshire	302	297	208	808	\$7.56
BP Canada Energy Marketing Corp. BP Canada Energy Group ULC Port of Morgan, Montana	3,106	1,704	1,636	6,446	\$3.38
BP Canada Energy Marketing Corp. BP Canada Energy Group ULC Sherwood, North Dakota	14,665	7,318	5,914	27,896	\$4.98
BP Canada Energy Marketing Corp. BP Canada Energy Group ULC St. Clair, Michigan	1,116	220		1,336	\$7.15

Short-Term Imports Q3 2022					
Short-Term Importer (Supplier) Point of Entry	Volume (MMcf) and Average Price (\$/MMBtu)				
	July	August	September	Total Volume	Wtd. Avg. Price
BP Canada Energy Marketing Corp. BP Canada Energy Group ULC Sumas, Washington			1,062	1,062	\$6.90
BP Canada Energy Marketing Corp. BP Canada Energy Group ULC Waddington, New York	335	323	266	924	\$7.49
Boise White Paper L.L.C. ConocoPhillips Company Warroad, Minnesota	129			129	\$6.92
Boise White Paper L.L.C. ConocoPhillips Warroad, Minnesota		128	90	218	\$7.93
Boise White Paper L.L.C. Tenaska Marketing Canada Warroad, Minnesota	47	44	18	109	\$7.69
CIMA ENERGY, LP Various Eastport, Idaho		146		146	\$2.66
CIMA ENERGY, LP Various Eastport, Idaho	145		148	294	\$4.36
Cannat Energy Inc. Canadian Natural Resources Limited Eastport, Idaho	1,972	1,972	2,048	5,992	\$7.53
Cascade Natural Gas Company Powerex Corp. Sumas, Washington	151	78	96	325	\$7.12
Cascade Natural Gas Company TD Energy Trading Inc. Sumas, Washington	30	104	29	162	\$6.18
Castleton Commodities Merchant Trading L.P. Castleton Commodities Merchant Trading L.P. Eastport, Idaho	2,602	2,483	3,186	8,271	\$3.27
Castleton Commodities Merchant Trading L.P. Castleton Commodities Merchant Trading L.P. Noyes, Minnesota	900	1,204	1,286	3,391	\$6.64

Short-Term Imports Q3 2022					
Short-Term Importer (Supplier) Point of Entry	Volume (MMcf) and Average Price (\$/MMBtu)				
	July	August	September	Total Volume	Wtd. Avg. Price
Castleton Commodities Merchant Trading L.P. Castleton Commodities Merchant Trading L.P. Pittsburg, New Hampshire	1,567	1,577	1,293	4,437	\$7.68
Castleton Commodities Merchant Trading L.P. Castleton Commodities Merchant Trading L.P. Port of Morgan, Montana	28	29	31	88	\$5.25
Castleton Commodities Merchant Trading L.P. Castleton Commodities Merchant Trading L.P. St. Clair, Michigan	199	63	424	686	\$6.50
Castleton Commodities Merchant Trading L.P. Castleton Commodities Merchant Trading L.P. Sumas, Washington	1,018	1,012	637	2,668	\$6.74
Castleton Commodities Merchant Trading L.P. Castleton Commodities Merchant Trading L.P. Waddington, New York	1,443	1,787	514	3,745	\$7.82
Cenovus Energy Marketing Services Ltd. Cenovus Energy Inc. Eastport, Idaho	1,352	1,340	1,400	4,092	\$2.79
Centra Gas Manitoba Inc. ConocoPhillips Canada Marketing & Trading ULC Noyes, Minnesota	1,452			1,452	\$5.71
Centra Gas Manitoba Inc. ConocoPhillips Marketing & Trading ULC Noyes, Minnesota		1,419	1,411	2,830	\$4.29
Citadel Energy Marketing LLC Natural Gas Exchange Inc. Eastport, Idaho	290		797	1,087	\$3.45
Citadel Energy Marketing LLC Natural Gas Exchange Inc. Grand Island, New York	5			5	\$7.71
Citadel Energy Marketing LLC Natural Gas Exchange Inc. Noyes, Minnesota	675	697	679	2,051	\$7.38
Citadel Energy Marketing LLC Natural Gas Exchange Inc. Pittsburg, New Hampshire	1,959		1,858	3,817	\$7.35

Short-Term Imports Q3 2022					
Short-Term Importer (Supplier) Point of Entry	Volume (MMcf) and Average Price (\$/MMBtu)				
	July	August	September	Total Volume	Wtd. Avg. Price
Citadel Energy Marketing LLC Natural Gas Exchange Inc. Port of Morgan, Montana	826	652	422	1,899	\$3.90
Citadel Energy Marketing LLC Natural Gas Exchange Inc. Sherwood, North Dakota	52	88	121	262	\$7.44
Citadel Energy Marketing LLC Natural Gas Exchange Inc. St. Clair, Michigan	12	69		81	\$8.40
Citadel Energy Marketing LLC Natural Gas Exchange Inc. Sumas, Washington	609	1,005	724	2,338	\$6.95
Citadel Energy Marketing LLC Natural Gas Exchange Inc. Waddington, New York	3,075		901	3,976	\$7.16
City of Portal, Incorporated Sask Energy Inc. Portal, North Dakota					\$4.29
City of Portal, Incorporated Saskenergy Incorporated Portal, North Dakota					\$3.82
Concord Energy LLC Concord Energy LLC Eastport, Idaho			144	144	\$2.91
Concord Energy LLC Concord Energy LLC Noyes, Minnesota	369	1,027	1,244	2,640	\$6.45
Concord Energy LLC Concord Energy LLC Port of Morgan, Montana	421	796	801	2,019	\$3.55
Connecticut Natural Gas Corporation Freepoint Commodities LLC Waddington, New York			2	2	\$9.12
ConocoPhillips Company ConocoPhillips Canada Marketing & Trading ULC Noyes, Minnesota	287	295	365	947	\$7.43

Short-Term Imports Q3 2022					
Short-Term Importer (Supplier) Point of Entry	Volume (MMcf) and Average Price (\$/MMBtu)				
	July	August	September	Total Volume	Wtd. Avg. Price
ConocoPhillips Company ConocoPhillips Canada Marketing & Trading ULC Port of Morgan, Montana	335	274	155	764	\$8.60
ConocoPhillips Company ConocoPhillips Canada Marketing & Trading ULC Waddington, New York	32	32	31	95	\$8.58
ConocoPhillips Company ConocoPhillips Canada Resources Corp. Sumas, Washington	2,956	2,788	2,828	8,572	\$6.76
Constellation Energy Generation, LLC ICE NGX Canada Inc. Grand Island, New York					\$8.49
Constellation Energy Generation, LLC ICE NGX Canada Inc. Noyes, Minnesota	837	940	1,021	2,798	\$7.08
Constellation Energy Generation, LLC ICE NGX Canada Inc. Pittsburg, New Hampshire	18	38		55	\$8.25
Cryopeak LNG Solutions Corporation Cryopeak LNG Solutions Corporation Alcan, Alaska			4	4	\$6.93
DTE Electric Company Castleton Commodities Merchant Trading L.P. St. Clair, Michigan	735	735	581	2,052	\$7.76
DTE Electric Company DTE Energy Trading, Inc. St. Clair, Michigan	882	882	581	2,346	\$7.71
DTE Electric Company EDF Trading North America, LLC. St. Clair, Michigan			436	436	\$8.72
DTE Electric Company Tenaska Marketing Canada St. Clair, Michigan	1,682	1,276	1,139	4,097	\$7.47
DTE Energy Trading, Inc. Various Champlain, New York			3	3	\$8.89

Short-Term Imports Q3 2022					
Short-Term Importer (Supplier) Point of Entry	Volume (MMcf) and Average Price (\$/MMBtu)				
	July	August	September	Total Volume	Wtd. Avg. Price
DTE Energy Trading, Inc. Various Noyes, Minnesota	986	979	983	2,948	\$6.91
DTE Energy Trading, Inc. Various St. Clair, Michigan	19	44	40	103	\$8.13
Direct Energy Marketing, Inc. Direct Energy Marketing Limited Eastport, Idaho	104	99	105	308	\$3.28
Direct Energy Marketing, Inc. Direct Energy Marketing Limited Pittsburg, New Hampshire	384	387	363	1,134	\$7.90
Direct Energy Marketing, Inc. Direct Energy Marketing Limited Sherwood, North Dakota	206	383	258	847	\$7.10
Direct Energy Marketing, Inc. Direct Energy Marketing Limited Sumas, Washington		36	3	40	\$8.48
Direct Energy Marketing, Inc. Direct Energy Marketing Limited Waddington, New York	636	741	6	1,383	\$7.98
EDF Trading North America, LLC. ARC Resources Ltd. Eastport, Idaho	186	201	156	543	\$3.31
EDF Trading North America, LLC. ARC Resources Ltd. Port of Morgan, Montana	178	218	95	491	\$7.37
EDF Trading North America, LLC. ARC Resources Ltd. St. Clair, Michigan			18	18	\$7.20
EDF Trading North America, LLC. Aetrio Energy LTD St. Clair, Michigan			3	3	\$7.20
EDF Trading North America, LLC. Birchcliff Energy LTD Noyes, Minnesota	1,836	1,829	1,842	5,507	\$6.46

Short-Term Imports Q3 2022					
Short-Term Importer (Supplier) Point of Entry	Volume (MMcf) and Average Price (\$/MMBtu)				
	July	August	September	Total Volume	Wtd. Avg. Price
EDF Trading North America, LLC. Birchcliff Energy LTD St. Clair, Michigan	303	258	73	635	\$7.39
EDF Trading North America, LLC. Canadian Natural Gas Resources Noyes, Minnesota		271		271	\$7.28
EDF Trading North America, LLC. Canadian Natural Resources Limited Noyes, Minnesota	296	29	426	751	\$5.82
EDF Trading North America, LLC. Canadian Natural Resources Limited St. Clair, Michigan	190	106	41	337	\$7.22
EDF Trading North America, LLC. Cenovus Energy Inc. Noyes, Minnesota	189	318	321	828	\$6.35
EDF Trading North America, LLC. Cenovus Energy Inc. St. Clair, Michigan	42	35	10	87	\$7.39
EDF Trading North America, LLC. Cenovus Energy Marketing Limited Noyes, Minnesota	131			131	\$5.72
EDF Trading North America, LLC. ICE NGX Canada Inc. Eastport, Idaho	238	150	355	744	\$3.40
EDF Trading North America, LLC. ICE NGX Canada Inc. Noyes, Minnesota	1,990	1,934	2,003	5,927	\$6.49
EDF Trading North America, LLC. ICE NGX Canada Inc. Port of Morgan, Montana	228	163	215	607	\$7.15
EDF Trading North America, LLC. ICE NGX Canada Inc. St. Clair, Michigan	592	833	235	1,660	\$7.54
EDF Trading North America, LLC. New England NG Supply Limited Port of Morgan, Montana					\$6.91

Short-Term Imports Q3 2022					
Short-Term Importer (Supplier) Point of Entry	Volume (MMcf) and Average Price (\$/MMBtu)				
	July	August	September	Total Volume	Wtd. Avg. Price
EDF Trading North America, LLC. New England NG Supply Limited Eastport, Idaho					\$2.95
EDF Trading North America, LLC. New England NG Supply Limited Port of Morgan, Montana					\$7.95
EDF Trading North America, LLC. Paramount Resources Ltd. Eastport, Idaho	343	371	292	1,006	\$3.30
EDF Trading North America, LLC. Paramount Resources Ltd. Port of Morgan, Montana	329	403	177	909	\$7.37
EDF Trading North America, LLC. Paramount Resources Ltd. St. Clair, Michigan		37		37	\$8.30
EDF Trading North America, LLC. Royal Bank of Canada Eastport, Idaho	187	242	189	618	\$3.25
EDF Trading North America, LLC. Royal Bank of Canada Noyes, Minnesota	235	234	236	705	\$6.27
EDF Trading North America, LLC. Royal Bank of Canada Port of Morgan, Montana	179	263	115	557	\$7.42
EDF Trading North America, LLC. Royal Bank of Canada St. Clair, Michigan	32	27	8	67	\$7.39
EDF Trading North America, LLC. Shell Energy North America (US), L.P. Noyes, Minnesota	6	16	15	37	\$6.44
EDF Trading North America, LLC. Sunnybrook Health Sciences Centre St. Clair, Michigan			1	1	\$7.20
EDF Trading North America, LLC. Tourmaline Oil Corp. Eastport, Idaho	23	24	19	66	\$3.31

Short-Term Imports Q3 2022					
Short-Term Importer (Supplier) Point of Entry	Volume (MMcf) and Average Price (\$/MMBtu)				
	July	August	September	Total Volume	Wtd. Avg. Price
EDF Trading North America, LLC. Tourmaline Oil Corp. Port of Morgan, Montana	22	27	12	60	\$7.37
EDF Trading North America, LLC. Twin Eagle Resource Management Canada, LLC Port of Morgan, Montana	1			1	\$6.65
EDF Trading North America, LLC. Twin Eagle Resource Management, LLC Eastport, Idaho	1		1	2	\$3.77
EDF Trading North America, LLC. Twin Eagle Resource Management, LLC Port of Morgan, Montana					\$6.91
Emera Energy Services, Inc. Emera Energy LP Calais, Maine	17		12	29	\$6.01
Emera Energy Services, Inc. Emera Energy LP Champlain, New York	41	47	56	144	\$7.45
Emera Energy Services, Inc. Emera Energy LP Grand Island, New York	6			6	\$5.88
Emera Energy Services, Inc. Emera Energy LP Pittsburg, New Hampshire	2,040	2,100	1,986	6,127	\$7.58
Emera Energy Services, Inc. Emera Energy LP Waddington, New York	5,525	5,082	1,785	12,392	\$8.17
Ferus Natural Gas Fuels Inc. Ferus Natural Gas Fuels Inc. Sumas, Washington		1		1	\$6.58
Freepoint Commodities LLC Various Noyes, Minnesota	232	499	41	772	\$6.74
Freepoint Commodities LLC Various Port of Morgan, Montana	5			5	\$4.26

Short-Term Imports Q3 2022					
Short-Term Importer (Supplier) Point of Entry	Volume (MMcf) and Average Price (\$/MMBtu)				
	July	August	September	Total Volume	Wtd. Avg. Price
Freepoint Commodities LLC Various St. Clair, Michigan	6			6	\$5.93
Freepoint Commodities LLC Various Waddington, New York	385	928	695	2,008	\$7.74
Gaz Métro GNL, S.E.C. GM GNL S.E.C Champlain, New York					\$8.74
Gaz Métro GNL, S.E.C. GM GNL S.E.C Highgate Springs, Vermont					\$8.35
Husky Marketing and Supply Company Various Eastport, Idaho	342	340	348	1,030	\$6.99
Husky Marketing and Supply Company Various Noyes, Minnesota	151	142	145	437	\$6.99
Husky Marketing and Supply Company Various Port of Morgan, Montana	2,642	2,585	2,566	7,793	\$6.80
IGI Resources, Inc. Various Eastport, Idaho	2,876	2,875	2,922	8,673	\$4.45
IGI Resources, Inc. Various Sumas, Washington	4,587	4,470	5,658	14,715	\$7.54
Idaho Power Company, Inc. ConocoPhillips Sumas, Washington		45	300	345	\$7.25
Idaho Power Company, Inc. FortisBC Energy Inc. Sumas, Washington	650	554	873	2,077	\$6.83
Idaho Power Company, Inc. NGX Sumas, Washington		15	52	67	\$7.36

Short-Term Imports Q3 2022					
Short-Term Importer (Supplier) Point of Entry	Volume (MMcf) and Average Price (\$/MMBtu)				
	July	August	September	Total Volume	Wtd. Avg. Price
Idaho Power Company, Inc. Powerex Corp. Sumas, Washington	270	523		793	\$7.16
Irving Oil Terminals Inc. Irving Oil Commercial GP Houlton, Maine	27	24	28	80	\$8.51
J. Aron & Company LLC Various Eastport, Idaho	520	1,058	535	2,113	\$3.17
J. Aron & Company LLC Various Noyes, Minnesota	548	1,214	717	2,478	\$6.51
J. Aron & Company LLC Various Port of Morgan, Montana	953	1,647	979	3,580	\$3.17
Kiwetinohk Marketing US Corp. Kiwetinohk Marketing US Corp. Sherwood, North Dakota	3,764	3,757	3,653	11,173	\$6.85
Koch Energy Services, LLC ICE NGX Canada Inc. Sumas, Washington	389	300	276	965	\$7.11
Koch Energy Services, LLC J. Aron & Company LLC Sumas, Washington					\$7.15
Koch Energy Services, LLC Koch Canada Energy Services, LP Babb, Montana	577	600	581	1,758	\$3.32
Koch Energy Services, LLC Koch Canada Energy Services, LP Champlain, New York	60	60	58	177	\$7.02
Koch Energy Services, LLC Koch Canada Energy Services, LP Noyes, Minnesota	4,645	5,006	5,110	14,762	\$7.48
Koch Energy Services, LLC Koch Canada Energy Services, LP Port of Morgan, Montana	552	308	244	1,103	\$5.18

Short-Term Imports Q3 2022					
Short-Term Importer (Supplier) Point of Entry	Volume (MMcf) and Average Price (\$/MMBtu)				
	July	August	September	Total Volume	Wtd. Avg. Price
Koch Energy Services, LLC Koch Canada Energy Services, LP St. Clair, Michigan	562	14	793	1,369	\$6.76
Koch Energy Services, LLC Koch Canada Energy Services, LP Waddington, New York	32	63		95	\$7.98
Koch Energy Services, LLC Powerex Corp. Sumas, Washington			9	9	\$7.15
Liberty Utilities (St. Lawrence Gas) Corp. Emera Energy Inc. Massena, New York			4	4	\$8.62
Lovat Gas Solutions Ltd Various Portal, North Dakota		1		1	\$15.00
Macquarie Energy LLC Various Noyes, Minnesota	675	639	675	1,989	\$6.24
Macquarie Energy LLC Various Port of Morgan, Montana	5		19	24	\$4.37
Macquarie Energy LLC Various Sherwood, North Dakota	2,827	2,971	2,758	8,556	\$3.44
Macquarie Energy LLC Various St. Clair, Michigan	276	68	382	726	\$7.04
Macquarie Energy LLC Various Sumas, Washington			55	55	\$5.91
Macquarie Energy LLC Various Waddington, New York	181	314	179	674	\$7.69
Maritimes & Northeast Pipeline, L.L.C. Various Calais, Maine	176	124	49	349	\$7.79

Short-Term Imports Q3 2022					
Short-Term Importer (Supplier) Point of Entry	Volume (MMcf) and Average Price (\$/MMBtu)				
	July	August	September	Total Volume	Wtd. Avg. Price
Mercuria Commodities Canada Corporation Mercuria Commodities Canada Corporation Eastport, Idaho	4,486	4,477	4,817	13,780	\$3.23
Mercuria Commodities Canada Corporation Mercuria Commodities Canada Corporation Noyes, Minnesota	1,894	1,926	2,298	6,117	\$6.24
Mercuria Commodities Canada Corporation Mercuria Commodities Canada Corporation St. Clair, Michigan	2			2	\$7.28
Mercuria Commodities Canada Corporation Mercuria Commodities Canada Corporation Sumas, Washington	78	36	17	131	\$6.19
Mercuria Commodities Canada Corporation Mercuria Commodities Canada Corporation Waddington, New York	598	597	19	1,214	\$7.73
Mieco Inc. Various Babb, Montana	180			180	\$3.89
Mieco Inc. Various Eastport, Idaho	459			459	\$5.52
Mieco Inc. Various Noyes, Minnesota	1,484			1,484	\$5.61
Mieco LLC Various Noyes, Minnesota		722	704	1,426	\$6.59
Mieco LLC Various Babb, Montana		173	311	484	\$2.42
Mieco LLC Various Eastport, Idaho		450	470	920	\$3.92
Mieco LLC Various Noyes, Minnesota		691	703	1,394	\$6.49

Short-Term Imports Q3 2022					
Short-Term Importer (Supplier) Point of Entry	Volume (MMcf) and Average Price (\$/MMBtu)				
	July	August	September	Total Volume	Wtd. Avg. Price
Mieco LLC Various Port of Morgan, Montana		45	36	81	\$2.00
Minnesota Energy Resources Corporation Koch Canada Energy Services, LP Warroad, Minnesota	23	23	39	86	\$7.35
Morgan Stanley Capital Group Inc. Natural Gas Exchange Inc. Sumas, Washington			647	647	\$7.03
Morgan Stanley Capital Group Inc. Natural Gas Exchange Inc. Waddington, New York	283	293	219	794	\$7.71
New England NG Supply Limited Direct Energy Marketing Limited Pittsburg, New Hampshire			7	7	\$8.98
New England NG Supply Limited Freepoint Commodities LLC Pittsburg, New Hampshire	5	54	84	143	\$7.92
New England NG Supply Limited J. Aron & Company Pittsburg, New Hampshire	468	443	385	1,295	\$2.78
New England NG Supply Limited Repsol Energy Canada Ltd. Pittsburg, New Hampshire			9	9	\$8.26
Northwest Natural Gas Company Castleton Commodities Merchant Trading L.P. Sumas, Washington	140	132	5	277	\$6.41
Northwest Natural Gas Company J. Aron & Company LLC Sumas, Washington	27	9		36	\$4.87
Northwest Natural Gas Company Powerex Corp. Sumas, Washington	232	21	9	261	\$4.76
Northwest Natural Gas Company TD Energy Trading Inc. Sumas, Washington	208	200	5	413	\$6.59

Short-Term Imports Q3 2022					
Short-Term Importer (Supplier) Point of Entry	Volume (MMcf) and Average Price (\$/MMBtu)				
	July	August	September	Total Volume	Wtd. Avg. Price
Northwest Natural Gas Company Tourmaline Oil Corp. Sumas, Washington	32	34		66	\$6.48
Ovintiv Marketing Inc Ovintiv Marketing Inc Eastport, Idaho	3,194	3,198		6,392	\$7.09
Ovintiv Marketing Inc Ovintiv Marketing Inc Sherwood, North Dakota		2,205		2,205	\$7.94
Ovintiv Marketing Inc Ovintiv Marketing Inc. Eastport, Idaho			3,272	3,272	\$7.82
Ovintiv Marketing Inc Ovintiv Marketing Inc. Sherwood, North Dakota	2,205		2,133	4,338	\$6.90
Pacific Gas and Electric Company Canadian Natural Resources Limited Eastport, Idaho	2,375	2,358	2,283	7,016	\$4.48
Pacific Gas and Electric Company Natural Gas Exchange Inc. Eastport, Idaho	6,043	5,984	6,164	18,190	\$4.54
Pembina Midstream (U.S.A.) Inc. Pembina Midstream (U.S.A.) Inc. Sherwood, North Dakota	844	844	844	2,533	\$7.12
Pemex Transformacion Industrial MGI Galvan Ranch, Texas	22	24	20	67	\$7.00
PetroChina International (Canada) Trading Ltd. PetroChina International (Canada) Trading Ltd. Noyes, Minnesota		2		2	\$7.56
PetroChina International (Canada) Trading Ltd. PetroChina International (Canada) Trading Ltd. Pittsburg, New Hampshire	606	606	587	1,799	\$6.76
PetroChina International (Canada) Trading Ltd. PetroChina International (Canada) Trading Ltd. Sherwood, North Dakota	1,624	1,667	1,730	5,021	\$3.42

Short-Term Imports Q3 2022					
Short-Term Importer (Supplier) Point of Entry	Volume (MMcf) and Average Price (\$/MMBtu)				
	July	August	September	Total Volume	Wtd. Avg. Price
Phillips 66 Company ConocoPhillips Canada Marketing & Trading ULC Sumas, Washington	300	349	160	808	\$7.30
Portland General Electric Company BP Canada Eastport, Idaho	1,468	1,459	1,412	4,338	\$4.80
Portland General Electric Company Macquarie Energy Canada Ltd Eastport, Idaho	1,175	875	1,129	3,179	\$4.84
Portland General Electric Company Macquarie Energy Canada Ltd Sumas, Washington	1,026	1,011	1,031	3,068	\$7.62
Portland General Electric Company Natural Gas Exchange Inc. Eastport, Idaho	74	156	240	470	\$3.34
Portland General Electric Company Natural Gas Exchange Inc. Sumas, Washington	266	73	141	481	\$6.93
Portland General Electric Company Powerex Corp. Sumas, Washington	385	632	451	1,468	\$7.81
Portland General Electric Company TD Energy Trading Inc. Eastport, Idaho	587	875	635	2,098	\$4.72
Portland General Electric Company TD Energy Trading Inc. Sumas, Washington	385	249	451	1,085	\$7.56
Portland General Electric Company Transalta Energy Marketing (U.S.) Inc. Sumas, Washington	14	14	13	42	\$6.74
Powerex Corp. Various Sumas, Washington			115	115	\$2.85
Powerex Corp. CIMA ENERGY, LP Sumas, Washington			83	83	\$1.99

Short-Term Imports Q3 2022					
Short-Term Importer (Supplier) Point of Entry	Volume (MMcf) and Average Price (\$/MMBtu)				
	July	August	September	Total Volume	Wtd. Avg. Price
Powerex Corp. ConocoPhillips Canada Resources Corp. Eastport, Idaho	71	66	79	216	\$4.71
Powerex Corp. ConocoPhillips Canada Resources Corp. Noyes, Minnesota		1		1	\$4.38
Powerex Corp. Crew Energy Inc. Sumas, Washington			22	22	\$4.16
Powerex Corp. FortisBC Energy Inc. Eastport, Idaho	2			2	\$4.64
Powerex Corp. FortisBC Energy Inc. Sumas, Washington	56	8	8	71	\$4.62
Powerex Corp. ICE NGX Canada Inc. Eastport, Idaho	930	964	961	2,854	\$4.17
Powerex Corp. ICE NGX Canada Inc. Noyes, Minnesota	1	20		22	\$3.81
Powerex Corp. ICE NGX Canada Inc. Sumas, Washington	1,196	1,254	1,151	3,601	\$6.35
Powerex Corp. IGI Resources, Inc. Sumas, Washington					\$7.60
Powerex Corp. Northwest Natural Gas Company Sumas, Washington	1			1	\$4.21
Powerex Corp. Royal Bank of Canada Eastport, Idaho	34	31	37	102	\$4.66
Powerex Corp. Royal Bank of Canada Noyes, Minnesota		1		1	\$4.28

Short-Term Imports Q3 2022					
Short-Term Importer (Supplier) Point of Entry	Volume (MMcf) and Average Price (\$/MMBtu)				
	July	August	September	Total Volume	Wtd. Avg. Price
Powerex Corp. Shell Energy North America (US), L.P. Sumas, Washington	5			5	\$4.10
Powerex Corp. Sierra Pacific Power Company d/b/a NV Energy Eastport, Idaho	4	6	5	15	\$3.55
Powerex Corp. Sierra Pacific Power Company d/b/a NV Energy Noyes, Minnesota					\$2.97
Powerex Corp. TD Energy Trading Inc. Eastport, Idaho	71	66	79	216	\$4.71
Powerex Corp. TD Energy Trading Inc. Noyes, Minnesota		1		1	\$4.39
Powerex Corp. TD Energy Trading Inc. Sumas, Washington					\$9.34
Puget Sound Energy, Inc. BP Canada Energy Company Sumas, Washington	1,044	1,275	1,448	3,767	\$7.68
Puget Sound Energy, Inc. Conoco Canada Limited Sumas, Washington			392	392	\$6.52
Puget Sound Energy, Inc. ICE NGX Canada Inc. Eastport, Idaho	268	194	1,259	1,721	\$3.10
Puget Sound Energy, Inc. ICE NGX Canada Inc. Sumas, Washington	975	1,142	1,429	3,545	\$6.48
Puget Sound Energy, Inc. IGI Resources, Inc. Eastport, Idaho	301	301	291	893	\$4.74
Puget Sound Energy, Inc. IGI Resources, Inc. Sumas, Washington	525	641	728	1,893	\$8.21

Short-Term Imports Q3 2022					
Short-Term Importer (Supplier) Point of Entry	Volume (MMcf) and Average Price (\$/MMBtu)				
	July	August	September	Total Volume	Wtd. Avg. Price
Puget Sound Energy, Inc. J. Aron & Company Eastport, Idaho	1,054	1,054	1,019	3,127	\$4.74
Puget Sound Energy, Inc. J. Aron & Company Sumas, Washington			1,149	1,149	\$4.07
Puget Sound Energy, Inc. Puget Sound Energy, Inc. Sumas, Washington	12	11		22	\$5.09
Puget Sound Energy, Inc. Shell Energy North America (Canada) Inc. Eastport, Idaho	533	289	482	1,305	\$4.82
Puget Sound Energy, Inc. TD Energy Trading Inc. Eastport, Idaho	723	1,078	369	2,170	\$3.97
Puget Sound Energy, Inc. TD Energy Trading Inc. Sumas, Washington	2,734	2,686	2,775	8,195	\$4.64
Sacramento Municipal Utility District NCGA Eastport, Idaho	264	264	255	782	\$3.96
Sacramento Municipal Utility District NGX Eastport, Idaho	435	435	421	1,290	\$4.71
Sapphire Gas Solutions FortisBC Energy Inc. Blaine, Washington	5	13	11	29	\$10.12
Saranac Power Partners L.P. TransAlta Energy Marketing Corp. Champlain, New York	60			60	\$8.44
Sempra Gas & Power Marketing, LLC IEnova Marketing Otay Mesa, California	174	151	113	437	\$20.62
Sequent Energy Management, L.P. Various Noyes, Minnesota	517	429	304	1,250	\$6.33

Short-Term Imports Q3 2022					
Short-Term Importer (Supplier) Point of Entry	Volume (MMcf) and Average Price (\$/MMBtu)				
	July	August	September	Total Volume	Wtd. Avg. Price
Sequent Energy Management, L.P. Various Port of Morgan, Montana	1,834	1,961	1,832	5,627	\$3.48
Shell Energy North America (US), L.P. Shell Energy North America (Canada) Inc. Babb, Montana	289	294	96	680	\$3.22
Shell Energy North America (US), L.P. Shell Energy North America (Canada) Inc. Eastport, Idaho	3,536	3,485	3,544	10,565	\$3.35
Shell Energy North America (US), L.P. Shell Energy North America (Canada) Inc. Massena, New York	37	36	35	108	\$7.47
Shell Energy North America (US), L.P. Shell Energy North America (Canada) Inc. Noyes, Minnesota	2,432	2,149	2,198	6,779	\$6.23
Shell Energy North America (US), L.P. Shell Energy North America (Canada) Inc. Port of Morgan, Montana	405	345	368	1,118	\$5.52
Shell Energy North America (US), L.P. Shell Energy North America (Canada) Inc. St. Clair, Michigan	206	14		220	\$6.83
Shell Energy North America (US), L.P. Shell Energy North America (US), L.P. Sumas, Washington	3,741	2,830	3,335	9,906	\$6.55
Sierra Pacific Power Company Castleton Commodities Merchant Trading L.P. Eastport, Idaho			221	221	\$3.66
Sierra Pacific Power Company Freepoint Commodities LLC Eastport, Idaho	2,310	2,262	1,995	6,567	\$4.48
Sierra Pacific Power Company Mercuria Commodities Canada Corporation Eastport, Idaho			18	18	\$3.23
Sierra Pacific Power Company Powerex Corp. Eastport, Idaho	6	24	51	82	\$2.40

Short-Term Imports Q3 2022					
Short-Term Importer (Supplier) Point of Entry	Volume (MMcf) and Average Price (\$/MMBtu)				
	July	August	September	Total Volume	Wtd. Avg. Price
Sierra Pacific Power Company Suncor Energy Marketing Inc. Eastport, Idaho	11	34	80	125	\$3.51
Sierra Pacific Power Company Tenaska Marketing Canada Eastport, Idaho			2	2	\$0.21
Southern California Gas Company NGX Eastport, Idaho	1,506	1,266	1,466	4,238	\$3.85
Spotlight Energy, LLC FortisBC Energy Inc. Sumas, Washington	61	10		71	\$4.85
Spotlight Energy, LLC NGX Sumas, Washington	157	15		172	\$5.49
Spotlight Energy, LLC Shell Energy North America (Canada) Inc. Sumas, Washington	5			5	\$3.95
Spotlight Energy, LLC Spotlight Energy, LLC Port of Morgan, Montana					\$2.81
Spotlight Energy, LLC Spotlight Energy, LLC Sumas, Washington			47	47	\$6.35
Sprague Operating Resources LLC Sprague Operating Resources LLC Pittsburg, New Hampshire	344	346	335	1,026	\$8.16
Sprague Operating Resources LLC Sprague Operating Resources LLC Waddington, New York	10			10	\$7.41
Sumas Dry Kilns Inc IGI Resources, Inc. Sumas, Washington	10	2	6	17	\$5.40
TM Energy Atlantica Inc. TM Energy Atlantica Inc. Calais, Maine	41	15		\$56.00	\$7.81

Short-Term Imports Q3 2022					
Short-Term Importer (Supplier) Point of Entry	Volume (MMcf) and Average Price (\$/MMBtu)				
	July	August	September	Total Volume	Wtd. Avg. Price
Tenaska Marketing Ventures Various Babb, Montana	877	1,183	676	\$2,736.00	\$3.14
Tenaska Marketing Ventures Various Champlain, New York	7	6	6	\$20.00	\$7.36
Tenaska Marketing Ventures Various Detroit, Michigan	751	1,715	1,654	\$4,120.00	\$7.82
Tenaska Marketing Ventures Various Eastport, Idaho	4,518	4,942	5,014	\$14,474.00	\$3.15
Tenaska Marketing Ventures Various Grand Island, New York	3,228	2,176	3,423	\$8,826.00	\$7.30
Tenaska Marketing Ventures Various Noyes, Minnesota	5,985	5,115	6,293	\$17,393.00	\$6.29
Tenaska Marketing Ventures Various Pittsburg, New Hampshire	1,204	1,204	1,082	\$3,490.00	\$7.57
Tenaska Marketing Ventures Various Port of Morgan, Montana	7,531	6,142	6,343	\$20,015.00	\$6.60
Tenaska Marketing Ventures Various Sherwood, North Dakota	154	156	485	\$794.00	\$7.08
Tenaska Marketing Ventures Various St. Clair, Michigan	774	28	506	\$1,308.00	\$5.70
Tenaska Marketing Ventures Various Sumas, Washington	7,261	3,968	3,441	\$14,669.00	\$6.28
Tenaska Marketing Ventures Various Waddington, New York	1,085	617	523	\$2,225.00	\$7.70
Tenaska Marketing Ventures					

Short-Term Imports Q3 2022					
Short-Term Importer (Supplier) Point of Entry	Volume (MMcf) and Average Price (\$/MMBtu)				
	July	August	September	Total Volume	Wtd. Avg. Price
Various Whitlash, Montana	206	158	133	\$497.00	\$3.35
The Southern Connecticut Gas Company Freepoint Commodities LLC Waddington, New York	364	353	79	\$796.00	\$7.80
Tidal Energy Marketing (U.S.) L.L.C. Various Eastport, Idaho	733	693	746	\$2,172.00	\$3.36
Tidal Energy Marketing (U.S.) L.L.C. Various Noyes, Minnesota	28	33	32	\$93.00	\$7.63
Tidal Energy Marketing (U.S.) L.L.C. Various Port of Morgan, Montana	1,203	1,190	1,169	\$3,562.00	\$7.44
Tidal Energy Marketing (U.S.) L.L.C. Various Sherwood, North Dakota	12,143	12,310	12,120	\$36,573.00	\$7.15
Tidal Energy Marketing (U.S.) L.L.C. Various Waddington, New York	23	11		\$34.00	\$8.15
Tidal Energy Marketing Inc. Various Noyes, Minnesota	1,010	966	970	\$2,945.00	\$7.98
Tourmaline Oil Marketing Corp. Tourmaline Oil Corp. Eastport, Idaho	10,217	9,560	9,967	\$29,744.00	\$6.97
Tourmaline Oil Marketing Corp. Tourmaline Oil Corp. Port of Morgan, Montana	327	301	286	\$915.00	\$5.66
Tourmaline Oil Marketing Corp. Tourmaline Oil Corp. Sherwood, North Dakota	481	471	455	\$1,407.00	\$6.85
Twin Eagle Resource Management, LLC Various Noyes, Minnesota	1,438	1,606	1,467	\$4,511.00	\$7.37

Short-Term Imports Q3 2022					
Short-Term Importer (Supplier) Point of Entry	Volume (MMcf) and Average Price (\$/MMBtu)				
	July	August	September	Total Volume	Wtd. Avg. Price
Twin Eagle Resource Management, LLC Various Pittsburg, New Hampshire		14	11	\$25.00	\$8.55
Twin Eagle Resource Management, LLC Various Port of Morgan, Montana	135	72	45	\$251.00	\$6.93
Twin Eagle Resource Management, LLC Various St. Clair, Michigan	29	18	28	\$75.00	\$7.62
Twin Eagle Resource Management, LLC Various Sumas, Washington	66	61	60	\$186.00	\$6.75
Twin Eagle Resource Management, LLC Various Waddington, New York	362	124	149	\$636.00	\$8.00
Uniper Trading Canada Ltd. IPC Canada LTD Pittsburg, New Hampshire	112	111	111	\$334.00	\$6.74
United Energy Trading, LLC United Energy Trading Canada, ULC Eastport, Idaho	163	164	168	\$495.00	\$4.75
United Energy Trading, LLC United Energy Trading Canada, ULC Noyes, Minnesota	738	742	726	\$2,207.00	\$6.26
United Energy Trading, LLC United Energy Trading Canada, ULC St. Clair, Michigan		149	521	\$670.00	\$7.28
United Energy Trading, LLC United Energy Trading Canada, ULC Sumas, Washington	1,634	1,350	1,209	\$4,193.00	\$6.29
Vermont Gas Systems, Inc. Various Highgate Springs, Vermont	614	645	658	\$1,918.00	\$7.25
Vista Energy Marketing, L.P. Conoco Canada Limited Eastport, Idaho	141	139	145	\$424.00	\$4.38

Short-Term Imports Q3 2022					
Short-Term Importer (Supplier) Point of Entry	Volume (MMcf) and Average Price (\$/MMBtu)				
	July	August	September	Total Volume	Wtd. Avg. Price
Vitol Inc. Vitol Inc. Grand Island, New York	213	201	241	\$654.00	\$7.50
Vitol Inc. Vitol Inc. Pittsburg, New Hampshire	14			\$14.00	\$7.95
Vitol Inc. Vitol Inc. Waddington, New York	936	1,069	415	\$2,420.00	\$8.20
World Fuel Services, Inc. Natural Gas Exchange Inc. Noyes, Minnesota	1,497	1,502	1,783	\$4,782.00	\$6.22

Short-Term Exporters Q3 2021 - Q3 2022					
Importer	Volume (MMcf)				
	Q3 2021	Q4 2021	Q1 2022	Q2 2022	Q3 2022
Cove Point LNG, LP				578	1,418
Active Energy Inc.	3,274	3,367	3,341	3,256	3,190
Avista Corporation	73	1,345	378	10	101
BP Canada Energy Marketing Corp.	8,163	11,157	10,453	7,285	5,277
BP Energy Company	20,493	20,184	17,722	14,853	18,005
CFE INTERNATIONAL LLC.	267,128	240,547	246,136	298,963	295,040
CIMA ENERGY, LP	108	3,781	4,966	1,073	670
COPEQ TRADING CO. Inc.	8,140	19,509	18,649	7,136	17,880
Castleton Commodities Merchant Trading L.P.	8,988	12,619	12,470	9,717	8,646
Central Generadora Eléctrica Huinalá, S. de R. L. de C. V.	1,552	1,766	1,796	1,738	1,158
Central Lomas de Real, S.A. de C.V.	6,607	5,618	6,422	6,510	7,398
Central Valle Hermoso, S.A. de C.V.	6,041	5,721	6,600	7,030	7,440
Certarus Ltd.					
Citadel Energy Marketing LLC	2,457	3,088	5,414	7,836	7,028
Coahuila Energy LLC	1,576	1,444			
Concord Energy LLC				67	74
Connecticut Natural Gas Corporation					239
ConocoPhillips Company		126	364		
DTE Energy Trading, Inc.	19,929	15,335	13,864	14,186	12,631
Direct Energy Marketing, Inc.	1,300	1,192	1,134	2,650	2,979
EAP Ohio, LLC	9,775	11,623	17,604	14,524	14,156
EDF Trading North America, LLC.	5	4,806	4,873	1,373	645
ENGIE Energy Marketing NA, Inc.	9,367	10,623	12,187	9,517	10,835
EQT Energy, LLC	19,669	21,093	20,121	20,779	20,212
Ecogas Mexico S. de R.L. de C.V.	3,613	2,768	2,764	3,136	3,634
El Paso Marketing Company, L.L.C.	6,564	3,086	5,494	5,463	6,339
Emera Energy Services, Inc.	14,870	16,956	16,369	13,514	13,764
Enbridge Gas Inc.	19,244	17,258	21,920	32,155	24,609
Enerdyn Inc.		4			
Energia Chihuahua, S.A. de C.V.	4,484	4,042	3,803	3,612	3,522
Energia de Baja California, S. de R.L. de C.V.	1,780	1,223	647	638	2,026
Energía Azteca X, S.A. de C.V.	10,931	8,114	7,389	8,558	8,426
Enestas, S.A de C.V	50	100	147	65	57
Equinor Natural Gas LLC	16,486	14,217	12,753	11,305	12,065
FortisBC Energy Inc.		221	365	308	
Freepoint Commodities LLC	1,757	4,591	5,353	2,570	2,518
GIGO Transport, Inc.	2,040	3,288	4,635	2,174	1,921
Hartree Partners, LP	94	97			
Irving Oil Commercial GP	81	74	224	574	
Irving Oil Limited					140
J. Aron & Company LLC	2,885	2,381	473	367	415
JM & Ral Energy Inc	263	964			
Koch Energy Services, LLC	910	3,578	1,272	3,735	3,563
Macquarie Energy LLC	5,251	5,951	6,259	5,617	6,131
Maritimes & Northeast Pipeline, L.L.C.	14,606	14,723	15,267	12,919	12,268

Short-Term Exporters					
Q3 2021 - Q3 2022					
Importer	Volume (MMcf)				
	Q3 2021	Q4 2021	Q1 2022	Q2 2022	Q3 2022
Mercuria Commodities Canada Corporation	3,609	4,981	2,978	5,338	3,494
Mexicana de Cobre, S.A. de C.V.	6,543	6,524	5,767	5,885	7,068
Mieco Inc.		668	853	123	
Morgan Stanley Capital Group Inc.	47	55	10	44	
NJR Energy Services Company	2,365	149			
NS Power Energy Marketing Incorporated	3,185	2,046	2,313	3,698	4,397
New England NG Supply Limited	1,369	1,502	1,260	1,267	1,141
Pemex Transformacion Industrial	86,665	75,469	58,688	60,829	43,147
PetroChina International (Canada) Trading Ltd.			5		2
Powerex Corp.	204	103	274	26	29
Produccion de Energía Mexicana, S. de R.L. de C.V.	99	29			
Puget Sound Energy, Inc.		98		29	29
Rainbow Energy Marketing Corporation	16,064	16,458	19,181	18,630	13,133
Repsol Energy North America Corporation	9,244	9,728	10,222	10,163	9,533
Rev LNG LLC	52	36	17	32	
SARME ENERGY INC			1,115	883	264
Sabine Pass Liquefaction, LLC	3,678	9,478			
Santa Fe Gas LLC	7,560	8,785	9,555	9,900	10,770
Sempre Gas & Power Marketing, LLC	13,874	7,169	7,420	8,661	10,550
Sempre LNG International, LLC	22,016	17,698	14,921	17,562	23,849
Sequent Energy Management, L.P.	2,004	3,562	2,832	2,960	3,480
Shell Energy North America (US), L.P.	12,399	10,244	8,069	9,305	9,585
Solensa S.A. de CV	108	80	33	32	28
Spire Marketing Inc.		1,666	2,132	2,011	1,739
Spotlight Energy, LLC		31		10	
Stabilis GDS, Inc.	236	306	269	244	188
Steel Reef Burke LLC					103
TM Energy Atlantica Inc.	1,450	753	548	423	539
Techgen S.A. de C.V.	9,774	10,616	10,561	8,652	9,638
Tenaska Marketing Ventures	11,101	30,510	30,672	18,900	11,715
Texas Eastern Transmission, LP	16	407			
Tidal Energy Marketing (U.S.) L.L.C.	2,101	6,728	7,022	3,381	2,998
Tidal Energy Marketing Inc.	1,353	794	465	536	776
Trafigura Trading LLC	19,934	20,226	17,469	9,922	4,917
TrailStone Energy Marketing, LLC	1,437	1,242	1,344	3,030	3,136
Twin Eagle Resource Management, LLC	103	2,846	2,722	16	43
Uniper Trading Canada Ltd.	2,529	1,204	846	855	862
United Energy Trading, LLC	3,883	3,941	5,913	424	653
Vitol Inc.	7,013	6,097	5,072	6,464	6,506
West Texas Gas, Inc.	1,608	1,632	1,737	1,818	1,582
Totals	754,176	762,442	741,910	747,842	722,312

Short-Term Exports Q3 2022					
Short-Term Exporter (Supplier) Point of Exit	Volume (MMcf) and Average Price (\$/MMBtu)				
	July	August	September	Total Volume	Wtd. Avg. Price
Cove Point LNG, LP BP Energy Company Cove Point, Maryland	464	516	439	1,418	\$32.64
Active Energy Inc. Active Energy Inc. Sault Ste. Marie, Michigan	1,115	1,054	1,021	3,190	\$7.76
Avista Corporation Avista Corporation Sumas, Washington		77	23	101	\$7.85
BP Canada Energy Marketing Corp. Various Niagara Falls, New York		541		541	\$7.73
BP Canada Energy Marketing Corp. St. Clair, Michigan		1,258		1,258	\$8.05
BP Canada Energy Marketing Corp. Various Waddington, New York		184		184	\$8.58
BP Canada Energy Marketing Corp. BP Canada Energy Marketing Corp. Niagara Falls, New York	541		524	1,065	\$6.00
BP Canada Energy Marketing Corp. BP Canada Energy Marketing Corp. St. Clair, Michigan	1,296		470	1,766	\$7.20
BP Canada Energy Marketing Corp. BP Canada Energy Marketing Corp. Waddington, New York	196		266	462	\$6.81
BP Energy Company Mex Gas Supply Rio Grande City, Texas	5,514	5,314	5,150	15,977	\$6.98
BP Energy Company Various Alberta Customers Presidio, Texas	110	157	198	465	\$6.74
BP Energy Company Various Alamo, Texas	206	97	116	419	\$7.05

Short-Term Exports Q3 2022					
Short-Term Exporter (Supplier) Point of Exit	Volume (MMcf) and Average Price (\$/MMBtu)				
	July	August	September	Total Volume	Wtd. Avg. Price
BP Energy Company Various Brownsville, Texas	401	431	312	1,144	\$7.85
CFE INTERNATIONAL LLC. CFE INTERNATIONAL LLC. Brownsville, Texas	30,095	28,457	28,248	86,800	\$7.66
CFE INTERNATIONAL LLC. CFE INTERNATIONAL LLC. El Paso, Texas	4,816	4,938	4,158	13,912	\$7.02
CFE INTERNATIONAL LLC. CFE INTERNATIONAL LLC. Laredo, Texas	9,346	9,325	7,311	25,982	\$7.73
CFE INTERNATIONAL LLC. CFE INTERNATIONAL LLC. Presidio, Texas	19,930	19,347	17,130	56,407	\$6.99
CFE INTERNATIONAL LLC. CFE INTERNATIONAL LLC. Rio Bravo, Texas	1,785	544	670	2,999	\$6.98
CFE INTERNATIONAL LLC. CFE INTERNATIONAL LLC. Rio Grande City, Texas	21,155	20,835	18,839	60,828	\$7.66
CFE INTERNATIONAL LLC. CFE INTERNATIONAL LLC. San Elizario, Texas	18,450	16,282	13,380	48,112	\$6.95
CIMA ENERGY, LP Various St. Clair, Michigan		389		389	\$8.38
CIMA ENERGY, LP Various St. Clair, Michigan	260		20	281	\$7.72
COPEQ TRADING CO. Inc. COPEQ TRADING CO. Inc. Rio Grande City, Texas	5,815	6,036	6,028	17,880	\$8.07
Carib Energy (USA) LLC Gas Natural Aprovisionamientos SDG. S.A.) Penuelas, Puerto Rico	32	25	14	72	\$21.67

Short-Term Exports Q3 2022					
Short-Term Exporter (Supplier) Point of Exit	Volume (MMcf) and Average Price (\$/MMBtu)				
	July	August	September	Total Volume	Wtd. Avg. Price
Carib Energy (USA) LLC Gas Natural Aprovevisionamientos SDG. S.A.) Ponce, Puerto Rico			7	7	\$22.98
Castleton Commodities Merchant Trading L.P. Castleton Commodities Merchant Trading L.P. Grand Island, New York	1,704	1,703	1,302	4,709	\$7.37
Castleton Commodities Merchant Trading L.P. Castleton Commodities Merchant Trading L.P. Marysville, Michigan		286		286	\$8.32
Castleton Commodities Merchant Trading L.P. Castleton Commodities Merchant Trading L.P. Niagara Falls, New York	556	558	507	1,621	\$7.35
Castleton Commodities Merchant Trading L.P. Castleton Commodities Merchant Trading L.P. Noyes, Minnesota					\$7.40
Castleton Commodities Merchant Trading L.P. Castleton Commodities Merchant Trading L.P. St. Clair, Michigan	651	1,019	268	1,938	\$7.82
Castleton Commodities Merchant Trading L.P. Castleton Commodities Merchant Trading L.P. Waddington, New York			93	93	\$6.45
de C. V. Kinder Morgan Roma, Texas	530	398	231	1,158	\$7.37
Central Lomas de Real, S.A. de C.V. Trafigura Trading LLC Rio Bravo, Texas	2,318	2,562	2,518	7,398	\$7.78
Central Valle Hermoso, S.A. de C.V. Trafigura Trading LLC Rio Bravo, Texas	2,364	2,559	2,517	7,440	\$7.81
Citadel Energy Marketing LLC Citadel Energy Marketing LLC Pittsburg, New Hampshire	12	11		23	\$8.16
Citadel Energy Marketing LLC Citadel Energy Marketing LLC St. Clair, Michigan	1,788	2,541	1,930	6,259	\$7.63

Short-Term Exports Q3 2022					
Short-Term Exporter (Supplier) Point of Exit	Volume (MMcf) and Average Price (\$/MMBtu)				
	July	August	September	Total Volume	Wtd. Avg. Price
Citadel Energy Marketing LLC Citadel Energy Marketing LLC Sumas, Washington	41	74	329	445	\$8.04
Citadel Energy Marketing LLC Citadel Energy Marketing LLC Waddington, New York	90	55	156	301	\$7.31
Concord Energy LLC Concord Energy LLC Noyes, Minnesota	43	19	12	74	\$3.37
Connecticut Natural Gas Corporation Freepoint Commodities LLC Waddington, New York	132	106		239	\$7.69
DTE Energy Trading, Inc. Various Niagara Falls, New York	2,830	2,819	2,716	8,365	\$7.42
DTE Energy Trading, Inc. Various Pittsburg, New Hampshire					\$7.18
DTE Energy Trading, Inc. Various Sault Ste. Marie, Michigan	48	10	155	212	\$8.14
DTE Energy Trading, Inc. Various St. Clair, Michigan	1,583	1,522	949	4,054	\$7.66
Direct Energy Marketing, Inc. Direct Energy Marketing Limited Grand Island, New York	153	153	148	453	\$7.25
Direct Energy Marketing, Inc. Direct Energy Marketing Limited Niagara Falls, New York	293	264	281	838	\$7.22
Direct Energy Marketing, Inc. Direct Energy Marketing Limited St. Clair, Michigan	585	672	432	1,688	\$7.62
EAP Ohio, LLC EAP Ohio, LLC St. Clair, Michigan	5,185	4,365	4,606	14,156	\$7.36

Short-Term Exports Q3 2022					
Short-Term Exporter (Supplier) Point of Exit	Volume (MMcf) and Average Price (\$/MMBtu)				
	July	August	September	Total Volume	Wtd. Avg. Price
EDF Trading North America, LLC. ARC Resources Ltd. St. Clair, Michigan	27	13		40	\$7.47
EDF Trading North America, LLC. Arc Resources U.S. Corp. St. Clair, Michigan			18	18	\$5.61
EDF Trading North America, LLC. Ascent Resources St. Clair, Michigan	9		32	42	\$7.07
EDF Trading North America, LLC. BP Canada Energy Group ULC St. Clair, Michigan			6	6	\$5.61
EDF Trading North America, LLC. BP Canada Energy Marketing Corp. St. Clair, Michigan	7	3		10	\$7.48
EDF Trading North America, LLC. Canadian Natural Resources Limited St. Clair, Michigan	5	13	11	29	\$7.34
EDF Trading North America, LLC. CarbonBetter, LLC St. Clair, Michigan					\$5.61
EDF Trading North America, LLC. Citadel Energy Marketing LLC St. Clair, Michigan					\$5.61
EDF Trading North America, LLC. Concord Energy LLC St. Clair, Michigan					\$5.61
EDF Trading North America, LLC. ConocoPhillips Company St. Clair, Michigan	7	3	6	16	\$6.75
EDF Trading North America, LLC. Constellation Energy Generation LLC St. Clair, Michigan	14		12	25	\$6.39
EDF Trading North America, LLC. Constellation Energy St. Clair, Michigan		6		6	\$8.33

Short-Term Exports Q3 2022					
Short-Term Exporter (Supplier) Point of Exit	Volume (MMcf) and Average Price (\$/MMBtu)				
	July	August	September	Total Volume	Wtd. Avg. Price
EDF Trading North America, LLC. ES-C&IGAS St. Clair, Michigan					\$8.33
EDF Trading North America, LLC. Hartree Partners, LP St. Clair, Michigan					\$8.33
EDF Trading North America, LLC. Hess Energy Trading Company, LLC St. Clair, Michigan	41	35	36	111	\$7.00
EDF Trading North America, LLC. ICE NGX Canada Inc. St. Clair, Michigan	31	68	40	138	\$7.35
EDF Trading North America, LLC. J. Aron & Company LLC St. Clair, Michigan			1	1	\$5.61
EDF Trading North America, LLC. J. Aron & Company St. Clair, Michigan		1		1	\$8.33
EDF Trading North America, LLC. Kiwetinohk Marketing US Corp. St. Clair, Michigan	54	26	33	113	\$6.92
EDF Trading North America, LLC. Koch Energy Services, LLC St. Clair, Michigan	4	1	1	6	\$7.21
EDF Trading North America, LLC. Macquarie Energy LLC St. Clair, Michigan	9	4	7	20	\$6.80
EDF Trading North America, LLC. Pecan Pipeline (North Dakota), Inc St. Clair, Michigan	27	13	12	52	\$7.04
EDF Trading North America, LLC. Sequent Energy Management LLC St. Clair, Michigan					\$5.61
EDF Trading North America, LLC. Shell Energy North America (US), L.P. St. Clair, Michigan				1	\$7.34

Short-Term Exports Q3 2022					
Short-Term Exporter (Supplier) Point of Exit	Volume (MMcf) and Average Price (\$/MMBtu)				
	July	August	September	Total Volume	Wtd. Avg. Price
EDF Trading North America, LLC. Tenaska Marketing Ventures St. Clair, Michigan			1	2	\$6.27
EDF Trading North America, LLC. Tidal Energy Marketing (U.S.) L.L.C. St. Clair, Michigan			3	3	\$5.61
EDF Trading North America, LLC. Tidal Energy Marketing Inc. St. Clair, Michigan		2		2	\$8.06
EDF Trading North America, LLC. Tourmaline Oil Marketing Corp. St. Clair, Michigan					\$5.61
EDF Trading North America, LLC. United Energy Trading, LLC St. Clair, Michigan					\$8.33
ENGIE Energy Marketing NA, Inc. ENGIE Energy Marketing NA, Inc. Hidalgo, Texas	3,319	3,413	4,103	10,835	\$7.88
EQT Energy, LLC EQT Energy, LLC St. Clair, Michigan	6,943	7,123	6,146	20,212	\$7.79
Ecogas Mexico S. de R.L. de C.V. IEnova Marketing Calexico, California	1,224	1,239	1,171	3,634	\$0.70
El Paso Marketing Company, L.L.C. Sempra Douglas, Arizona	1,213	1,081	924	3,219	\$7.73
El Paso Marketing Company, L.L.C. Various Douglas, Arizona	1,246	1,088	786	3,120	\$8.58
Emera Energy Services, Inc. Emera Energy LP Calais, Maine	240	262	307	809	\$7.52
Emera Energy Services, Inc. Emera Energy LP Grand Island, New York	347	339	323	1,009	\$7.33

Short-Term Exports Q3 2022					
Short-Term Exporter (Supplier) Point of Exit	Volume (MMcf) and Average Price (\$/MMBtu)				
	July	August	September	Total Volume	Wtd. Avg. Price
Emera Energy Services, Inc. Emera Energy LP Niagara Falls, New York	3,437	3,406	3,324	10,167	\$7.38
Emera Energy Services, Inc. Emera Energy LP St. Clair, Michigan	457	709	436	1,601	\$7.34
Emera Energy Services, Inc. Emera Energy LP Waddington, New York	23	50	104	178	\$7.11
Enbridge Gas Inc. EQT Energy, LLC Niagara Falls, New York	605	605	585	1,796	\$8.31
Enbridge Gas Inc. Various St. Clair, Michigan	7,598	8,058	7,157	22,813	\$8.01
Energia Chihuahua, S.A. de C.V. Saavi Energy Solutions, LLC Clint, Texas	1,361	1,178	984	3,522	\$7.05
Energia de Baja California, S. de R.L. de C.V. Saavi Energy Solutions, LLC Ogilby, California	562	624	840	2,026	\$9.60
Energía Azteca X, S.A. de C.V. Saavi Energy Solutions, LLC Ogilby, California	3,409	3,453	1,564	8,426	\$9.98
Enestas, S.A de C.V Various Laredo, Texas	18	15	24	57	\$11.85
Equinor Natural Gas LLC Equinor Natural Gas LLC Niagara Falls, New York	3,859	3,856	3,727	11,442	\$7.04
Equinor Natural Gas LLC Equinor Natural Gas LLC St. Clair, Michigan		471	151	622	\$8.13
Freepoint Commodities LLC Various St. Clair, Michigan	790	830	897	2,518	\$7.55

Short-Term Exports Q3 2022					
Short-Term Exporter (Supplier) Point of Exit	Volume (MMcf) and Average Price (\$/MMBtu)				
	July	August	September	Total Volume	Wtd. Avg. Price
GIGO Transport, Inc. ConocoPhillips El Paso, Texas	382	410	516	1,308	\$7.84
GIGO Transport, Inc. ConocoPhillips Presidio, Texas	8	8	7	22	\$8.16
GIGO Transport, Inc. ConocoPhillips San Elizario, Texas		17	84	100	\$8.27
GIGO Transport, Inc. Eco-Energy Natural Gas, LLC El Paso, Texas	58			58	\$6.26
GIGO Transport, Inc. Koch Energy Services Company El Paso, Texas	89	88		176	\$7.60
GIGO Transport, Inc. Koch Energy Services, LLC El Paso, Texas			43	43	\$8.13
GIGO Transport, Inc. Spotlight Energy, LLC El Paso, Texas	89	44	57	190	\$7.45
GIGO Transport, Inc. Tenaska Gas Co & Tenaska Wash Partners L.P. San Elizario, Texas	23			23	\$6.26
Irving Oil Limited Irving Oil Terminals Operations LLC Calais, Maine		3	137	140	\$6.69
J. Aron & Company LLC Various St. Clair, Michigan	332	44	39	415	\$7.03
Koch Energy Services, LLC Koch Energy Services, LLC Noyes, Minnesota	19	99	24	142	\$6.52
Koch Energy Services, LLC Koch Energy Services, LLC St. Clair, Michigan	822	1,595	1,003	3,420	\$7.77

Short-Term Exports Q3 2022					
Short-Term Exporter (Supplier) Point of Exit	Volume (MMcf) and Average Price (\$/MMBtu)				
	July	August	September	Total Volume	Wtd. Avg. Price
Macquarie Energy LLC Macquarie Energy LLC Alamo, Texas	164	82	91	336	\$7.32
Macquarie Energy LLC Macquarie Energy LLC Rio Grande City, Texas	1,312	1,106	1,316	3,734	\$7.82
Macquarie Energy LLC Macquarie Energy LLC St. Clair, Michigan	709	663	669	2,041	\$7.37
Macquarie Energy LLC Macquarie Energy LLC Sumas, Washington			19	19	\$6.17
Macquarie Energy LLC Macquarie Energy LLC Waddington, New York			1	1	\$4.99
Maritimes & Northeast Pipeline, L.L.C. Various Calais, Maine	3,911	4,226	4,131	12,268	\$7.58
Mercuria Commodities Canada Corporation Mercuria Commodities Canada Corporation Niagara Falls, New York	152	152	143	448	\$7.34
Mercuria Commodities Canada Corporation Mercuria Commodities Canada Corporation Sault Ste. Marie, Michigan	30			30	\$6.57
Mercuria Commodities Canada Corporation Mercuria Commodities Canada Corporation St. Clair, Michigan	1,006	983	990	2,979	\$7.41
Mercuria Commodities Canada Corporation Mercuria Commodities Canada Corporation Sumas, Washington	16	1	21	37	\$6.47
Mexicana de Cobre, S.A. de C.V. J. Aron & Company Douglas, Arizona	2,524	2,319	2,224	7,068	\$7.74
NS Power Energy Marketing Incorporated BP Energy Company Calais, Maine	148	154	143	445	\$9.50

Short-Term Exports Q3 2022					
Short-Term Exporter (Supplier) Point of Exit	Volume (MMcf) and Average Price (\$/MMBtu)				
	July	August	September	Total Volume	Wtd. Avg. Price
NS Power Energy Marketing Incorporated Citadel Energy Marketing LLC Calais, Maine	5	86	5	96	\$11.15
NS Power Energy Marketing Incorporated DTE Energy Trading, Inc. Calais, Maine		2	5	7	\$9.75
NS Power Energy Marketing Incorporated Emera Energy Services, Inc. Calais, Maine	593	593	573	1,759	\$9.28
NS Power Energy Marketing Incorporated Irving Oil Terminals Operations Inc. Calais, Maine	296	296		593	\$8.56
NS Power Energy Marketing Incorporated PetroChina International (Canada) Inc. Calais, Maine	581	527		1,108	\$6.79
NS Power Energy Marketing Incorporated PetroChina International (Canada) Trading Ltd. Calais, Maine			375	375	\$7.72
NS Power Energy Marketing Incorporated Twin Eagle Resource Management, LLC Calais, Maine		15		15	\$10.58
New England NG Supply Limited Castleton Commodities Canada LP Calais, Maine			5	5	\$8.44
New England NG Supply Limited Castleton Commodities Merchant Trading L.P. Calais, Maine	45			45	\$5.77
New England NG Supply Limited Citadel Energy Marketing LLC Calais, Maine	28	12	51	91	\$9.62
New England NG Supply Limited Direct Energy Marketing Limited Calais, Maine	10	50	16	76	\$9.11
New England NG Supply Limited Emera Energy Services, Inc. Calais, Maine			33	33	\$6.94

Short-Term Exports Q3 2022					
Short-Term Exporter (Supplier) Point of Exit	Volume (MMcf) and Average Price (\$/MMBtu)				
	July	August	September	Total Volume	Wtd. Avg. Price
New England NG Supply Limited Exelon Corporation Calais, Maine		18	11	30	\$9.91
New England NG Supply Limited Freepoint Commodities LLC Calais, Maine		3		3	\$9.55
New England NG Supply Limited New England NG Supply Limited Calais, Maine	261	295	269	824	\$4.24
New England NG Supply Limited PetroChina International (America) Inc. Calais, Maine		7		7	\$9.50
New England NG Supply Limited Twin Eagle Resource Management, LLC Calais, Maine		14	13	27	\$8.68
Pemex Transformacion Industrial MGI Alamo, Texas	1,432	889	655	2,976	\$8.10
Pemex Transformacion Industrial MGI Clint, Texas	712	752	731	2,195	\$7.42
Pemex Transformacion Industrial MGI Douglas, Arizona	18	15	19	52	\$8.04
Pemex Transformacion Industrial MGI McAllen, Texas	1,988	1,962	761	4,712	\$8.14
Pemex Transformacion Industrial MGI Rio Grande City, Texas	3,871	7,267	6,815	17,953	\$8.46
Pemex Transformacion Industrial MGI Roma, Texas	5,312	5,372	4,574	15,258	\$8.35
PetroChina International (Canada) Trading Ltd. PetroChina International (Canada) Trading Ltd. Noyes, Minnesota		2		2	\$7.74

Short-Term Exports Q3 2022					
Short-Term Exporter (Supplier) Point of Exit	Volume (MMcf) and Average Price (\$/MMBtu)				
	July	August	September	Total Volume	Wtd. Avg. Price
Powerex Corp. Mieco LLC Sumas, Washington		19		19	\$8.22
Powerex Corp. Shell Energy North America (US), L.P. Sumas, Washington		5		5	\$8.84
Powerex Corp. Storage Sumas, Washington	4	1	1	5	\$6.45
Puget Sound Energy, Inc. Puget Sound Energy, Inc. Sumas, Washington	17	13		29	\$5.14
Rainbow Energy Marketing Corporation ConocoPhillips Presidio, Texas	4	18	57	79	\$6.47
Rainbow Energy Marketing Corporation Mex Gas Supply Hidalgo, Texas	350	303	300	953	\$7.93
Rainbow Energy Marketing Corporation Mex Gas Supply McAllen, Texas			30	30	\$7.42
Rainbow Energy Marketing Corporation Mex Gas Supply Rio Grande City, Texas	3,020	1,990	2,143	7,154	\$7.71
Rainbow Energy Marketing Corporation Naturgy Servicios, S.A. de C.V. Hidalgo, Texas	436	236	137	808	\$7.78
Rainbow Energy Marketing Corporation Naturgy Servicios, S.A. de C.V. Laredo, Texas	311	396	367	1,075	\$7.80
Rainbow Energy Marketing Corporation Pemcorp, S.A.P.I de C.V. Roma, Texas	297	340	301	938	\$7.46
Rainbow Energy Marketing Corporation Trafigura Trading LLC McAllen, Texas	768	578	750	2,096	\$8.07

Short-Term Exports Q3 2022					
Short-Term Exporter (Supplier) Point of Exit	Volume (MMcf) and Average Price (\$/MMBtu)				
	July	August	September	Total Volume	Wtd. Avg. Price
Repsol Energy North America Corporation Repsol Energy Canada Ltd. Calais, Maine	70	75	35	180	\$7.73
Repsol Energy North America Corporation Repsol Energy Canada Ltd. Grand Island, New York	2,887	2,887	2,852	8,626	\$7.69
Repsol Energy North America Corporation Repsol Energy Canada Ltd. Noyes, Minnesota	272	245	210	727	\$7.37
SARME ENERGY INC ConocoPhillips Company Ogilby, California	91	88	85	264	\$7.62
Santa Fe Gas LLC Santa Fe Gas LLC El Paso, Texas	2,950	2,982	2,906	8,838	\$7.41
Santa Fe Gas LLC Santa Fe Gas LLC Presidio, Texas	684	602	597	1,883	\$7.72
Santa Fe Gas LLC Santa Fe Gas LLC San Elizario, Texas	49			49	\$6.28
Sempra Gas & Power Marketing, LLC Chevron Natural Gas Services, Inc. Clint, Texas	755	114		869	\$6.35
Sempra Gas & Power Marketing, LLC ConocoPhillips Sasabe, Arizona	180	207	156	543	\$7.80
Sempra Gas & Power Marketing, LLC MGI Rio Grande City, Texas	105	38	250	393	\$7.71
Sempra Gas & Power Marketing, LLC Various Calexico, California	1,210	1,229	1,165	3,604	\$9.31
Sempra Gas & Power Marketing, LLC Various Ogilby, California	1,275	802	1,470	3,546	\$7.95

Short-Term Exports Q3 2022					
Short-Term Exporter (Supplier) Point of Exit	Volume (MMcf) and Average Price (\$/MMBtu)				
	July	August	September	Total Volume	Wtd. Avg. Price
Sempra Gas & Power Marketing, LLC Various Presidio, Texas	45	40	37	121	\$6.92
Sempra Gas & Power Marketing, LLC Various San Elizario, Texas	17	676	781	1,474	\$8.07
Sempra LNG International, LLC Sempra Gas & Power Marketing, LLC Ogilby, California	8,050	7,892	7,907	23,849	\$8.90
Sequent Energy Management, L.P. Sequent Energy Management LLC St. Clair, Michigan	1,241	1,331	808	3,379	\$7.68
Sequent Energy Management, L.P. Various St. Clair, Michigan		101		101	\$7.50
Shell Energy North America (US), L.P. Shell Energy North America (US), L.P. Rio Grande City, Texas	1,600	1,444	2,084	5,128	\$8.07
Shell Energy North America (US), L.P. Shell Energy North America (US), L.P. McAllen, Texas	1,439	1,518	1,500	4,457	\$8.19
Solensa S.A. de CV Various Laredo, Texas		6		6	\$20.12
Solensa S.A. de CV Various Nogales, Arizona	7	15		22	\$18.80
Spire Marketing Inc. Range Resources St. Clair, Michigan	759	741	239	1,739	\$7.49
Stabilis GDS, Inc. Stabilis GDS, Inc. Laredo, Texas	31	54	35	120	\$16.74
Stabilis GDS, Inc. Stabilis LNG Eagle Ford, LLC Laredo, Texas	20	13	34	68	\$14.06

Short-Term Exports Q3 2022					
Short-Term Exporter (Supplier) Point of Exit	Volume (MMcf) and Average Price (\$/MMBtu)				
	July	August	September	Total Volume	Wtd. Avg. Price
Steel Reef Burke LLC Various Portal, North Dakota		55	48	103	\$2.52
TM Energy Atlantica Inc. Various Calais, Maine		6		6	\$11.95
TM Energy Atlantica Inc. BP Energy Company Calais, Maine		1		1	\$13.00
TM Energy Atlantica Inc. Castleton Commodities Merchant Trading L.P. Calais, Maine	11	26	209	246	\$9.47
TM Energy Atlantica Inc. Citadel Energy Marketing LLC Calais, Maine		3		3	\$9.62
TM Energy Atlantica Inc. Citadel Energy Marketing LLC Calais, Maine	2		2	4	\$9.24
TM Energy Atlantica Inc. Constellation Energy Generation, LLC Calais, Maine			9	9	\$8.06
TM Energy Atlantica Inc. DTE Energy Trading, Inc. Calais, Maine	1	7	2	10	\$9.07
TM Energy Atlantica Inc. Direct Energy Business Marketing, LLC Calais, Maine	25	27	144	195	\$8.53
TM Energy Atlantica Inc. Dynergy Marketing and Trade, LLC Calais, Maine					\$10.00
TM Energy Atlantica Inc. Irving Oil Terminals Operations LLC Calais, Maine		12		12	\$9.19
TM Energy Atlantica Inc. NS Power Energy Marketing Incorporated Calais, Maine	1		1	2	\$6.77

Short-Term Exports Q3 2022					
Short-Term Exporter (Supplier) Point of Exit	Volume (MMcf) and Average Price (\$/MMBtu)				
	July	August	September	Total Volume	Wtd. Avg. Price
TM Energy Atlantica Inc. Portland Natural Gas Transmission System Calais, Maine		2	1	4	\$11.89
TM Energy Atlantica Inc. Sprague Operating Resources LLC Calais, Maine	6	21	2	30	\$8.96
TM Energy Atlantica Inc. Tenaska Marketing Ventures Calais, Maine	2	7	1	10	\$7.11
TM Energy Atlantica Inc. Twin Eagle Resource Management, LLC Calais, Maine			7	7	\$6.47
Techgen S.A. de C.V. ConocoPhillips Company Roma, Texas	1,520	1,517	1,467	4,505	\$7.80
Techgen S.A. de C.V. Kinder Morgan Roma, Texas	8	5	10	22	\$7.81
Techgen S.A. de C.V. Morgan Stanley Capital Group Inc. Roma, Texas	304	303	293	901	\$7.80
Techgen S.A. de C.V. Tenaska Marketing Ventures Roma, Texas	1,434	1,371	1,405	4,210	\$7.80
Tenaska Marketing Ventures Various Detroit, Michigan	751	1,715	1,654	4,120	\$7.52
Tenaska Marketing Ventures Various Noyes, Minnesota	182	181	174	537	\$6.15

Revisions

Revisions

Transactions listed here show changes from data published in the *Natural Gas Imports and Exports Second Quarter Report 2022*. Revisions usually occur when importers/exporters file late or corrected data after the Report has been published. Specific reasons for revisions are provided for each transaction listed below. Depending on the time period for revised data, Quarterly Reports prior to the Second Quarter 2022 may also be affected. Revisions may affect transaction-level data as well as total volumes and average prices that were previously published.

Date	Importer/ Exporter	Country of Origin/ Destination	Point of Entry/Exit	Activity	Type of Authorization	Supplier	Volume (Mcf)	Price (\$ per MMBtu)	Note
Feb-22	Husky Marketing and Supply Company	Canada	Port of Morgan, MT	Import	Short-Term		2,697,639	\$ 6.01	Volume changed from 4,164,140 Mcf to 2,697,639 Mcf and price changed from \$3.94 to \$6.01.
Mar-22	Husky Marketing and Supply Company	Canada	Port of Morgan, MT	Import	Short-Term		4,164,140	\$ 3.26	Volume changed from 4,164,140 Mcf to 2,986,793 Mcf and price changed from \$3.26 to \$4.49.
Apr-22	Husky Marketing and Supply Company	Canada	Port of Morgan, MT	Import	Short-Term		2,730,386	\$ 4.96	Volume changed from 4,442,231 Mcf to 2,730,386 Mcf and price changed from \$3.09 to \$4.96.
May-22	Husky Marketing and Supply Company	Canada	Port of Morgan, MT	Import	Short-Term		2,632,814	\$ 6.65	Volume changed from 4,556,985 Mcf to 2,632,814 Mcf and price changed from \$3.88 to \$6.65.
May-22	Venture Global Calcasieu Pass, LLC	France	Cameron, LA	Export	Long-Term	Venture Global Calcasieu Pass, LLC	1,989,768	\$ 19.00	Volume changed from 2,646,569 Mcf to 1,989,768 Mcf.
May-22	Venture Global Calcasieu Pass, LLC	Greece	Cameron, LA	Export	Long-Term	Venture Global Calcasieu Pass, LLC	1,477,801	\$ 19.00	Volume changed from 821,000 Mcf to 1,477,801 Mcf.
Jun-22	Cenovus Energy Marketing Services Ltd.	Canada	Eastport, ID	Import	Short-Term	Cenovus Energy Inc.	1,343,870	\$ 5.85	Volume changed from 1,358,771 Mcf to 1,343,870 Mcf.
Jun-22	Husky Marketing and Supply Company	Canada	Port of Morgan, MT	Import	Short-Term		2,556,453	\$ 7.50	Volume changed from 4,403,787 Mcf to 2,556,453 Mcf and price changed from \$4.40 to \$7.50.
Jun-22	Spire Marketing Inc.	Canada	St. Clair, MI	Export	Short-Term	Range Resources	598,666	\$ 6.62	Previously not reported.