



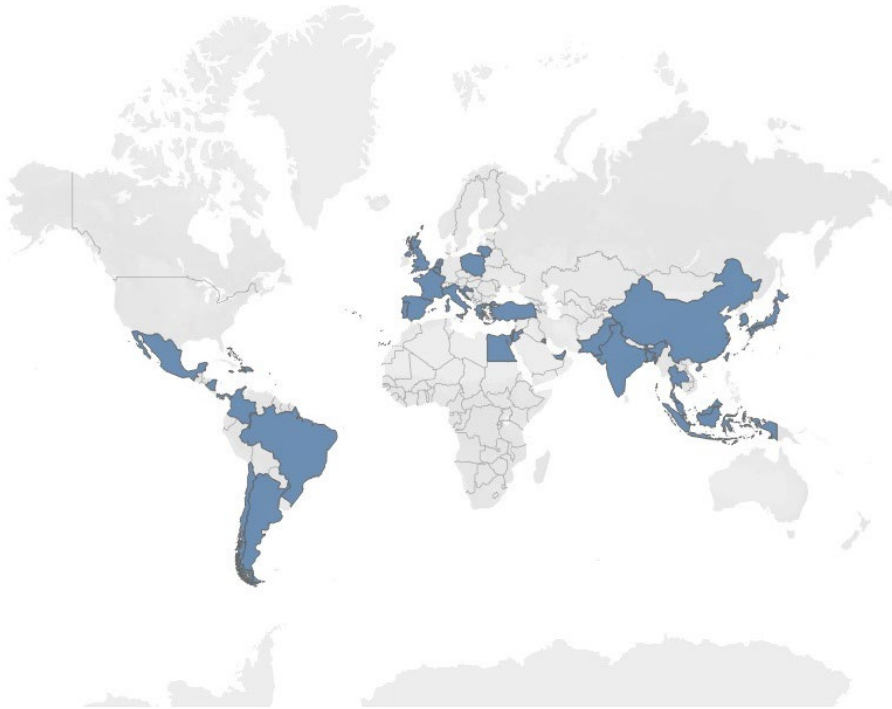
U.S. DEPARTMENT OF  
**ENERGY**

Fossil Energy and  
Carbon Management

OFFICE OF RESOURCE SUSTAINABILITY

# LNG Monthly

Published November 2022



Map shows Countries of Destination of Exports of Domestically-Produced LNG  
(February 2016 through September 2022)

To be placed on the LNG Monthly email distribution list, please add your contact information here:

[https://public.govdelivery.com/accounts/USDOEOFE/subscriber/new?utm\\_medium=email&utm\\_source=govdelivery](https://public.govdelivery.com/accounts/USDOEOFE/subscriber/new?utm_medium=email&utm_source=govdelivery)

All other inquiries, please send an email to [nreports@hq.doe.gov](mailto:nreports@hq.doe.gov).

For electronic version: <https://www.energy.gov/fe/listings/lng-reports>

# Table of Contents

## Cumulative Map of LNG Exports

<b>1</b>	<b>Summary</b> .....	1
1a	Table of Exports of Domestically-Produced LNG Delivered by Region – from February 2016 .....	1
1b	Shipments of Domestically-Produced LNG Delivered by Country – from February 2016 .....	2
1c	Domestically-Produced LNG Exported by Point of Exit .....	3
1d	Domestically-Produced LNG Exported by Region.....	3
1e	Volumes and Percentages of FTA and nFTA Shipments of Domestically-Produced LNG Delivered.....	4
1f	Domestically-Produced LNG Delivered by Point of Exit per month.....	5
1g	Vessel-Borne Imports of LNG by Point of Entry per month .....	6
	(i) Vessel-Borne Imports of LNG to Continental United States.....	6
	(ii) Vessel-Borne Imports of LNG to Puerto Rico .....	7
1h	Destination of Domestically-Produced LNG Delivered by Country and Region with Trade Agreement Status.....	8
<b>2</b>	<b>LNG Activity</b>	
2a	Shipments of Domestically-Produced LNG Delivered YTD 2022.....	
	(i) Sabine Pass.....	9
	(ii) Cove Point.....	17
	(iii) Corpus Christi .....	19
	(iv) Cameron .....	27
	(v) Freeport .....	31
	(vi) Elba Island .....	35
	(vii) Venture Global Calcasieu Pass, LLC.....	36
2b	Shipments of Domestically-Produced LNG Shipped by ISO Container YTD 2022 .....	38
2c	Shipments of LNG Re-Exported YTD 2022.....	47
2d	LNG Imports by Country, Point of Entry, and Importer .....	48
2e	Shipments of LNG Received YTD 2022.....	49
2f	Shipments of LNG Received YTD 2022, Puerto Rico .....	50
<b>3</b>	<b>Graphical Summaries</b> .....	52
<b>4</b>	<b>Notes and Definitions</b> .....	55

# Summary

## Overview of Activity for September 2022

- **Top five countries of destination, representing 61.4% of total U.S. LNG exports in September 2022**
  - France (57.9 Bcf), United Kingdom (48.0 Bcf), Netherlands (30.9 Bcf), Spain (24.7 Bcf), and South Korea (19.7 Bcf)
- **295.1 Bcf of exports in September 2022**
  - 1.6% decrease from August 2022
  - 3.7% more than September 2021
- **98 cargos shipped in August 2022**
  - Sabine Pass (33), Cameron (33), Corpus Christi (20), Cove Point (8), Elba (4), and Freeport (0)
  - 99 cargos in August 2022
  - 94 cargos in September 2021

### 1a. Table of Exports of Domestically-Produced LNG Delivered by Region (Cumulative from February 2016 through September 2022)

Region	Number of Countries Receiving Per Region	Volume Exported (Bcf)	Percentage Receipts of Total Volume Exported (%)	Number of Cargos*
East Asia and Pacific	8	4,264.4	33.7%	1252
Europe and Central Asia	13	5,104.9	40.4%	1604
Latin America and the Caribbean**	13	2,113.5	16.7%	753
Middle East and North Africa	5	373.3	3.0%	109
South Asia	3	792.2	6.3%	236
Sub-Saharan Africa	0	0.0	0.0%	0
<b>Total LNG Exports</b>	<b>42</b>	<b>12,648.2</b>	<b>100.0%</b>	<b>3,954</b>

\*Split cargos counted as both individual cargos and countries

\*\*Number of cargos does not include the shipments by ISO container

## 1b. Shipments of Domestically-Produced LNG Delivered – by Country (Cumulative from February 2016 through September 2022)

Country of Destination	Region	Number of Cargos	Volume (Bcf of Natural Gas)	Percentage of Total U.S LNG Exports (%)
1. South Korea*	East Asia and Pacific	473	1,647.4	13.0%
2. Japan*	East Asia and Pacific	344	1,187.0	9.4%
3. Spain*	Europe and Central Asia	308	967.7	7.7%
4. China*	East Asia and Pacific	273	935.4	7.4%
5. France*	Europe and Central Asia	259	837.6	6.6%
6. United Kingdom*	Europe and Central Asia	238	793.8	6.3%
7. Netherlands*	Europe and Central Asia	194	636.9	5.0%
8. Brazil*	Latin America and the Caribbean	216	604.9	4.8%
9. India*	South Asia	177	598.8	4.7%
10. Mexico*	Latin America and the Caribbean	163	546.3	4.3%
11. Turkey*	Europe and Central Asia	167	532.6	4.2%
12. Chile*	Latin America and the Caribbean	132	419.3	3.3%
13. Italy*	Europe and Central Asia	93	302.1	2.4%
14. Taiwan*	East Asia and Pacific	95	301.7	2.4%
15. Argentina*	Latin America and the Caribbean	110	265.2	2.1%
16. Poland*	Europe and Central Asia	73	244.4	1.9%
17. Portugal*	Europe and Central Asia	76	240.7	1.9%
18. Greece*	Europe and Central Asia	70	167.8	1.3%
19. Kuwait	Middle East and North Africa	44	153.1	1.2%
20. Dominican Republic*	Latin America and the Caribbean	62	147.7	1.2%
21. Lithuania	Europe and Central Asia	43	133.2	1.1%
22. Belgium*	Europe and Central Asia	40	131.2	1.0%
23. Pakistan*	South Asia	40	128.9	1.0%
24. Jordan*	Middle East and North Africa	36	124.2	1.0%
25. Croatia	Europe and Central Asia	34	102.4	0.8%
26. Singapore*	East Asia and Pacific	31	100.7	0.8%
27. Thailand*	East Asia and Pacific	24	82.9	0.7%
28. Bangladesh*	South Asia	19	64.5	0.5%
29. Jamaica*	Latin America and the Caribbean	26	57.4	0.5%
30. United Arab Emirates	Middle East and North Africa	15	51.1	0.4%
31. Panama*	Latin America and the Caribbean	27	47.9	0.4%
32. Israel*	Middle East and North Africa	9	28.0	0.2%
33. Colombia*	Latin America and the Caribbean	17	20.5	0.2%
34. Egypt*	Middle East and North Africa	5	16.9	0.1%
35. Malta*	Europe and Central Asia	9	14.6	0.1%
36. Indonesia*	East Asia and Pacific	11	5.5	0.0%
37. Malaysia	East Asia and Pacific	1	3.7	0.0%
<b>Total Exports by Vessel</b>		<b>3,954</b>	<b>12,643.9</b>	
38. Barbados	Latin America and the Caribbean	304	1.3	0.0%
39. Bahamas	Latin America and the Caribbean	614	1.4	0.0%
Jamaica	Latin America and the Caribbean	112	1.2	0.0%
40. Haiti	Latin America and the Caribbean	128	0.4	0.0%
41. Antigua and Barbuda	Latin America and the Caribbean	29	0.0	0.0%
42. Nicaragua	Latin America and the Caribbean	1	0.0	0.0%
<b>Total Exports by ISO</b>		<b>1158</b>	<b>4.3</b>	
<b>Total Exports by Vessel and ISO</b>		<b>5,112</b>	<b>12,648.2</b>	

### Note:

Volume and Number of Cargos are the cumulative totals of each individual Country of Destination by Region starting from February 2016.

Jamaica has received U.S. LNG exports by both vessel and ISO container. The volumes are totaled separately

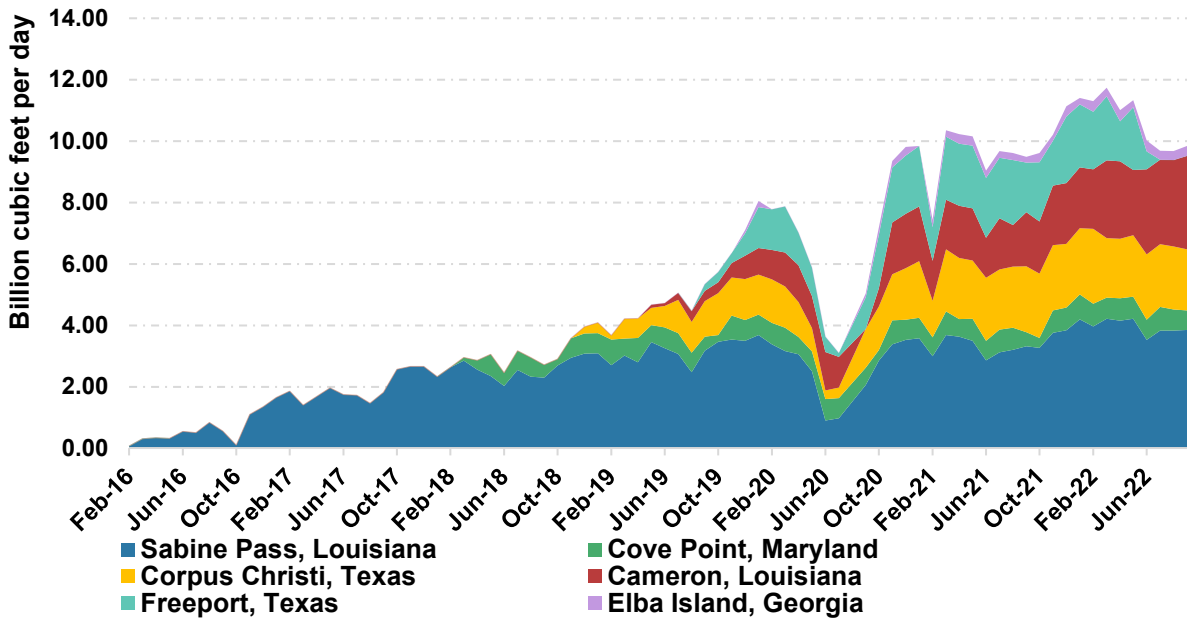
\* Split cargoes counted as both individual cargoes and countries.

Vessel = LNG Exports by Vessel and ISO container = LNG Exports by Vessel in ISO Containers.

Does not include re-exports of previously-imported LNG. See table 2c for re-exports data.

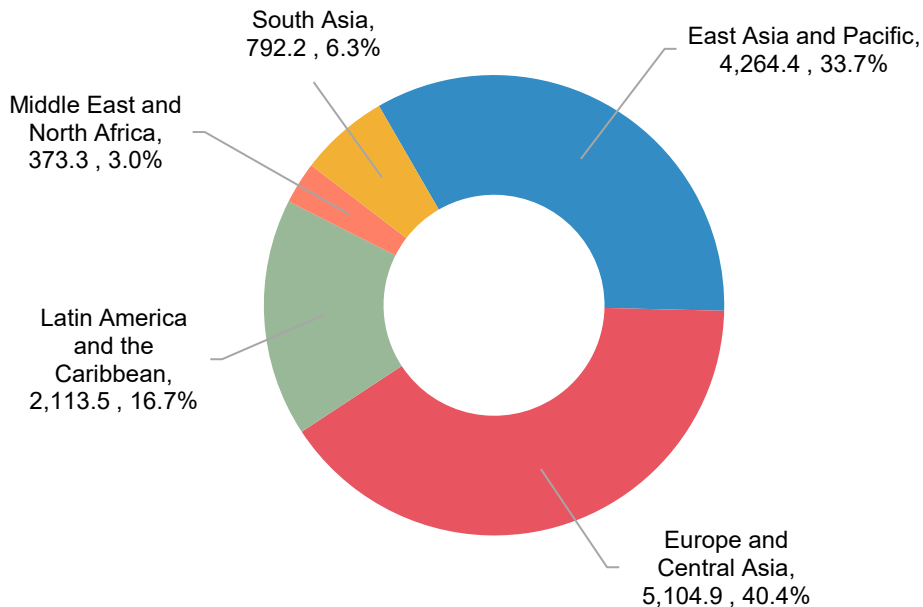
Totals may not equal sum of components because of independent rounding.

### 1c. Domestically-Produced LNG Exported by Point of Exit (February 2016 through September 2022)



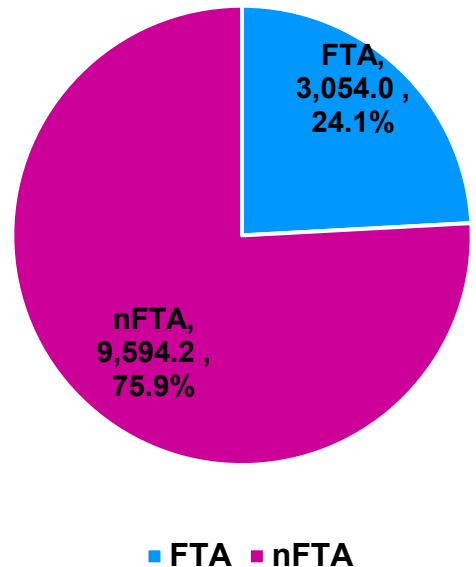
The Cameron, LA point of exit includes exports from Cameron LNG and Venture Global Calcasieu Pass.

### 1d. Domestically-Produced LNG Exported by Region (Cumulative from February 2016 through September 2022) (Bcf, %)



## 1e. Volumes and Percentages of FTA and nFTA Shipments of Domestically-Produced LNG Delivered (Cumulative from February 2016 through August 2022)

	Volume (Bcf)	Percentage of Total Volume	Number of Countries
FTA	3,054.0	24.1%	9
nFTA	9,594.2	75.9%	33
<b>Total LNG Exports</b>	<b>12,648.2</b>	<b>100.0%</b>	<b>42</b>



**Spot cargos** total 577.7 Bcf - or 4.6 percent - of the 12,648.2 Bcf total volume of shipments.

These totals are cumulative starting from February 2016 through September 2022 - a cumulative listing of cargos and regions in Table 1b and a cumulative list of FTAs and nFTAs in Table 1h.

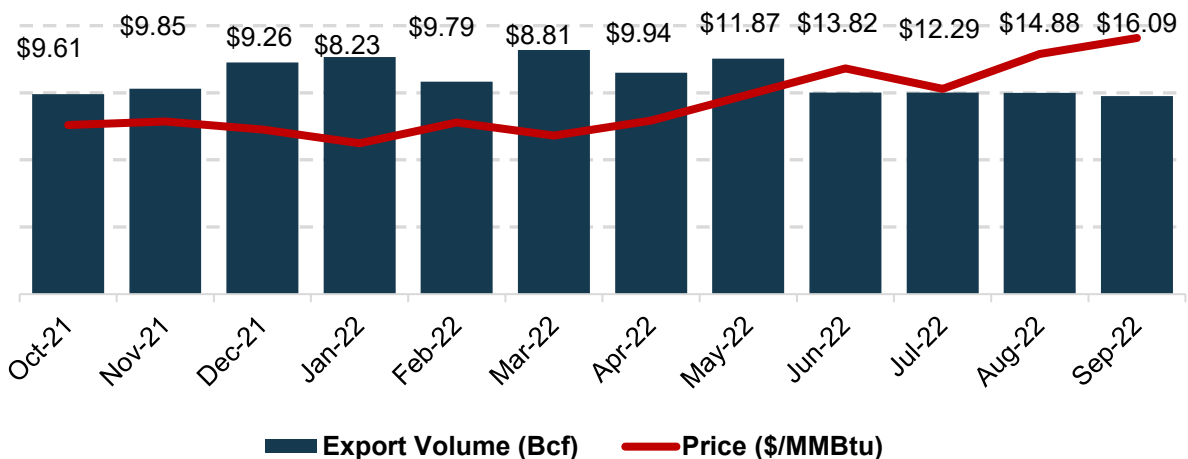
FTA Countries that Require National Treatment for Trade in Natural Gas -As of October 31, 2012, the United States has FTAs that require national treatment for trade in natural gas with Australia, Bahrain, Canada, Chile, Colombia, Dominican Republic, El Salvador, Guatemala, Honduras, Jordan, Mexico, Morocco, Nicaragua, Oman, Panama, Peru, Republic of Korea and Singapore. Panama is the most recent country with which the United States has entered into a FTA that requires national treatment for trade in natural gas, effective October 31, 2012. Not all countries that have a FTA with the United States require national treatment for trade in natural gas (i.e. Costa Rica and Israel). A list of all countries with which the United States has a FTA can be found at: <http://www.ustr.gov/trade-agreements/free-trade-agreements>.

More information can be found on DOE's website - <https://energy.gov/fe/services/natural-gas-regulation/how-obtain-authorization-import-and-or-export-natural-gas-and-lng>

Totals may not equal sum of components because of independent rounding.

## 1f. Domestically-Produced LNG Exported – Volume (Bcf) and Weighted Average price (\$/MMBtu) by Point of Exit per month

	Oct-21	Nov-21	Dec-21	Jan-22	Feb-22	Mar-22	Apr-22	May-22	Jun-22	Jul-22	Aug-22	Sep-22	Total
<b>Sabine Pass, LA</b>	101.3	112.8	119.1	130.1	110.9	130.5	124.6	130.7	105.7	118.5	118.7	115.6	<b>1,418.5</b>
	\$9.43	\$9.81	\$8.94	\$8.40	\$9.81	\$7.92	\$8.80	\$10.93	\$12.90	\$10.50	\$12.71	\$13.71	<b>\$10.27</b>
<b>Cove Point, MD</b>	9.9	21.9	23.0	25.2	20.9	21.4	21.8	22.2	19.7	24.2	21.4	18.8	<b>250.6</b>
	\$9.64	\$10.18	\$9.27	\$8.33	\$9.74	\$8.57	\$9.32	\$10.85	\$12.33	\$11.28	\$12.36	\$13.61	<b>\$10.42</b>
<b>Corpus Christi, TX</b>	64.8	63.5	64.0	66.8	68.2	60.1	58.3	62.0	63.7	63.1	63.4	59.8	<b>757.7</b>
	\$10.85	\$10.34	\$11.92	\$9.12	\$10.66	\$9.81	\$10.48	\$11.95	\$13.57	\$12.17	\$14.70	\$15.99	<b>\$11.77</b>
<b>Cameron, LA</b>	52.7	58.1	61.4	61.2	54.4	78.6	75.4	65.8	83.3	85.2	87.2	91.1	<b>854.3</b>
	\$8.93	\$9.36	\$7.59	\$7.40	\$8.72	\$9.76	\$12.33	\$14.85	\$16.05	\$15.15	\$18.92	\$19.89	<b>\$13.08</b>
<b>Freeport, TX</b>	60.0	43.9	67.3	63.9	52.5	64.5	39.3	63.5	17.3	0	0	0	<b>472.2</b>
	\$9.29	\$9.85	\$8.96	\$7.87	\$9.60	\$8.42	\$9.07	\$11.23	\$12.83	0	0	0	<b>\$9.39</b>
<b>Elba Island, GA</b>	9.1	5.8	10.3	6.3	9.6	8.7	10.8	6.9	10.7	9.1	9.2	9.7	<b>106.2</b>
	\$8.65	\$9.17	\$8.41	\$6.70	\$10.40	\$10.12	\$7.93	\$9.66	\$11.40	\$12.20	\$11.58	\$14.31	<b>\$10.16</b>
<b>Total</b>	<b>297.8</b>	<b>306.1</b>	<b>345.0</b>	<b>353.5</b>	<b>316.4</b>	<b>363.8</b>	<b>330.1</b>	<b>351.1</b>	<b>300.4</b>	<b>300.2</b>	<b>299.9</b>	<b>295.1</b>	<b>3,859.5</b>
	<b>\$9.61</b>	<b>\$9.85</b>	<b>\$9.26</b>	<b>\$8.23</b>	<b>\$9.79</b>	<b>\$8.81</b>	<b>\$9.94</b>	<b>\$11.87</b>	<b>\$13.82</b>	<b>\$12.29</b>	<b>\$14.88</b>	<b>\$16.09</b>	<b>\$11.08</b>



### Notes:

Prices are free on board (FOB) and are inclusive of all costs of the LNG up to the point of export, including commodity costs and liquefaction fees.

Does not include re-exports of previously-imported LNG. See table 2c for re-exports data.

Totals may not equal sum of components because of independent rounding.

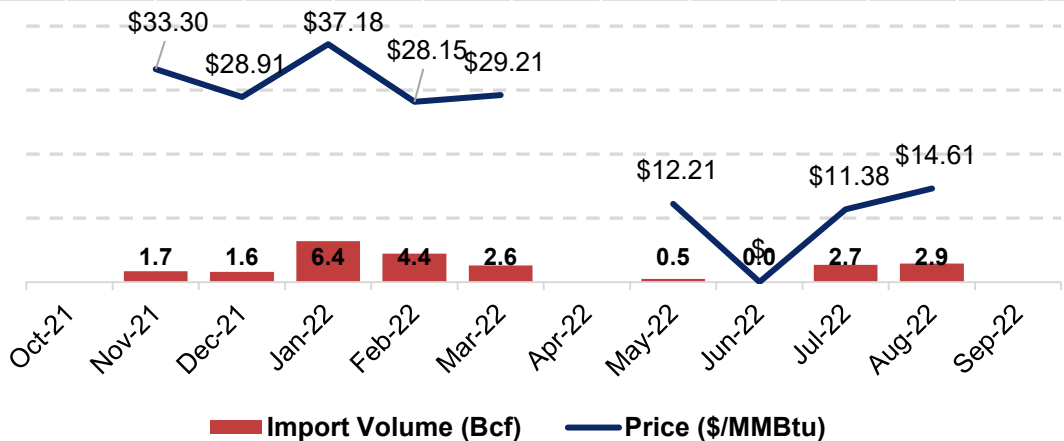
The Cameron, LA point of exit includes exports from Cameron LNG and Venture Global Calcasieu Pass.

W - Withheld to avoid disclosure of individual company data.

DOE has a confidentiality policy for certain data elements collected on Form FE-746R that allows DOE to publish a monthly volume-weighted average price for each point of LNG import or export, but not a price for each individual imported or exported LNG cargo. For additional information, please see the Federal Register Notice concerning this Information Collection Extension at <https://www.federalregister.gov/documents/2018/08/30/2018-18829/information-collection-extension>.

## 1g(i). Vessel-Borne Imports of LNG – Volume (Bcf) and Weighted Average price (\$/MMBtu) by Point of Entry per month

	Oct-21	Nov-21	Dec-21	Jan-22	Feb-22	Mar-22	Apr-22	May-22	Jun-22	Jul-22	Aug-22	Sep-22	Total
<b>Elba Island, GA</b>	-	-	-	-	-	-	-	-	-	-	-	-	-
<b>Everett, MA</b>	-	1.7	1.6	5.1	2.9	2.6	-	0.5	-	2.7	2.9	-	20.0
	-	\$33.30	\$28.91	\$40.07	W	\$29.21	-	W	-	W	W	-	\$27.47
<b>Northeast Gateway, MA</b>	-	-	-	1.2	1.6	-	-	-	-	-	-	-	2.8
	-	-	-	W	W	-	-	-	-	-	-	-	\$25.29
<b>Cove Point, MD</b>	-	-	-	-	-	-	-	-	-	-	-	-	-
	-	-	-	-	-	-	-	-	-	-	-	-	-
<b>Total</b>	-	1.7	1.6	6.4	4.4	2.6	-	0.5	-	2.7	2.7	-	22.9
	-	\$33.30	\$28.91	\$37.18	\$28.15	\$29.21	-	W	-	W	W	-	\$27.20



### Notes:

Import prices are landed and include the price of the LNG, the transportation cost to the U.S. terminal, and the cost of offloading the LNG. Landed prices do not include regasification fees.

Totals may not equal sum of components because of independent rounding.

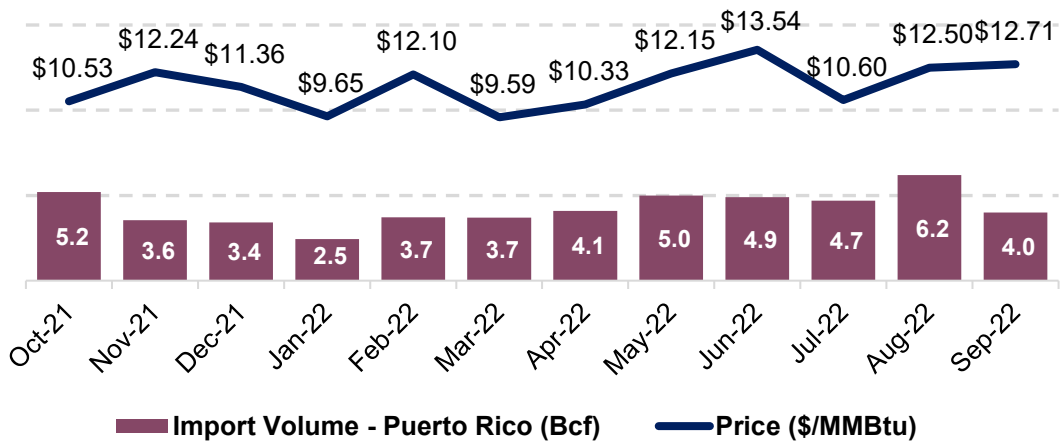
W – Withheld to avoid disclosure of individual company data.

DOE has a confidentiality policy for certain data elements collected on Form FE-746R that allows DOE to publish a monthly volume-weighted average price for each point of LNG import or export, but not a price for each individual imported or exported LNG cargo. For additional information, please see the Federal Register Notice concerning this Information Collection Extension at <https://www.federalregister.gov/documents/2018/08/30/2018-18829/information-collection-extension>.



## 1g(ii). Vessel-Borne Imports of LNG to Puerto Rico – Volume (Bcf) and Weighted Average price (\$/MMBtu) per month

	Oct-21	Nov-21	Dec-21	Jan-22	Feb-22	Mar-22	Apr-22	May-22	Jun-22	Jul-22	Aug-22	Sep-22	Total
<b>Puerto Rico</b>	5.2	3.6	3.4	2.5	3.7	3.7	4.1	5.0	4.9	6.2	6.2	4.0	<b>47.0</b>
	\$10.53	\$12.24	\$11.36	\$9.65	\$12.10	\$9.59	\$10.33	\$12.15	\$13.54	\$12.50	\$12.50	\$12.71	<b>\$12.54</b>



**Notes:**

Import prices are landed and include the price of the LNG, the transportation cost to the U.S. terminal, and the cost of offloading the LNG. Landed prices do not include regasification fees.

Totals may not equal sum of components because of independent rounding.

W - Withheld to avoid disclosure of individual company data.

DOE has a confidentiality policy for certain data elements collected on Form FE-746R that allows DOE to publish a monthly volume-weighted average price for each point of LNG import or export, but not a price for each individual imported or exported LNG cargo. For additional information, please see the Federal Register Notice concerning this Information Collection Extension at <https://www.federalregister.gov/documents/2018/08/30/2018-18829/information-collection-extension>.

# 1h. Destination of Domestically-Produced LNG Delivered by Country and Region with Trade Agreement Status (February 2016 through September 2022)

Country of Destination	Region	FTA or nFTA	Type of FTA	Name of FTA
Antigua and Barbuda	Latin America and the Caribbean	nFTA		
Argentina	Latin America and the Caribbean	nFTA		
Bahamas (ISO)	Latin America and the Caribbean	nFTA		
Bangladesh	South Asia	nFTA		
Barbados (ISO)	Latin America and the Caribbean	nFTA		
Belgium	Europe and Central Asia	nFTA		
Brazil	Latin America and the Caribbean	nFTA		
Chile	Latin America and the Caribbean	FTA	Bilateral	United States-Chile Free Trade Agreement
China	East Asia and Pacific	nFTA		
Colombia	Latin America and the Caribbean	FTA	Bilateral	United States- Colombia Trade Promotion Agreement
Croatia	Europe and Central Asia	nFTA		
Dominican Republic	Latin America and the Caribbean	FTA	Multilateral	CAFTA-DR
Egypt	Middle East and North Africa	nFTA		
France	Europe and Central Asia	nFTA		
Greece	Europe and Central Asia	nFTA		
Haiti	Latin America and the Caribbean	nFTA		
India	South Asia	nFTA		
Indonesia	East Asia and Pacific	nFTA		
Israel <sup>4</sup>	Middle East and North Africa	FTA	Bilateral	United States-Israel Free Trade Agreement
Italy	Europe and Central Asia	nFTA		
Jamaica	Latin America and the Caribbean	nFTA		
Japan	East Asia and Pacific	nFTA		
Jordan	Middle East and North Africa	FTA	Bilateral	United States-Jordan Free Trade Agreement
Kuwait	Middle East and North Africa	nFTA		
Lithuania	Europe and Central Asia	nFTA		
Malaysia	East Asia and Pacific	nFTA		
Malta <sup>1</sup>	Europe and Central Asia	nFTA		
Mexico <sup>2</sup>	Latin America and the Caribbean	FTA	Multilateral	USMCA - United States-Mexico-Canada Agreement <sup>3</sup>
Netherlands	Europe and Central Asia	nFTA		
Nicaragua	Latin America and the Caribbean	FTA		CAFTA-DR
Pakistan	South Asia	nFTA		
Panama	Latin America and the Caribbean	FTA	Bilateral	U.S.- Panama Trade Promotion Agreement
Poland	Europe and Central Asia	nFTA		
Portugal	Europe and Central Asia	nFTA		
Singapore	East Asia and Pacific	FTA	Bilateral	Singapore FTA
South Korea	East Asia and Pacific	FTA	Bilateral	KORUS - U.S.-Korea Free Trade Agreement
Spain	Europe and Central Asia	nFTA		
Taiwan	East Asia and Pacific	nFTA		
Thailand	East Asia and Pacific	nFTA		
Turkey	Europe and Central Asia	nFTA		
United Arab Emirates	Middle East and North Africa	nFTA		
United Kingdom	Europe and Central Asia	nFTA		

Source: Office of the United States Trade Representative and the World Bank

<sup>1</sup>For classification purposes, Malta is included in the Europe and Central Asia region.

<sup>2</sup>For classification purposes, Mexico is included in the Latin America and the Caribbean region.

<sup>3</sup>USMCA entered into force on 1 July 2020. These data previously attributed to the North American Free Trade Agreement (NAFTA).

<sup>4</sup>For classification purposes, the U.S. FTA with Israel does not require national treatment for natural gas, meaning natural gas is not covered as a good or service under the FTA.

**VESSEL-BORNE EXPORTS OF DOMESTICALLY-PRODUCED LIQUEFIED NATURAL GAS (LNG)**

Table 2a(i)

Date of Departure	Name of Exporter	Supplier	Docket Number	Docket Term	Country of Destination	Name of Tanker	Departure Terminal	Volume (Mcf of Natural Gas)	Notes
1/1/2022	Sabine Pass Liquefaction, LLC	Sabine Pass Liquefaction, LLC	2010-111-LNG	Long-Term	Spain	Maran Gas Hector	Sabine Pass, Louisiana	3,600,256	
1/3/2022	Sabine Pass Liquefaction, LLC	Sabine Pass Liquefaction, LLC	2010-111-LNG	Long-Term	Spain	BW Pavilion Vanda	Sabine Pass, Louisiana	3,404,650	
1/3/2022	Sabine Pass Liquefaction, LLC	Sabine Pass Liquefaction, LLC	2010-85-LNG	Long-Term	South Korea	Mu Lan	Sabine Pass, Louisiana	3,683,046	
1/4/2022	Sabine Pass Liquefaction, LLC	Sabine Pass Liquefaction, LLC	2010-111-LNG	Long-Term	Spain	Isabella	Sabine Pass, Louisiana	3,594,297	
1/5/2022	Sabine Pass Liquefaction, LLC	Sabine Pass Liquefaction, LLC	2010-111-LNG	Long-Term	Belgium	Methane Jane Elizabeth	Sabine Pass, Louisiana	3,105,612	
1/6/2022	Sabine Pass Liquefaction, LLC	Sabine Pass Liquefaction, LLC	2010-111-LNG	Long-Term	France	BW Tulip	Sabine Pass, Louisiana	3,619,725	
1/7/2022	Sabine Pass Liquefaction, LLC	Sabine Pass Liquefaction, LLC	2010-111-LNG	Long-Term	United Kingdom	Flex Resolute	Sabine Pass, Louisiana	3,713,113	
1/7/2022	Sabine Pass Liquefaction, LLC	Sabine Pass Liquefaction, LLC	2010-85-LNG	Long-Term	South Korea	K Mugungwha	Sabine Pass, Louisiana	3,230,587	
1/8/2022	Sabine Pass Liquefaction, LLC	Sabine Pass Liquefaction, LLC	2010-111-LNG	Long-Term	Brazil	Magellan Spirit	Sabine Pass, Louisiana	3,285,232	
1/9/2022	Sabine Pass Liquefaction, LLC	Sabine Pass Liquefaction, LLC	2010-111-LNG	Long-Term	Belgium	Castillo De Merida	Sabine Pass, Louisiana	3,628,167	
1/9/2022	Sabine Pass Liquefaction, LLC	Sabine Pass Liquefaction, LLC	2010-111-LNG	Long-Term	Spain	LNGSHIPS Manhattan	Sabine Pass, Louisiana	3,694,119	
1/11/2022	Sabine Pass Liquefaction, LLC	Sabine Pass Liquefaction, LLC	2010-111-LNG	Long-Term	India	Al Shamal	Sabine Pass, Louisiana	3,288,369	
1/11/2022	Sabine Pass Liquefaction, LLC	Sabine Pass Liquefaction, LLC	2010-111-LNG	Long-Term	Turkey	Flex Aurora	Sabine Pass, Louisiana	3,550,807	
1/12/2022	Sabine Pass Liquefaction, LLC	Sabine Pass Liquefaction, LLC	2010-111-LNG	Long-Term	France	Minerva Psara	Sabine Pass, Louisiana	3,469,982	
1/13/2022	Sabine Pass Liquefaction, LLC	Sabine Pass Liquefaction, LLC	2010-111-LNG	Long-Term	United Kingdom	Golar Glacier	Sabine Pass, Louisiana	3,434,497	
1/14/2022	Sabine Pass Liquefaction, LLC	Sabine Pass Liquefaction, LLC	2010-111-LNG	Long-Term	Turkey	Celsius Canberra	Sabine Pass, Louisiana	3,850,509	
1/15/2022	Sabine Pass Liquefaction, LLC	Sabine Pass Liquefaction, LLC	2010-111-LNG	Long-Term	Italy	Pskov	Sabine Pass, Louisiana	3,605,363	
1/16/2022	Sabine Pass Liquefaction, LLC	Sabine Pass Liquefaction, LLC	2010-111-LNG	Long-Term	Brazil	Hoegh Gannet	Sabine Pass, Louisiana	3,284,091	
1/17/2022	Sabine Pass Liquefaction, LLC	Sabine Pass Liquefaction, LLC	2010-85-LNG	Long-Term	South Korea	Flex Artemis	Sabine Pass, Louisiana	3,705,187	
1/18/2022	Sabine Pass Liquefaction, LLC	Sabine Pass Liquefaction, LLC	2010-111-LNG	Long-Term	France	Megara	Sabine Pass, Louisiana	3,687,592	
1/19/2022	Sabine Pass Liquefaction, LLC	Sabine Pass Liquefaction, LLC	2010-111-LNG	Long-Term	France	SK Resolute	Sabine Pass, Louisiana	3,756,384	
1/19/2022	Sabine Pass Liquefaction, LLC	Sabine Pass Liquefaction, LLC	2010-111-LNG	Long-Term	Netherlands	Maran Gas Ithaca	Sabine Pass, Louisiana	3,693,346	
1/21/2022	Sabine Pass Liquefaction, LLC	Sabine Pass Liquefaction, LLC	2010-111-LNG	Long-Term	Portugal	Iberica Knutsen	Sabine Pass, Louisiana	2,868,373	
1/21/2022	Sabine Pass Liquefaction, LLC	Sabine Pass Liquefaction, LLC	2010-111-LNG	Long-Term	Turkey	Gaslog Greece	Sabine Pass, Louisiana	3,540,418	
1/22/2022	Sabine Pass Liquefaction, LLC	Sabine Pass Liquefaction, LLC	2010-111-LNG	Long-Term	Turkey	Gaslog Georgetown	Sabine Pass, Louisiana	3,640,143	
1/23/2022	Sabine Pass Liquefaction, LLC	Sabine Pass Liquefaction, LLC	2010-111-LNG	Long-Term	Lithuania	Pearl LNG	Sabine Pass, Louisiana	3,517,693	
1/24/2022	Sabine Pass Liquefaction, LLC	Sabine Pass Liquefaction, LLC	2010-111-LNG	Long-Term	France	Bonito LNG	Sabine Pass, Louisiana	3,714,452	
1/24/2022	Sabine Pass Liquefaction, LLC	Sabine Pass Liquefaction, LLC	2010-111-LNG	Long-Term	United Kingdom	Gaslog Westminster	Sabine Pass, Louisiana	3,832,680	
1/26/2022	Sabine Pass Liquefaction, LLC	Sabine Pass Liquefaction, LLC	2010-111-LNG	Long-Term	Croatia	Qogir	Sabine Pass, Louisiana	3,314,237	[*]
1/26/2022	Sabine Pass Liquefaction, LLC	Sabine Pass Liquefaction, LLC	2010-111-LNG	Long-Term	Greece	Qogir	Sabine Pass, Louisiana	177,792	[*]
1/26/2022	Sabine Pass Liquefaction, LLC	Sabine Pass Liquefaction, LLC	2010-111-LNG	Long-Term	Taiwan	Flex Endeavor	Sabine Pass, Louisiana	3,384,276	
1/27/2022	Sabine Pass Liquefaction, LLC	Sabine Pass Liquefaction, LLC	2010-111-LNG	Long-Term	Turkey	Macoma	Sabine Pass, Louisiana	3,286,175	
1/28/2022	Sabine Pass Liquefaction, LLC	Sabine Pass Liquefaction, LLC	2010-111-LNG	Long-Term	Belgium	Pan Europe	Sabine Pass, Louisiana	3,543,880	
1/28/2022	Sabine Pass Liquefaction, LLC	Sabine Pass Liquefaction, LLC	2010-111-LNG	Long-Term	United Kingdom	Magdala	Sabine Pass, Louisiana	3,555,967	
1/29/2022	Sabine Pass Liquefaction, LLC	Sabine Pass Liquefaction, LLC	2010-111-LNG	Long-Term	United Kingdom	Golar Grand	Sabine Pass, Louisiana	3,036,696	
1/29/2022	Sabine Pass Liquefaction, LLC	Sabine Pass Liquefaction, LLC	2010-85-LNG	Long-Term	South Korea	Hyundai Peacepina	Sabine Pass, Louisiana	3,700,878	
1/30/2022	Sabine Pass Liquefaction, LLC	Sabine Pass Liquefaction, LLC	2010-111-LNG	Long-Term	United Kingdom	Grace Dahlia	Sabine Pass, Louisiana	3,287,625	
1/31/2022	Sabine Pass Liquefaction, LLC	Sabine Pass Liquefaction, LLC	2010-111-LNG	Long-Term	Spain	Celsius Carolina	Sabine Pass, Louisiana	3,844,720	
2/1/2022	Sabine Pass Liquefaction, LLC	Sabine Pass Liquefaction, LLC	2010-111-LNG	Long-Term	Netherlands	Solaris	Sabine Pass, Louisiana	2,872,399	
2/3/2022	Sabine Pass Liquefaction, LLC	Sabine Pass Liquefaction, LLC	2010-85-LNG	Long-Term	South Korea	SM Eagle	Sabine Pass, Louisiana	3,707,646	
2/4/2022	Sabine Pass Liquefaction, LLC	Sabine Pass Liquefaction, LLC	2010-111-LNG	Long-Term	Turkey	Stena Clear Sky	Sabine Pass, Louisiana	3,698,019	
2/4/2022	Sabine Pass Liquefaction, LLC	Sabine Pass Liquefaction, LLC	2010-111-LNG	Long-Term	Turkey	Transgas Force	Sabine Pass, Louisiana	3,709,909	
2/5/2022	Sabine Pass Liquefaction, LLC	Sabine Pass Liquefaction, LLC	2010-111-LNG	Long-Term	Turkey	Maran Gas Pericles	Sabine Pass, Louisiana	3,692,404	
2/6/2022	Sabine Pass Liquefaction, LLC	Sabine Pass Liquefaction, LLC	2010-111-LNG	Long-Term	Spain	Maran Gas Hector	Sabine Pass, Louisiana	3,523,330	
2/6/2022	Sabine Pass Liquefaction, LLC	Sabine Pass Liquefaction, LLC	2010-111-LNG	Long-Term	United Kingdom	Isabella	Sabine Pass, Louisiana	3,627,961	

[S] Spot – a one-time transaction for near-term delivery of a specific quantity of LNG at a specific location. Spot cargos could be included in either long-term or short-term authorized types.

[\*] Split cargo – a single shipment of LNG where portions of the cargo have different transactional characteristics. For instance, a single cargo can have more than one buyer, supplier, price, unloading port, loading port, or DOE authorization.

[C] Commissioning cargo – pre-commercial cargo loaded while export facility operations are still undergoing final testing and inspection. Commissioning cargos may occur multiple times for the same facility as individual LNG trains enter service.

Countries of destination are current as of publication date. Any updates to countries of destination reported will be published in the next scheduled LNG Monthly.

**VESSEL-BORNE EXPORTS OF DOMESTICALLY-PRODUCED LIQUEFIED NATURAL GAS (LNG)**

Table 2a(i)

Date of Departure	Name of Exporter	Supplier	Docket Number	Docket Term	Country of Destination	Name of Tanker	Departure Terminal	Volume (Mcf of Natural Gas)	Notes
2/7/2022	Sabine Pass Liquefaction, LLC	Sabine Pass Liquefaction, LLC	2010-111-LNG	Long-Term	Thailand	LNG Sakura	Sabine Pass, Louisiana	3,782,302	
2/8/2022	Sabine Pass Liquefaction, LLC	Sabine Pass Liquefaction, LLC	2010-111-LNG	Long-Term	United Kingdom	British Achiever	Sabine Pass, Louisiana	3,467,842	
2/9/2022	Sabine Pass Liquefaction, LLC	Sabine Pass Liquefaction, LLC	2010-111-LNG	Long-Term	Netherlands	Rioja Knutsen	Sabine Pass, Louisiana	3,750,051	
2/10/2022	Sabine Pass Liquefaction, LLC	Sabine Pass Liquefaction, LLC	2010-111-LNG	Long-Term	Bangladesh	LNG Adventure	Sabine Pass, Louisiana	2,972,664	[*]
2/10/2022	Sabine Pass Liquefaction, LLC	Sabine Pass Liquefaction, LLC	2010-111-LNG	Long-Term	Indonesia	LNG Adventure	Sabine Pass, Louisiana	716,947	[*]
2/11/2022	Sabine Pass Liquefaction, LLC	Sabine Pass Liquefaction, LLC	2010-111-LNG	Long-Term	Spain	LNG Endurance	Sabine Pass, Louisiana	3,660,236	
2/12/2022	Sabine Pass Liquefaction, LLC	Sabine Pass Liquefaction, LLC	2010-111-LNG	Long-Term	Netherlands	Energy Endeavour	Sabine Pass, Louisiana	3,571,296	
2/13/2022	Sabine Pass Liquefaction, LLC	Sabine Pass Liquefaction, LLC	2010-111-LNG	Long-Term	Croatia	Cadiz Knutsen	Sabine Pass, Louisiana	2,934,131	
2/13/2022	Sabine Pass Liquefaction, LLC	Sabine Pass Liquefaction, LLC	2010-111-LNG	Long-Term	Turkey	Minerva Psara	Sabine Pass, Louisiana	3,491,198	
2/14/2022	Sabine Pass Liquefaction, LLC	Sabine Pass Liquefaction, LLC	2010-85-LNG	Long-Term	South Korea	Hyundai Princepia	Sabine Pass, Louisiana	3,696,135	
2/15/2022	Sabine Pass Liquefaction, LLC	Sabine Pass Liquefaction, LLC	2010-111-LNG	Long-Term	China	Golar Seal	Sabine Pass, Louisiana	3,356,720	
2/16/2022	Sabine Pass Liquefaction, LLC	Sabine Pass Liquefaction, LLC	2010-111-LNG	Long-Term	Taiwan	Cool Racer	Sabine Pass, Louisiana	3,535,551	
2/18/2022	Sabine Pass Liquefaction, LLC	Sabine Pass Liquefaction, LLC	2010-111-LNG	Long-Term	Belgium	Hoegh Gannet	Sabine Pass, Louisiana	3,294,017	
2/18/2022	Sabine Pass Liquefaction, LLC	Sabine Pass Liquefaction, LLC	2010-111-LNG	Long-Term	Spain	Castillo De Merida	Sabine Pass, Louisiana	3,788,347	
2/19/2022	Sabine Pass Liquefaction, LLC	Sabine Pass Liquefaction, LLC	2010-85-LNG	Long-Term	South Korea	Hyundai Ecopia	Sabine Pass, Louisiana	3,191,829	
2/20/2022	Sabine Pass Liquefaction, LLC	Sabine Pass Liquefaction, LLC	2010-111-LNG	Long-Term	Spain	Stena Crystal Sky	Sabine Pass, Louisiana	3,269,948	
2/21/2022	Sabine Pass Liquefaction, LLC	Sabine Pass Liquefaction, LLC	2010-111-LNG	Long-Term	Taiwan	Amberjack LNG	Sabine Pass, Louisiana	2,579,476	[*]
2/21/2022	Sabine Pass Liquefaction, LLC	Sabine Pass Liquefaction, LLC	2010-111-LNG	Long-Term	Thailand	Amberjack LNG	Sabine Pass, Louisiana	1,097,756	[*]
2/22/2022	Sabine Pass Liquefaction, LLC	Sabine Pass Liquefaction, LLC	2010-111-LNG	Long-Term	Turkey	Hoegh Esperanza	Sabine Pass, Louisiana	3,619,417	
2/24/2022	Sabine Pass Liquefaction, LLC	Sabine Pass Liquefaction, LLC	2010-111-LNG	Long-Term	Kuwait	MOL Challenger	Sabine Pass, Louisiana	5,277,144	
2/24/2022	Sabine Pass Liquefaction, LLC	Sabine Pass Liquefaction, LLC	2010-111-LNG	Long-Term	Spain	LNGSHIPS EMPRESS	Sabine Pass, Louisiana	3,198,870	
2/25/2022	Sabine Pass Liquefaction, LLC	Sabine Pass Liquefaction, LLC	2010-111-LNG	Long-Term	United Kingdom	Gaslog Glasgow	Sabine Pass, Louisiana	3,559,458	
2/26/2022	Sabine Pass Liquefaction, LLC	Sabine Pass Liquefaction, LLC	2010-111-LNG	Long-Term	Spain	Pan Americas	Sabine Pass, Louisiana	3,603,818	
2/26/2022	Sabine Pass Liquefaction, LLC	Sabine Pass Liquefaction, LLC	2010-111-LNG	Long-Term	United Kingdom	Gaslog Westminster	Sabine Pass, Louisiana	3,804,605	
2/27/2022	Sabine Pass Liquefaction, LLC	Sabine Pass Liquefaction, LLC	2010-111-LNG	Long-Term	France	Seri Balhaf	Sabine Pass, Louisiana	3,284,587	
2/28/2022	Sabine Pass Liquefaction, LLC	Sabine Pass Liquefaction, LLC	2010-111-LNG	Long-Term	Italy	La Mancha Knutsen	Sabine Pass, Louisiana	3,579,857	
3/1/2022	Sabine Pass Liquefaction, LLC	Sabine Pass Liquefaction, LLC	2010-111-LNG	Long-Term	Spain	Celsius Canberra	Sabine Pass, Louisiana	3,857,517	
3/2/2022	Sabine Pass Liquefaction, LLC	Sabine Pass Liquefaction, LLC	2010-85-LNG	Long-Term	South Korea	SM Seahawk	Sabine Pass, Louisiana	3,708,898	
3/3/2022	Sabine Pass Liquefaction, LLC	Sabine Pass Liquefaction, LLC	2010-111-LNG	Long-Term	Italy	Adam LNG	Sabine Pass, Louisiana	3,386,548	
3/3/2022	Sabine Pass Liquefaction, LLC	Sabine Pass Liquefaction, LLC	2010-111-LNG	Long-Term	Taiwan	Bonito LNG	Sabine Pass, Louisiana	3,107,262	
3/4/2022	Sabine Pass Liquefaction, LLC	Sabine Pass Liquefaction, LLC	2010-111-LNG	Long-Term	Belgium	LNG Endeavour	Sabine Pass, Louisiana	3,576,667	
3/5/2022	Sabine Pass Liquefaction, LLC	Sabine Pass Liquefaction, LLC	2010-85-LNG	Long-Term	South Korea	K. Mugungwha	Sabine Pass, Louisiana	3,228,980	
3/6/2022	Sabine Pass Liquefaction, LLC	Sabine Pass Liquefaction, LLC	2010-111-LNG	Long-Term	France	Magdala	Sabine Pass, Louisiana	3,661,480	
3/7/2022	Sabine Pass Liquefaction, LLC	Sabine Pass Liquefaction, LLC	2010-111-LNG	Long-Term	Belgium	Gaslog Georgetown	Sabine Pass, Louisiana	3,384,660	
3/8/2022	Sabine Pass Liquefaction, LLC	Sabine Pass Liquefaction, LLC	2010-111-LNG	Long-Term	Portugal	Iberica Knutsen	Sabine Pass, Louisiana	2,945,766	
3/9/2022	Sabine Pass Liquefaction, LLC	Sabine Pass Liquefaction, LLC	2010-111-LNG	Long-Term	France	Maria Energy	Sabine Pass, Louisiana	2,835,851	
3/9/2022	Sabine Pass Liquefaction, LLC	Sabine Pass Liquefaction, LLC	2010-111-LNG	Long-Term	Taiwan	Celsius Carolina	Sabine Pass, Louisiana	2,817,713	
3/10/2022	Sabine Pass Liquefaction, LLC	Sabine Pass Liquefaction, LLC	2010-111-LNG	Long-Term	Poland	Celsius Charlotte	Sabine Pass, Louisiana	3,831,430	
3/11/2022	Sabine Pass Liquefaction, LLC	Sabine Pass Liquefaction, LLC	2010-111-LNG	Long-Term	Spain	Rioja Knutsen	Sabine Pass, Louisiana	3,753,992	
3/12/2022	Sabine Pass Liquefaction, LLC	Sabine Pass Liquefaction, LLC	2010-111-LNG	Long-Term	United Kingdom	Oogir	Sabine Pass, Louisiana	3,709,745	
3/12/2022	Sabine Pass Liquefaction, LLC	Sabine Pass Liquefaction, LLC	2010-111-LNG	Long-Term	United Kingdom	Maran Gas Hector	Sabine Pass, Louisiana	3,557,838	
3/14/2022	Sabine Pass Liquefaction, LLC	Sabine Pass Liquefaction, LLC	2010-111-LNG	Long-Term	Greece	La Seine	Sabine Pass, Louisiana	773,295	[*]
3/14/2022	Sabine Pass Liquefaction, LLC	Sabine Pass Liquefaction, LLC	2010-111-LNG	Long-Term	Spain	Isabella	Sabine Pass, Louisiana	3,669,162	
3/14/2022	Sabine Pass Liquefaction, LLC	Sabine Pass Liquefaction, LLC	2010-111-LNG	Long-Term	Turkey	La Seine	Sabine Pass, Louisiana	2,937,064	[*]
3/15/2022	Sabine Pass Liquefaction, LLC	Sabine Pass Liquefaction, LLC	2010-111-LNG	Long-Term	United Kingdom	MOL Hestia	Sabine Pass, Louisiana	3,258,239	

[S] Spot – a one-time transaction for near-term delivery of a specific quantity of LNG at a specific location. Spot cargoes could be included in either long-term or short-term authorized types.

[\*] Split cargo – a single shipment of LNG where portions of the cargo have different transactional characteristics. For instance, a single cargo can have more than one buyer, supplier, price, unloading port, loading port, or DOE authorization.

[C] Commissioning cargo – pre-commercial cargo loaded while export facility operations are still undergoing final testing and inspection. Commissioning cargoes may occur multiple times for the same facility as individual LNG trains enter service.

Countries of destination are current as of publication date. Any updates to countries of destination reported will be published in the next scheduled LNG Monthly.

**VESSEL-BORNE EXPORTS OF DOMESTICALLY-PRODUCED LIQUEFIED NATURAL GAS (LNG)**

Table 2a(i)

Date of Departure	Name of Exporter	Supplier	Docket Number	Docket Term	Country of Destination	Name of Tanker	Departure Terminal	Volume (Mcf of Natural Gas)	Notes
3/16/2022	Sabine Pass Liquefaction, LLC	Sabine Pass Liquefaction, LLC	2010-111-LNG	Long-Term	United Kingdom	Gaslog Gibraltar	Sabine Pass, Louisiana	3,556,030	
3/17/2022	Sabine Pass Liquefaction, LLC	Sabine Pass Liquefaction, LLC	2010-111-LNG	Long-Term	France	Hellas Athina	Sabine Pass, Louisiana	3,310,121	
3/17/2022	Sabine Pass Liquefaction, LLC	Sabine Pass Liquefaction, LLC	2010-111-LNG	Long-Term	Spain	Castillo De Caldelas	Sabine Pass, Louisiana	3,796,426	
3/18/2022	Sabine Pass Liquefaction, LLC	Sabine Pass Liquefaction, LLC	2010-111-LNG	Long-Term	Belgium	Pearl LNG	Sabine Pass, Louisiana	3,643,800	
3/19/2022	Sabine Pass Liquefaction, LLC	Sabine Pass Liquefaction, LLC	2010-111-LNG	Long-Term	Netherlands	Dorado LNG	Sabine Pass, Louisiana	3,678,647	
3/20/2022	Sabine Pass Liquefaction, LLC	Sabine Pass Liquefaction, LLC	2010-111-LNG	Long-Term	France	LNGSHIPS Manhattan	Sabine Pass, Louisiana	3,663,462	
3/21/2022	Sabine Pass Liquefaction, LLC	Sabine Pass Liquefaction, LLC	2010-111-LNG	Long-Term	Bangladesh	Cool Explorer	Sabine Pass, Louisiana	3,420,968	
3/22/2022	Sabine Pass Liquefaction, LLC	Sabine Pass Liquefaction, LLC	2019-125-LNG	Long-Term	United Kingdom	Energy Endeavour	Sabine Pass, Louisiana	3,651,952	
3/23/2022	Sabine Pass Liquefaction, LLC	Sabine Pass Liquefaction, LLC	2019-125-LNG	Long-Term	Portugal	Cadiz Knutsen	Sabine Pass, Louisiana	2,939,278	
3/24/2022	Sabine Pass Liquefaction, LLC	Sabine Pass Liquefaction, LLC	2019-125-LNG	Long-Term	Netherlands	Asklipios	Sabine Pass, Louisiana	3,497,461	
3/24/2022	Sabine Pass Liquefaction, LLC	Sabine Pass Liquefaction, LLC	2019-125-LNG	Long-Term	South Korea	Flex Artemis	Sabine Pass, Louisiana	3,695,356	
3/26/2022	Sabine Pass Liquefaction, LLC	Sabine Pass Liquefaction, LLC	2019-125-LNG	Long-Term	United Kingdom	Golar Penguin	Sabine Pass, Louisiana	3,406,080	
3/27/2022	Sabine Pass Liquefaction, LLC	Sabine Pass Liquefaction, LLC	2019-125-LNG	Long-Term	Singapore	Gaslog Wellington	Sabine Pass, Louisiana	3,824,718	
3/27/2022	Sabine Pass Liquefaction, LLC	Sabine Pass Liquefaction, LLC	2019-125-LNG	Long-Term	South Korea	Gui Ying	Sabine Pass, Louisiana	3,684,331	
3/28/2022	Sabine Pass Liquefaction, LLC	Sabine Pass Liquefaction, LLC	2019-125-LNG	Long-Term	France	Flex Volunteer	Sabine Pass, Louisiana	3,289,704	
3/29/2022	Sabine Pass Liquefaction, LLC	Sabine Pass Liquefaction, LLC	2019-125-LNG	Long-Term	China	Gaslog Galveston	Sabine Pass, Louisiana	3,709,409	
3/30/2022	Sabine Pass Liquefaction, LLC	Sabine Pass Liquefaction, LLC	2019-125-LNG	Long-Term	Spain	Celsius Canberra	Sabine Pass, Louisiana	3,819,809	
3/31/2022	Sabine Pass Liquefaction, LLC	Sabine Pass Liquefaction, LLC	2019-125-LNG	Long-Term	France	Gaslog Gladstone	Sabine Pass, Louisiana	3,648,668	
3/31/2022	Sabine Pass Liquefaction, LLC	Sabine Pass Liquefaction, LLC	2019-125-LNG	Long-Term	United Kingdom	Flex Ranger	Sabine Pass, Louisiana	3,697,594	
4/1/2022	Sabine Pass Liquefaction, LLC	Sabine Pass Liquefaction, LLC	2010-111-LNG	Long-Term	United Kingdom	Hoegh Esperanza	Sabine Pass, Louisiana	3,622,697	
4/2/2022	Sabine Pass Liquefaction, LLC	Sabine Pass Liquefaction, LLC	2010-111-LNG	Long-Term	Spain	La Mancha Knutsen	Sabine Pass, Louisiana	3,522,846	
4/3/2022	Sabine Pass Liquefaction, LLC	Sabine Pass Liquefaction, LLC	2010-111-LNG	Long-Term	Netherlands	LNGShips Athena	Sabine Pass, Louisiana	3,640,557	
4/3/2022	Sabine Pass Liquefaction, LLC	Sabine Pass Liquefaction, LLC	2010-85-LNG	Long-Term	South Korea	Hyundai Peacepia	Sabine Pass, Louisiana	3,694,477	
4/4/2022	Sabine Pass Liquefaction, LLC	Sabine Pass Liquefaction, LLC	2010-111-LNG	Long-Term	India	ARISTARCHOS	Sabine Pass, Louisiana	3,704,815	
4/6/2022	Sabine Pass Liquefaction, LLC	Sabine Pass Liquefaction, LLC	2010-111-LNG	Long-Term	China	Marvel Swan	Sabine Pass, Louisiana	3,383,737	
4/6/2022	Sabine Pass Liquefaction, LLC	Sabine Pass Liquefaction, LLC	2010-111-LNG	Long-Term	Poland	Methane Lydon Volney	Sabine Pass, Louisiana	3,116,439	
4/7/2022	Sabine Pass Liquefaction, LLC	Sabine Pass Liquefaction, LLC	2010-111-LNG	Long-Term	Greece	LNG Lagos II	Sabine Pass, Louisiana	736,690	[*]
4/7/2022	Sabine Pass Liquefaction, LLC	Sabine Pass Liquefaction, LLC	2010-111-LNG	Long-Term	Turkey	LNG Lagos II	Sabine Pass, Louisiana	2,947,130	[*]
4/8/2022	Sabine Pass Liquefaction, LLC	Sabine Pass Liquefaction, LLC	2010-111-LNG	Long-Term	Netherlands	Gaslog Glasgow	Sabine Pass, Louisiana	3,577,867	
4/9/2022	Sabine Pass Liquefaction, LLC	Sabine Pass Liquefaction, LLC	2010-111-LNG	Long-Term	France	Golar Celsius	Sabine Pass, Louisiana	3,385,374	
4/9/2022	Sabine Pass Liquefaction, LLC	Sabine Pass Liquefaction, LLC	2010-111-LNG	Long-Term	United Kingdom	Gaslog Westminster	Sabine Pass, Louisiana	3,400,620	
4/10/2022	Sabine Pass Liquefaction, LLC	Sabine Pass Liquefaction, LLC	2010-111-LNG	Long-Term	France	SK Resolute	Sabine Pass, Louisiana	1,449,046	[*]
4/10/2022	Sabine Pass Liquefaction, LLC	Sabine Pass Liquefaction, LLC	2010-111-LNG	Long-Term	Italy	SK Resolute	Sabine Pass, Louisiana	2,211,075	[*]
4/11/2022	Sabine Pass Liquefaction, LLC	Sabine Pass Liquefaction, LLC	2010-111-LNG	Long-Term	Spain	Global Sea Spirit	Sabine Pass, Louisiana	3,710,589	
4/14/2022	Sabine Pass Liquefaction, LLC	Sabine Pass Liquefaction, LLC	2010-111-LNG	Long-Term	Belgium	Flex Endeavor	Sabine Pass, Louisiana	3,674,865	
4/14/2022	Sabine Pass Liquefaction, LLC	Sabine Pass Liquefaction, LLC	2010-111-LNG	Long-Term	Poland	Isabella	Sabine Pass, Louisiana	3,650,372	
4/15/2022	Sabine Pass Liquefaction, LLC	Sabine Pass Liquefaction, LLC	2010-111-LNG	Long-Term	Spain	Maran Gas Hector	Sabine Pass, Louisiana	3,569,569	
4/16/2022	Sabine Pass Liquefaction, LLC	Sabine Pass Liquefaction, LLC	2010-111-LNG	Long-Term	France	Gaslog Gibraltar	Sabine Pass, Louisiana	3,706,799	
4/16/2022	Sabine Pass Liquefaction, LLC	Sabine Pass Liquefaction, LLC	2010-111-LNG	Long-Term	Spain	Castillo De Caldelas	Sabine Pass, Louisiana	3,539,610	
4/17/2022	Sabine Pass Liquefaction, LLC	Sabine Pass Liquefaction, LLC	2010-111-LNG	Long-Term	United Kingdom	Tenergy	Sabine Pass, Louisiana	3,440,416	
4/18/2022	Sabine Pass Liquefaction, LLC	Sabine Pass Liquefaction, LLC	2010-111-LNG	Long-Term	United Kingdom	SM Eagle	Sabine Pass, Louisiana	3,704,919	
4/19/2022	Sabine Pass Liquefaction, LLC	Sabine Pass Liquefaction, LLC	2010-111-LNG	Long-Term	Argentina	Vivit Americas Lng	Sabine Pass, Louisiana	2,225,232	[*]
4/19/2022	Sabine Pass Liquefaction, LLC	Sabine Pass Liquefaction, LLC	2010-111-LNG	Long-Term	Spain	Vivit Americas Lng	Sabine Pass, Louisiana	1,062,984	[*]
4/20/2022	Sabine Pass Liquefaction, LLC	Sabine Pass Liquefaction, LLC	2010-111-LNG	Long-Term	Netherlands	LNGSHIPS Manhattan	Sabine Pass, Louisiana	3,705,601	
4/20/2022	Sabine Pass Liquefaction, LLC	Sabine Pass Liquefaction, LLC	2010-111-LNG	Long-Term	Spain	Rioja Knutsen	Sabine Pass, Louisiana	3,627,420	

[S] Spot – a one-time transaction for near-term delivery of a specific quantity of LNG at a specific location. Spot cargoes could be included in either long-term or short-term authorized types.

[\*] Split cargo – a single shipment of LNG where portions of the cargo have different transactional characteristics. For instance, a single cargo can have more than one buyer, supplier, price, unloading port, loading port, or DOE authorization.

[C] Commissioning cargo – pre-commercial cargo loaded while export facility operations are still undergoing final testing and inspection. Commissioning cargoes may occur multiple times for the same facility as individual LNG trains enter service.

Countries of destination are current as of publication date. Any updates to countries of destination reported will be published in the next scheduled LNG Monthly.

**VESSEL-BORNE EXPORTS OF DOMESTICALLY-PRODUCED LIQUEFIED NATURAL GAS (LNG)**

Table 2a(i)

Date of Departure	Name of Exporter	Supplier	Docket Number	Docket Term	Country of Destination	Name of Tanker	Departure Terminal	Volume (Mcf of Natural Gas)	Notes
4/21/2022	Sabine Pass Liquefaction, LLC	Sabine Pass Liquefaction, LLC	2010-111-LNG	Long-Term	Spain	Ribera del Duero Knutsen	Sabine Pass, Louisiana	3,552,229	
4/21/2022	Sabine Pass Liquefaction, LLC	Sabine Pass Liquefaction, LLC	2010-85-LNG	Long-Term	Chile	Gaslog Georgetown	Sabine Pass, Louisiana	3,530,053	
4/22/2022	Sabine Pass Liquefaction, LLC	Sabine Pass Liquefaction, LLC	2010-111-LNG	Long-Term	Taiwan	Dorado LNG	Sabine Pass, Louisiana	3,399,032	
4/23/2022	Sabine Pass Liquefaction, LLC	Sabine Pass Liquefaction, LLC	2010-111-LNG	Long-Term	Kuwait	Celsius Charlotte	Sabine Pass, Louisiana	3,818,908	
4/23/2022	Sabine Pass Liquefaction, LLC	Sabine Pass Liquefaction, LLC	2010-85-LNG	Long-Term	South Korea	Hyundai Ecopia	Sabine Pass, Louisiana	3,150,824	
4/24/2022	Sabine Pass Liquefaction, LLC	Sabine Pass Liquefaction, LLC	2010-85-LNG	Long-Term	Dominican Republic	Gaslog Hong Kong	Sabine Pass, Louisiana	3,645,354	
4/25/2022	Sabine Pass Liquefaction, LLC	Sabine Pass Liquefaction, LLC	2010-111-LNG	Long-Term	Argentina	Gaslog Salem	Sabine Pass, Louisiana	3,287,643	
4/26/2022	Sabine Pass Liquefaction, LLC	Sabine Pass Liquefaction, LLC	2010-111-LNG	Long-Term	United Kingdom	Flex Volunteer	Sabine Pass, Louisiana	3,709,643	
4/27/2022	Sabine Pass Liquefaction, LLC	Sabine Pass Liquefaction, LLC	2010-111-LNG	Long-Term	France	Pearl LNG	Sabine Pass, Louisiana	3,701,761	
4/28/2022	Sabine Pass Liquefaction, LLC	Sabine Pass Liquefaction, LLC	2010-111-LNG	Long-Term	Belgium	Asklipios	Sabine Pass, Louisiana	3,666,394	
4/29/2022	Sabine Pass Liquefaction, LLC	Sabine Pass Liquefaction, LLC	2010-111-LNG	Long-Term	Greece	Oak Spirit	Sabine Pass, Louisiana	599,525	[*]
4/29/2022	Sabine Pass Liquefaction, LLC	Sabine Pass Liquefaction, LLC	2010-111-LNG	Long-Term	Pakistan	Oak Spirit	Sabine Pass, Louisiana	3,074,310	[*]
4/30/2022	Sabine Pass Liquefaction, LLC	Sabine Pass Liquefaction, LLC	2010-111-LNG	Long-Term	India	Golar Penguin	Sabine Pass, Louisiana	3,413,064	
5/1/2022	Sabine Pass Liquefaction, LLC	Sabine Pass Liquefaction, LLC	2010-111-LNG	Long-Term	Netherlands	Global Energy	Sabine Pass, Louisiana	3,475,002	
5/1/2022	Sabine Pass Liquefaction, LLC	Sabine Pass Liquefaction, LLC	2010-111-LNG	Long-Term	Spain	Cadiz Knutsen	Sabine Pass, Louisiana	2,938,544	
5/2/2022	Sabine Pass Liquefaction, LLC	Sabine Pass Liquefaction, LLC	2010-111-LNG	Long-Term	Turkey	La Seine	Sabine Pass, Louisiana	3,680,977	
5/2/2022	Sabine Pass Liquefaction, LLC	Sabine Pass Liquefaction, LLC	2010-85-LNG	Long-Term	Chile	LNGSHIPS EMPRESS	Sabine Pass, Louisiana	3,424,948	
5/3/2022	Sabine Pass Liquefaction, LLC	Sabine Pass Liquefaction, LLC	2010-111-LNG	Long-Term	Spain	Maran Gas Ithaca	Sabine Pass, Louisiana	3,385,500	
5/4/2022	Sabine Pass Liquefaction, LLC	Sabine Pass Liquefaction, LLC	2010-111-LNG	Long-Term	Poland	Flex Ranger	Sabine Pass, Louisiana	3,694,203	
5/5/2022	Sabine Pass Liquefaction, LLC	Sabine Pass Liquefaction, LLC	2010-111-LNG	Long-Term	Turkey	LNG Sakura	Sabine Pass, Louisiana	3,599,586	
5/6/2022	Sabine Pass Liquefaction, LLC	Sabine Pass Liquefaction, LLC	2010-111-LNG	Long-Term	France	Castillo de Villalba	Sabine Pass, Louisiana	2,942,364	
5/7/2022	Sabine Pass Liquefaction, LLC	Sabine Pass Liquefaction, LLC	2010-111-LNG	Long-Term	Greece	Gaslog Hong Kong	Sabine Pass, Louisiana	3,308,572	
5/7/2022	Sabine Pass Liquefaction, LLC	Sabine Pass Liquefaction, LLC	2010-111-LNG	Long-Term	United Kingdom	Golar Celsius	Sabine Pass, Louisiana	3,384,223	
5/8/2022	Sabine Pass Liquefaction, LLC	Sabine Pass Liquefaction, LLC	2010-111-LNG	Long-Term	Netherlands	Maran Gas Amorgos	Sabine Pass, Louisiana	3,438,431	
5/9/2022	Sabine Pass Liquefaction, LLC	Sabine Pass Liquefaction, LLC	2010-85-LNG	Long-Term	South Korea	K. Mugungwha	Sabine Pass, Louisiana	3,220,660	
5/10/2022	Sabine Pass Liquefaction, LLC	Sabine Pass Liquefaction, LLC	2010-111-LNG	Long-Term	Spain	Golar Glacier	Sabine Pass, Louisiana	3,441,052	
5/11/2022	Sabine Pass Liquefaction, LLC	Sabine Pass Liquefaction, LLC	2010-111-LNG	Long-Term	Poland	Gaslog Gladstone	Sabine Pass, Louisiana	3,702,838	
5/12/2022	Sabine Pass Liquefaction, LLC	Sabine Pass Liquefaction, LLC	2010-111-LNG	Long-Term	Poland	Gaslog Glasgow	Sabine Pass, Louisiana	3,708,527	
5/13/2022	Sabine Pass Liquefaction, LLC	Sabine Pass Liquefaction, LLC	2010-111-LNG	Long-Term	Croatia	Castillo De Merida	Sabine Pass, Louisiana	1,472,248	[*]
5/13/2022	Sabine Pass Liquefaction, LLC	Sabine Pass Liquefaction, LLC	2010-111-LNG	Long-Term	Greece	Castillo De Merida	Sabine Pass, Louisiana	1,711,483	[*]
5/13/2022	Sabine Pass Liquefaction, LLC	Sabine Pass Liquefaction, LLC	2010-111-LNG	Long-Term	Kuwait	Energy Endeavour	Sabine Pass, Louisiana	3,516,656	
5/14/2022	Sabine Pass Liquefaction, LLC	Sabine Pass Liquefaction, LLC	2010-111-LNG	Long-Term	Italy	Celsius Canberra	Sabine Pass, Louisiana	3,841,557	
5/15/2022	Sabine Pass Liquefaction, LLC	Sabine Pass Liquefaction, LLC	2010-111-LNG	Long-Term	Netherlands	Magdala	Sabine Pass, Louisiana	3,682,465	
5/16/2022	Sabine Pass Liquefaction, LLC	Sabine Pass Liquefaction, LLC	2010-111-LNG	Long-Term	Lithuania	Isabella	Sabine Pass, Louisiana	3,666,110	
5/17/2022	Sabine Pass Liquefaction, LLC	Sabine Pass Liquefaction, LLC	2010-111-LNG	Long-Term	Croatia	British Achiever	Sabine Pass, Louisiana	3,684,340	
5/18/2022	Sabine Pass Liquefaction, LLC	Sabine Pass Liquefaction, LLC	2010-111-LNG	Long-Term	Kuwait	LNG Abalamabie	Sabine Pass, Louisiana	3,285,747	
5/19/2022	Sabine Pass Liquefaction, LLC	Sabine Pass Liquefaction, LLC	2010-111-LNG	Long-Term	France	Minerva Limnos	Sabine Pass, Louisiana	3,391,652	
5/20/2022	Sabine Pass Liquefaction, LLC	Sabine Pass Liquefaction, LLC	2010-111-LNG	Long-Term	Belgium	Celsius Copenhagen	Sabine Pass, Louisiana	3,441,468	
5/20/2022	Sabine Pass Liquefaction, LLC	Sabine Pass Liquefaction, LLC	2010-85-LNG	Long-Term	South Korea	SM Eagle	Sabine Pass, Louisiana	3,703,192	
5/21/2022	Sabine Pass Liquefaction, LLC	Sabine Pass Liquefaction, LLC	2010-111-LNG	Long-Term	France	Energy Pacific	Sabine Pass, Louisiana	3,693,605	
5/22/2022	Sabine Pass Liquefaction, LLC	Sabine Pass Liquefaction, LLC	2010-111-LNG	Long-Term	Spain	Rioja Knutsen	Sabine Pass, Louisiana	3,267,202	
5/23/2022	Sabine Pass Liquefaction, LLC	Sabine Pass Liquefaction, LLC	2010-85-LNG	Long-Term	Chile	LNGSHIPS Manhattan	Sabine Pass, Louisiana	3,298,482	
5/24/2022	Sabine Pass Liquefaction, LLC	Sabine Pass Liquefaction, LLC	2010-111-LNG	Long-Term	France	Iberica Knutsen	Sabine Pass, Louisiana	2,940,600	
5/24/2022	Sabine Pass Liquefaction, LLC	Sabine Pass Liquefaction, LLC	2010-111-LNG	Long-Term	Spain	Mu Lan	Sabine Pass, Louisiana	3,287,258	
5/26/2022	Sabine Pass Liquefaction, LLC	Sabine Pass Liquefaction, LLC	2010-111-LNG	Long-Term	France	Gui Ying	Sabine Pass, Louisiana	3,657,645	

[S] Spot – a one-time transaction for near-term delivery of a specific quantity of LNG at a specific location. Spot cargos could be included in either long-term or short-term authorized types.

[\*] Split cargo – a single shipment of LNG where portions of the cargo have different transactional characteristics. For instance, a single cargo can have more than one buyer, supplier, price, unloading port, loading port, or DOE authorization.

[C] Commissioning cargo – pre-commercial cargo loaded while export facility operations are still undergoing final testing and inspection. Commissioning cargos may occur multiple times for the same facility as individual LNG trains enter service.

Countries of destination are current as of publication date. Any updates to countries of destination reported will be published in the next scheduled LNG Monthly.

## VESSEL-BORNE EXPORTS OF DOMESTICALLY-PRODUCED LIQUEFIED NATURAL GAS (LNG)

Table 2a(i)

Date of Departure	Name of Exporter	Supplier	Docket Number	Docket Term	Country of Destination	Name of Tanker	Departure Terminal	Volume (Mcf of Natural Gas)	Notes
5/26/2022	Sabine Pass Liquefaction, LLC	Sabine Pass Liquefaction, LLC	2010-111-LNG	Long-Term	Kuwait	Amberjack LNG	Sabine Pass, Louisiana	3,707,123	
5/27/2022	Sabine Pass Liquefaction, LLC	Sabine Pass Liquefaction, LLC	2010-111-LNG	Long-Term	Thailand	Gaslog Gibraltar	Sabine Pass, Louisiana	3,418,693	
5/28/2022	Sabine Pass Liquefaction, LLC	Sabine Pass Liquefaction, LLC	2010-111-LNG	Long-Term	Taiwan	Flex Volunteer	Sabine Pass, Louisiana	3,463,670	
5/29/2022	Sabine Pass Liquefaction, LLC	Sabine Pass Liquefaction, LLC	2010-111-LNG	Long-Term	Taiwan	Merchant	Sabine Pass, Louisiana	2,949,648	
5/30/2022	Sabine Pass Liquefaction, LLC	Sabine Pass Liquefaction, LLC	2010-111-LNG	Long-Term	Italy	Golar Bear	Sabine Pass, Louisiana	3,287,707	
5/31/2022	Sabine Pass Liquefaction, LLC	Sabine Pass Liquefaction, LLC	2010-111-LNG	Long-Term	Argentina	Ribera del Duero Knutsen	Sabine Pass, Louisiana	3,508,797	
5/31/2022	Sabine Pass Liquefaction, LLC	Sabine Pass Liquefaction, LLC	2010-111-LNG	Long-Term	France	Transgas Force	Sabine Pass, Louisiana	3,510,626	
6/2/2022	Sabine Pass Liquefaction, LLC	Sabine Pass Liquefaction, LLC	2010-111-LNG	Long-Term	Turkey	Bonito LNG	Sabine Pass, Louisiana	3,705,779	
6/3/2022	Sabine Pass Liquefaction, LLC	Sabine Pass Liquefaction, LLC	2010-111-LNG	Long-Term	Netherlands	Asklipios	Sabine Pass, Louisiana	3,708,031	
6/4/2022	Sabine Pass Liquefaction, LLC	Sabine Pass Liquefaction, LLC	2010-111-LNG	Long-Term	Netherlands	LNG Endeavour	Sabine Pass, Louisiana	3,649,445	
6/5/2022	Sabine Pass Liquefaction, LLC	Sabine Pass Liquefaction, LLC	2010-111-LNG	Long-Term	Turkey	Celsius Carolina	Sabine Pass, Louisiana	3,835,894	
6/6/2022	Sabine Pass Liquefaction, LLC	Sabine Pass Liquefaction, LLC	2010-85-LNG	Long-Term	South Korea	Hyundai Princepia	Sabine Pass, Louisiana	3,709,218	
6/7/2022	Sabine Pass Liquefaction, LLC	Sabine Pass Liquefaction, LLC	2010-85-LNG	Long-Term	South Korea	Flex Artemis	Sabine Pass, Louisiana	3,697,449	
6/8/2022	Sabine Pass Liquefaction, LLC	Sabine Pass Liquefaction, LLC	2010-111-LNG	Long-Term	France	Flex Ranger	Sabine Pass, Louisiana	3,685,353	
6/9/2022	Sabine Pass Liquefaction, LLC	Sabine Pass Liquefaction, LLC	2010-111-LNG	Long-Term	Argentina	La Mancha Knutsen	Sabine Pass, Louisiana	3,181,122	
6/10/2022	Sabine Pass Liquefaction, LLC	Sabine Pass Liquefaction, LLC	2010-111-LNG	Long-Term	Netherlands	Golar Celsius	Sabine Pass, Louisiana	3,375,173	
6/11/2022	Sabine Pass Liquefaction, LLC	Sabine Pass Liquefaction, LLC	2010-111-LNG	Long-Term	Japan	Gaslog Georgetown	Sabine Pass, Louisiana	3,679,797	
6/12/2022	Sabine Pass Liquefaction, LLC	Sabine Pass Liquefaction, LLC	2010-111-LNG	Long-Term	Poland	Gaslog Gladstone	Sabine Pass, Louisiana	3,522,125	
6/12/2022	Sabine Pass Liquefaction, LLC	Sabine Pass Liquefaction, LLC	2010-111-LNG	Long-Term	Spain	Cadiz Knutsen	Sabine Pass, Louisiana	2,934,371	
6/13/2022	Sabine Pass Liquefaction, LLC	Sabine Pass Liquefaction, LLC	2010-85-LNG	Long-Term	South Korea	SM Seahawk	Sabine Pass, Louisiana	3,693,437	
6/15/2022	Sabine Pass Liquefaction, LLC	Sabine Pass Liquefaction, LLC	2010-111-LNG	Long-Term	Belgium	ARISTARCHOS	Sabine Pass, Louisiana	3,697,785	
6/16/2022	Sabine Pass Liquefaction, LLC	Sabine Pass Liquefaction, LLC	2010-111-LNG	Long-Term	Argentina	Vivirt City LNG	Sabine Pass, Louisiana	2,201,690	[*]
6/16/2022	Sabine Pass Liquefaction, LLC	Sabine Pass Liquefaction, LLC	2010-111-LNG	Long-Term	Brazil	Vivirt City LNG	Sabine Pass, Louisiana	1,316,085	[*]
6/17/2022	Sabine Pass Liquefaction, LLC	Sabine Pass Liquefaction, LLC	2010-111-LNG	Long-Term	France	Rioja Knutsen	Sabine Pass, Louisiana	3,083,550	
6/17/2022	Sabine Pass Liquefaction, LLC	Sabine Pass Liquefaction, LLC	2010-111-LNG	Long-Term	Netherlands	Hoegh Esperanza	Sabine Pass, Louisiana	3,282,306	
6/18/2022	Sabine Pass Liquefaction, LLC	Sabine Pass Liquefaction, LLC	2010-111-LNG	Long-Term	Taiwan	Energy Pacific	Sabine Pass, Louisiana	3,505,148	
6/19/2022	Sabine Pass Liquefaction, LLC	Sabine Pass Liquefaction, LLC	2010-111-LNG	Long-Term	Kuwait	Clean Cajun	Sabine Pass, Louisiana	4,263,693	
6/20/2022	Sabine Pass Liquefaction, LLC	Sabine Pass Liquefaction, LLC	2010-111-LNG	Long-Term	Croatia	LNG Endurance	Sabine Pass, Louisiana	1,202,968	[*]
6/20/2022	Sabine Pass Liquefaction, LLC	Sabine Pass Liquefaction, LLC	2010-111-LNG	Long-Term	Greece	LNG Endurance	Sabine Pass, Louisiana	2,399,042	[*]
6/21/2022	Sabine Pass Liquefaction, LLC	Sabine Pass Liquefaction, LLC	2010-111-LNG	Long-Term	Argentina	Golar Glacier	Sabine Pass, Louisiana	3,282,435	
6/22/2022	Sabine Pass Liquefaction, LLC	Sabine Pass Liquefaction, LLC	2010-85-LNG	Long-Term	Singapore	Methane Julia Louise	Sabine Pass, Louisiana	3,352,180	
6/24/2022	Sabine Pass Liquefaction, LLC	Sabine Pass Liquefaction, LLC	2010-111-LNG	Long-Term	Poland	BW Magnolia	Sabine Pass, Louisiana	3,662,815	
6/25/2022	Sabine Pass Liquefaction, LLC	Sabine Pass Liquefaction, LLC	2010-111-LNG	Long-Term	Italy	Gui Ying	Sabine Pass, Louisiana	3,674,261	
6/26/2022	Sabine Pass Liquefaction, LLC	Sabine Pass Liquefaction, LLC	2010-111-LNG	Long-Term	Netherlands	Maran Gas Hector	Sabine Pass, Louisiana	3,263,882	
6/26/2022	Sabine Pass Liquefaction, LLC	Sabine Pass Liquefaction, LLC	2010-111-LNG	Long-Term	Netherlands	Gaslog Westminster	Sabine Pass, Louisiana	3,428,668	
6/28/2022	Sabine Pass Liquefaction, LLC	Sabine Pass Liquefaction, LLC	2010-111-LNG	Long-Term	Argentina	Golar Snow	Sabine Pass, Louisiana	3,278,072	
6/29/2022	Sabine Pass Liquefaction, LLC	Sabine Pass Liquefaction, LLC	2010-111-LNG	Long-Term	France	Gaslog Galveston	Sabine Pass, Louisiana	3,707,579	
6/30/2022	Sabine Pass Liquefaction, LLC	Sabine Pass Liquefaction, LLC	2010-111-LNG	Long-Term	Croatia	Pan Americas	Sabine Pass, Louisiana	3,548,514	
6/30/2022	Sabine Pass Liquefaction, LLC	Sabine Pass Liquefaction, LLC	2010-85-LNG	Long-Term	South Korea	Hyundai Ecopia	Sabine Pass, Louisiana	3,162,346	
7/1/2022	Sabine Pass Liquefaction, LLC	Sabine Pass Liquefaction, LLC	2010-111-LNG	Long-Term	Spain	Castillo De Merida	Sabine Pass, Louisiana	3,722,816	
7/2/2022	Sabine Pass Liquefaction, LLC	Sabine Pass Liquefaction, LLC	2010-111-LNG	Long-Term	Taiwan	Global Sealine	Sabine Pass, Louisiana	3,659,943	
7/3/2022	Sabine Pass Liquefaction, LLC	Sabine Pass Liquefaction, LLC	2010-111-LNG	Long-Term	France	Gaslog Windsor	Sabine Pass, Louisiana	3,163,613	
7/3/2022	Sabine Pass Liquefaction, LLC	Sabine Pass Liquefaction, LLC	2010-111-LNG	Long-Term	India	Maran Gas Ulysses	Sabine Pass, Louisiana	3,545,570	
7/5/2022	Sabine Pass Liquefaction, LLC	Sabine Pass Liquefaction, LLC	2010-111-LNG	Long-Term	France	LNG Sakura	Sabine Pass, Louisiana	3,717,082	
7/5/2022	Sabine Pass Liquefaction, LLC	Sabine Pass Liquefaction, LLC	2010-85-LNG	Long-Term	South Korea	K Jasmine	Sabine Pass, Louisiana	3,070,778	

[S] Spot – a one-time transaction for near-term delivery of a specific quantity of LNG at a specific location. Spot cargos could be included in either long-term or short-term authorized types.

[\*] Split cargo – a single shipment of LNG where portions of the cargo have different transactional characteristics. For instance, a single cargo can have more than one buyer, supplier, price, unloading port, loading port, or DOE authorization.

[C] Commissioning cargo – pre-commercial cargo loaded while export facility operations are still undergoing final testing and inspection. Commissioning cargos may occur multiple times for the same facility as individual LNG trains enter service.

Countries of destination are current as of publication date. Any updates to countries of destination reported will be published in the next scheduled LNG Monthly.

**VESSEL-BORNE EXPORTS OF DOMESTICALLY-PRODUCED LIQUEFIED NATURAL GAS (LNG)**

Table 2a(i)

Date of Departure	Name of Exporter	Supplier	Docket Number	Docket Term	Country of Destination	Name of Tanker	Departure Terminal	Volume (Mcf of Natural Gas)	Notes
7/6/2022	Sabine Pass Liquefaction, LLC	Sabine Pass Liquefaction, LLC	2010-111-LNG	Long-Term	Lithuania	Isabella	Sabine Pass, Louisiana	3,661,743	
7/7/2022	Sabine Pass Liquefaction, LLC	Sabine Pass Liquefaction, LLC	2010-111-LNG	Long-Term	Netherlands	Stena Crystal Sky	Sabine Pass, Louisiana	3,697,796	
7/8/2022	Sabine Pass Liquefaction, LLC	Sabine Pass Liquefaction, LLC	2010-111-LNG	Long-Term	Argentina	Ribera del Duero Knutsen	Sabine Pass, Louisiana	2,879,182	
7/9/2022	Sabine Pass Liquefaction, LLC	Sabine Pass Liquefaction, LLC	2010-111-LNG	Long-Term	Brazil	Gaslog Hong Kong	Sabine Pass, Louisiana	1,537,645	[*]
7/9/2022	Sabine Pass Liquefaction, LLC	Sabine Pass Liquefaction, LLC	2010-111-LNG	Long-Term	France	Gaslog Hong Kong	Sabine Pass, Louisiana	1,407,284	[*]
7/9/2022	Sabine Pass Liquefaction, LLC	Sabine Pass Liquefaction, LLC	2010-111-LNG	Long-Term	Lithuania	Gaslog Hong Kong	Sabine Pass, Louisiana	649,516	[*]
7/10/2022	Sabine Pass Liquefaction, LLC	Sabine Pass Liquefaction, LLC	2010-111-LNG	Long-Term	Italy	Golar Bear	Sabine Pass, Louisiana	3,276,931	
7/11/2022	Sabine Pass Liquefaction, LLC	Sabine Pass Liquefaction, LLC	2010-111-LNG	Long-Term	France	Castillo de Villalba	Sabine Pass, Louisiana	2,935,823	
7/12/2022	Sabine Pass Liquefaction, LLC	Sabine Pass Liquefaction, LLC	2010-85-LNG	Long-Term	South Korea	K. Mugungwha	Sabine Pass, Louisiana	3,219,241	
7/13/2022	Sabine Pass Liquefaction, LLC	Sabine Pass Liquefaction, LLC	2010-111-LNG	Long-Term	Netherlands	Golar Celsius	Sabine Pass, Louisiana	3,374,200	
7/14/2022	Sabine Pass Liquefaction, LLC	Sabine Pass Liquefaction, LLC	2010-111-LNG	Long-Term	Spain	ORION SEA	Sabine Pass, Louisiana	3,464,798	
7/14/2022	Sabine Pass Liquefaction, LLC	Sabine Pass Liquefaction, LLC	2010-85-LNG	Long-Term	South Korea	Hyundai Peacepia	Sabine Pass, Louisiana	3,707,666	
7/16/2022	Sabine Pass Liquefaction, LLC	Sabine Pass Liquefaction, LLC	2010-111-LNG	Long-Term	Netherlands	La Mancha Knutsen	Sabine Pass, Louisiana	3,514,800	
7/16/2022	Sabine Pass Liquefaction, LLC	Sabine Pass Liquefaction, LLC	2010-111-LNG	Long-Term	Taiwan	Bonito LNG	Sabine Pass, Louisiana	2,862,473	
7/17/2022	Sabine Pass Liquefaction, LLC	Sabine Pass Liquefaction, LLC	2010-111-LNG	Long-Term	France	ARISTARCHOS	Sabine Pass, Louisiana	3,251,818	
7/17/2022	Sabine Pass Liquefaction, LLC	Sabine Pass Liquefaction, LLC	2010-111-LNG	Long-Term	Netherlands	Transgas Force	Sabine Pass, Louisiana	3,273,307	
7/17/2022	Sabine Pass Liquefaction, LLC	Sabine Pass Liquefaction, LLC	2010-111-LNG	Long-Term	Netherlands	Transgas Force	Sabine Pass, Louisiana	424,394	
7/18/2022	Sabine Pass Liquefaction, LLC	Sabine Pass Liquefaction, LLC	2013-121-LNG	Long-Term	China	Prism Courage	Sabine Pass, Louisiana	783,943	[*]
7/18/2022	Sabine Pass Liquefaction, LLC	Sabine Pass Liquefaction, LLC	2013-121-LNG	Long-Term	Singapore	Prism Courage	Sabine Pass, Louisiana	2,982,091	[*]
7/19/2022	Sabine Pass Liquefaction, LLC	Sabine Pass Liquefaction, LLC	2013-121-LNG	Long-Term	Kuwait	Energy Endeavour	Sabine Pass, Louisiana	2,845,062	[*]
7/19/2022	Sabine Pass Liquefaction, LLC	Sabine Pass Liquefaction, LLC	2013-121-LNG	Long-Term	United Kingdom	Energy Endeavour	Sabine Pass, Louisiana	273,280	[*]
7/20/2022	Sabine Pass Liquefaction, LLC	Sabine Pass Liquefaction, LLC	2013-121-LNG	Long-Term	Taiwan	Stena Blue Sky	Sabine Pass, Louisiana	2,830,780	
7/21/2022	Sabine Pass Liquefaction, LLC	Sabine Pass Liquefaction, LLC	2013-121-LNG	Long-Term	Netherlands	Kool Firm	Sabine Pass, Louisiana	3,646,434	
7/22/2022	Sabine Pass Liquefaction, LLC	Sabine Pass Liquefaction, LLC	2013-121-LNG	Long-Term	South Korea	Diamond Gas Crystal	Sabine Pass, Louisiana	3,276,212	
7/23/2022	Sabine Pass Liquefaction, LLC	Sabine Pass Liquefaction, LLC	2013-121-LNG	Long-Term	India	Vivit Americas Lng	Sabine Pass, Louisiana	3,516,807	
7/24/2022	Sabine Pass Liquefaction, LLC	Sabine Pass Liquefaction, LLC	2013-121-LNG	Long-Term	Poland	British Listener	Sabine Pass, Louisiana	3,659,109	
7/25/2022	Sabine Pass Liquefaction, LLC	Sabine Pass Liquefaction, LLC	2013-121-LNG	Long-Term	Spain	Iberica Knutsen	Sabine Pass, Louisiana	2,934,922	
7/26/2022	Sabine Pass Liquefaction, LLC	Sabine Pass Liquefaction, LLC	2013-121-LNG	Long-Term	France	Gui Ying	Sabine Pass, Louisiana	3,677,430	
7/26/2022	Sabine Pass Liquefaction, LLC	Sabine Pass Liquefaction, LLC	2013-121-LNG	Long-Term	South Korea	Maran Gas Hector	Sabine Pass, Louisiana	3,536,914	
7/28/2022	Sabine Pass Liquefaction, LLC	Sabine Pass Liquefaction, LLC	2013-121-LNG	Long-Term	France	Catalunya Spirit	Sabine Pass, Louisiana	2,938,676	
7/28/2022	Sabine Pass Liquefaction, LLC	Sabine Pass Liquefaction, LLC	2013-121-LNG	Long-Term	Spain	Gaslog Genoa	Sabine Pass, Louisiana	3,423,531	
7/30/2022	Sabine Pass Liquefaction, LLC	Sabine Pass Liquefaction, LLC	2013-121-LNG	Long-Term	France	Amberjack LNG	Sabine Pass, Louisiana	3,536,709	
7/31/2022	Sabine Pass Liquefaction, LLC	Sabine Pass Liquefaction, LLC	2013-121-LNG	Long-Term	France	Bahrain Spirit	Sabine Pass, Louisiana	3,089,857	
7/31/2022	Sabine Pass Liquefaction, LLC	Sabine Pass Liquefaction, LLC	2013-121-LNG	Long-Term	Spain	Global Sea Spirit	Sabine Pass, Louisiana	3,572,061	
8/1/2022	Sabine Pass Liquefaction, LLC	Sabine Pass Liquefaction, LLC	2013-121-LNG	Long-Term	Spain	Flex Vigilant	Sabine Pass, Louisiana	3,575,184	
8/2/2022	Sabine Pass Liquefaction, LLC	Sabine Pass Liquefaction, LLC	2013-121-LNG	Long-Term	Taiwan	Fuji LNG	Sabine Pass, Louisiana	2,672,476	
8/3/2022	Sabine Pass Liquefaction, LLC	Sabine Pass Liquefaction, LLC	2013-121-LNG	Long-Term	Poland	Asklipios	Sabine Pass, Louisiana	3,115,589	
8/4/2022	Sabine Pass Liquefaction, LLC	Sabine Pass Liquefaction, LLC	2013-121-LNG	Long-Term	Thailand	Maran Gas Spetses	Sabine Pass, Louisiana	3,606,714	
8/5/2022	Sabine Pass Liquefaction, LLC	Sabine Pass Liquefaction, LLC	2013-121-LNG	Long-Term	Spain	Castillo De Merida	Sabine Pass, Louisiana	3,361,894	
8/6/2022	Sabine Pass Liquefaction, LLC	Sabine Pass Liquefaction, LLC	2013-121-LNG	Long-Term	Indonesia	Minerva Limnos	Sabine Pass, Louisiana	392,012	[*]
8/6/2022	Sabine Pass Liquefaction, LLC	Sabine Pass Liquefaction, LLC	2013-121-LNG	Long-Term	Japan	Minerva Limnos	Sabine Pass, Louisiana	3,210,358	[*]
8/6/2022	Sabine Pass Liquefaction, LLC	Sabine Pass Liquefaction, LLC	2013-121-LNG	Long-Term	Kuwait	Gaslog Westminster	Sabine Pass, Louisiana	3,020,804	
8/7/2022	Sabine Pass Liquefaction, LLC	Sabine Pass Liquefaction, LLC	2013-121-LNG	Long-Term	Netherlands	Maria Energy	Sabine Pass, Louisiana	3,377,578	
8/8/2022	Sabine Pass Liquefaction, LLC	Sabine Pass Liquefaction, LLC	2013-121-LNG	Long-Term	Netherlands	Pan Americas	Sabine Pass, Louisiana	3,607,783	

[S] Spot – a one-time transaction for near-term delivery of a specific quantity of LNG at a specific location. Spot cargos could be included in either long-term or short-term authorized types.

[\*] Split cargo – a single shipment of LNG where portions of the cargo have different transactional characteristics. For instance, a single cargo can have more than one buyer, supplier, price, unloading port, loading port, or DOE authorization.

[C] Commissioning cargo – pre-commercial cargo loaded while export facility operations are still undergoing final testing and inspection. Commissioning cargos may occur multiple times for the same facility as individual LNG trains enter service.

Countries of destination are current as of publication date. Any updates to countries of destination reported will be published in the next scheduled LNG Monthly.



**VESSEL-BORNE EXPORTS OF DOMESTICALLY-PRODUCED LIQUEFIED NATURAL GAS (LNG)**

Table 2a(i)

Date of Departure	Name of Exporter	Supplier	Docket Number	Docket Term	Country of Destination	Name of Tanker	Departure Terminal	Volume (Mcf of Natural Gas)	Notes
8/9/2022	Sabine Pass Liquefaction, LLC	Sabine Pass Liquefaction, LLC	2013-121-LNG	Long-Term	India	BW Paris	Sabine Pass, Louisiana	3,285,776	
8/10/2022	Sabine Pass Liquefaction, LLC	Sabine Pass Liquefaction, LLC	2013-121-LNG	Long-Term	Spain	ORION SEA	Sabine Pass, Louisiana	2,845,924	
8/11/2022	Sabine Pass Liquefaction, LLC	Sabine Pass Liquefaction, LLC	2013-121-LNG	Long-Term	South Korea	Hyundai Princepia	Sabine Pass, Louisiana	3,698,391	
8/12/2022	Sabine Pass Liquefaction, LLC	Sabine Pass Liquefaction, LLC	2013-121-LNG	Long-Term	France	Stena Crystal Sky	Sabine Pass, Louisiana	3,690,735	
8/12/2022	Sabine Pass Liquefaction, LLC	Sabine Pass Liquefaction, LLC	2013-121-LNG	Long-Term	South Korea	Oak Spirit	Sabine Pass, Louisiana	3,685,347	
8/13/2022	Sabine Pass Liquefaction, LLC	Sabine Pass Liquefaction, LLC	2013-121-LNG	Long-Term	Croatia	Gaslog Sydney	Sabine Pass, Louisiana	1,068,773	[*]
8/13/2022	Sabine Pass Liquefaction, LLC	Sabine Pass Liquefaction, LLC	2013-121-LNG	Long-Term	Greece	Gaslog Sydney	Sabine Pass, Louisiana	1,661,812	[*]
8/13/2022	Sabine Pass Liquefaction, LLC	Sabine Pass Liquefaction, LLC	2013-121-LNG	Long-Term	Spain	Gaslog Sydney	Sabine Pass, Louisiana	574,476	[*]
8/14/2022	Sabine Pass Liquefaction, LLC	Sabine Pass Liquefaction, LLC	2013-121-LNG	Long-Term	Netherlands	Golar Celsius	Sabine Pass, Louisiana	3,375,480	
8/15/2022	Sabine Pass Liquefaction, LLC	Sabine Pass Liquefaction, LLC	2013-121-LNG	Long-Term	United Kingdom	Golar Penguin	Sabine Pass, Louisiana	3,414,909	
8/16/2022	Sabine Pass Liquefaction, LLC	Sabine Pass Liquefaction, LLC	2013-121-LNG	Long-Term	France	Ribera del Duero Knutsen	Sabine Pass, Louisiana	3,514,048	
8/17/2022	Sabine Pass Liquefaction, LLC	Sabine Pass Liquefaction, LLC	2013-121-LNG	Long-Term	Japan	Marvel Hawk	Sabine Pass, Louisiana	3,279,774	
8/18/2022	Sabine Pass Liquefaction, LLC	Sabine Pass Liquefaction, LLC	2013-121-LNG	Long-Term	Brazil	BW Lesmes	Sabine Pass, Louisiana	3,661,012	
8/19/2022	Sabine Pass Liquefaction, LLC	Sabine Pass Liquefaction, LLC	2013-121-LNG	Long-Term	China	Qogir	Sabine Pass, Louisiana	2,992,909	[*]
8/19/2022	Sabine Pass Liquefaction, LLC	Sabine Pass Liquefaction, LLC	2013-121-LNG	Long-Term	Indonesia	Qogir	Sabine Pass, Louisiana	574,657	[*]
8/20/2022	Sabine Pass Liquefaction, LLC	Sabine Pass Liquefaction, LLC	2013-121-LNG	Long-Term	South Korea	SM Seahawk	Sabine Pass, Louisiana	3,693,549	
8/21/2022	Sabine Pass Liquefaction, LLC	Sabine Pass Liquefaction, LLC	2013-121-LNG	Long-Term	Italy	Flex Volunteer	Sabine Pass, Louisiana	3,589,457	
8/21/2022	Sabine Pass Liquefaction, LLC	Sabine Pass Liquefaction, LLC	2013-121-LNG	Long-Term	Japan	Celsius Charlotte	Sabine Pass, Louisiana	3,372,865	
8/22/2022	Sabine Pass Liquefaction, LLC	Sabine Pass Liquefaction, LLC	2013-121-LNG	Long-Term	Portugal	Rioja Knutsen	Sabine Pass, Louisiana	3,201,840	
8/23/2022	Sabine Pass Liquefaction, LLC	Sabine Pass Liquefaction, LLC	2013-121-LNG	Long-Term	Netherlands	Murex	Sabine Pass, Louisiana	3,553,130	
8/24/2022	Sabine Pass Liquefaction, LLC	Sabine Pass Liquefaction, LLC	2013-121-LNG	Long-Term	Netherlands	Gaslog Georgetown	Sabine Pass, Louisiana	3,564,105	
8/25/2022	Sabine Pass Liquefaction, LLC	Sabine Pass Liquefaction, LLC	2013-121-LNG	Long-Term	United Kingdom	BW Pavilion Aranthera	Sabine Pass, Louisiana	3,653,660	
8/26/2022	Sabine Pass Liquefaction, LLC	Sabine Pass Liquefaction, LLC	2013-121-LNG	Long-Term	Japan	Golar Snow	Sabine Pass, Louisiana	3,282,607	
8/27/2022	Sabine Pass Liquefaction, LLC	Sabine Pass Liquefaction, LLC	2013-121-LNG	Long-Term	Colombia	La Mancha Knutsen	Sabine Pass, Louisiana	606,289	[*]
8/27/2022	Sabine Pass Liquefaction, LLC	Sabine Pass Liquefaction, LLC	2013-121-LNG	Long-Term	Spain	La Mancha Knutsen	Sabine Pass, Louisiana	2,961,939	[*]
8/28/2022	Sabine Pass Liquefaction, LLC	Sabine Pass Liquefaction, LLC	2013-121-LNG	Long-Term	Taiwan	Golar Maria	Sabine Pass, Louisiana	2,788,783	
8/29/2022	Sabine Pass Liquefaction, LLC	Sabine Pass Liquefaction, LLC	2013-121-LNG	Long-Term	Netherlands	Gaslog Greece	Sabine Pass, Louisiana	3,634,257	
8/29/2022	Sabine Pass Liquefaction, LLC	Sabine Pass Liquefaction, LLC	2013-121-LNG	Long-Term	South Korea	LNG Lagos II	Sabine Pass, Louisiana	3,712,348	
8/30/2022	Sabine Pass Liquefaction, LLC	Sabine Pass Liquefaction, LLC	2013-121-LNG	Long-Term	Spain	Clean Cajun	Sabine Pass, Louisiana	2,855,195	
8/31/2022	Sabine Pass Liquefaction, LLC	Sabine Pass Liquefaction, LLC	2013-121-LNG	Long-Term	Spain	Seapeak Catalunya	Sabine Pass, Louisiana	2,938,048	
9/1/2022	Sabine Pass Liquefaction, LLC	Sabine Pass Liquefaction, LLC	2013-121-LNG	Long-Term	United Kingdom	Kool Firm	Sabine Pass, Louisiana	3,524,481	
9/2/2022	Sabine Pass Liquefaction, LLC	Sabine Pass Liquefaction, LLC	2013-121-LNG	Long-Term	Thailand	Amberjack LNG	Sabine Pass, Louisiana	3,673,371	
9/3/2022	Sabine Pass Liquefaction, LLC	Sabine Pass Liquefaction, LLC	2013-121-LNG	Long-Term	Taiwan	Global Sea Spirit	Sabine Pass, Louisiana	3,611,693	
9/4/2022	Sabine Pass Liquefaction, LLC	Sabine Pass Liquefaction, LLC	2013-121-LNG	Long-Term	United Kingdom	Isabella	Sabine Pass, Louisiana	3,603,838	
9/5/2022	Sabine Pass Liquefaction, LLC	Sabine Pass Liquefaction, LLC	2013-121-LNG	Long-Term	South Korea	Hyundai Ecopia	Sabine Pass, Louisiana	3,160,893	
9/6/2022	Sabine Pass Liquefaction, LLC	Sabine Pass Liquefaction, LLC	2013-121-LNG	Long-Term	Netherlands	SK Resolute	Sabine Pass, Louisiana	3,385,743	
9/7/2022	Sabine Pass Liquefaction, LLC	Sabine Pass Liquefaction, LLC	2013-121-LNG	Long-Term	South Korea	Castillo De Merida	Sabine Pass, Louisiana	3,794,825	
9/8/2022	Sabine Pass Liquefaction, LLC	Sabine Pass Liquefaction, LLC	2013-121-LNG	Long-Term	Netherlands	Maria Energy	Sabine Pass, Louisiana	3,685,201	
9/9/2022	Sabine Pass Liquefaction, LLC	Sabine Pass Liquefaction, LLC	2013-121-LNG	Long-Term	France	ARISTARCHOS	Sabine Pass, Louisiana	3,708,161	
9/10/2022	Sabine Pass Liquefaction, LLC	Sabine Pass Liquefaction, LLC	2013-121-LNG	Long-Term	South Korea	Methane Heather Sally	Sabine Pass, Louisiana	3,095,891	
9/11/2022	Sabine Pass Liquefaction, LLC	Sabine Pass Liquefaction, LLC	2013-121-LNG	Long-Term	France	Maran Gas Pericles	Sabine Pass, Louisiana	3,540,197	
9/11/2022	Sabine Pass Liquefaction, LLC	Sabine Pass Liquefaction, LLC	2013-121-LNG	Long-Term	Poland	Global Energy	Sabine Pass, Louisiana	3,649,609	
9/12/2022	Sabine Pass Liquefaction, LLC	Sabine Pass Liquefaction, LLC	2013-121-LNG	Long-Term	United Kingdom	Grace Dahlia	Sabine Pass, Louisiana	3,282,899	
9/13/2022	Sabine Pass Liquefaction, LLC	Sabine Pass Liquefaction, LLC	2013-121-LNG	Long-Term	Netherlands	LNG Rosenrot	Sabine Pass, Louisiana	3,380,264	
9/14/2022	Sabine Pass Liquefaction, LLC	Sabine Pass Liquefaction, LLC	2013-121-LNG	Long-Term	France	Hellas Diana	Sabine Pass, Louisiana	3,675,702	

[S] Spot – a one-time transaction for near-term delivery of a specific quantity of LNG at a specific location. Spot cargos could be included in either long-term or short-term authorized types.  
 [\*] Split cargo – a single shipment of LNG where portions of the cargo have different transactional characteristics. For instance, a single cargo can have more than one buyer, supplier, price, unloading port, loading port, or DOE authorization.  
 [C] Commissioning cargo – pre-commercial cargo loaded while export facility operations are still undergoing final testing and inspection. Commissioning cargos may occur multiple times for the same facility as individual LNG trains enter service.  
 Countries of destination are current as of publication date. Any updates to countries of destination reported will be published in the next scheduled *LNG Monthly*.

## VESSEL-BORNE EXPORTS OF DOMESTICALLY-PRODUCED LIQUEFIED NATURAL GAS (LNG)

Table 2a(i)

Date of Departure	Name of Exporter	Supplier	Docket Number	Docket Term	Country of Destination	Name of Tanker	Departure Terminal	Volume (Mcf of Natural Gas)	Notes
9/14/2022	Sabine Pass Liquefaction, LLC	Sabine Pass Liquefaction, LLC	2013-121-LNG	Long-Term	Taiwan	Methane Jane Elizabeth	Sabine Pass, Louisiana	3,068,030	
9/16/2022	Sabine Pass Liquefaction, LLC	Sabine Pass Liquefaction, LLC	2013-121-LNG	Long-Term	Netherlands	Pearl LNG	Sabine Pass, Louisiana	3,674,409	
9/16/2022	Sabine Pass Liquefaction, LLC	Sabine Pass Liquefaction, LLC	2013-121-LNG	Long-Term	United Kingdom	Ribera del Duero Knutsen	Sabine Pass, Louisiana	3,502,073	
9/18/2022	Sabine Pass Liquefaction, LLC	Sabine Pass Liquefaction, LLC	2013-121-LNG	Long-Term	France	Stena Crystal Sky	Sabine Pass, Louisiana	3,694,400	
9/18/2022	Sabine Pass Liquefaction, LLC	Sabine Pass Liquefaction, LLC	2013-121-LNG	Long-Term	Spain	Iberica Knutsen	Sabine Pass, Louisiana	2,938,042	
9/19/2022	Sabine Pass Liquefaction, LLC	Sabine Pass Liquefaction, LLC	2013-121-LNG	Long-Term	South Korea	K. Mugungwha	Sabine Pass, Louisiana	3,209,988	
9/20/2022	Sabine Pass Liquefaction, LLC	Sabine Pass Liquefaction, LLC	2013-121-LNG	Long-Term	Spain	Prism Brilliance	Sabine Pass, Louisiana	3,684,457	
9/21/2022	Sabine Pass Liquefaction, LLC	Sabine Pass Liquefaction, LLC	2013-121-LNG	Long-Term	Belgium	Transgas Power	Sabine Pass, Louisiana	3,595,068	
9/21/2022	Sabine Pass Liquefaction, LLC	Sabine Pass Liquefaction, LLC	2013-121-LNG	Long-Term	Netherlands	Maran Gas Vergina	Sabine Pass, Louisiana	3,278,716	
9/22/2022	Sabine Pass Liquefaction, LLC	Sabine Pass Liquefaction, LLC	2013-121-LNG	Long-Term	Netherlands	Santander Knutsen	Sabine Pass, Louisiana	3,541,418	
9/23/2022	Sabine Pass Liquefaction, LLC	Sabine Pass Liquefaction, LLC	2013-121-LNG	Long-Term	South Korea	Hyundai Peacepia	Sabine Pass, Louisiana	3,680,318	
9/24/2022	Sabine Pass Liquefaction, LLC	Sabine Pass Liquefaction, LLC	2013-121-LNG	Long-Term	United Kingdom	Vivit Americas Lng	Sabine Pass, Louisiana	3,469,962	
9/25/2022	Sabine Pass Liquefaction, LLC	Sabine Pass Liquefaction, LLC	2013-121-LNG	Long-Term	United Kingdom	Gaslog Windsor	Sabine Pass, Louisiana	3,774,835	
9/27/2022	Sabine Pass Liquefaction, LLC	Sabine Pass Liquefaction, LLC	2013-121-LNG	Long-Term	Portugal	Rioja Knutsen	Sabine Pass, Louisiana	3,559,071	
9/28/2022	Sabine Pass Liquefaction, LLC	Sabine Pass Liquefaction, LLC	2013-121-LNG	Long-Term	India	Dorado LNG	Sabine Pass, Louisiana	3,274,288	
9/28/2022	Sabine Pass Liquefaction, LLC	Sabine Pass Liquefaction, LLC	2013-121-LNG	Long-Term	Lithuania	Maran Gas Roxana	Sabine Pass, Louisiana	3,541,004	
9/29/2022	Sabine Pass Liquefaction, LLC	Sabine Pass Liquefaction, LLC	2013-121-LNG	Long-Term	France	Global Sealine	Sabine Pass, Louisiana	3,707,622	
9/29/2022	Sabine Pass Liquefaction, LLC	Sabine Pass Liquefaction, LLC	2013-121-LNG	Long-Term	United Kingdom	Gaslog Westminster	Sabine Pass, Louisiana	3,670,523	
<b>TOTAL Exports of LNG from Sabine Pass</b>								<b>1,085,368,543</b>	

[S] **Spot** – a one-time transaction for near-term delivery of a specific quantity of LNG at a specific location. Spot cargos could be included in either long-term or short-term authorized types.

[\*] **Split cargo** – a single shipment of LNG where portions of the cargo have different transactional characteristics. For instance, a single cargo can have more than one buyer, supplier, price, unloading port, loading port, or DOE authorization.

[C] **Commissioning cargo** – pre-commercial cargo loaded while export facility operations are still undergoing final testing and inspection. Commissioning cargos may occur multiple times for the same facility as individual LNG trains enter service.

Countries of destination are current as of publication date. Any updates to countries of destination reported will be published in the next scheduled *LNG Monthly*.

**VESSEL-BORNE EXPORTS OF DOMESTICALLY-PRODUCED LIQUEFIED NATURAL GAS (LNG)**

Table 2a(ii)

Date of Departure	Name of Exporter	Supplier	Docket Number	Docket Term	Country of Destination	Name of Tanker	Departure Terminal	Volume (Mcf of Natural Gas)	Notes
1/4/2022	Cove Point LNG, LP	GAIL Global (USA) LNG LLC	2011-128-LNG	Long-Term	France	Gail Bhuwan	Cove Point, Maryland	3,816,381	
1/6/2022	Cove Point LNG, LP	ST Cove Point LLC	2011-128-LNG	Long-Term	United Kingdom	BW Pavilion Aranda	Cove Point, Maryland	3,642,526	
1/12/2022	Cove Point LNG, LP	GAIL Global (USA) LNG LLC	2011-128-LNG	Long-Term	Netherlands	Maria Energy	Cove Point, Maryland	3,300,329	
1/15/2022	Cove Point LNG, LP	ST Cove Point LLC	2011-128-LNG	Long-Term	Belgium	LNG Adventure	Cove Point, Maryland	3,508,753	
1/21/2022	Cove Point LNG, LP	GAIL Global (USA) LNG LLC	2011-128-LNG	Long-Term	Turkey	Seri Balhaf	Cove Point, Maryland	3,204,159	
1/24/2022	Cove Point LNG, LP	ST Cove Point LLC	2011-128-LNG	Long-Term	Thailand	Maran Gas Vergina	Cove Point, Maryland	3,489,911	
1/29/2022	Cove Point LNG, LP	GAIL Global (USA) LNG LLC	2011-128-LNG	Long-Term	Turkey	Golar Crystal	Cove Point, Maryland	3,225,629	
1/31/2022	Cove Point LNG, LP	ST Cove Point LLC	2011-128-LNG	Long-Term	Spain	Stena Blue Sky	Cove Point, Maryland	1,007,492	
2/7/2022	Cove Point LNG, LP	GAIL Global (USA) LNG LLC	2011-128-LNG	Long-Term	Netherlands	Golar Celsius	Cove Point, Maryland	3,302,712	
2/9/2022	Cove Point LNG, LP	ST Cove Point LLC	2011-128-LNG	Long-Term	France	Gaslog Windsor	Cove Point, Maryland	3,489,110	
2/13/2022	Cove Point LNG, LP	ST Cove Point LLC	2011-128-LNG	Long-Term	Netherlands	Energy Innovator	Cove Point, Maryland	3,483,733	
2/16/2022	Cove Point LNG, LP	GAIL Global (USA) LNG LLC	2011-128-LNG	Long-Term	Italy	Maran Gas Delphi	Cove Point, Maryland	3,297,463	
2/24/2022	Cove Point LNG, LP	ST Cove Point LLC	2011-128-LNG	Long-Term	France	Energy Universe	Cove Point, Maryland	3,471,388	
2/26/2022	Cove Point LNG, LP	GAIL Global (USA) LNG LLC	2011-128-LNG	Long-Term	India	Gail Bhuwan	Cove Point, Maryland	3,812,994	
3/8/2022	Cove Point LNG, LP	ST Cove Point LLC	2011-128-LNG	Long-Term	Spain	BW Pavilion Arantha	Cove Point, Maryland	3,662,648	
3/9/2022	Cove Point LNG, LP	GAIL Global (USA) LNG LLC	2011-128-LNG	Long-Term	Netherlands	LNG Rosenrot	Cove Point, Maryland	3,720,263	
3/16/2022	Cove Point LNG, LP	ST Cove Point LLC	2011-128-LNG	Long-Term	France	Meridian Spirit	Cove Point, Maryland	732,408	[*]
3/16/2022	Cove Point LNG, LP	ST Cove Point LLC	2011-128-LNG	Long-Term	Turkey	Meridian Spirit	Cove Point, Maryland	2,760,652	[*]
3/19/2022	Cove Point LNG, LP	GAIL Global (USA) LNG LLC	2011-128-LNG	Long-Term	France	Golar Bear	Cove Point, Maryland	3,294,094	
3/26/2022	Cove Point LNG, LP	ST Cove Point LLC	2011-128-LNG	Long-Term	Spain	Maran Gas Vergina	Cove Point, Maryland	3,581,470	
3/29/2022	Cove Point LNG, LP	GAIL Global (USA) LNG LLC	2011-128-LNG	Long-Term	India	Grace Emilia	Cove Point, Maryland	3,682,345	
4/2/2022	Cove Point LNG, LP	ST Cove Point LLC	2011-128-LNG	Long-Term	Spain	Stena Blue Sky	Cove Point, Maryland	1,127,243	
4/5/2022	Cove Point LNG, LP	GAIL Global (USA) LNG LLC	2011-128-LNG	Long-Term	Croatia	Energy Universe	Cove Point, Maryland	3,296,133	
4/7/2022	Cove Point LNG, LP	ST Cove Point LLC	2011-128-LNG	Long-Term	Japan	Energy Innovator	Cove Point, Maryland	3,474,166	
4/16/2022	Cove Point LNG, LP	GAIL Global (USA) LNG LLC	2011-128-LNG	Long-Term	India	Gail Bhuwan	Cove Point, Maryland	3,807,680	
4/19/2022	Cove Point LNG, LP	ST Cove Point LLC	2011-128-LNG	Long-Term	Kuwait	Gaslog Windsor	Cove Point, Maryland	3,478,781	
4/27/2022	Cove Point LNG, LP	GAIL Global (USA) LNG LLC	2011-128-LNG	Long-Term	Argentina	Kita LNG	Cove Point, Maryland	2,200,805	[*]
4/27/2022	Cove Point LNG, LP	GAIL Global (USA) LNG LLC	2011-128-LNG	Long-Term	France	Kita LNG	Cove Point, Maryland	995,726	[*]
4/28/2022	Cove Point LNG, LP	ST Cove Point LLC	2011-128-LNG	Long-Term	United Kingdom	Energy Liberty	Cove Point, Maryland	3,465,635	
5/1/2022	Cove Point LNG, LP	ST Cove Point LLC	2011-128-LNG	Long-Term	Spain	Gaslog Chelsea	Cove Point, Maryland	1,394,647	
5/5/2022	Cove Point LNG, LP	GAIL Global (USA) LNG LLC	2011-128-LNG	Long-Term	Spain	British Sponsor	Cove Point, Maryland	3,213,188	
5/12/2022	Cove Point LNG, LP	ST Cove Point LLC	2011-128-LNG	Long-Term	France	Rias Baixas Knutsen	Cove Point, Maryland	3,260,991	[*]
5/12/2022	Cove Point LNG, LP	ST Cove Point LLC	2011-128-LNG	Long-Term	Spain	Rias Baixas Knutsen	Cove Point, Maryland	514,291	[*]
5/14/2022	Cove Point LNG, LP	GAIL Global (USA) LNG LLC	2011-128-LNG	Long-Term	India	Grace Emilia	Cove Point, Maryland	3,651,784	
5/20/2022	Cove Point LNG, LP	ST Cove Point LLC	2011-128-LNG	Long-Term	India	LNG Enterprise	Cove Point, Maryland	3,500,414	
5/24/2022	Cove Point LNG, LP	GAIL Global (USA) LNG LLC	2011-128-LNG	Long-Term	Japan	Adamastos	Cove Point, Maryland	3,207,015	
5/31/2022	Cove Point LNG, LP	ST Cove Point LLC	2011-128-LNG	Long-Term	Japan	Energy Universe	Cove Point, Maryland	3,473,044	
6/4/2022	Cove Point LNG, LP	GAIL Global (USA) LNG LLC	2011-128-LNG	Long-Term	Netherlands	LNG Rosenrot	Cove Point, Maryland	3,721,206	
6/10/2022	Cove Point LNG, LP	ST Cove Point LLC	2011-128-LNG	Long-Term	Spain	Maran Gas Ithaca	Cove Point, Maryland	3,488,880	
6/15/2022	Cove Point LNG, LP	GAIL Global (USA) LNG LLC	2011-128-LNG	Long-Term	India	Gail Bhuwan	Cove Point, Maryland	3,808,181	
6/21/2022	Cove Point LNG, LP	ST Cove Point LLC	2011-128-LNG	Long-Term	Japan	Energy Glory	Cove Point, Maryland	3,483,315	
6/25/2022	Cove Point LNG, LP	GAIL Global (USA) LNG LLC	2011-128-LNG	Long-Term	France	Diamond Gas Victoria	Cove Point, Maryland	3,211,601	
6/29/2022	Cove Point LNG, LP	ST Cove Point LLC	2011-128-LNG	Long-Term	Argentina	British Achiever	Cove Point, Maryland	1,411,952	[*]
6/29/2022	Cove Point LNG, LP	BP Energy Company	2011-128-LNG	Short-Term	Argentina	British Achiever	Cove Point, Maryland	577,834	[§],[*]
7/3/2022	Cove Point LNG, LP	ST Cove Point LLC	2011-128-LNG	Long-Term	Japan	Energy Liberty	Cove Point, Maryland	3,466,398	

[§] Spot – a one-time transaction for near-term delivery of a specific quantity of LNG at a specific location. Spot cargos could be included in either long-term or short-term authorized types.

[\*] Split cargo – a single shipment of LNG where portions of the cargo have different transactional characteristics. For instance, a single cargo can have more than one buyer, supplier, price, unloading port, loading port, or DOE authorization.

[C] Commissioning cargo – pre-commercial cargo loaded while export facility operations are still undergoing final testing and inspection. Commissioning cargos may occur multiple times for the same facility as individual LNG trains enter service.

Countries of destination are current as of publication date. Any updates to countries of destination reported will be published in the next scheduled LNG Monthly.

**VESSEL-BORNE EXPORTS OF DOMESTICALLY-PRODUCED LIQUEFIED NATURAL GAS (LNG)**

Table 2a(ii)

Date of Departure	Name of Exporter	Supplier	Docket Number	Docket Term	Country of Destination	Name of Tanker	Departure Terminal	Volume (Mcf of Natural Gas)	Notes
7/6/2022	Cove Point LNG, LP	GAIL Global (USA) LNG LLC	2011-128-LNG	Long-Term	Greece	Elisa Aquila	Cove Point, Maryland	3,212,718	
7/10/2022	Cove Point LNG, LP	ST Cove Point LLC	2011-128-LNG	Long-Term	Netherlands	Aristidis I	Cove Point, Maryland	1,011,154	
7/13/2022	Cove Point LNG, LP	ST Cove Point LLC	2011-128-LNG	Long-Term	Netherlands	Maran Gas Ithaca	Cove Point, Maryland	3,659,407	
7/16/2022	Cove Point LNG, LP	GAIL Global (USA) LNG LLC	2011-128-LNG	Long-Term	India	Grace Emilia	Cove Point, Maryland	3,669,075	
7/20/2022	Cove Point LNG, LP	ST Cove Point LLC	2011-128-LNG	Long-Term	Netherlands	Aristidis I	Cove Point, Maryland	801,580	[*]
7/20/2022	Cove Point LNG, LP	BP Energy Company	2011-128-LNG	Short-Term	Netherlands	Aristidis I	Cove Point, Maryland	463,940	[*],[S]
7/25/2022	Cove Point LNG, LP	GAIL Global (USA) LNG LLC	2011-128-LNG	Long-Term	France	Celsius Copenhagen	Cove Point, Maryland	3,407,034	
7/29/2022	Cove Point LNG, LP	ST Cove Point LLC	2011-128-LNG	Long-Term	Greece	SK Audace	Cove Point, Maryland	3,564,045	
7/31/2022	Cove Point LNG, LP	ST Cove Point LLC	2011-128-LNG	Long-Term	Italy	Flex Courageous	Cove Point, Maryland	945,779	
8/4/2022	Cove Point LNG, LP	GAIL Global (USA) LNG LLC	2011-128-LNG	Long-Term	Netherlands	BW Magnolia	Cove Point, Maryland	2,859,280	[*]
8/5/2022	Cove Point LNG, LP	GAIL Global (USA) LNG LLC	2011-128-LNG	Long-Term	Poland	BW Magnolia	Cove Point, Maryland	351,111	[*]
8/10/2022	Cove Point LNG, LP	ST Cove Point LLC	2011-115-LNG	Long-Term	South Korea	Innovator	Cove Point, Maryland	3,471,581	
8/15/2022	Cove Point LNG, LP	GAIL Global (USA) LNG LLC	2011-128-LNG	Long-Term	India	Gail Bhuwan	Cove Point, Maryland	3,803,731	
8/18/2022	Cove Point LNG, LP	ST Cove Point LLC	2011-115-LNG	Long-Term	South Korea	Prism Diversity	Cove Point, Maryland	3,567,928	
8/21/2022	Cove Point LNG, LP	BP Energy Company	2011-128-LNG	Short-Term	Lithuania	British Achiever	Cove Point, Maryland	515,800	[S]
8/27/2022	Cove Point LNG, LP	GAIL Global (USA) LNG LLC	2011-115-LNG	Long-Term	South Korea	Golar Crystal	Cove Point, Maryland	3,388,030	
8/29/2022	Cove Point LNG, LP	ST Cove Point LLC	2011-128-LNG	Long-Term	Netherlands	Energy Glory	Cove Point, Maryland	3,465,811	
9/6/2022	Cove Point LNG, LP	GAIL Global (USA) LNG LLC	2011-128-LNG	Long-Term	Japan	Golar Tundra	Cove Point, Maryland	3,349,478	
9/11/2022	Cove Point LNG, LP	ST Cove Point LLC	2011-128-LNG	Long-Term	Spain	Energy Liberty	Cove Point, Maryland	3,467,708	
9/16/2022	Cove Point LNG, LP	GAIL Global (USA) LNG LLC	2011-128-LNG	Long-Term	India	Grace Emilia	Cove Point, Maryland	3,660,206	
9/19/2022	Cove Point LNG, LP	ST Cove Point LLC	2011-128-LNG	Long-Term	Spain	Rias Baixas Knutsen	Cove Point, Maryland	855,434	[*]
9/19/2022	Cove Point LNG, LP	ST Cove Point LLC	2011-128-LNG	Long-Term	Croatia	Rias Baixas Knutsen	Cove Point, Maryland	2,922,957	[*]
9/23/2022	Cove Point LNG, LP	BP Energy Company	2011-128-LNG	Short-Term	Turkey	Attalos	Cove Point, Maryland	438,562	[*]
9/23/2022	Cove Point LNG, LP	ST Cove Point LLC	2011-128-LNG	Long-Term	Turkey	Attalos	Cove Point, Maryland	583,541	[*]
9/30/2022	Cove Point LNG, LP	ST Cove Point LLC	2011-128-LNG	Long-Term	United Kingdom	LNG Bonny II	Cove Point, Maryland	3,549,711	
<b>TOTAL Exports of LNG from Cove Point</b>								<b>195,702,971</b>	

[S] Spot – a one-time transaction for near-term delivery of a specific quantity of LNG at a specific location. Spot cargos could be included in either long-term or short-term authorized types.

[\*] Split cargo – a single shipment of LNG where portions of the cargo have different transactional characteristics. For instance, a single cargo can have more than one buyer, supplier, price, unloading port, loading port, or DOE authorization.

[C] Commissioning cargo – pre-commercial cargo loaded while export facility operations are still undergoing final testing and inspection. Commissioning cargos may occur multiple times for the same facility as individual LNG trains enter service.

Countries of destination are current as of publication date. Any updates to countries of destination reported will be published in the next scheduled LNG Monthly.

### VESSEL-BORNE EXPORTS OF DOMESTICALLY-PRODUCED LIQUEFIED NATURAL GAS (LNG)

Table 2a(iii)

Date of Departure	Name of Exporter	Supplier	Docket Number	Docket Term	Country of Destination	Name of Tanker	Departure Terminal	Volume (Mcf of Natural Gas)	Notes
1/1/2022	Cheniere Marketing, LLC and Corpus Christi Liquefaction, LLC	Corpus Christi Liquefaction, LLC	2012-97-LNG	Long-Term	Spain	Gaslog Warsaw	Corpus Christi, Texas	3,805,904	
1/2/2022	Cheniere Marketing, LLC and Corpus Christi Liquefaction, LLC	Corpus Christi Liquefaction, LLC	2012-97-LNG	Long-Term	United Kingdom	Traiano Knutsen	Corpus Christi, Texas	3,315,361	
1/3/2022	Cheniere Marketing, LLC and Corpus Christi Liquefaction, LLC	Corpus Christi Liquefaction, LLC	2012-97-LNG	Long-Term	France	LNG Sakura	Corpus Christi, Texas	3,771,395	
1/5/2022	Cheniere Marketing, LLC and Corpus Christi Liquefaction, LLC	Corpus Christi Liquefaction, LLC	2019-124-LNG	Long-Term	Dominican Republic	Point Fortin	Corpus Christi, Texas	3,294,865	
1/7/2022	Cheniere Marketing, LLC and Corpus Christi Liquefaction, LLC	Corpus Christi Liquefaction, LLC	2012-97-LNG	Long-Term	Japan	Woodside Chaney	Corpus Christi, Texas	3,714,907	
1/9/2022	Cheniere Marketing, LLC and Corpus Christi Liquefaction, LLC	Corpus Christi Liquefaction, LLC	2019-124-LNG	Long-Term	South Korea	Marvel Heron	Corpus Christi, Texas	3,755,434	
1/10/2022	Cheniere Marketing, LLC and Corpus Christi Liquefaction, LLC	Corpus Christi Liquefaction, LLC	2012-97-LNG	Long-Term	Spain	Merchant	Corpus Christi, Texas	2,947,561	
1/11/2022	Cheniere Marketing, LLC and Corpus Christi Liquefaction, LLC	Corpus Christi Liquefaction, LLC	2012-97-LNG	Long-Term	United Kingdom	Adamastos	Corpus Christi, Texas	3,705,456	
1/13/2022	Cheniere Marketing, LLC and Corpus Christi Liquefaction, LLC	Corpus Christi Liquefaction, LLC	2012-97-LNG	Long-Term	United Kingdom	BW Pavilion Leeara	Corpus Christi, Texas	3,447,091	
1/16/2022	Cheniere Marketing, LLC and Corpus Christi Liquefaction, LLC	Corpus Christi Liquefaction, LLC	2012-97-LNG	Long-Term	Japan	Gaslog Wales	Corpus Christi, Texas	3,781,935	
1/16/2022	Cheniere Marketing, LLC and Corpus Christi Liquefaction, LLC	Corpus Christi Liquefaction, LLC	2012-97-LNG	Long-Term	Japan	Marvel Eagle	Corpus Christi, Texas	3,338,642	
1/18/2022	Cheniere Marketing, LLC and Corpus Christi Liquefaction, LLC	Corpus Christi Liquefaction, LLC	2012-97-LNG	Long-Term	Netherlands	Valencia Knutsen	Corpus Christi, Texas	3,411,614	
1/19/2022	Cheniere Marketing, LLC and Corpus Christi Liquefaction, LLC	Corpus Christi Liquefaction, LLC	2012-97-LNG	Long-Term	United Kingdom	Hellas Athina	Corpus Christi, Texas	3,718,396	
1/21/2022	Cheniere Marketing, LLC and Corpus Christi Liquefaction, LLC	Corpus Christi Liquefaction, LLC	2012-97-LNG	Long-Term	Spain	Adriano Knutsen	Corpus Christi, Texas	3,796,190	
1/23/2022	Cheniere Marketing, LLC and Corpus Christi Liquefaction, LLC	Corpus Christi Liquefaction, LLC	2012-97-LNG	Long-Term	Italy	Flex Vigilant	Corpus Christi, Texas	3,431,375	
1/25/2022	Cheniere Marketing, LLC and Corpus Christi Liquefaction, LLC	Corpus Christi Liquefaction, LLC	2019-124-LNG	Long-Term	Dominican Republic	Point Fortin	Corpus Christi, Texas	1,869,014	[*]
1/25/2022	Cheniere Marketing, LLC and Corpus Christi Liquefaction, LLC	Corpus Christi Liquefaction, LLC	2019-124-LNG	Long-Term	Panama	Point Fortin	Corpus Christi, Texas	1,382,004	[*]
1/26/2022	Cheniere Marketing, LLC and Corpus Christi Liquefaction, LLC	Corpus Christi Liquefaction, LLC	2012-97-LNG	Long-Term	Brazil	La Mancha Knutsen	Corpus Christi, Texas	3,641,163	
1/27/2022	Cheniere Marketing, LLC and Corpus Christi Liquefaction, LLC	Corpus Christi Liquefaction, LLC	2012-97-LNG	Long-Term	Taiwan	Methane Heather Sally	Corpus Christi, Texas	2,826,437	
1/30/2022	Cheniere Marketing, LLC and Corpus Christi Liquefaction, LLC	Corpus Christi Liquefaction, LLC	2012-97-LNG	Long-Term	Spain	Traiano Knutsen	Corpus Christi, Texas	3,799,527	
2/1/2022	Cheniere Marketing, LLC and Corpus Christi Liquefaction, LLC	Corpus Christi Liquefaction, LLC	2012-97-LNG	Long-Term	France	Hellas Diana	Corpus Christi, Texas	3,714,462	
2/2/2022	Cheniere Marketing, LLC and Corpus Christi Liquefaction, LLC	Corpus Christi Liquefaction, LLC	2012-97-LNG	Long-Term	Turkey	Vivit Americas Lng	Corpus Christi, Texas	3,509,088	
2/3/2022	Cheniere Marketing, LLC and Corpus Christi Liquefaction, LLC	Corpus Christi Liquefaction, LLC	2012-97-LNG	Long-Term	Italy	Maran Gas Alexandria	Corpus Christi, Texas	3,360,810	
2/5/2022	Cheniere Marketing, LLC and Corpus Christi Liquefaction, LLC	Corpus Christi Liquefaction, LLC	2012-97-LNG	Long-Term	Greece	MOL Hestia	Corpus Christi, Texas	3,499,263	
2/6/2022	Cheniere Marketing, LLC and Corpus Christi Liquefaction, LLC	Corpus Christi Liquefaction, LLC	2012-97-LNG	Long-Term	France	Celsius Charlotte	Corpus Christi, Texas	3,740,434	

[S] Spot – a one-time transaction for near-term delivery of a specific quantity of LNG at a specific location. Spot cargos could be included in either long-term or short-term authorized types.

[\*] Split cargo – a single shipment of LNG where portions of the cargo have different transactional characteristics. For instance, a single cargo can have more than one buyer, supplier, price, unloading port, loading port, or DOE authorization.

[C] Commissioning cargo – pre-commercial cargo loaded while export facility operations are still undergoing final testing and inspection. Commissioning cargos may occur multiple times for the same facility as individual LNG trains enter service.

Countries of destination are current as of publication date. Any updates to countries of destination reported will be published in the next scheduled *LNG Monthly*.

**VESSEL-BORNE EXPORTS OF DOMESTICALLY-PRODUCED LIQUEFIED NATURAL GAS (LNG)**

Table 2a(iii)

Date of Departure	Name of Exporter	Supplier	Docket Number	Docket Term	Country of Destination	Name of Tanker	Departure Terminal	Volume (Mcf of Natural Gas)	Notes
2/7/2022	Cheniere Marketing, LLC and Corpus Christi Liquefaction, LLC	Corpus Christi Liquefaction, LLC	2012-97-LNG	Long-Term	Spain	Gaslog Warsaw	Corpus Christi, Texas	3,790,626	
2/9/2022	Cheniere Marketing, LLC and Corpus Christi Liquefaction, LLC	Corpus Christi Liquefaction, LLC	2012-97-LNG	Long-Term	Poland	Castillo De Cالدelas	Corpus Christi, Texas	3,801,003	
2/11/2022	Cheniere Marketing, LLC and Corpus Christi Liquefaction, LLC	Corpus Christi Liquefaction, LLC	2012-97-LNG	Long-Term	Spain	Adamastos	Corpus Christi, Texas	3,703,304	
2/13/2022	Cheniere Marketing, LLC and Corpus Christi Liquefaction, LLC	Corpus Christi Liquefaction, LLC	2012-97-LNG	Long-Term	France	Maran Gas Andros	Corpus Christi, Texas	3,701,099	
2/14/2022	Cheniere Marketing, LLC and Corpus Christi Liquefaction, LLC	Corpus Christi Liquefaction, LLC	2012-97-LNG	Long-Term	Portugal	Cool Discoverer	Corpus Christi, Texas	3,702,896	
2/17/2022	Cheniere Marketing, LLC and Corpus Christi Liquefaction, LLC	Corpus Christi Liquefaction, LLC	2012-97-LNG	Long-Term	France	Hellas Athina	Corpus Christi, Texas	3,713,923	
2/18/2022	Cheniere Marketing, LLC and Corpus Christi Liquefaction, LLC	Corpus Christi Liquefaction, LLC	2012-97-LNG	Long-Term	Belgium	Rias Baixas Knutsen	Corpus Christi, Texas	683,669	[*]
2/18/2022	Cheniere Marketing, LLC and Corpus Christi Liquefaction, LLC	Corpus Christi Liquefaction, LLC	2012-97-LNG	Long-Term	Lithuania	Rias Baixas Knutsen	Corpus Christi, Texas	3,131,150	[*]
2/19/2022	Cheniere Marketing, LLC and Corpus Christi Liquefaction, LLC	Corpus Christi Liquefaction, LLC	2012-97-LNG	Long-Term	United Kingdom	Maran Gas Ithaca	Corpus Christi, Texas	3,712,909	
2/21/2022	Cheniere Marketing, LLC and Corpus Christi Liquefaction, LLC	Corpus Christi Liquefaction, LLC	2012-97-LNG	Long-Term	Croatia	Castillo de Villalba	Corpus Christi, Texas	2,935,392	
2/22/2022	Cheniere Marketing, LLC and Corpus Christi Liquefaction, LLC	Corpus Christi Liquefaction, LLC	2012-97-LNG	Long-Term	Spain	Adriano Knutsen	Corpus Christi, Texas	3,740,341	
2/24/2022	Cheniere Marketing, LLC and Corpus Christi Liquefaction, LLC	Corpus Christi Liquefaction, LLC	2012-99-LNG	Long-Term	Panama	Minerva Limnos	Corpus Christi, Texas	3,069,300	
2/25/2022	Cheniere Marketing, LLC and Corpus Christi Liquefaction, LLC	Corpus Christi Liquefaction, LLC	2012-97-LNG	Long-Term	Belgium	Flex Ranger	Corpus Christi, Texas	3,713,695	
2/27/2022	Cheniere Marketing, LLC and Corpus Christi Liquefaction, LLC	Corpus Christi Liquefaction, LLC	2012-97-LNG	Long-Term	Japan	Enshu Maru	Corpus Christi, Texas	3,534,764	
2/28/2022	Cheniere Marketing, LLC and Corpus Christi Liquefaction, LLC	Corpus Christi Liquefaction, LLC	2012-97-LNG	Long-Term	France	ORION SEA	Corpus Christi, Texas	3,419,191	
3/2/2022	Cheniere Marketing, LLC and Corpus Christi Liquefaction, LLC	Corpus Christi Liquefaction, LLC	2012-97-LNG	Long-Term	France	Traiano Knutsen	Corpus Christi, Texas	3,734,131	
3/4/2022	Cheniere Marketing, LLC and Corpus Christi Liquefaction, LLC	Corpus Christi Liquefaction, LLC	2012-99-LNG	Long-Term	Dominican Republic	Point Fortin	Corpus Christi, Texas	3,211,149	
3/5/2022	Cheniere Marketing, LLC and Corpus Christi Liquefaction, LLC	Corpus Christi Liquefaction, LLC	2012-97-LNG	Long-Term	Greece	SK Audace	Corpus Christi, Texas	869,641	[*]
3/5/2022	Cheniere Marketing, LLC and Corpus Christi Liquefaction, LLC	Corpus Christi Liquefaction, LLC	2012-97-LNG	Long-Term	Turkey	SK Audace	Corpus Christi, Texas	2,922,161	[*]
3/7/2022	Cheniere Marketing, LLC and Corpus Christi Liquefaction, LLC	Corpus Christi Liquefaction, LLC	2012-97-LNG	Long-Term	Netherlands	Hellas Diana	Corpus Christi, Texas	3,713,599	
3/10/2022	Cheniere Marketing, LLC and Corpus Christi Liquefaction, LLC	Corpus Christi Liquefaction, LLC	2012-97-LNG	Long-Term	Spain	Maran Gas Posidonia	Corpus Christi, Texas	3,446,417	
3/13/2022	Cheniere Marketing, LLC and Corpus Christi Liquefaction, LLC	Corpus Christi Liquefaction, LLC	2012-97-LNG	Long-Term	Belgium	Global Sealine	Corpus Christi, Texas	3,551,427	
3/13/2022	Cheniere Marketing, LLC and Corpus Christi Liquefaction, LLC	Corpus Christi Liquefaction, LLC	2012-97-LNG	Long-Term	Spain	Adamastos	Corpus Christi, Texas	3,698,065	
3/15/2022	Cheniere Marketing, LLC and Corpus Christi Liquefaction, LLC	Corpus Christi Liquefaction, LLC	2012-97-LNG	Long-Term	Portugal	Cool Discoverer	Corpus Christi, Texas	3,711,637	
3/17/2022	Cheniere Marketing, LLC and Corpus Christi Liquefaction, LLC	Corpus Christi Liquefaction, LLC	2012-97-LNG	Long-Term	India	Maran Gas Amorgos	Corpus Christi, Texas	3,418,548	

[S] Spot – a one-time transaction for near-term delivery of a specific quantity of LNG at a specific location. Spot cargos could be included in either long-term or short-term authorized types.

[\*] Split cargo – a single shipment of LNG where portions of the cargo have different transactional characteristics. For instance, a single cargo can have more than one buyer, supplier, price, unloading port, loading port, or DOE authorization.

[C] Commissioning cargo – pre-commercial cargo loaded while export facility operations are still undergoing final testing and inspection. Commissioning cargos may occur multiple times for the same facility as individual LNG trains enter service.

Countries of destination are current as of publication date. Any updates to countries of destination reported will be published in the next scheduled LNG Monthly.

## VESSEL-BORNE EXPORTS OF DOMESTICALLY-PRODUCED LIQUEFIED NATURAL GAS (LNG)

Table 2a(iii)

Date of Departure	Name of Exporter	Supplier	Docket Number	Docket Term	Country of Destination	Name of Tanker	Departure Terminal	Volume (Mcf of Natural Gas)	Notes
3/19/2022	Cheniere Marketing, LLC and Corpus Christi Liquefaction, LLC	Corpus Christi Liquefaction, LLC	2012-97-LNG	Long-Term	Spain	Ribera del Duero Knutsen	Corpus Christi, Texas	3,720,437	
3/21/2022	Cheniere Marketing, LLC and Corpus Christi Liquefaction, LLC	Corpus Christi Liquefaction, LLC	2012-97-LNG	Long-Term	Portugal	Gaslog Winchester	Corpus Christi, Texas	1,130,830	[*]
3/21/2022	Cheniere Marketing, LLC and Corpus Christi Liquefaction, LLC	Corpus Christi Liquefaction, LLC	2012-97-LNG	Long-Term	Taiwan	Gaslog Winchester	Corpus Christi, Texas	2,722,288	[*]
3/23/2022	Cheniere Marketing, LLC and Corpus Christi Liquefaction, LLC	Corpus Christi Liquefaction, LLC	2019-124-LNG	Long-Term	United Kingdom	BW Pavilion Vanda	Corpus Christi, Texas	3,445,132	
3/24/2022	Cheniere Marketing, LLC and Corpus Christi Liquefaction, LLC	Corpus Christi Liquefaction, LLC	2019-124-LNG	Long-Term	Spain	Gaslog Warsaw	Corpus Christi, Texas	3,508,843	
3/26/2022	Cheniere Marketing, LLC and Corpus Christi Liquefaction, LLC	Corpus Christi Liquefaction, LLC	2012-99-LNG	Long-Term	Chile	Point Fortin	Corpus Christi, Texas	3,213,779	
3/28/2022	Cheniere Marketing, LLC and Corpus Christi Liquefaction, LLC	Corpus Christi Liquefaction, LLC	2019-124-LNG	Long-Term	Taiwan	Cobia LNG	Corpus Christi, Texas	3,514,023	
3/30/2022	Cheniere Marketing, LLC and Corpus Christi Liquefaction, LLC	Corpus Christi Liquefaction, LLC	2019-124-LNG	Long-Term	Spain	Adriano Knutsen	Corpus Christi, Texas	3,733,476	
3/31/2022	Cheniere Marketing, LLC and Corpus Christi Liquefaction, LLC	Corpus Christi Liquefaction, LLC	2019-124-LNG	Long-Term	France	Merchant	Corpus Christi, Texas	2,881,127	
4/1/2022	Cheniere Marketing, LLC and Corpus Christi Liquefaction, LLC	Corpus Christi Liquefaction, LLC	2012-97-LNG	Long-Term	Italy	Castillo De Merida	Corpus Christi, Texas	3,510,308	
4/4/2022	Cheniere Marketing, LLC and Corpus Christi Liquefaction, LLC	Corpus Christi Liquefaction, LLC	2012-97-LNG	Long-Term	France	Sohshu Maru	Corpus Christi, Texas	3,778,811	
4/5/2022	Cheniere Marketing, LLC and Corpus Christi Liquefaction, LLC	Corpus Christi Liquefaction, LLC	2012-97-LNG	Long-Term	France	Hellas Diana	Corpus Christi, Texas	3,718,766	
4/7/2022	Cheniere Marketing, LLC and Corpus Christi Liquefaction, LLC	Corpus Christi Liquefaction, LLC	2012-97-LNG	Long-Term	Lithuania	BW Pavilion Aranthera	Corpus Christi, Texas	3,510,904	
4/9/2022	Cheniere Marketing, LLC and Corpus Christi Liquefaction, LLC	Corpus Christi Liquefaction, LLC	2012-97-LNG	Long-Term	France	LNG Fukurokuju	Corpus Christi, Texas	3,215,430	
4/11/2022	Cheniere Marketing, LLC and Corpus Christi Liquefaction, LLC	Corpus Christi Liquefaction, LLC	2012-97-LNG	Long-Term	Turkey	Maria Energy	Corpus Christi, Texas	3,689,838	
4/13/2022	Cheniere Marketing, LLC and Corpus Christi Liquefaction, LLC	Corpus Christi Liquefaction, LLC	2012-97-LNG	Long-Term	Croatia	BW Pavilion Leeara	Corpus Christi, Texas	3,466,924	
4/15/2022	Cheniere Marketing, LLC and Corpus Christi Liquefaction, LLC	Corpus Christi Liquefaction, LLC	2012-97-LNG	Long-Term	Netherlands	Adamastos	Corpus Christi, Texas	3,701,814	
4/16/2022	Cheniere Marketing, LLC and Corpus Christi Liquefaction, LLC	Corpus Christi Liquefaction, LLC	2012-97-LNG	Long-Term	Portugal	Cool Discoverer	Corpus Christi, Texas	2,982,889	
4/18/2022	Cheniere Marketing, LLC and Corpus Christi Liquefaction, LLC	Corpus Christi Liquefaction, LLC	2012-97-LNG	Long-Term	Taiwan	Global Sealine	Corpus Christi, Texas	3,411,047	
4/19/2022	Cheniere Marketing, LLC and Corpus Christi Liquefaction, LLC	Corpus Christi Liquefaction, LLC	2012-97-LNG	Long-Term	Spain	Iberica Knutsen	Corpus Christi, Texas	2,947,582	
4/20/2022	Cheniere Marketing, LLC and Corpus Christi Liquefaction, LLC	Corpus Christi Liquefaction, LLC	2012-97-LNG	Long-Term	Taiwan	Methane Jane Elizabeth	Corpus Christi, Texas	2,731,326	
4/22/2022	Cheniere Marketing, LLC and Corpus Christi Liquefaction, LLC	Corpus Christi Liquefaction, LLC	2012-97-LNG	Long-Term	Portugal	Gaslog Warsaw	Corpus Christi, Texas	3,648,912	
4/24/2022	Cheniere Marketing, LLC and Corpus Christi Liquefaction, LLC	Corpus Christi Liquefaction, LLC	2012-97-LNG	Long-Term	Spain	Marvel Hawk	Corpus Christi, Texas	3,720,473	
4/25/2022	Cheniere Marketing, LLC and Corpus Christi Liquefaction, LLC	Corpus Christi Liquefaction, LLC	2012-97-LNG	Long-Term	China	Gaslog Seattle	Corpus Christi, Texas	3,159,895	
4/27/2022	Cheniere Marketing, LLC and Corpus Christi Liquefaction, LLC	Corpus Christi Liquefaction, LLC	2012-97-LNG	Long-Term	Netherlands	Maran Gas Vergina	Corpus Christi, Texas	3,249,420	

[S] Spot – a one-time transaction for near-term delivery of a specific quantity of LNG at a specific location. Spot cargos could be included in either long-term or short-term authorized types.

[\*] Split cargo – a single shipment of LNG where portions of the cargo have different transactional characteristics. For instance, a single cargo can have more than one buyer, supplier, price, unloading port, loading port, or DOE authorization.

[C] Commissioning cargo – pre-commercial cargo loaded while export facility operations are still undergoing final testing and inspection. Commissioning cargos may occur multiple times for the same facility as individual LNG trains enter service.

Countries of destination are current as of publication date. Any updates to countries of destination reported will be published in the next scheduled *LNG Monthly*.

## VESSEL-BORNE EXPORTS OF DOMESTICALLY-PRODUCED LIQUEFIED NATURAL GAS (LNG)

Table 2a(iii)

Date of Departure	Name of Exporter	Supplier	Docket Number	Docket Term	Country of Destination	Name of Tanker	Departure Terminal	Volume (Mcf of Natural Gas)	Notes
4/29/2022	Cheniere Marketing, LLC and Corpus Christi Liquefaction, LLC	Corpus Christi Liquefaction, LLC	2012-97-LNG	Long-Term	Spain	Adriano Knutsen	Corpus Christi, Texas	3,824,837	
5/1/2022	Cheniere Marketing, LLC and Corpus Christi Liquefaction, LLC	Corpus Christi Liquefaction, LLC	2012-97-LNG	Long-Term	Taiwan	Stena Blue Sky	Corpus Christi, Texas	2,917,758	
5/2/2022	Cheniere Marketing, LLC and Corpus Christi Liquefaction, LLC	Corpus Christi Liquefaction, LLC	2012-97-LNG	Long-Term	Greece	La Mancha Knutsen	Corpus Christi, Texas	3,032,888	
5/4/2022	Cheniere Marketing, LLC and Corpus Christi Liquefaction, LLC	Corpus Christi Liquefaction, LLC	2012-97-LNG	Long-Term	United Kingdom	Stena Crystal Sky	Corpus Christi, Texas	3,716,941	
5/5/2022	Cheniere Marketing, LLC and Corpus Christi Liquefaction, LLC	Corpus Christi Liquefaction, LLC	2012-97-LNG	Long-Term	Argentina	Hellas Athina	Corpus Christi, Texas	2,225,193	[*]
5/5/2022	Cheniere Marketing, LLC and Corpus Christi Liquefaction, LLC	Corpus Christi Liquefaction, LLC	2012-97-LNG	Long-Term	Brazil	Hellas Athina	Corpus Christi, Texas	1,495,685	[*]
5/7/2022	Cheniere Marketing, LLC and Corpus Christi Liquefaction, LLC	Corpus Christi Liquefaction, LLC	2012-97-LNG	Long-Term	Taiwan	Flex Vigilant	Corpus Christi, Texas	3,555,835	
5/9/2022	Cheniere Marketing, LLC and Corpus Christi Liquefaction, LLC	Corpus Christi Liquefaction, LLC	2012-99-LNG	Long-Term	Dominican Republic	LNG Fukurokuju	Corpus Christi, Texas	3,275,792	
5/10/2022	Cheniere Marketing, LLC and Corpus Christi Liquefaction, LLC	Corpus Christi Liquefaction, LLC	2012-99-LNG	Long-Term	Chile	Point Fortin	Corpus Christi, Texas	3,219,594	
5/12/2022	Cheniere Marketing, LLC and Corpus Christi Liquefaction, LLC	Corpus Christi Liquefaction, LLC	2012-97-LNG	Long-Term	Spain	Traiano Knutsen	Corpus Christi, Texas	3,743,269	
5/14/2022	Cheniere Marketing, LLC and Corpus Christi Liquefaction, LLC	Corpus Christi Liquefaction, LLC	2012-97-LNG	Long-Term	Taiwan	Fuji LNG	Corpus Christi, Texas	3,088,102	
5/16/2022	Cheniere Marketing, LLC and Corpus Christi Liquefaction, LLC	Corpus Christi Liquefaction, LLC	2012-97-LNG	Long-Term	Poland	Gaslog Westminster	Corpus Christi, Texas	3,703,922	
5/18/2022	Cheniere Marketing, LLC and Corpus Christi Liquefaction, LLC	Corpus Christi Liquefaction, LLC	2012-97-LNG	Long-Term	Portugal	Cool Discoverer	Corpus Christi, Texas	1,925,034	[*]
5/18/2022	Cheniere Marketing, LLC and Corpus Christi Liquefaction, LLC	Corpus Christi Liquefaction, LLC	2012-97-LNG	Long-Term	Spain	Cool Discoverer	Corpus Christi, Texas	1,790,612	[*]
5/20/2022	Cheniere Marketing, LLC and Corpus Christi Liquefaction, LLC	Corpus Christi Liquefaction, LLC	2012-97-LNG	Long-Term	France	Yiannis	Corpus Christi, Texas	3,725,409	
5/22/2022	Cheniere Marketing, LLC and Corpus Christi Liquefaction, LLC	Corpus Christi Liquefaction, LLC	2012-97-LNG	Long-Term	Argentina	Castillo De Caldelas	Corpus Christi, Texas	3,515,401	
5/23/2022	Cheniere Marketing, LLC and Corpus Christi Liquefaction, LLC	Corpus Christi Liquefaction, LLC	2012-97-LNG	Long-Term	United Kingdom	Gaslog Warsaw	Corpus Christi, Texas	3,507,005	
5/25/2022	Cheniere Marketing, LLC and Corpus Christi Liquefaction, LLC	Corpus Christi Liquefaction, LLC	2012-97-LNG	Long-Term	Italy	BW Pavilion Leeara	Corpus Christi, Texas	3,458,597	
5/27/2022	Cheniere Marketing, LLC and Corpus Christi Liquefaction, LLC	Corpus Christi Liquefaction, LLC	2012-97-LNG	Long-Term	Kuwait	Global Sea Spirit	Corpus Christi, Texas	3,694,881	
5/29/2022	Cheniere Marketing, LLC and Corpus Christi Liquefaction, LLC	Corpus Christi Liquefaction, LLC	2012-97-LNG	Long-Term	Lithuania	Maran Gas Vergina	Corpus Christi, Texas	654,225	[*]
5/29/2022	Cheniere Marketing, LLC and Corpus Christi Liquefaction, LLC	Corpus Christi Liquefaction, LLC	2012-97-LNG	Long-Term	Netherlands	Maran Gas Vergina	Corpus Christi, Texas	894,107	[*]
5/29/2022	Cheniere Marketing, LLC and Corpus Christi Liquefaction, LLC	Corpus Christi Liquefaction, LLC	2012-97-LNG	Long-Term	Portugal	Maran Gas Vergina	Corpus Christi, Texas	1,962,603	[*]
5/30/2022	Cheniere Marketing, LLC and Corpus Christi Liquefaction, LLC	Corpus Christi Liquefaction, LLC	2012-99-LNG	Long-Term	Dominican Republic	ORION SEA	Corpus Christi, Texas	1,687,856	[*]
5/30/2022	Cheniere Marketing, LLC and Corpus Christi Liquefaction, LLC	Corpus Christi Liquefaction, LLC	2012-99-LNG	Long-Term	Panama	ORION SEA	Corpus Christi, Texas	1,192,019	[*]
6/1/2022	Cheniere Marketing, LLC and Corpus Christi Liquefaction, LLC	Corpus Christi Liquefaction, LLC	2012-97-LNG	Long-Term	Portugal	Adriano Knutsen	Corpus Christi, Texas	3,741,043	

[S] Spot – a one-time transaction for near-term delivery of a specific quantity of LNG at a specific location. Spot cargos could be included in either long-term or short-term authorized types.

[\*] Split cargo – a single shipment of LNG where portions of the cargo have different transactional characteristics. For instance, a single cargo can have more than one buyer, supplier, price, unloading port, loading port, or DOE authorization.

[C] Commissioning cargo – pre-commercial cargo loaded while export facility operations are still undergoing final testing and inspection. Commissioning cargos may occur multiple times for the same facility as individual LNG trains enter service.

Countries of destination are current as of publication date. Any updates to countries of destination reported will be published in the next scheduled *LNG Monthly*.



**VESSEL-BORNE EXPORTS OF DOMESTICALLY-PRODUCED LIQUEFIED NATURAL GAS (LNG)**

Table 2a(iii)

Date of Departure	Name of Exporter	Supplier	Docket Number	Docket Term	Country of Destination	Name of Tanker	Departure Terminal	Volume (Mcf of Natural Gas)	Notes
6/2/2022	Cheniere Marketing, LLC and Corpus Christi Liquefaction, LLC	Corpus Christi Liquefaction, LLC	2012-97-LNG	Long-Term	France	LNG Fukurokuju	Corpus Christi, Texas	3,208,069	
6/4/2022	Cheniere Marketing, LLC and Corpus Christi Liquefaction, LLC	Corpus Christi Liquefaction, LLC	2012-97-LNG	Long-Term	Spain	Castillo de Villalba	Corpus Christi, Texas	2,945,194	
6/6/2022	Cheniere Marketing, LLC and Corpus Christi Liquefaction, LLC	Corpus Christi Liquefaction, LLC	2012-97-LNG	Long-Term	India	Maria Energy	Corpus Christi, Texas	3,629,877	
6/7/2022	Cheniere Marketing, LLC and Corpus Christi Liquefaction, LLC	Corpus Christi Liquefaction, LLC	2012-99-LNG	Long-Term	South Korea	Tenergy	Corpus Christi, Texas	3,681,559	
6/9/2022	Cheniere Marketing, LLC and Corpus Christi Liquefaction, LLC	Corpus Christi Liquefaction, LLC	2012-97-LNG	Long-Term	Japan	Gaslog Wellington	Corpus Christi, Texas	3,826,223	
6/11/2022	Cheniere Marketing, LLC and Corpus Christi Liquefaction, LLC	Corpus Christi Liquefaction, LLC	2012-97-LNG	Long-Term	Spain	Traiano Knutsen	Corpus Christi, Texas	3,735,440	
6/13/2022	Cheniere Marketing, LLC and Corpus Christi Liquefaction, LLC	Corpus Christi Liquefaction, LLC	2012-99-LNG	Long-Term	Dominican Republic	Point Fortin	Corpus Christi, Texas	2,589,377	[*]
6/13/2022	Cheniere Marketing, LLC and Corpus Christi Liquefaction, LLC	Corpus Christi Liquefaction, LLC	2012-99-LNG	Long-Term	Panama	Point Fortin	Corpus Christi, Texas	623,438	[*]
6/14/2022	Cheniere Marketing, LLC and Corpus Christi Liquefaction, LLC	Corpus Christi Liquefaction, LLC	2012-97-LNG	Long-Term	Spain	Gaslog Winchester	Corpus Christi, Texas	3,842,497	
6/16/2022	Cheniere Marketing, LLC and Corpus Christi Liquefaction, LLC	Corpus Christi Liquefaction, LLC	2012-97-LNG	Long-Term	Greece	Diamond Gas Metropolis	Corpus Christi, Texas	265,888	[*]
6/16/2022	Cheniere Marketing, LLC and Corpus Christi Liquefaction, LLC	Corpus Christi Liquefaction, LLC	2012-97-LNG	Long-Term	Lithuania	Diamond Gas Metropolis	Corpus Christi, Texas	3,400,721	[*]
6/18/2022	Cheniere Marketing, LLC and Corpus Christi Liquefaction, LLC	Corpus Christi Liquefaction, LLC	2012-97-LNG	Long-Term	Portugal	Cool Discoverer	Corpus Christi, Texas	1,840,872	[*]
6/18/2022	Cheniere Marketing, LLC and Corpus Christi Liquefaction, LLC	Corpus Christi Liquefaction, LLC	2012-97-LNG	Long-Term	Spain	Cool Discoverer	Corpus Christi, Texas	1,866,731	[*]
6/20/2022	Cheniere Marketing, LLC and Corpus Christi Liquefaction, LLC	Corpus Christi Liquefaction, LLC	2012-97-LNG	Long-Term	France	Shinshu Maru	Corpus Christi, Texas	3,697,352	
6/21/2022	Cheniere Marketing, LLC and Corpus Christi Liquefaction, LLC	Corpus Christi Liquefaction, LLC	2012-97-LNG	Long-Term	Kuwait	Celsius Charlotte	Corpus Christi, Texas	3,840,894	
6/23/2022	Cheniere Marketing, LLC and Corpus Christi Liquefaction, LLC	Corpus Christi Liquefaction, LLC	2012-97-LNG	Long-Term	France	Catalunya Spirit	Corpus Christi, Texas	2,938,891	
6/25/2022	Cheniere Marketing, LLC and Corpus Christi Liquefaction, LLC	Corpus Christi Liquefaction, LLC	2012-97-LNG	Long-Term	Spain	Gaslog Warsaw	Corpus Christi, Texas	3,733,515	
6/27/2022	Cheniere Marketing, LLC and Corpus Christi Liquefaction, LLC	Corpus Christi Liquefaction, LLC	2012-97-LNG	Long-Term	Netherlands	Flex Endeavor	Corpus Christi, Texas	3,620,532	
6/29/2022	Cheniere Marketing, LLC and Corpus Christi Liquefaction, LLC	Corpus Christi Liquefaction, LLC	2012-97-LNG	Long-Term	France	BW Pavilion Leeara	Corpus Christi, Texas	3,443,908	
6/30/2022	Cheniere Marketing, LLC and Corpus Christi Liquefaction, LLC	Corpus Christi Liquefaction, LLC	2012-99-LNG	Long-Term	Dominican Republic	ORION SEA	Corpus Christi, Texas	3,248,530	
7/2/2022	Cheniere Marketing, LLC and Corpus Christi Liquefaction, LLC	Corpus Christi Liquefaction, LLC	2012-97-LNG	Long-Term	Poland	Celsius Canberra	Corpus Christi, Texas	3,715,041	
7/3/2022	Cheniere Marketing, LLC and Corpus Christi Liquefaction, LLC	Corpus Christi Liquefaction, LLC	2012-97-LNG	Long-Term	Spain	Castillo De Caldelas	Corpus Christi, Texas	3,345,133	
7/5/2022	Cheniere Marketing, LLC and Corpus Christi Liquefaction, LLC	Corpus Christi Liquefaction, LLC	2012-97-LNG	Long-Term	Japan	Adriano Knutsen	Corpus Christi, Texas	3,786,733	
7/7/2022	Cheniere Marketing, LLC and Corpus Christi Liquefaction, LLC	Corpus Christi Liquefaction, LLC	2012-97-LNG	Long-Term	France	LNG Abuja II	Corpus Christi, Texas	3,544,317	
7/8/2022	Cheniere Marketing, LLC and Corpus Christi Liquefaction, LLC	Corpus Christi Liquefaction, LLC	2012-99-LNG	Long-Term	Dominican Republic	SK Resolute	Corpus Christi, Texas	3,198,698	

[S] Spot – a one-time transaction for near-term delivery of a specific quantity of LNG at a specific location. Spot cargos could be included in either long-term or short-term authorized types.

[\*] Split cargo – a single shipment of LNG where portions of the cargo have different transactional characteristics. For instance, a single cargo can have more than one buyer, supplier, price, unloading port, loading port, or DOE authorization.

[C] Commissioning cargo – pre-commercial cargo loaded while export facility operations are still undergoing final testing and inspection. Commissioning cargos may occur multiple times for the same facility as individual LNG trains enter service.

Countries of destination are current as of publication date. Any updates to countries of destination reported will be published in the next scheduled LNG Monthly.

**VESSEL-BORNE EXPORTS OF DOMESTICALLY-PRODUCED LIQUEFIED NATURAL GAS (LNG)**

Table 2a(iii)

Date of Departure	Name of Exporter	Supplier	Docket Number	Docket Term	Country of Destination	Name of Tanker	Departure Terminal	Volume (Mcf of Natural Gas)	Notes
7/10/2022	Cheniere Marketing, LLC and Corpus Christi Liquefaction, LLC	Corpus Christi Liquefaction, LLC	2012-97-LNG	Long-Term	Italy	Maran Gas Amorgos	Corpus Christi, Texas	3,414,620	[*]
7/10/2022	Cheniere Marketing, LLC and Corpus Christi Liquefaction, LLC	Corpus Christi Liquefaction, LLC	2012-97-LNG	Long-Term	Spain	Maran Gas Amorgos	Corpus Christi, Texas	296,930	[*]
7/12/2022	Cheniere Marketing, LLC and Corpus Christi Liquefaction, LLC	Corpus Christi Liquefaction, LLC	2012-97-LNG	Long-Term	Spain	Maran Gas Posidonia	Corpus Christi, Texas	3,206,617	
7/13/2022	Cheniere Marketing, LLC and Corpus Christi Liquefaction, LLC	Corpus Christi Liquefaction, LLC	2012-97-LNG	Long-Term	Croatia	Traiano Knutsen	Corpus Christi, Texas	3,497,388	
7/15/2022	Cheniere Marketing, LLC and Corpus Christi Liquefaction, LLC	Corpus Christi Liquefaction, LLC	2012-97-LNG	Long-Term	Brazil	Seapeak Vancouver	Corpus Christi, Texas	3,654,665	
7/17/2022	Cheniere Marketing, LLC and Corpus Christi Liquefaction, LLC	Corpus Christi Liquefaction, LLC	2012-97-LNG	Long-Term	Portugal	Rioja Knutsen	Corpus Christi, Texas	3,132,376	
7/18/2022	Cheniere Marketing, LLC and Corpus Christi Liquefaction, LLC	Corpus Christi Liquefaction, LLC	2012-97-LNG	Long-Term	Portugal	Cool Discoverer	Corpus Christi, Texas	3,280,012	
7/20/2022	Cheniere Marketing, LLC and Corpus Christi Liquefaction, LLC	Corpus Christi Liquefaction, LLC	2012-97-LNG	Long-Term	Netherlands	Gaslog Winchester	Corpus Christi, Texas	3,705,034	
7/22/2022	Cheniere Marketing, LLC and Corpus Christi Liquefaction, LLC	Corpus Christi Liquefaction, LLC	2012-97-LNG	Long-Term	France	Nohshu Maru	Corpus Christi, Texas	3,757,029	
7/23/2022	Cheniere Marketing, LLC and Corpus Christi Liquefaction, LLC	Corpus Christi Liquefaction, LLC	2012-99-LNG	Long-Term	Chile	LNG Enterprise	Corpus Christi, Texas	3,203,440	
7/25/2022	Cheniere Marketing, LLC and Corpus Christi Liquefaction, LLC	Corpus Christi Liquefaction, LLC	2012-99-LNG	Long-Term	Chile	Cobia LNG	Corpus Christi, Texas	3,713,656	
7/27/2022	Cheniere Marketing, LLC and Corpus Christi Liquefaction, LLC	Corpus Christi Liquefaction, LLC	2012-99-LNG	Long-Term	South Korea	Flex Constellation	Corpus Christi, Texas	3,693,909	
7/29/2022	Cheniere Marketing, LLC and Corpus Christi Liquefaction, LLC	Corpus Christi Liquefaction, LLC	2012-97-LNG	Long-Term	France	Rias Baixas Knutsen	Corpus Christi, Texas	3,439,010	
7/30/2022	Cheniere Marketing, LLC and Corpus Christi Liquefaction, LLC	Corpus Christi Liquefaction, LLC	2012-97-LNG	Long-Term	Spain	Gaslog Warsaw	Corpus Christi, Texas	3,496,670	
8/1/2022	Cheniere Marketing, LLC and Corpus Christi Liquefaction, LLC	Corpus Christi Liquefaction, LLC	2012-97-LNG	Long-Term	Italy	LNG Rosenrot	Corpus Christi, Texas	2,559,388	[*]
8/1/2022	Cheniere Marketing, LLC and Corpus Christi Liquefaction, LLC	Corpus Christi Liquefaction, LLC	2012-97-LNG	Long-Term	Netherlands	LNG Rosenrot	Corpus Christi, Texas	934,336	[*]
8/2/2022	Cheniere Marketing, LLC and Corpus Christi Liquefaction, LLC	Corpus Christi Liquefaction, LLC	2012-97-LNG	Long-Term	France	Castillo De Caldelas	Corpus Christi, Texas	3,351,659	
8/5/2022	Cheniere Marketing, LLC and Corpus Christi Liquefaction, LLC	Corpus Christi Liquefaction, LLC	2012-97-LNG	Long-Term	Taiwan	Gaslog Galveston	Corpus Christi, Texas	3,440,072	
8/6/2022	Cheniere Marketing, LLC and Corpus Christi Liquefaction, LLC	Corpus Christi Liquefaction, LLC	2012-97-LNG	Long-Term	Brazil	Hellas Athina	Corpus Christi, Texas	3,410,567	
8/7/2022	Cheniere Marketing, LLC and Corpus Christi Liquefaction, LLC	Corpus Christi Liquefaction, LLC	2012-97-LNG	Long-Term	France	ORION SEA	Corpus Christi, Texas	3,380,137	
8/9/2022	Cheniere Marketing, LLC and Corpus Christi Liquefaction, LLC	Corpus Christi Liquefaction, LLC	2012-97-LNG	Long-Term	France	LNG Fukurokuju	Corpus Christi, Texas	3,203,331	
8/11/2022	Cheniere Marketing, LLC and Corpus Christi Liquefaction, LLC	Corpus Christi Liquefaction, LLC	2012-97-LNG	Long-Term	France	LNG Sakura	Corpus Christi, Texas	3,736,869	
8/13/2022	Cheniere Marketing, LLC and Corpus Christi Liquefaction, LLC	Corpus Christi Liquefaction, LLC	2012-97-LNG	Long-Term	France	LNG Abuja II	Corpus Christi, Texas	3,729,963	
8/14/2022	Cheniere Marketing, LLC and Corpus Christi Liquefaction, LLC	Corpus Christi Liquefaction, LLC	2012-97-LNG	Long-Term	Spain	Castillo de Villalba	Corpus Christi, Texas	2,942,450	
8/16/2022	Cheniere Marketing, LLC and Corpus Christi Liquefaction, LLC	Corpus Christi Liquefaction, LLC	2012-97-LNG	Long-Term	Lithuania	Diamond Gas Metropolis	Corpus Christi, Texas	3,629,615	

[S] Spot – a one-time transaction for near-term delivery of a specific quantity of LNG at a specific location. Spot cargos could be included in either long-term or short-term authorized types.

[\*] Split cargo – a single shipment of LNG where portions of the cargo have different transactional characteristics. For instance, a single cargo can have more than one buyer, supplier, price, unloading port, loading port, or DOE authorization.

[C] Commissioning cargo – pre-commercial cargo loaded while export facility operations are still undergoing final testing and inspection. Commissioning cargos may occur multiple times for the same facility as individual LNG trains enter service.

Countries of destination are current as of publication date. Any updates to countries of destination reported will be published in the next scheduled LNG Monthly.

**VESSEL-BORNE EXPORTS OF DOMESTICALLY-PRODUCED LIQUEFIED NATURAL GAS (LNG)**

Table 2a(iii)

Date of Departure	Name of Exporter	Supplier	Docket Number	Docket Term	Country of Destination	Name of Tanker	Departure Terminal	Volume (Mcf of Natural Gas)	Notes
8/18/2022	Cheniere Marketing, LLC and Corpus Christi Liquefaction, LLC	Corpus Christi Liquefaction, LLC	2012-97-LNG	Long-Term	Netherlands	Cool Discoverer	Corpus Christi, Texas	3,708,531	
8/20/2022	Cheniere Marketing, LLC and Corpus Christi Liquefaction, LLC	Corpus Christi Liquefaction, LLC	2012-97-LNG	Long-Term	Spain	Traiano Knutsen	Corpus Christi, Texas	3,728,540	
8/21/2022	Cheniere Marketing, LLC and Corpus Christi Liquefaction, LLC	Corpus Christi Liquefaction, LLC	2012-97-LNG	Long-Term	United Kingdom	Dorado LNG	Corpus Christi, Texas	3,687,958	
8/22/2022	Cheniere Marketing, LLC and Corpus Christi Liquefaction, LLC	Corpus Christi Liquefaction, LLC	2012-97-LNG	Long-Term	Greece	LNG Endeavour	Corpus Christi, Texas	3,200,462	
8/24/2022	Cheniere Marketing, LLC and Corpus Christi Liquefaction, LLC	Corpus Christi Liquefaction, LLC	2012-97-LNG	Long-Term	France	Shinshu Maru	Corpus Christi, Texas	3,686,337	
8/26/2022	Cheniere Marketing, LLC and Corpus Christi Liquefaction, LLC	Corpus Christi Liquefaction, LLC	2012-97-LNG	Long-Term	France	Nohshu Maru	Corpus Christi, Texas	3,777,990	
8/28/2022	Cheniere Marketing, LLC and Corpus Christi Liquefaction, LLC	Corpus Christi Liquefaction, LLC	2012-97-LNG	Long-Term	Netherlands	British Listener	Corpus Christi, Texas	3,701,414	
8/29/2022	Cheniere Marketing, LLC and Corpus Christi Liquefaction, LLC	Corpus Christi Liquefaction, LLC	2012-97-LNG	Long-Term	Netherlands	Gaslog Wellington	Corpus Christi, Texas	3,598,578	
9/1/2022	Cheniere Marketing, LLC and Corpus Christi Liquefaction, LLC	Corpus Christi Liquefaction, LLC	2012-97-LNG	Long-Term	Italy	Gaslog Warsaw	Corpus Christi, Texas	3,497,402	
9/2/2022	Cheniere Marketing, LLC and Corpus Christi Liquefaction, LLC	Corpus Christi Liquefaction, LLC	2012-97-LNG	Long-Term	Poland	Flex Vigilant	Corpus Christi, Texas	3,166,127	
9/4/2022	Cheniere Marketing, LLC and Corpus Christi Liquefaction, LLC	Corpus Christi Liquefaction, LLC	2012-99-LNG	Long-Term	Dominican Republic	LNG Enterprise	Corpus Christi, Texas	3,196,318	
9/6/2022	Cheniere Marketing, LLC and Corpus Christi Liquefaction, LLC	Corpus Christi Liquefaction, LLC	2012-97-LNG	Long-Term	Spain	Cadiz Knutsen	Corpus Christi, Texas	2,941,247	
9/7/2022	Cheniere Marketing, LLC and Corpus Christi Liquefaction, LLC	Corpus Christi Liquefaction, LLC	2012-97-LNG	Long-Term	Croatia	ORION SEA	Corpus Christi, Texas	3,103,917	[*]
9/7/2022	Cheniere Marketing, LLC and Corpus Christi Liquefaction, LLC	Corpus Christi Liquefaction, LLC	2012-97-LNG	Long-Term	Jamaica	ORION SEA	Corpus Christi, Texas	130,026	[*]
9/10/2022	Cheniere Marketing, LLC and Corpus Christi Liquefaction, LLC	Corpus Christi Liquefaction, LLC	2012-97-LNG	Long-Term	Spain	Maran Gas Posidonia	Corpus Christi, Texas	3,434,377	
9/11/2022	Cheniere Marketing, LLC and Corpus Christi Liquefaction, LLC	Corpus Christi Liquefaction, LLC	2012-97-LNG	Long-Term	Croatia	BW Pavilion Leeara	Corpus Christi, Texas	3,045,807	[*]
9/11/2022	Cheniere Marketing, LLC and Corpus Christi Liquefaction, LLC	Corpus Christi Liquefaction, LLC	2012-97-LNG	Long-Term	United Kingdom	BW Pavilion Leeara	Corpus Christi, Texas	285,774	[*]
9/13/2022	Cheniere Marketing, LLC and Corpus Christi Liquefaction, LLC	Corpus Christi Liquefaction, LLC	2012-97-LNG	Long-Term	France	Tenergy	Corpus Christi, Texas	3,696,288	
9/16/2022	Cheniere Marketing, LLC and Corpus Christi Liquefaction, LLC	Corpus Christi Liquefaction, LLC	2012-97-LNG	Long-Term	France	Clean Copano	Corpus Christi, Texas	3,676,881	[*]
9/16/2022	Cheniere Marketing, LLC and Corpus Christi Liquefaction, LLC	Corpus Christi Liquefaction, LLC	2012-97-LNG	Long-Term	Turkey	Clean Copano	Corpus Christi, Texas	591,821	[*]
9/17/2022	Cheniere Marketing, LLC and Corpus Christi Liquefaction, LLC	Corpus Christi Liquefaction, LLC	2012-97-LNG	Long-Term	China	Asklipios	Corpus Christi, Texas	3,586,580	
9/19/2022	Cheniere Marketing, LLC and Corpus Christi Liquefaction, LLC	Corpus Christi Liquefaction, LLC	2012-97-LNG	Long-Term	Spain	Castillo De Caldelas	Corpus Christi, Texas	3,715,949	
9/20/2022	Cheniere Marketing, LLC and Corpus Christi Liquefaction, LLC	Corpus Christi Liquefaction, LLC	2012-97-LNG	Long-Term	Turkey	Celsius Canberra	Corpus Christi, Texas	3,843,880	
9/22/2022	Cheniere Marketing, LLC and Corpus Christi Liquefaction, LLC	Corpus Christi Liquefaction, LLC	2012-99-LNG	Long-Term	Chile	Seapeak Meridian	Corpus Christi, Texas	3,364,537	
9/24/2022	Cheniere Marketing, LLC and Corpus Christi Liquefaction, LLC	Corpus Christi Liquefaction, LLC	2012-97-LNG	Long-Term	France	Celsius Carolina	Corpus Christi, Texas	3,685,814	

[S] Spot – a one-time transaction for near-term delivery of a specific quantity of LNG at a specific location. Spot cargos could be included in either long-term or short-term authorized types.

[\*] Split cargo – a single shipment of LNG where portions of the cargo have different transactional characteristics. For instance, a single cargo can have more than one buyer, supplier, price, unloading port, loading port, or DOE authorization.

[C] Commissioning cargo – pre-commercial cargo loaded while export facility operations are still undergoing final testing and inspection. Commissioning cargos may occur multiple times for the same facility as individual LNG trains enter service.

Countries of destination are current as of publication date. Any updates to countries of destination reported will be published in the next scheduled LNG Monthly.

**VESSEL-BORNE EXPORTS OF DOMESTICALLY-PRODUCED LIQUEFIED NATURAL GAS (LNG)**

Table 2a(iii)

Date of Departure	Name of Exporter	Supplier	Docket Number	Docket Term	Country of Destination	Name of Tanker	Departure Terminal	Volume (Mcf of Natural Gas)	Notes
9/27/2022	Cheniere Marketing, LLC and Corpus Christi Liquefaction, LLC	Corpus Christi Liquefaction, LLC	2012-97-LNG	Long-Term	United Kingdom	Maran Gas Ithaca	Corpus Christi, Texas	3,483,674	
9/28/2022	Cheniere Marketing, LLC and Corpus Christi Liquefaction, LLC	Corpus Christi Liquefaction, LLC	2012-97-LNG	Long-Term	France	Gaslog Wellington	Corpus Christi, Texas	3,686,552	
9/29/2022	Cheniere Marketing, LLC and Corpus Christi Liquefaction, LLC	Corpus Christi Liquefaction, LLC	2012-97-LNG	Long-Term	France	Nohshu Maru	Corpus Christi, Texas	3,677,761	
<b>TOTAL Exports of LNG from Corpus Christi</b>								<b>565,350,962</b>	

[S] **Spot** – a one-time transaction for near-term delivery of a specific quantity of LNG at a specific location. Spot cargos could be included in either long-term or short-term authorized types.

[\*] **Split cargo** – a single shipment of LNG where portions of the cargo have different transactional characteristics. For instance, a single cargo can have more than one buyer, supplier, price, unloading port, loading port, or DOE authorization.

[C] **Commissioning cargo** – pre-commercial cargo loaded while export facility operations are still undergoing final testing and inspection. Commissioning cargos may occur multiple times for the same facility as individual LNG trains enter service.

Countries of destination are current as of publication date. Any updates to countries of destination reported will be published in the next scheduled *LNG Monthly*.

## VESSEL-BORNE EXPORTS OF DOMESTICALLY-PRODUCED LIQUEFIED NATURAL GAS (LNG)

Table 2a(iv)

Date of Departure	Name of Exporter	Supplier	Docket Number	Docket Term	Country of Destination	Name of Tanker	Departure Terminal	Volume (Mcf of Natural Gas)	Notes
1/3/2022	Cameron LNG, LLC	Various	2011-162-LNG	Long-Term	Japan	Diamond Gas Sakura	Cameron, Louisiana	3,498,646	
1/4/2022	Cameron LNG, LLC	Mitsui & Co. Energy Marketing	2011-162-LNG	Long-Term	Spain	Transgas Force	Cameron, Louisiana	3,640,143	
1/6/2022	Cameron LNG, LLC	Various	2011-162-LNG	Long-Term	France	Golar Seal	Cameron, Louisiana	3,368,041	
1/8/2022	Cameron LNG, LLC	Various	2011-162-LNG	Long-Term	Turkey	Transgas Power	Cameron, Louisiana	3,672,580	
1/10/2022	Cameron LNG, LLC	Mitsui & Co. Energy Marketing	2011-145-LNG	Long-Term	Dominican Republic	Qogir	Cameron, Louisiana	1,483,149	[*]
1/10/2022	Cameron LNG, LLC	Mitsui & Co. Energy Marketing	2011-145-LNG	Long-Term	Panama	Qogir	Cameron, Louisiana	1,873,059	[*]
1/12/2022	Cameron LNG, LLC	Various	2011-162-LNG	Long-Term	France	Diamond Gas Crystal	Cameron, Louisiana	3,656,499	
1/13/2022	Cameron LNG, LLC	Various	2011-162-LNG	Long-Term	United Kingdom	SCF La Perouse	Cameron, Louisiana	3,670,628	
1/14/2022	Cameron LNG, LLC	Mitsui & Co. Energy Marketing	2011-162-LNG	Long-Term	United Kingdom	Marvel Hawk	Cameron, Louisiana	3,703,407	
1/18/2022	Cameron LNG, LLC	Various	2011-162-LNG	Long-Term	India	Golar Tundra	Cameron, Louisiana	3,577,162	
1/19/2022	Cameron LNG, LLC	Various	2011-162-LNG	Long-Term	Greece	SK Audace	Cameron, Louisiana	863,906	[*]
1/19/2022	Cameron LNG, LLC	Various	2011-162-LNG	Long-Term	Turkey	SK Audace	Cameron, Louisiana	2,956,032	[*]
1/21/2022	Cameron LNG, LLC	Mitsui & Co. Energy Marketing	2011-162-LNG	Long-Term	Spain	Asklipios	Cameron, Louisiana	3,691,633	
1/23/2022	Cameron LNG, LLC	Various	2011-162-LNG	Long-Term	Spain	BW Lilac	Cameron, Louisiana	3,667,531	
1/24/2022	Cameron LNG, LLC	Various	2011-162-LNG	Long-Term	United Kingdom	Minerva Limnos	Cameron, Louisiana	3,673,305	
1/25/2022	Cameron LNG, LLC	Mitsui & Co. Energy Marketing	2011-162-LNG	Long-Term	Netherlands	Golar Bear	Cameron, Louisiana	2,159,623	[*]
1/25/2022	Cameron LNG, LLC	Mitsui & Co. Energy Marketing	2011-162-LNG	Long-Term	Spain	Golar Bear	Cameron, Louisiana	1,240,233	[*]
1/28/2022	Cameron LNG, LLC	Various	2011-162-LNG	Long-Term	Turkey	Celsius Copenhagen	Cameron, Louisiana	3,619,211	
1/30/2022	Cameron LNG, LLC	Various	2011-162-LNG	Long-Term	Spain	LNG Endeavour	Cameron, Louisiana	3,644,627	
1/31/2022	Cameron LNG, LLC	Various	2011-162-LNG	Long-Term	Japan	Diamond Gas Orchid	Cameron, Louisiana	3,506,689	
2/3/2022	Cameron LNG, LLC	Mitsui & Co. Energy Marketing	2011-145-LNG	Long-Term	South Korea	Marvel Swan	Cameron, Louisiana	3,485,734	
2/4/2022	Cameron LNG, LLC	Various	2011-162-LNG	Long-Term	Bangladesh	BW Tulip	Cameron, Louisiana	2,923,100	[*]
2/4/2022	Cameron LNG, LLC	Various	2011-162-LNG	Long-Term	Greece	BW Tulip	Cameron, Louisiana	756,168	[*]
2/6/2022	Cameron LNG, LLC	Mitsui & Co. Energy Marketing	2011-162-LNG	Long-Term	United Kingdom	Maran Gas Posidonia	Cameron, Louisiana	3,414,269	
2/8/2022	Cameron LNG, LLC	Various	2011-162-LNG	Long-Term	Netherlands	BW Pavilion Aranda	Cameron, Louisiana	3,679,784	
2/9/2022	Cameron LNG, LLC	Various	2011-162-LNG	Long-Term	Turkey	Gaslog Hong Kong	Cameron, Louisiana	3,718,244	
2/12/2022	Cameron LNG, LLC	Various	2011-162-LNG	Long-Term	Brazil	Magellan Spirit	Cameron, Louisiana	3,293,279	
2/13/2022	Cameron LNG, LLC	Various	2011-162-LNG	Long-Term	Brazil	Diamond Gas Crystal	Cameron, Louisiana	3,673,848	
2/15/2022	Cameron LNG, LLC	Mitsui & Co. Energy Marketing	2011-162-LNG	Long-Term	France	Marvel Crane	Cameron, Louisiana	3,773,590	
2/16/2022	Cameron LNG, LLC	Mitsui & Co. Energy Marketing	2011-162-LNG	Long-Term	Netherlands	Marvel Hawk	Cameron, Louisiana	3,692,504	
2/18/2022	Cameron LNG, LLC	Various	2011-162-LNG	Long-Term	Greece	SK Resolute	Cameron, Louisiana	3,838,507	
2/20/2022	Cameron LNG, LLC	Various	2011-162-LNG	Long-Term	India	Golar Ice	Cameron, Louisiana	3,396,545	
2/21/2022	Cameron LNG, LLC	Various	2011-162-LNG	Long-Term	France	SCF La Perouse	Cameron, Louisiana	3,664,079	
2/23/2022	Cameron LNG, LLC	Mitsui & Co. Energy Marketing	2011-162-LNG	Long-Term	Japan	Marvel Falcon	Cameron, Louisiana	3,685,803	
2/25/2022	Cameron LNG, LLC	Various	2011-162-LNG	Long-Term	Spain	BW Lilac	Cameron, Louisiana	3,685,053	
2/28/2022	Cameron LNG, LLC	Mitsui & Co. Energy Marketing	2011-162-LNG	Long-Term	Poland	Marvel Kite	Cameron, Louisiana	3,673,697	
3/2/2022	Cameron LNG, LLC	Various	2011-162-LNG	Long-Term	France	Oak Spirit	Cameron, Louisiana	3,675,144	
3/3/2022	Cameron LNG, LLC	Various	2011-162-LNG	Long-Term	Japan	Diamond Gas Rose	Cameron, Louisiana	3,503,715	
3/4/2022	Cameron LNG, LLC	Various	2011-162-LNG	Long-Term	United Kingdom	Diamond Gas Sakura	Cameron, Louisiana	3,490,763	
3/8/2022	Cameron LNG, LLC	Various	2011-162-LNG	Long-Term	Greece	Stena Clear Sky	Cameron, Louisiana	1,642,111	[*]
3/8/2022	Cameron LNG, LLC	Various	2011-162-LNG	Long-Term	Spain	Stena Clear Sky	Cameron, Louisiana	2,021,232	[*]
3/9/2022	Cameron LNG, LLC	Various	2011-162-LNG	Long-Term	France	Diamond Gas Victoria	Cameron, Louisiana	3,673,969	
3/10/2022	Cameron LNG, LLC	Various	2011-162-LNG	Long-Term	Spain	BW GDF Suez Brussels	Cameron, Louisiana	3,454,647	
3/12/2022	Cameron LNG, LLC	Mitsui & Co. Energy Marketing	2011-162-LNG	Long-Term	Netherlands	Marvel Heron	Cameron, Louisiana	3,607,392	
3/14/2022	Cameron LNG, LLC	Various	2011-162-LNG	Long-Term	France	LNG Endurance	Cameron, Louisiana	126,065	[*]

[S] Spot – a one-time transaction for near-term delivery of a specific quantity of LNG at a specific location. Spot cargos could be included in either long-term or short-term authorized types.

[\*] Split cargo – a single shipment of LNG where portions of the cargo have different transactional characteristics. For instance, a single cargo can have more than one buyer, supplier, price, unloading port, loading port, or DOE authorization.

[C] Commissioning cargo – pre-commercial cargo loaded while export facility operations are still undergoing final testing and inspection. Commissioning cargos may occur multiple times for the same facility as individual LNG trains enter service.

Countries of destination are current as of publication date. Any updates to countries of destination reported will be published in the next scheduled LNG Monthly.

## VESSEL-BORNE EXPORTS OF DOMESTICALLY-PRODUCED LIQUEFIED NATURAL GAS (LNG)

Table 2a(iv)

Date of Departure	Name of Exporter	Supplier	Docket Number	Docket Term	Country of Destination	Name of Tanker	Departure Terminal	Volume (Mcf of Natural Gas)	Notes
3/14/2022	Cameron LNG, LLC	Various	2011-162-LNG	Long-Term	United Kingdom	LNG Endurance	Cameron, Louisiana	3,232,257	[*]
3/15/2022	Cameron LNG, LLC	Various Suppliers	2011-162-LNG	Long-Term	Japan	Diamond Gas Crystal	Cameron, Louisiana	3,672,142	
3/18/2022	Cameron LNG, LLC	Mitsui & Co. Energy Marketing	2011-162-LNG	Long-Term	Japan	Marvel Crane	Cameron, Louisiana	3,755,213	
3/20/2022	Cameron LNG, LLC	Various Suppliers	2011-145-LNG	Long-Term	Dominican Republic	Wilpride	Cameron, Louisiana	3,318,887	
3/22/2022	Cameron LNG, LLC	Mitsui & Co. Energy Marketing	2011-162-LNG	Long-Term	United Kingdom	Gaslog Hong Kong	Cameron, Louisiana	3,476,070	
3/22/2022	Cameron LNG, LLC	Mitsui & Co. Energy Marketing	2011-162-LNG	Long-Term	United Kingdom	Marvel Hawk	Cameron, Louisiana	3,703,830	
3/25/2022	Cameron LNG, LLC	Various	2011-162-LNG	Long-Term	Spain	BW Lilac	Cameron, Louisiana	3,692,380	
3/27/2022	Cameron LNG, LLC	Mitsui & Co. Energy Marketing	2011-162-LNG	Long-Term	Japan	Marvel Eagle	Cameron, Louisiana	3,314,205	
3/29/2022	Cameron LNG, LLC	Various	2011-162-LNG	Long-Term	India	Seri Balhaf	Cameron, Louisiana	3,336,724	
3/31/2022	Cameron LNG, LLC	Various	2011-162-LNG	Long-Term	France	Oak Spirit	Cameron, Louisiana	3,415,785	[*]
3/31/2022	Cameron LNG, LLC	Various	2011-162-LNG	Long-Term	France	Oak Spirit	Cameron, Louisiana	152,877	[*]
3/31/2022	Cameron LNG, LLC	Mitsui & Co. Energy Marketing	2011-162-LNG	Long-Term	France	Oak Spirit	Cameron, Louisiana	108,102	[*]
4/1/2022	Cameron LNG, LLC	Various	2011-162-LNG	Long-Term	France	LNG Endeavour	Cameron, Louisiana	3,665,195	
4/2/2022	Cameron LNG, LLC	Various	2011-162-LNG	Long-Term	Japan	Diamond Gas Orchid	Cameron, Louisiana	3,504,201	
4/5/2022	Cameron LNG, LLC	Mitsui & Co. Energy Marketing	2011-162-LNG	Long-Term	United Kingdom	Maran Gas Ithaca	Cameron, Louisiana	3,679,182	
4/7/2022	Cameron LNG, LLC	Various	2011-162-LNG	Long-Term	United Kingdom	Rias Baixas Knutsen	Cameron, Louisiana	3,617,883	
4/9/2022	Cameron LNG, LLC	Mitsui & Co. Energy Marketing	2011-162-LNG	Long-Term	Japan	Marvel Kite	Cameron, Louisiana	3,694,134	
4/11/2022	Cameron LNG, LLC	Various	2011-162-LNG	Long-Term	Brazil	Magellan Spirit	Cameron, Louisiana	3,447,843	
4/13/2022	Cameron LNG, LLC	Various Suppliers	2011-145-LNG	Long-Term	South Korea	SK Audace	Cameron, Louisiana	3,823,438	
4/14/2022	Cameron LNG, LLC	Various	2011-162-LNG	Long-Term	France	LNG Endurance	Cameron, Louisiana	3,418,181	[*]
4/14/2022	Cameron LNG, LLC	Various	2011-162-LNG	Long-Term	France	LNG Endurance	Cameron, Louisiana	211,756	[*]
4/16/2022	Cameron LNG, LLC	Mitsui & Co. Energy Marketing	2011-162-LNG	Long-Term	Italy	Maran Gas Posidonia	Cameron, Louisiana	3,425,891	
4/18/2022	Cameron LNG, LLC	Various	2011-162-LNG	Long-Term	United Kingdom	Diamond Gas Victoria	Cameron, Louisiana	3,667,089	
4/19/2022	Cameron LNG, LLC	Mitsui & Co. Energy Marketing	2011-162-LNG	Long-Term	France	Minerva Limnos	Cameron, Louisiana	3,682,266	
4/22/2022	Cameron LNG, LLC	Various	2011-162-LNG	Long-Term	France	BW Tulip	Cameron, Louisiana	3,600,187	
4/22/2022	Cameron LNG, LLC	Mitsui & Co. Energy Marketing	2011-162-LNG	Long-Term	France	BW Tulip	Cameron, Louisiana	52,295	[*]
4/24/2022	Cameron LNG, LLC	Various	2011-162-LNG	Long-Term	United Kingdom	BW Lilac	Cameron, Louisiana	3,689,879	
4/26/2022	Cameron LNG, LLC	Mitsui & Co. Energy Marketing	2011-162-LNG	Long-Term	United Kingdom	Marvel Heron	Cameron, Louisiana	3,776,945	
4/28/2022	Cameron LNG, LLC	Various	2011-162-LNG	Long-Term	India	Wilpride	Cameron, Louisiana	3,297,906	
4/30/2022	Cameron LNG, LLC	Various	2011-162-LNG	Long-Term	Lithuania	LNG Endeavour	Cameron, Louisiana	3,402,653	
5/3/2022	Cameron LNG, LLC	Mitsui & Co. Energy Marketing	2011-145-LNG	Long-Term	South Korea	Marvel Falcon	Cameron, Louisiana	3,577,479	
5/5/2022	Cameron LNG, LLC	Various	2011-162-LNG	Long-Term	Japan	Diamond Gas Rose	Cameron, Louisiana	3,506,202	
5/7/2022	Cameron LNG, LLC	Various	2011-162-LNG	Long-Term	Bangladesh	LNG Adventure	Cameron, Louisiana	3,346,361	
5/11/2022	Cameron LNG, LLC	Mitsui & Co. Energy Marketing	2011-162-LNG	Long-Term	Japan	Marvel Pelican	Cameron, Louisiana	3,320,142	
5/14/2022	Cameron LNG, LLC	Various	2011-162-LNG	Long-Term	France	LNG Endurance	Cameron, Louisiana	3,361,771	
5/17/2022	Cameron LNG, LLC	Mitsui & Co. Energy Marketing	2011-162-LNG	Long-Term	Japan	Marvel Crane	Cameron, Louisiana	3,522,069	
5/20/2022	Cameron LNG, LLC	Various	2011-162-LNG	Long-Term	Netherlands	Diamond Gas Victoria	Cameron, Louisiana	3,084,372	
5/22/2022	Cameron LNG, LLC	Various	2011-162-LNG	Long-Term	Brazil	Seapeak Vancouver	Cameron, Louisiana	3,292,256	
5/24/2022	Cameron LNG, LLC	Various	2011-162-LNG	Long-Term	Lithuania	Diamond Gas Crystal	Cameron, Louisiana	3,194,471	
5/26/2022	Cameron LNG, LLC	Various	2011-162-LNG	Long-Term	Croatia	SK Resolute	Cameron, Louisiana	3,386,117	
5/28/2022	Cameron LNG, LLC	Mitsui & Co. Energy Marketing	2011-162-LNG	Long-Term	Japan	Marvel Eagle	Cameron, Louisiana	3,315,401	
5/29/2022	Cameron LNG, LLC	Various	2011-162-LNG	Long-Term	Spain	BW Lilac	Cameron, Louisiana	3,638,156	
6/1/2022	Cameron LNG, LLC	Mitsui & Co. Energy Marketing	2011-145-LNG	Long-Term	South Korea	Marvel Hawk	Cameron, Louisiana	3,620,465	
6/3/2022	Cameron LNG, LLC	Various	2011-162-LNG	Long-Term	Italy	Stena Clear Sky	Cameron, Louisiana	3,462,324	
6/5/2022	Cameron LNG, LLC	Various	2011-162-LNG	Long-Term	Japan	Diamond Gas Orchid	Cameron, Louisiana	3,502,704	

[S] Spot – a one-time transaction for near-term delivery of a specific quantity of LNG at a specific location. Spot cargos could be included in either long-term or short-term authorized types.

[\*] Split cargo – a single shipment of LNG where portions of the cargo have different transactional characteristics. For instance, a single cargo can have more than one buyer, supplier, price, unloading port, loading port, or DOE authorization.

[C] Commissioning cargo – pre-commercial cargo loaded while export facility operations are still undergoing final testing and inspection. Commissioning cargos may occur multiple times for the same facility as individual LNG trains enter service.

Countries of destination are current as of publication date. Any updates to countries of destination reported will be published in the next scheduled *LNG Monthly*.

## VESSEL-BORNE EXPORTS OF DOMESTICALLY-PRODUCED LIQUEFIED NATURAL GAS (LNG)

Table 2a(iv)

Date of Departure	Name of Exporter	Supplier	Docket Number	Docket Term	Country of Destination	Name of Tanker	Departure Terminal	Volume (Mcf of Natural Gas)	Notes
6/7/2022	Cameron LNG, LLC	Various	2011-162-LNG	Long-Term	Greece	Qogir	Cameron, Louisiana	3,608,510	
6/9/2022	Cameron LNG, LLC	Mitsui & Co. Energy Marketing	2011-162-LNG	Long-Term	United Kingdom	Maran Gas Posidonia	Cameron, Louisiana	3,326,092	
6/11/2022	Cameron LNG, LLC	Various	2011-162-LNG	Long-Term	India	Seri Balhaf	Cameron, Louisiana	3,215,240	
6/13/2022	Cameron LNG, LLC	Various	2011-162-LNG	Long-Term	Croatia	BW Pavilion Aranda	Cameron, Louisiana	3,173,718	
6/15/2022	Cameron LNG, LLC	Mitsui & Co. Energy Marketing	2011-162-LNG	Long-Term	Japan	Marvel Kite	Cameron, Louisiana	3,569,111	
6/17/2022	Cameron LNG, LLC	Various	2011-162-LNG	Long-Term	Greece	La Seine	Cameron, Louisiana	3,359,211	
6/18/2022	Cameron LNG, LLC	Mitsui & Co. Energy Marketing	2011-162-LNG	Long-Term	Lithuania	BW Tulip	Cameron, Louisiana	3,327,789	
6/21/2022	Cameron LNG, LLC	Various	2011-162-LNG	Long-Term	Japan	Diamond Gas Sakura	Cameron, Louisiana	3,500,206	
6/24/2022	Cameron LNG, LLC	Various	2011-162-LNG	Long-Term	Netherlands	Oak Spirit	Cameron, Louisiana	2,807,828	
6/27/2022	Cameron LNG, LLC	Mitsui & Co. Energy Marketing	2011-162-LNG	Long-Term	China	Marvel Swan	Cameron, Louisiana	3,666,598	
6/28/2022	Cameron LNG, LLC	Various	2011-162-LNG	Long-Term	Taiwan	Meridian Spirit	Cameron, Louisiana	3,386,833	
6/29/2022	Cameron LNG, LLC	Various	2011-162-LNG	Long-Term	Spain	Flex Rainbow	Cameron, Louisiana	3,664,919	
7/2/2022	Cameron LNG, LLC	Mitsui & Co. Energy Marketing	2011-162-LNG	Long-Term	Japan	Orion Star	Cameron, Louisiana	3,650,284	
7/4/2022	Cameron LNG, LLC	Various	2011-162-LNG	Long-Term	Lithuania	Minerva Limnos	Cameron, Louisiana	3,635,842	
7/6/2022	Cameron LNG, LLC	Various	2011-162-LNG	Long-Term	India	Flex Ranger	Cameron, Louisiana	3,170,338	
7/8/2022	Cameron LNG, LLC	Various	2011-162-LNG	Long-Term	Poland	Stena Clear Sky	Cameron, Louisiana	3,533,081	
7/10/2022	Cameron LNG, LLC	Various	2011-162-LNG	Long-Term	Japan	Diamond Gas Rose	Cameron, Louisiana	3,508,763	
7/12/2022	Cameron LNG, LLC	Mitsui & Co. Energy Marketing	2011-145-LNG	Long-Term	South Korea	Marvel Falcon	Cameron, Louisiana	3,589,290	
7/13/2022	Cameron LNG, LLC	Various	2011-162-LNG	Long-Term	France	BW Brussels	Cameron, Louisiana	2,948,600	[*]
7/13/2022	Cameron LNG, LLC	Various	2011-162-LNG	Long-Term	Greece	BW Brussels	Cameron, Louisiana	486,623	[*]
7/16/2022	Cameron LNG, LLC	Various Suppliers	2011-145-LNG	Long-Term	Singapore	Solaris	Cameron, Louisiana	3,292,974	
7/19/2022	Cameron LNG, LLC	Mitsui & Co. Energy Marketing	2011-162-LNG	Long-Term	Japan	Marvel Heron	Cameron, Louisiana	3,776,439	
7/21/2022	Cameron LNG, LLC	Various	2011-162-LNG	Long-Term	Croatia	SK Resolute	Cameron, Louisiana	1,102,418	[*]
7/21/2022	Cameron LNG, LLC	Various	2011-162-LNG	Long-Term	Greece	SK Resolute	Cameron, Louisiana	2,722,007	[*]
7/22/2022	Cameron LNG, LLC	Various	2011-162-LNG	Long-Term	Spain	BW Lilac	Cameron, Louisiana	3,563,238	
7/24/2022	Cameron LNG, LLC	Mitsui & Co. Energy Marketing	2011-145-LNG	Long-Term	South Korea	Marvel Pelican	Cameron, Louisiana	3,325,411	
7/27/2022	Cameron LNG, LLC	Various	2011-162-LNG	Long-Term	United Kingdom	BW Pavilion Aranda	Cameron, Louisiana	3,523,471	
7/28/2022	Cameron LNG, LLC	Various Suppliers	2011-145-LNG	Long-Term	Dominican Republic	La Seine	Cameron, Louisiana	3,333,710	
7/30/2022	Cameron LNG, LLC	Various	2011-162-LNG	Long-Term	Greece	LNG Abalamabie	Cameron, Louisiana	2,936,602	
8/2/2022	Cameron LNG, LLC	Various	2011-162-LNG	Long-Term	Croatia	BW Pavilion Leeara	Cameron, Louisiana	3,072,962	[*]
8/2/2022	Cameron LNG, LLC	Various	2011-162-LNG	Long-Term	Spain	BW Pavilion Leeara	Cameron, Louisiana	356,738	[*]
8/4/2022	Cameron LNG, LLC	Mitsui & Co. Energy Marketing	2011-145-LNG	Long-Term	South Korea	Marvel Crane	Cameron, Louisiana	3,697,637	
8/6/2022	Cameron LNG, LLC	Various	2011-162-LNG	Long-Term	Japan	Diamond Gas Orchid	Cameron, Louisiana	3,506,798	
8/7/2022	Cameron LNG, LLC	Various	2011-162-LNG	Long-Term	France	LNG Abalamabie	Cameron, Louisiana	40,522	[*]
8/7/2022	Cameron LNG, LLC	Various	2011-162-LNG	Long-Term	Greece	LNG Abalamabie	Cameron, Louisiana	744,474	[*]
8/9/2022	Cameron LNG, LLC	Mitsui & Co. Energy Marketing	2011-162-LNG	Long-Term	Lithuania	Maran Gas Posidonia	Cameron, Louisiana	3,433,999	
8/11/2022	Cameron LNG, LLC	Various Suppliers	2011-145-LNG	Long-Term	Dominican Republic	LNG Endeavour	Cameron, Louisiana	3,357,167	
8/13/2022	Cameron LNG, LLC	Various	2011-162-LNG	Long-Term	India	Neo Energy	Cameron, Louisiana	3,175,107	
8/14/2022	Cameron LNG, LLC	Various	2011-162-LNG	Long-Term	Kuwait	Maran Gas Alexandria	Cameron, Louisiana	3,394,397	
8/17/2022	Cameron LNG, LLC	Mitsui & Co. Energy Marketing	2011-162-LNG	Long-Term	United Kingdom	Maran Gas Ithaca	Cameron, Louisiana	3,688,925	
8/19/2022	Cameron LNG, LLC	Various	2011-162-LNG	Long-Term	Japan	Diamond Gas Sakura	Cameron, Louisiana	3,503,234	
8/20/2022	Cameron LNG, LLC	Various	2011-162-LNG	Long-Term	Belgium	Transgas Power	Cameron, Louisiana	3,588,696	
8/23/2022	Cameron LNG, LLC	Mitsui & Co. Energy Marketing	2011-162-LNG	Long-Term	United Kingdom	BW Brussels	Cameron, Louisiana	3,399,946	
8/24/2022	Cameron LNG, LLC	Various	2011-162-LNG	Long-Term	Netherlands	BW Lilac	Cameron, Louisiana	3,696,673	
8/28/2022	Cameron LNG, LLC	Various	2011-162-LNG	Long-Term	Brazil	Seapeak Vancouver	Cameron, Louisiana	3,470,619	

[S] Spot – a one-time transaction for near-term delivery of a specific quantity of LNG at a specific location. Spot cargos could be included in either long-term or short-term authorized types.

[\*] Split cargo – a single shipment of LNG where portions of the cargo have different transactional characteristics. For instance, a single cargo can have more than one buyer, supplier, price, unloading port, loading port, or DOE authorization.

[C] Commissioning cargo – pre-commercial cargo loaded while export facility operations are still undergoing final testing and inspection. Commissioning cargos may occur multiple times for the same facility as individual LNG trains enter service.

Countries of destination are current as of publication date. Any updates to countries of destination reported will be published in the next scheduled *LNG Monthly*.

### VESSEL-BORNE EXPORTS OF DOMESTICALLY-PRODUCED LIQUEFIED NATURAL GAS (LNG)

Table 2a(iv)

Date of Departure	Name of Exporter	Supplier	Docket Number	Docket Term	Country of Destination	Name of Tanker	Departure Terminal	Volume (Mcf of Natural Gas)	Notes
8/29/2022	Cameron LNG, LLC	Mitsui & Co. Energy Marketing	2011-162-LNG	Long-Term	China	Marvel Kite	Cameron, Louisiana	3,624,087	
8/31/2022	Cameron LNG, LLC	Various Suppliers	2011-145-LNG	Long-Term	South Korea	Celsius Copenhagen	Cameron, Louisiana	3,703,892	
9/1/2022	Cameron LNG, LLC	Various	2011-162-LNG	Long-Term	United Kingdom	Bahrain Spirit	Cameron, Louisiana	2,054,671	[*]
9/1/2022	Cameron LNG, LLC	Mitsui & Co. Energy Marketing	2011-162-LNG	Long-Term	United Kingdom	Bahrain Spirit	Cameron, Louisiana	32,414	[*]
9/3/2022	Cameron LNG, LLC	Mitsui & Co. Energy Marketing	2011-162-LNG	Long-Term	Kuwait	Orion Star	Cameron, Louisiana	3,665,659	
9/5/2022	Cameron LNG, LLC	Various	2011-162-LNG	Long-Term	France	Stena Clear Sky	Cameron, Louisiana	2,764,527	[*]
9/5/2022	Cameron LNG, LLC	Various	2011-162-LNG	Long-Term	France	Stena Clear Sky	Cameron, Louisiana	428,293	[*]
9/5/2022	Cameron LNG, LLC	Mitsui & Co. Energy Marketing	2011-162-LNG	Long-Term	France	Stena Clear Sky	Cameron, Louisiana	302,467	[*]
9/7/2022	Cameron LNG, LLC	Various	2011-162-LNG	Long-Term	France	Diamond Gas Rose	Cameron, Louisiana	3,506,671	
9/9/2022	Cameron LNG, LLC	Mitsui & Co. Energy Marketing	2011-162-LNG	Long-Term	Portugal	Golar Bear	Cameron, Louisiana	2,247,184	
9/10/2022	Cameron LNG, LLC	Various	2011-162-LNG	Long-Term	United Kingdom	Gaslog Hong Kong	Cameron, Louisiana	3,262,816	
9/12/2022	Cameron LNG, LLC	Mitsui & Co. Energy Marketing	2011-162-LNG	Long-Term	Japan	Marvel Falcon	Cameron, Louisiana	3,655,985	
9/14/2022	Cameron LNG, LLC	Various	2011-162-LNG	Long-Term	India	Energy Pacific	Cameron, Louisiana	3,593,159	
9/16/2022	Cameron LNG, LLC	Various	2011-162-LNG	Long-Term	Belgium	BW Tulip	Cameron, Louisiana	3,691,617	
9/18/2022	Cameron LNG, LLC	Mitsui & Co. Energy Marketing	2011-145-LNG	Long-Term	South Korea	Marvel Heron	Cameron, Louisiana	2,794,373	
9/20/2022	Cameron LNG, LLC	Various	2011-162-LNG	Long-Term	France	Gaslog Wales	Cameron, Louisiana	3,645,889	
9/22/2022	Cameron LNG, LLC	Various	2011-162-LNG	Long-Term	China	LNG Endurance	Cameron, Louisiana	3,028,898	[*]
9/22/2022	Cameron LNG, LLC	Various	2011-162-LNG	Long-Term	Indonesia	LNG Endurance	Cameron, Louisiana	326,111	[*]
9/24/2022	Cameron LNG, LLC	Mitsui & Co. Energy Marketing	2011-162-LNG	Long-Term	Belgium	BW Brussels	Cameron, Louisiana	1,877,878	[*]
9/24/2022	Cameron LNG, LLC	Mitsui & Co. Energy Marketing	2011-162-LNG	Long-Term	United Kingdom	BW Brussels	Cameron, Louisiana	1,556,833	[*]
9/26/2022	Cameron LNG, LLC	Various	2011-162-LNG	Long-Term	Spain	BW Lilac	Cameron, Louisiana	3,693,902	
9/28/2022	Cameron LNG, LLC	Various	2011-162-LNG	Long-Term	Indonesia	La Seine	Cameron, Louisiana	182,784	[*]
9/28/2022	Cameron LNG, LLC	Various	2011-162-LNG	Long-Term	Taiwan	La Seine	Cameron, Louisiana	3,072,846	[*]
9/30/2022	Cameron LNG, LLC	Mitsui & Co. Energy Marketing	2011-162-LNG	Long-Term	Poland	Marvel Swan	Cameron, Louisiana	3,244,474	
<b>TOTAL Exports of LNG from Cameron</b>								<b>483,471,502</b>	

[S] **Spot** – a one-time transaction for near-term delivery of a specific quantity of LNG at a specific location. Spot cargos could be included in either long-term or short-term authorized types.

[\*] **Split cargo** – a single shipment of LNG where portions of the cargo have different transactional characteristics. For instance, a single cargo can have more than one buyer, supplier, price, unloading port, loading port, or DOE authorization.

[C] **Commissioning cargo** – pre-commercial cargo loaded while export facility operations are still undergoing final testing and inspection. Commissioning cargos may occur multiple times for the same facility as individual LNG trains enter service.

Countries of destination are current as of publication date. Any updates to countries of destination reported will be published in the next scheduled *LNG Monthly*.



**VESSEL-BORNE EXPORTS OF DOMESTICALLY-PRODUCED LIQUEFIED NATURAL GAS (LNG)**

Table 2a(v)

Date of Departure	Name of Exporter	Supplier	Docket Number	Docket Term	Country of Destination	Name of Tanker	Departure Terminal	Volume (Mcf of Natural Gas)	Notes
1/1/2022	Freeport LNG Expansion, L.P.	Freeport LNG Expansion, L.P. and FLNG Liquefaction, LLC	2010-161-LNG	Long-Term	Netherlands	British Listener	Freeport, Texas	3,713,634	
1/4/2022	Freeport LNG Expansion, L.P.	Freeport LNG Expansion, L.P. and FLNG Liquefaction, LLC	2010-161-LNG	Long-Term	Croatia	Sean Spirit	Freeport, Texas	2,941,245	[*]
1/4/2022	Freeport LNG Expansion, L.P.	Freeport LNG Expansion, L.P. and FLNG Liquefaction, LLC	2010-161-LNG	Long-Term	Greece	Sean Spirit	Freeport, Texas	760,435	[*]
1/5/2022	Freeport LNG Expansion, L.P.	Freeport LNG Expansion, L.P. and FLNG Liquefaction, LLC	2010-161-LNG	Long-Term	United Kingdom	Creole Spirit	Freeport, Texas	3,509,366	
1/7/2022	Freeport LNG Expansion, L.P.	Freeport LNG Expansion, L.P. and FLNG Liquefaction, LLC	2010-161-LNG	Long-Term	France	LNG Endurance	Freeport, Texas	3,710,807	
1/8/2022	Freeport LNG Expansion, L.P.	Freeport LNG Expansion, L.P. and FLNG Liquefaction, LLC	2010-161-LNG	Long-Term	Turkey	British Mentor	Freeport, Texas	3,509,146	
1/10/2022	Freeport LNG Expansion, L.P.	Freeport LNG Expansion, L.P. and FLNG Liquefaction, LLC	2010-161-LNG	Long-Term	United Kingdom	Kmarin Emerald	Freeport, Texas	3,284,091	
1/12/2022	Freeport LNG Expansion, L.P.	Freeport LNG Expansion, L.P. and FLNG Liquefaction, LLC	2010-161-LNG	Long-Term	France	Arwa Spirit	Freeport, Texas	3,333,999	
1/13/2022	Freeport LNG Expansion, L.P.	Freeport LNG Expansion, L.P. and FLNG Liquefaction, LLC	2010-161-LNG	Long-Term	Turkey	Flex Ranger	Freeport, Texas	3,692,224	
1/14/2022	Freeport LNG Expansion, L.P.	Freeport LNG Expansion, L.P. and FLNG Liquefaction, LLC	2010-160-LNG	Long-Term	South Korea	Prism Agility	Freeport, Texas	3,749,100	
1/18/2022	Freeport LNG Expansion, L.P.	Freeport LNG Expansion, L.P. and FLNG Liquefaction, LLC	2010-161-LNG	Long-Term	Japan	Bushu Maru	Freeport, Texas	3,686,222	
1/20/2022	Freeport LNG Expansion, L.P.	Freeport LNG Expansion, L.P. and FLNG Liquefaction, LLC	2010-161-LNG	Long-Term	Brazil	British Partner	Freeport, Texas	3,560,493	
1/21/2022	Freeport LNG Expansion, L.P.	Freeport LNG Expansion, L.P. and FLNG Liquefaction, LLC	2010-161-LNG	Long-Term	France	Enshu Maru	Freeport, Texas	3,561,310	
1/22/2022	Freeport LNG Expansion, L.P.	Freeport LNG Expansion, L.P. and FLNG Liquefaction, LLC	2010-161-LNG	Long-Term	Brazil	Oak Spirit	Freeport, Texas	3,550,623	
1/23/2022	Freeport LNG Expansion, L.P.	Freeport LNG Expansion, L.P. and FLNG Liquefaction, LLC	2010-161-LNG	Long-Term	United Kingdom	Maran Gas Amorgos	Freeport, Texas	3,529,695	
1/25/2022	Freeport LNG Expansion, L.P.	Freeport LNG Expansion, L.P. and FLNG Liquefaction, LLC	2010-161-LNG	Long-Term	Turkey	Adam LNG	Freeport, Texas	3,333,828	[§]
1/28/2022	Freeport LNG Expansion, L.P.	Freeport LNG Expansion, L.P. and FLNG Liquefaction, LLC	2010-160-LNG	Long-Term	Chile	Gaslog Shanghai	Freeport, Texas	3,162,052	
1/29/2022	Freeport LNG Expansion, L.P.	Freeport LNG Expansion, L.P. and FLNG Liquefaction, LLC	2010-161-LNG	Long-Term	Poland	Global Sea Spirit	Freeport, Texas	3,695,389	
1/30/2022	Freeport LNG Expansion, L.P.	Freeport LNG Expansion, L.P. and FLNG Liquefaction, LLC	2010-161-LNG	Long-Term	France	Nohshu Maru	Freeport, Texas	3,656,355	
2/1/2022	Freeport LNG Expansion, L.P.	Freeport LNG Expansion, L.P. and FLNG Liquefaction, LLC	2010-161-LNG	Long-Term	Turkey	Aristidis I	Freeport, Texas	3,703,412	
2/3/2022	Freeport LNG Expansion, L.P.	Freeport LNG Expansion, L.P. and FLNG Liquefaction, LLC	2010-161-LNG	Long-Term	Italy	Cool Runner	Freeport, Texas	3,391,124	
2/6/2022	Freeport LNG Expansion, L.P.	Freeport LNG Expansion, L.P. and FLNG Liquefaction, LLC	2010-160-LNG	Long-Term	South Korea	Creole Spirit	Freeport, Texas	3,434,976	
2/7/2022	Freeport LNG Expansion, L.P.	Freeport LNG Expansion, L.P. and FLNG Liquefaction, LLC	2010-161-LNG	Long-Term	Turkey	Flex Resolute	Freeport, Texas	3,691,849	
2/9/2022	Freeport LNG Expansion, L.P.	Freeport LNG Expansion, L.P. and FLNG Liquefaction, LLC	2010-160-LNG	Long-Term	South Korea	Palu LNG	Freeport, Texas	3,398,193	
2/10/2022	Freeport LNG Expansion, L.P.	Freeport LNG Expansion, L.P. and FLNG Liquefaction, LLC	2010-161-LNG	Long-Term	Turkey	British Listener	Freeport, Texas	3,694,930	
2/12/2022	Freeport LNG Expansion, L.P.	Freeport LNG Expansion, L.P. and FLNG Liquefaction, LLC	2010-161-LNG	Long-Term	Turkey	Elisa Larus	Freeport, Texas	3,579,794	
2/14/2022	Freeport LNG Expansion, L.P.	Freeport LNG Expansion, L.P. and FLNG Liquefaction, LLC	2010-161-LNG	Long-Term	Netherlands	Corcovado LNG	Freeport, Texas	3,405,272	
2/14/2022	Freeport LNG Expansion, L.P.	Freeport LNG Expansion, L.P. and FLNG Liquefaction, LLC	2010-161-LNG	Long-Term	Spain	Meridian Spirit	Freeport, Texas	3,394,772	
2/15/2022	Freeport LNG Expansion, L.P.	Freeport LNG Expansion, L.P. and FLNG Liquefaction, LLC	2010-160-LNG	Long-Term	South Korea	Kinisis	Freeport, Texas	3,586,535	
2/17/2022	Freeport LNG Expansion, L.P.	Freeport LNG Expansion, L.P. and FLNG Liquefaction, LLC	2010-160-LNG	Long-Term	South Korea	Attalos	Freeport, Texas	2,988,072	

[§] Spot – a one-time transaction for near-term delivery of a specific quantity of LNG at a specific location. Spot cargos could be included in either long-term or short-term authorized types.

[\*] Split cargo – a single shipment of LNG where portions of the cargo have different transactional characteristics. For instance, a single cargo can have more than one buyer, supplier, price, unloading port, loading port, or DOE authorization.

[C] Commissioning cargo – pre-commercial cargo loaded while export facility operations are still undergoing final testing and inspection. Commissioning cargos may occur multiple times for the same facility as individual LNG trains enter service.

Countries of destination are current as of publication date. Any updates to countries of destination reported will be published in the next scheduled LNG Monthly.

**VESSEL-BORNE EXPORTS OF DOMESTICALLY-PRODUCED LIQUEFIED NATURAL GAS (LNG)**

Table 2a(v)

Date of Departure	Name of Exporter	Supplier	Docket Number	Docket Term	Country of Destination	Name of Tanker	Departure Terminal	Volume (Mcf of Natural Gas)	Notes
2/19/2022	Freeport LNG Expansion, L.P.	Freeport LNG Expansion, L.P. and FLNG Liquefaction, LLC	2010-161-LNG	Long-Term	United Kingdom	Prism Courage	Freeport, Texas	3,714,168	
2/21/2022	Freeport LNG Expansion, L.P.	Freeport LNG Expansion, L.P. and FLNG Liquefaction, LLC	2010-161-LNG	Long-Term	France	Gaslog Wellington	Freeport, Texas	3,674,624	
2/25/2022	Freeport LNG Expansion, L.P.	Freeport LNG Expansion, L.P. and FLNG Liquefaction, LLC	2010-161-LNG	Long-Term	Japan	HongKong Energy	Freeport, Texas	2,993,676	
2/27/2022	Freeport LNG Expansion, L.P.	Freeport LNG Expansion, L.P. and FLNG Liquefaction, LLC	2010-161-LNG	Long-Term	Netherlands	LNG Schneeweisschen	Freeport, Texas	3,832,935	
3/1/2022	Freeport LNG Expansion, L.P.	Freeport LNG Expansion, L.P. and FLNG Liquefaction, LLC	2010-161-LNG	Long-Term	France	Diamond Gas Metropolis	Freeport, Texas	3,683,453	
3/3/2022	Freeport LNG Expansion, L.P.	Freeport LNG Expansion, L.P. and FLNG Liquefaction, LLC	2010-161-LNG	Long-Term	United Kingdom	Golar Snow	Freeport, Texas	3,435,900	[S]
3/4/2022	Freeport LNG Expansion, L.P.	Freeport LNG Expansion, L.P. and FLNG Liquefaction, LLC	2010-160-LNG	Long-Term	South Korea	Gaslog Sydney	Freeport, Texas	3,318,434	
3/6/2022	Freeport LNG Expansion, L.P.	Freeport LNG Expansion, L.P. and FLNG Liquefaction, LLC	2010-161-LNG	Long-Term	Turkey	Celsius Copenhagen	Freeport, Texas	2,650,242	
3/8/2022	Freeport LNG Expansion, L.P.	Freeport LNG Expansion, L.P. and FLNG Liquefaction, LLC	2010-161-LNG	Long-Term	Greece	Shinshu Maru	Freeport, Texas	830,979	[*]
3/8/2022	Freeport LNG Expansion, L.P.	Freeport LNG Expansion, L.P. and FLNG Liquefaction, LLC	2010-161-LNG	Long-Term	Turkey	Shinshu Maru	Freeport, Texas	2,762,922	[*]
3/9/2022	Freeport LNG Expansion, L.P.	Freeport LNG Expansion, L.P. and FLNG Liquefaction, LLC	2010-161-LNG	Long-Term	Lithuania	Cool Runner	Freeport, Texas	3,426,893	
3/11/2022	Freeport LNG Expansion, L.P.	Freeport LNG Expansion, L.P. and FLNG Liquefaction, LLC	2010-161-LNG	Long-Term	Netherlands	Golar Celsius	Freeport, Texas	3,013,962	
3/12/2022	Freeport LNG Expansion, L.P.	Freeport LNG Expansion, L.P. and FLNG Liquefaction, LLC	2010-161-LNG	Long-Term	France	Tenergy	Freeport, Texas	3,328,663	
3/13/2022	Freeport LNG Expansion, L.P.	Freeport LNG Expansion, L.P. and FLNG Liquefaction, LLC	2010-161-LNG	Long-Term	Turkey	Aristidis I	Freeport, Texas	2,596,232	
3/16/2022	Freeport LNG Expansion, L.P.	Freeport LNG Expansion, L.P. and FLNG Liquefaction, LLC	2010-161-LNG	Long-Term	Netherlands	Minerva Limnos	Freeport, Texas	3,690,750	
3/18/2022	Freeport LNG Expansion, L.P.	Freeport LNG Expansion, L.P. and FLNG Liquefaction, LLC	2010-161-LNG	Long-Term	France	Maran Gas Andros	Freeport, Texas	3,676,291	
3/19/2022	Freeport LNG Expansion, L.P.	Freeport LNG Expansion, L.P. and FLNG Liquefaction, LLC	2010-161-LNG	Long-Term	Croatia	Corcovado LNG	Freeport, Texas	3,357,766	
3/20/2022	Freeport LNG Expansion, L.P.	Freeport LNG Expansion, L.P. and FLNG Liquefaction, LLC	2010-161-LNG	Long-Term	United Kingdom	Prism Brilliance	Freeport, Texas	3,812,974	
3/21/2022	Freeport LNG Expansion, L.P.	Freeport LNG Expansion, L.P. and FLNG Liquefaction, LLC	2010-161-LNG	Long-Term	Belgium	British Listener	Freeport, Texas	3,586,787	
3/24/2022	Freeport LNG Expansion, L.P.	Freeport LNG Expansion, L.P. and FLNG Liquefaction, LLC	2010-161-LNG	Long-Term	Brazil	Gaslog Salem	Freeport, Texas	2,235,507	
3/26/2022	Freeport LNG Expansion, L.P.	Freeport LNG Expansion, L.P. and FLNG Liquefaction, LLC	2010-161-LNG	Long-Term	France	Flex Rainbow	Freeport, Texas	3,641,533	[S]
3/27/2022	Freeport LNG Expansion, L.P.	Freeport LNG Expansion, L.P. and FLNG Liquefaction, LLC	2010-160-LNG	Long-Term	South Korea	Gaslog Shanghai	Freeport, Texas	1,653,118	[S]
3/29/2022	Freeport LNG Expansion, L.P.	Freeport LNG Expansion, L.P. and FLNG Liquefaction, LLC	2010-161-LNG	Long-Term	United Kingdom	Transgas Force	Freeport, Texas	3,657,072	
3/30/2022	Freeport LNG Expansion, L.P.	Freeport LNG Expansion, L.P. and FLNG Liquefaction, LLC	2010-161-LNG	Long-Term	China	Prism Agility	Freeport, Texas	3,817,892	
3/31/2022	Freeport LNG Expansion, L.P.	Freeport LNG Expansion, L.P. and FLNG Liquefaction, LLC	2010-161-LNG	Long-Term	Spain	British Contributor	Freeport, Texas	2,316,022	
4/2/2022	Freeport LNG Expansion, L.P.	Freeport LNG Expansion, L.P. and FLNG Liquefaction, LLC	2010-161-LNG	Long-Term	Netherlands	LNG Schneeweisschen	Freeport, Texas	3,838,762	
4/3/2022	Freeport LNG Expansion, L.P.	Freeport LNG Expansion, L.P. and FLNG Liquefaction, LLC	2010-161-LNG	Long-Term	Italy	Flex Aurora	Freeport, Texas	2,923,520	
4/5/2022	Freeport LNG Expansion, L.P.	Freeport LNG Expansion, L.P. and FLNG Liquefaction, LLC	2010-161-LNG	Long-Term	Netherlands	British Achiever	Freeport, Texas	3,474,060	
4/8/2022	Freeport LNG Expansion, L.P.	Freeport LNG Expansion, L.P. and FLNG Liquefaction, LLC	2010-161-LNG	Long-Term	France	Yiannis	Freeport, Texas	3,090,918	
4/10/2022	Freeport LNG Expansion, L.P.	Freeport LNG Expansion, L.P. and FLNG Liquefaction, LLC	2010-161-LNG	Long-Term	Netherlands	LNG Rosenrot	Freeport, Texas	3,207,035	
4/12/2022	Freeport LNG Expansion, L.P.	Freeport LNG Expansion, L.P. and FLNG Liquefaction, LLC	2010-161-LNG	Long-Term	France	Oogir	Freeport, Texas	2,689,142	

[S] Spot – a one-time transaction for near-term delivery of a specific quantity of LNG at a specific location. Spot cargos could be included in either long-term or short-term authorized types.

[\*] Split cargo – a single shipment of LNG where portions of the cargo have different transactional characteristics. For instance, a single cargo can have more than one buyer, supplier, price, unloading port, loading port, or DOE authorization.

[C] Commissioning cargo – pre-commercial cargo loaded while export facility operations are still undergoing final testing and inspection. Commissioning cargos may occur multiple times for the same facility as individual LNG trains enter service.

Countries of destination are current as of publication date. Any updates to countries of destination reported will be published in the next scheduled LNG Monthly.

**VESSEL-BORNE EXPORTS OF DOMESTICALLY-PRODUCED LIQUEFIED NATURAL GAS (LNG)**

Table 2a(v)

Date of Departure	Name of Exporter	Supplier	Docket Number	Docket Term	Country of Destination	Name of Tanker	Departure Terminal	Volume (Mcf of Natural Gas)	Notes
4/14/2022	Freeport LNG Expansion, L.P.	Freeport LNG Expansion, L.P. and FLNG Liquefaction, LLC	2010-161-LNG	Long-Term	Poland	BW Magnolia	Freeport, Texas	3,660,907	
4/16/2022	Freeport LNG Expansion, L.P.	Freeport LNG Expansion, L.P. and FLNG Liquefaction, LLC	2010-161-LNG	Long-Term	France	Creole Spirit	Freeport, Texas	3,426,693	[S],[C]
4/20/2022	Freeport LNG Expansion, L.P.	Freeport LNG Expansion, L.P. and FLNG Liquefaction, LLC	2010-160-LNG	Long-Term	South Korea	Diamond Gas Metropolis	Freeport, Texas	3,144,646	
4/22/2022	Freeport LNG Expansion, L.P.	Freeport LNG Expansion, L.P. and FLNG Liquefaction, LLC	2010-161-LNG	Long-Term	Lithuania	Aristidis I	Freeport, Texas	3,300,728	
4/24/2022	Freeport LNG Expansion, L.P.	Freeport LNG Expansion, L.P. and FLNG Liquefaction, LLC	2010-161-LNG	Long-Term	Japan	Maran Gas Andros	Freeport, Texas	2,558,691	
4/25/2022	Freeport LNG Expansion, L.P.	Freeport LNG Expansion, L.P. and FLNG Liquefaction, LLC	2010-160-LNG	Long-Term	Panama	Point Fortin	Freeport, Texas	776,887	
4/26/2022	Freeport LNG Expansion, L.P.	Freeport LNG Expansion, L.P. and FLNG Liquefaction, LLC	2010-161-LNG	Long-Term	France	Cool Runner	Freeport, Texas	1,070,502	
4/27/2022	Freeport LNG Expansion, L.P.	Freeport LNG Expansion, L.P. and FLNG Liquefaction, LLC	2010-161-LNG	Long-Term	France	Golar Crystal	Freeport, Texas	1,107,136	
4/29/2022	Freeport LNG Expansion, L.P.	Freeport LNG Expansion, L.P. and FLNG Liquefaction, LLC	2010-161-LNG	Long-Term	Spain	British Contributor	Freeport, Texas	1,015,564	
5/2/2022	Freeport LNG Expansion, L.P.	Freeport LNG Expansion, L.P. and FLNG Liquefaction, LLC	2010-160-LNG	Long-Term	South Korea	Prism Courage	Freeport, Texas	3,616,673	
5/3/2022	Freeport LNG Expansion, L.P.	Freeport LNG Expansion, L.P. and FLNG Liquefaction, LLC	2010-161-LNG	Long-Term	Spain	Corcovado LNG	Freeport, Texas	3,358,722	
5/6/2022	Freeport LNG Expansion, L.P.	Freeport LNG Expansion, L.P. and FLNG Liquefaction, LLC	2010-161-LNG	Long-Term	France	Elisa Larus	Freeport, Texas	3,682,036	
5/7/2022	Freeport LNG Expansion, L.P.	Freeport LNG Expansion, L.P. and FLNG Liquefaction, LLC	2010-161-LNG	Long-Term	Greece	BW Lesmes	Freeport, Texas	3,119,628	
5/9/2022	Freeport LNG Expansion, L.P.	Freeport LNG Expansion, L.P. and FLNG Liquefaction, LLC	2010-161-LNG	Long-Term	Argentina	Hellas Diana	Freeport, Texas	3,300,987	[*]
5/9/2022	Freeport LNG Expansion, L.P.	Freeport LNG Expansion, L.P. and FLNG Liquefaction, LLC	2010-161-LNG	Long-Term	Brazil	Hellas Diana	Freeport, Texas	207,603	[*]
5/10/2022	Freeport LNG Expansion, L.P.	Freeport LNG Expansion, L.P. and FLNG Liquefaction, LLC	2010-161-LNG	Long-Term	Italy	Orion Star	Freeport, Texas	3,699,428	
5/11/2022	Freeport LNG Expansion, L.P.	Freeport LNG Expansion, L.P. and FLNG Liquefaction, LLC	2010-161-LNG	Long-Term	Netherlands	Qogir	Freeport, Texas	3,723,405	
5/13/2022	Freeport LNG Expansion, L.P.	Freeport LNG Expansion, L.P. and FLNG Liquefaction, LLC	2010-161-LNG	Long-Term	Brazil	LNG Schneeweissen	Freeport, Texas	3,848,180	
5/16/2022	Freeport LNG Expansion, L.P.	Freeport LNG Expansion, L.P. and FLNG Liquefaction, LLC	2010-161-LNG	Long-Term	Spain	British Contributor	Freeport, Texas	2,718,435	
5/17/2022	Freeport LNG Expansion, L.P.	Freeport LNG Expansion, L.P. and FLNG Liquefaction, LLC	2010-161-LNG	Long-Term	Japan	Sohshu Maru	Freeport, Texas	3,680,614	
5/19/2022	Freeport LNG Expansion, L.P.	Freeport LNG Expansion, L.P. and FLNG Liquefaction, LLC	2010-161-LNG	Long-Term	France	BW Tulip	Freeport, Texas	3,651,018	
5/20/2022	Freeport LNG Expansion, L.P.	Freeport LNG Expansion, L.P. and FLNG Liquefaction, LLC	2010-160-LNG	Long-Term	South Korea	Prism Brilliance	Freeport, Texas	3,419,686	
5/22/2022	Freeport LNG Expansion, L.P.	Freeport LNG Expansion, L.P. and FLNG Liquefaction, LLC	2010-161-LNG	Long-Term	Spain	BW Magnolia	Freeport, Texas	3,645,685	
5/23/2022	Freeport LNG Expansion, L.P.	Freeport LNG Expansion, L.P. and FLNG Liquefaction, LLC	2010-161-LNG	Long-Term	Argentina	Creole Spirit	Freeport, Texas	3,333,792	[*],[S]
5/23/2022	Freeport LNG Expansion, L.P.	Freeport LNG Expansion, L.P. and FLNG Liquefaction, LLC	2010-161-LNG	Long-Term	Brazil	Creole Spirit	Freeport, Texas	206,271	[*],[S]
5/25/2022	Freeport LNG Expansion, L.P.	Freeport LNG Expansion, L.P. and FLNG Liquefaction, LLC	2010-161-LNG	Long-Term	Argentina	Cubal	Freeport, Texas	2,090,464	[*]
5/25/2022	Freeport LNG Expansion, L.P.	Freeport LNG Expansion, L.P. and FLNG Liquefaction, LLC	2010-161-LNG	Long-Term	Brazil	Cubal	Freeport, Texas	1,267,713	[*]
5/27/2022	Freeport LNG Expansion, L.P.	Freeport LNG Expansion, L.P. and FLNG Liquefaction, LLC	2010-161-LNG	Long-Term	Netherlands	British Listener	Freeport, Texas	3,648,919	
5/29/2022	Freeport LNG Expansion, L.P.	Freeport LNG Expansion, L.P. and FLNG Liquefaction, LLC	2010-161-LNG	Long-Term	Lithuania	Transgas Power	Freeport, Texas	3,722,010	
5/30/2022	Freeport LNG Expansion, L.P.	Freeport LNG Expansion, L.P. and FLNG Liquefaction, LLC	2010-161-LNG	Long-Term	Argentina	Flex Constellation	Freeport, Texas	2,135,982	[*]

[S] Spot – a one-time transaction for near-term delivery of a specific quantity of LNG at a specific location. Spot cargos could be included in either long-term or short-term authorized types.

[\*] Split cargo – a single shipment of LNG where portions of the cargo have different transactional characteristics. For instance, a single cargo can have more than one buyer, supplier, price, unloading port, loading port, or DOE authorization.

[C] Commissioning cargo – pre-commercial cargo loaded while export facility operations are still undergoing final testing and inspection. Commissioning cargos may occur multiple times for the same facility as individual LNG trains enter service.

Countries of destination are current as of publication date. Any updates to countries of destination reported will be published in the next scheduled LNG Monthly.

**VESSEL-BORNE EXPORTS OF DOMESTICALLY-PRODUCED LIQUEFIED NATURAL GAS (LNG)**

Table 2a(v)

Date of Departure	Name of Exporter	Supplier	Docket Number	Docket Term	Country of Destination	Name of Tanker	Departure Terminal	Volume (Mcf of Natural Gas)	Notes
5/30/2022	Freeport LNG Expansion, L.P.	Freeport LNG Expansion, L.P. and FLNG Liquefaction, LLC	2010-161-LNG	Long-Term	Brazil	Flex Constellation	Freeport, Texas	1,404,252	[*]
6/1/2022	Freeport LNG Expansion, L.P.	Freeport LNG Expansion, L.P. and FLNG Liquefaction, LLC	2010-161-LNG	Long-Term	France	Nohshu Maru	Freeport, Texas	3,676,786	
6/3/2022	Freeport LNG Expansion, L.P.	Freeport LNG Expansion, L.P. and FLNG Liquefaction, LLC	2010-161-LNG	Long-Term	Thailand	BW Pavilion Aranthera	Freeport, Texas	3,539,457	
6/4/2022	Freeport LNG Expansion, L.P.	Freeport LNG Expansion, L.P. and FLNG Liquefaction, LLC	2010-160-LNG	Long-Term	South Korea	Prism Agility	Freeport, Texas	3,489,160	
6/6/2022	Freeport LNG Expansion, L.P.	Freeport LNG Expansion, L.P. and FLNG Liquefaction, LLC	2010-160-LNG	Long-Term	Mexico	British Sapphire	Freeport, Texas	3,292,316	
6/7/2022	Freeport LNG Expansion, L.P.	Freeport LNG Expansion, L.P. and FLNG Liquefaction, LLC	2010-161-LNG	Long-Term	Belgium	Corcovado LNG	Freeport, Texas	3,325,489	
<b>TOTAL Exports of LNG from Freeport</b>								<b>301,007,640</b>	

[S] Spot – a one-time transaction for near-term delivery of a specific quantity of LNG at a specific location. Spot cargos could be included in either long-term or short-term authorized types.

[\*] Split cargo – a single shipment of LNG where portions of the cargo have different transactional characteristics. For instance, a single cargo can have more than one buyer, supplier, price, unloading port, loading port, or DOE authorization.

[C] Commissioning cargo – pre-commercial cargo loaded while export facility operations are still undergoing final testing and inspection. Commissioning cargos may occur multiple times for the same facility as individual LNG trains enter service.

Countries of destination are current as of publication date. Any updates to countries of destination reported will be published in the next scheduled LNG Monthly.

**VESSEL-BORNE EXPORTS OF DOMESTICALLY-PRODUCED LIQUEFIED NATURAL GAS (LNG)**

Table 2a(vi)

Date of Departure	Name of Exporter	Supplier	Docket Number	Docket Term	Country of Destination	Name of Tanker	Departure Terminal	Volume (Mcf of Natural Gas)	Notes
1/7/2022	Southern LNG Company, L.L.C.	Shell NA LNG LLC	2012-54-LNG	Long-Term	Colombia	Bilbao Knutsen	Elba Island, Georgia	485,631	
1/20/2022	Southern LNG Company, L.L.C.	Shell NA LNG LLC	2012-100-LNG	Long-Term	Croatia	Gaslog Gladstone	Elba Island, Georgia	2,828,364	
1/23/2022	Southern LNG Company, L.L.C.	Shell NA LNG LLC	2012-100-LNG	Long-Term	France	Bilbao Knutsen	Elba Island, Georgia	2,961,212	
2/5/2022	Southern LNG Company, L.L.C.	Shell NA LNG LLC	2012-100-LNG	Long-Term	Brazil	Gaslog Gibraltar	Elba Island, Georgia	3,692,485	
2/8/2022	Southern LNG Company, L.L.C.	Shell NA LNG LLC	2012-100-LNG	Long-Term	Malta	Methane Princess	Elba Island, Georgia	2,345,260	
2/13/2022	Southern LNG Company, L.L.C.	Shell NA LNG LLC	2012-100-LNG	Long-Term	Turkey	LNGSHIPS Manhattan	Elba Island, Georgia	3,588,842	
3/1/2022	Southern LNG Company, L.L.C.	Shell NA LNG LLC	2012-54-LNG	Long-Term	Singapore	Solaris	Elba Island, Georgia	2,900,472	
3/19/2022	Southern LNG Company, L.L.C.	Shell NA LNG LLC	2012-100-LNG	Long-Term	Spain	Gaslog Windsor	Elba Island, Georgia	3,491,245	
3/24/2022	Southern LNG Company, L.L.C.	Shell NA LNG LLC	2012-100-LNG	Long-Term	Lithuania	Hispania Spirit	Elba Island, Georgia	2,272,874	
4/1/2022	Southern LNG Company, L.L.C.	Shell NA LNG LLC	2012-100-LNG	Long-Term	Lithuania	Traiano Knutsen	Elba Island, Georgia	3,555,709	
4/18/2022	Southern LNG Company, L.L.C.	Shell NA LNG LLC	2012-100-LNG	Long-Term	France	Magdala	Elba Island, Georgia	3,693,983	
4/30/2022	Southern LNG Company, L.L.C.	Shell NA LNG LLC	2012-100-LNG	Long-Term	Spain	BW Pavilion Aranda	Elba Island, Georgia	3,538,321	
5/2/2022	Southern LNG Company, L.L.C.	Shell NA LNG LLC	2012-100-LNG	Long-Term	Netherlands	Golar Seal	Elba Island, Georgia	3,290,442	
5/30/2022	Southern LNG Company, L.L.C.	Shell NA LNG LLC	2012-100-LNG	Long-Term	France	Flex Rainbow	Elba Island, Georgia	3,656,141	
6/10/2022	Southern LNG Company, L.L.C.	Shell NA LNG LLC	2012-100-LNG	Long-Term	Spain	Malanje	Elba Island, Georgia	3,427,232	
6/17/2022	Southern LNG Company, L.L.C.	Shell NA LNG LLC	2012-100-LNG	Long-Term	Netherlands	Maran Gas Pericles	Elba Island, Georgia	3,562,432	
6/25/2022	Southern LNG Company, L.L.C.	Shell NA LNG LLC	2012-100-LNG	Long-Term	France	BW Lilac	Elba Island, Georgia	3,698,594	
7/13/2022	Southern LNG Company, L.L.C.	Shell NA LNG LLC	2012-100-LNG	Long-Term	Netherlands	Gaslog Gladstone	Elba Island, Georgia	3,614,525	
7/24/2022	Southern LNG Company, L.L.C.	Shell NA LNG LLC	2012-100-LNG	Long-Term	France	Sestao Knutsen	Elba Island, Georgia	2,948,692	
7/28/2022	Southern LNG Company, L.L.C.	Shell NA LNG LLC	2012-100-LNG	Long-Term	Kuwait	Seapack Hispania	Elba Island, Georgia	2,536,514	
8/10/2022	Southern LNG Company, L.L.C.	Shell NA LNG LLC	2012-100-LNG	Long-Term	Italy	Maran Gas Achilles	Elba Island, Georgia	2,012,370	
8/19/2022	Southern LNG Company, L.L.C.	Shell NA LNG LLC	2012-100-LNG	Long-Term	Italy	Kool Baltic	Elba Island, Georgia	3,623,431	
8/31/2022	Southern LNG Company, L.L.C.	Shell NA LNG LLC	2012-100-LNG	Long-Term	Netherlands	Methane Becki Anne	Elba Island, Georgia	3,570,962	
9/10/2022	Southern LNG Company, L.L.C.	Shell NA LNG LLC	2012-100-LNG	Long-Term	Italy	Maran Gas Achilles	Elba Island, Georgia	1,175,598	
9/15/2022	Southern LNG Company, L.L.C.	Shell NA LNG LLC	2012-100-LNG	Long-Term	Netherlands	Seapeak Hispania	Elba Island, Georgia	2,860,218	
9/19/2022	Southern LNG Company, L.L.C.	Shell NA LNG LLC	2012-100-LNG	Long-Term	United Kingdom	Methane Mickie Harper	Elba Island, Georgia	2,055,350	
9/25/2022	Southern LNG Company, L.L.C.	Shell NA LNG LLC	2012-100-LNG	Long-Term	Netherlands	Murex	Elba Island, Georgia	3,650,053	
<b>TOTAL Exports of LNG from Elba Island</b>								<b>81,036,952</b>	

[S] **Spot** – a one-time transaction for near-term delivery of a specific quantity of LNG at a specific location. Spot cargos could be included in either long-term or short-term authorized types.  
 [\*] **Split cargo** – a single shipment of LNG where portions of the cargo have different transactional characteristics. For instance, a single cargo can have more than one buyer, supplier, price, unloading port, loading port, or DOE authorization.  
 [C] **Commissioning cargo** – pre-commercial cargo loaded while export facility operations are still undergoing final testing and inspection. Commissioning cargos may occur multiple times for the same facility as individual LNG trains enter service.  
 Countries of destination are current as of publication date. Any updates to countries of destination reported will be published in the next scheduled *LNG Monthly*.

**VESSEL-BORNE EXPORTS OF DOMESTICALLY-PRODUCED LIQUEFIED NATURAL GAS (LNG)**

Table 2a(vi)

Date of Departure	Name of Exporter	Supplier	Docket Number	Docket Term	Country of Destination	Name of Tanker	Departure Terminal	Volume (Mcf of Natural Gas)	Notes
3/1/2022	Venture Global Calcasieu Pass, LLC	Venture Global Calcasieu Pass, LLC	2015-25-LNG	Long-Term	France	Yiannis	Cameron, Louisiana	3,693,172	[C]
3/9/2022	Venture Global Calcasieu Pass, LLC	Venture Global Calcasieu Pass, LLC	2015-25-LNG	Long-Term	United Kingdom	Vivirt City LNG	Cameron, Louisiana	3,707,987	[C]
3/17/2022	Venture Global Calcasieu Pass, LLC	Venture Global Calcasieu Pass, LLC	2015-25-LNG	Long-Term	Japan	Nohshu Maru	Cameron, Louisiana	3,451,299	[C]
3/24/2022	Venture Global Calcasieu Pass, LLC	Venture Global Calcasieu Pass, LLC	2015-25-LNG	Long-Term	Italy	Stena Crystal Sky	Cameron, Louisiana	3,701,555	[C]
3/29/2022	Venture Global Calcasieu Pass, LLC	Venture Global Calcasieu Pass, LLC	2015-25-LNG	Long-Term	France	Elisa Larus	Cameron, Louisiana	3,638,615	[S],[C]
4/8/2022	Venture Global Calcasieu Pass, LLC	Venture Global Calcasieu Pass, LLC	2015-25-LNG	Long-Term	Italy	LNG Enterprise	Cameron, Louisiana	3,448,362	[S],[C]
4/13/2022	Venture Global Calcasieu Pass, LLC	Venture Global Calcasieu Pass, LLC	2015-25-LNG	Long-Term	China	MOL Hestia	Cameron, Louisiana	3,673,246	[C]
4/19/2022	Venture Global Calcasieu Pass, LLC	Venture Global Calcasieu Pass, LLC	2015-25-LNG	Long-Term	Argentina	Vivirt City LNG	Cameron, Louisiana	2,219,287	[*],[C]
4/19/2022	Venture Global Calcasieu Pass, LLC	Venture Global Calcasieu Pass, LLC	2015-25-LNG	Long-Term	Spain	Vivirt City LNG	Cameron, Louisiana	1,499,754	[*],[C]
4/26/2022	Venture Global Calcasieu Pass, LLC	Venture Global Calcasieu Pass, LLC	2015-25-LNG	Long-Term	Poland	Maran Gas Apollonia	Cameron, Louisiana	3,454,531	[S],[C]
4/29/2022	Venture Global Calcasieu Pass, LLC	Venture Global Calcasieu Pass, LLC	2013-69-LNG	Long-Term	Panama	BW Pavilion Vanda	Cameron, Louisiana	759,480	[*],[C]
4/29/2022	Venture Global Calcasieu Pass, LLC	Venture Global Calcasieu Pass, LLC	2015-25-LNG	Long-Term	France	BW Pavilion Vanda	Cameron, Louisiana	2,683,329	[*],[C]
5/4/2022	Venture Global Calcasieu Pass, LLC	Venture Global Calcasieu Pass, LLC	2015-25-LNG	Long-Term	Brazil	Hoegh Esperanza	Cameron, Louisiana	3,581,092	[S],[C]
5/10/2022	Venture Global Calcasieu Pass, LLC	Venture Global Calcasieu Pass, LLC	2015-25-LNG	Long-Term	France	Shinshu Maru	Cameron, Louisiana	3,686,850	[C]
5/16/2022	Venture Global Calcasieu Pass, LLC	Venture Global Calcasieu Pass, LLC	2015-25-LNG	Long-Term	Italy	Flex Endeavor	Cameron, Louisiana	3,667,755	[C]
5/20/2022	Venture Global Calcasieu Pass, LLC	Venture Global Calcasieu Pass, LLC	2015-25-LNG	Long-Term	Italy	Grace Dahlia	Cameron, Louisiana	3,740,609	[C]
5/24/2022	Venture Global Calcasieu Pass, LLC	Venture Global Calcasieu Pass, LLC	2015-25-LNG	Long-Term	Netherlands	Aristidis I	Cameron, Louisiana	3,664,611	[S],[C]
5/29/2022	Venture Global Calcasieu Pass, LLC	Venture Global Calcasieu Pass, LLC	2015-25-LNG	Long-Term	Poland	Golar Seal	Cameron, Louisiana	3,414,211	[C]
5/31/2022	Venture Global Calcasieu Pass, LLC	Venture Global Calcasieu Pass, LLC	2015-25-LNG	Long-Term	France	BW Brussels	Cameron, Louisiana	1,989,768	[*],[S],[C]
5/31/2022	Venture Global Calcasieu Pass, LLC	Venture Global Calcasieu Pass, LLC	2015-25-LNG	Long-Term	Greece	BW Brussels	Cameron, Louisiana	1,477,801	[*],[S],[C]
6/3/2022	Venture Global Calcasieu Pass, LLC	Venture Global Calcasieu Pass, LLC	2015-25-LNG	Long-Term	Poland	Maran Gas Apollonia	Cameron, Louisiana	3,452,736	[C]
6/6/2022	Venture Global Calcasieu Pass, LLC	Venture Global Calcasieu Pass, LLC	2015-25-LNG	Long-Term	Poland	Flex Aurora	Cameron, Louisiana	3,644,520	[S],[C]
6/10/2022	Venture Global Calcasieu Pass, LLC	Venture Global Calcasieu Pass, LLC	2013-69-LNG	Long-Term	Colombia	Tristar Ruby	Cameron, Louisiana	911,888	[S],[*],[C]
6/10/2022	Venture Global Calcasieu Pass, LLC	Venture Global Calcasieu Pass, LLC	2015-25-LNG	Long-Term	Argentina	Tristar Ruby	Cameron, Louisiana	2,363,887	[S],[*],[C]
6/12/2022	Venture Global Calcasieu Pass, LLC	Venture Global Calcasieu Pass, LLC	2015-25-LNG	Long-Term	Argentina	Vivit Americas Lng	Cameron, Louisiana	2,265,397	[*],[C]
6/12/2022	Venture Global Calcasieu Pass, LLC	Venture Global Calcasieu Pass, LLC	2015-25-LNG	Long-Term	Brazil	Vivit Americas Lng	Cameron, Louisiana	1,440,237	[*],[C]
6/15/2022	Venture Global Calcasieu Pass, LLC	Venture Global Calcasieu Pass, LLC	2015-25-LNG	Long-Term	Argentina	Seapeak Magellan	Cameron, Louisiana	2,173,174	[S],[*],[C]
6/15/2022	Venture Global Calcasieu Pass, LLC	Venture Global Calcasieu Pass, LLC	2015-25-LNG	Long-Term	Brazil	Seapeak Magellan	Cameron, Louisiana	1,100,703	[S],[*],[C]
6/18/2022	Venture Global Calcasieu Pass, LLC	Venture Global Calcasieu Pass, LLC	2015-25-LNG	Long-Term	France	Palu LNG	Cameron, Louisiana	3,212,261	[S],[C]
6/20/2022	Venture Global Calcasieu Pass, LLC	Venture Global Calcasieu Pass, LLC	2015-25-LNG	Long-Term	China	MOL Hestia	Cameron, Louisiana	3,662,664	[C]
6/24/2022	Venture Global Calcasieu Pass, LLC	Venture Global Calcasieu Pass, LLC	2015-25-LNG	Long-Term	Thailand	Gaslog Glasgow	Cameron, Louisiana	3,380,055	[C]
6/26/2022	Venture Global Calcasieu Pass, LLC	Venture Global Calcasieu Pass, LLC	2015-25-LNG	Long-Term	Argentina	Methane Heather Sally	Cameron, Louisiana	2,214,006	[S],[C]
6/29/2022	Venture Global Calcasieu Pass, LLC	Venture Global Calcasieu Pass, LLC	2015-25-LNG	Long-Term	Argentina	Hellas Athina	Cameron, Louisiana	2,296,387	[S],[C]
7/4/2022	Venture Global Calcasieu Pass, LLC	Venture Global Calcasieu Pass, LLC	2013-69-LNG	Long-Term	South Korea	Maran Gas Vergina	Cameron, Louisiana	3,559,771	[S],[C]
7/6/2022	Venture Global Calcasieu Pass, LLC	Venture Global Calcasieu Pass, LLC	2015-25-LNG	Long-Term	Poland	Golar Seal	Cameron, Louisiana	3,420,121	[C]
7/7/2022	Venture Global Calcasieu Pass, LLC	Venture Global Calcasieu Pass, LLC	2015-25-LNG	Long-Term	Argentina	Point Fortin	Cameron, Louisiana	2,139,761	[S],[C]
7/10/2022	Venture Global Calcasieu Pass, LLC	Venture Global Calcasieu Pass, LLC	2015-25-LNG	Long-Term	France	Yiannis	Cameron, Louisiana	3,467,713	[C]
7/13/2022	Venture Global Calcasieu Pass, LLC	Venture Global Calcasieu Pass, LLC	2015-25-LNG	Long-Term	Argentina	Transgas Power	Cameron, Louisiana	2,216,716	[S],[C]
7/15/2022	Venture Global Calcasieu Pass, LLC	Venture Global Calcasieu Pass, LLC	2013-69-LNG	Long-Term	South Korea	Seapeak Creole	Cameron, Louisiana	3,362,901	[S],[C]
7/18/2022	Venture Global Calcasieu Pass, LLC	Venture Global Calcasieu Pass, LLC	2015-25-LNG	Long-Term	Poland	Maran Gas Apollonia	Cameron, Louisiana	3,452,614	[C]
7/23/2022	Venture Global Calcasieu Pass, LLC	Venture Global Calcasieu Pass, LLC	2015-25-LNG	Long-Term	Netherlands	Grace Dahlia	Cameron, Louisiana	3,726,751	[C]
7/25/2022	Venture Global Calcasieu Pass, LLC	Venture Global Calcasieu Pass, LLC	2015-25-LNG	Long-Term	Argentina	Global Star	Cameron, Louisiana	2,211,922	[S],[C]
7/28/2022	Venture Global Calcasieu Pass, LLC	Venture Global Calcasieu Pass, LLC	2015-25-LNG	Long-Term	Spain	Kool Baltic	Cameron, Louisiana	3,368,980	[C]
7/30/2022	Venture Global Calcasieu Pass, LLC	Venture Global Calcasieu Pass, LLC	2015-25-LNG	Long-Term	France	Seapeak Magellan	Cameron, Louisiana	2,212,428	[S],[C]
8/2/2022	Venture Global Calcasieu Pass, LLC	Venture Global Calcasieu Pass, LLC	2015-25-LNG	Long-Term	China	Flex Endeavor	Cameron, Louisiana	3,654,707	[C]

[S] Spot – a one-time transaction for near-term delivery of a specific quantity of LNG at a specific location. Spot cargos could be included in either long-term or short-term authorized types.  
 [\*] Split cargo – a single shipment of LNG where portions of the cargo have different transactional characteristics. For instance, a single cargo can have more than one buyer, supplier, price, unloading port, loading port, or DOE authorization.  
 [C] Commissioning cargo – pre-commercial cargo loaded while export facility operations are still undergoing final testing and inspection. Commissioning cargos may occur multiple times for the same facility as individual LNG trains enter service.  
 Countries of destination are current as of publication date. Any updates to countries of destination reported will be published in the next scheduled *LNG Monthly*.



## VESSEL-BORNE EXPORTS OF DOMESTICALLY-PRODUCED LIQUEFIED NATURAL GAS (LNG)

Table 2a(vi)

Date of Departure	Name of Exporter	Supplier	Docket Number	Docket Term	Country of Destination	Name of Tanker	Departure Terminal	Volume (Mcf of Natural Gas)	Notes
8/3/2022	Venture Global Calcasieu Pass, LLC	Venture Global Calcasieu Pass, LLC	2015-25-LNG	Long-Term	Argentina	Methane Heather Sally	Cameron, Louisiana	2,202,354	[S],[C]
8/9/2022	Venture Global Calcasieu Pass, LLC	Venture Global Calcasieu Pass, LLC	2015-25-LNG	Long-Term	Croatia	LNG Endurance	Cameron, Louisiana	3,682,732	[C]
8/12/2022	Venture Global Calcasieu Pass, LLC	Venture Global Calcasieu Pass, LLC	2013-69-LNG	Long-Term	South Korea	Diamond Gas Victoria	Cameron, Louisiana	3,414,774	[C]
8/15/2022	Venture Global Calcasieu Pass, LLC	Venture Global Calcasieu Pass, LLC	2015-25-LNG	Long-Term	France	Elisa Aquila	Cameron, Louisiana	1,773,576	[S],[*],[C]
8/15/2022	Venture Global Calcasieu Pass, LLC	Venture Global Calcasieu Pass, LLC	2015-25-LNG	Long-Term	Greece	Elisa Aquila	Cameron, Louisiana	1,691,144	[S],[*],[C]
8/18/2022	Venture Global Calcasieu Pass, LLC	Venture Global Calcasieu Pass, LLC	2015-25-LNG	Long-Term	Poland	Golar Seal	Cameron, Louisiana	3,418,167	[C]
8/21/2022	Venture Global Calcasieu Pass, LLC	Venture Global Calcasieu Pass, LLC	2015-25-LNG	Long-Term	Greece	La Seine	Cameron, Louisiana	3,464,842	[C]
8/25/2022	Venture Global Calcasieu Pass, LLC	Venture Global Calcasieu Pass, LLC	2015-25-LNG	Long-Term	Italy	Vivirt City LNG	Cameron, Louisiana	3,677,729	[C]
8/29/2022	Venture Global Calcasieu Pass, LLC	Venture Global Calcasieu Pass, LLC	2015-25-LNG	Long-Term	Netherlands	Maran Gas Delphi	Cameron, Louisiana	3,371,953	[C]
8/31/2022	Venture Global Calcasieu Pass, LLC	Venture Global Calcasieu Pass, LLC	2015-25-LNG	Long-Term	United Kingdom	Golar Glacier	Cameron, Louisiana	3,417,920	[C]
9/4/2022	Venture Global Calcasieu Pass, LLC	Venture Global Calcasieu Pass, LLC	2015-25-LNG	Long-Term	Netherlands	Elisa Larus	Cameron, Louisiana	3,467,975	[S],[C]
9/7/2022	Venture Global Calcasieu Pass, LLC	Venture Global Calcasieu Pass, LLC	2015-25-LNG	Long-Term	China	MOL Hestia	Cameron, Louisiana	3,659,591	[C]
9/9/2022	Venture Global Calcasieu Pass, LLC	Venture Global Calcasieu Pass, LLC	2015-25-LNG	Long-Term	France	Yiannis	Cameron, Louisiana	3,466,893	[C]
9/12/2022	Venture Global Calcasieu Pass, LLC	Venture Global Calcasieu Pass, LLC	2015-25-LNG	Long-Term	France	Adamastos	Cameron, Louisiana	3,417,101	[C]
9/14/2022	Venture Global Calcasieu Pass, LLC	Venture Global Calcasieu Pass, LLC	2015-25-LNG	Long-Term	United Kingdom	Cool Runner	Cameron, Louisiana	3,422,739	[C]
9/17/2022	Venture Global Calcasieu Pass, LLC	Venture Global Calcasieu Pass, LLC	2015-25-LNG	Long-Term	United Kingdom	LNG Enterprise	Cameron, Louisiana	3,467,179	[C]
9/19/2022	Venture Global Calcasieu Pass, LLC	Venture Global Calcasieu Pass, LLC	2015-25-LNG	Long-Term	Italy	Orion Sun	Cameron, Louisiana	3,681,984	[C]
9/21/2022	Venture Global Calcasieu Pass, LLC	Venture Global Calcasieu Pass, LLC	2015-25-LNG	Long-Term	France	LNG Abuja II	Cameron, Louisiana	3,661,308	[C]
9/24/2022	Venture Global Calcasieu Pass, LLC	Venture Global Calcasieu Pass, LLC	2015-25-LNG	Long-Term	Poland	Golar Seal	Cameron, Louisiana	3,416,927	[C]
9/26/2022	Venture Global Calcasieu Pass, LLC	Venture Global Calcasieu Pass, LLC	2015-25-LNG	Long-Term	Kuwait	LNGShips Athena	Cameron, Louisiana	3,372,642	[C]
9/29/2022	Venture Global Calcasieu Pass, LLC	Venture Global Calcasieu Pass, LLC	2015-25-LNG	Long-Term	Poland	Maran Gas Apollonia	Cameron, Louisiana	3,439,884	[C]
<b>TOTAL Exports of LNG from Calcasieu Pass</b>								<b>198,655,028</b>	

[S] Spot – a one-time transaction for near-term delivery of a specific quantity of LNG at a specific location. Spot cargos could be included in either long-term or short-term authorized types.

[\*] Split cargo – a single shipment of LNG where portions of the cargo have different transactional characteristics. For instance, a single cargo can have more than one buyer, supplier, price, unloading port, loading port, or DOE authorization.

[C] Commissioning cargo – pre-commercial cargo loaded while export facility operations are still undergoing final testing and inspection. Commissioning cargos may occur multiple times for the same facility as individual LNG trains enter service.

Countries of destination are current as of publication date. Any updates to countries of destination reported will be published in the next scheduled *LNG Monthly*.

**VESSEL-BORNE EXPORTS OF DOMESTICALLY-PRODUCED LIQUEFIED NATURAL GAS (LNG) SHIPPED BY ISO CONTAINER**

Table 2b

Date of Departure	Name of Exporter	Supplier	Docket Number	Country of Destination	Name of Ocean Going Vessel	ISO Container Loading Facility & Location	U.S. Export Port or Terminal	Volume (Mcf of Natural Gas)	Notes
1/3/2022	American LNG Marketing LLC	Peninsula Energy Services Co	2014-209-LNG	Bahamas	Emerald Express	Haileah, Florida	Ft. Lauderdale, Florida	2,544	
1/3/2022	American LNG Marketing LLC	Peninsula Energy Services Co	2014-209-LNG	Haiti	Delphinus	Haileah, Florida	Ft. Lauderdale, Florida	4,240	
1/5/2022	American LNG Marketing LLC	Peninsula Energy Services Co	2014-209-LNG	Bahamas	Emerald Express	Haileah, Florida	Ft. Lauderdale, Florida	2,544	
1/6/2022	American LNG Marketing LLC	Peninsula Energy Services Co	2014-209-LNG	Barbados	Contship Air	Haileah, Florida	Ft. Lauderdale, Florida	6,784	
1/6/2022	American LNG Marketing LLC	Peninsula Energy Services Co	2014-209-LNG	Jamaica	NFE Clean Energy	Haileah, Florida	Ft. Lauderdale, Florida	27,136	
1/7/2022	American LNG Marketing LLC	Peninsula Energy Services Co	2014-209-LNG	Bahamas	Caribbean Express	Haileah, Florida	Ft. Lauderdale, Florida	3,392	
1/8/2022	American LNG Marketing LLC	Peninsula Energy Services Co	2014-209-LNG	Haiti	SLNC York	Haileah, Florida	Ft. Lauderdale, Florida	5,936	
1/10/2022	American LNG Marketing LLC	Peninsula Energy Services Co	2014-209-LNG	Bahamas	Bahamas Express	Haileah, Florida	Ft. Lauderdale, Florida	3,392	
1/10/2022	American LNG Marketing LLC	Peninsula Energy Services Co	2014-209-LNG	Bahamas	Florida Express	Haileah, Florida	Ft. Lauderdale, Florida	3,392	
1/12/2022	American LNG Marketing LLC	Peninsula Energy Services Co	2014-209-LNG	Bahamas	Grand Master II	Haileah, Florida	Ft. Lauderdale, Florida	1,696	
1/13/2022	American LNG Marketing LLC	Peninsula Energy Services Co	2014-209-LNG	Barbados	AS Laetitia	Haileah, Florida	Ft. Lauderdale, Florida	6,784	
1/14/2022	American LNG Marketing LLC	Peninsula Energy Services Co	2014-209-LNG	Bahamas	Cape Express	Haileah, Florida	Ft. Lauderdale, Florida	1,696	
1/15/2022	American LNG Marketing LLC	Peninsula Energy Services Co	2014-209-LNG	Haiti	Jan Caribe	Haileah, Florida	Ft. Lauderdale, Florida	2,544	
1/15/2022	American LNG Marketing LLC	Peninsula Energy Services Co	2014-209-LNG	Jamaica	NFE Clean Energy	Haileah, Florida	Ft. Lauderdale, Florida	27,136	
1/17/2022	American LNG Marketing LLC	Peninsula Energy Services Co	2014-209-LNG	Bahamas	Bahamas Express	Haileah, Florida	Ft. Lauderdale, Florida	2,544	
1/17/2022	American LNG Marketing LLC	Peninsula Energy Services Co	2014-209-LNG	Jamaica	Contship Pax	Haileah, Florida	Ft. Lauderdale, Florida	2,544	
1/19/2022	American LNG Marketing LLC	Peninsula Energy Services Co	2014-209-LNG	Bahamas	Grand Master II	Haileah, Florida	Ft. Lauderdale, Florida	848	
1/20/2022	American LNG Marketing LLC	Peninsula Energy Services Co	2014-209-LNG	Barbados	Contship Air	Haileah, Florida	Ft. Lauderdale, Florida	7,632	
1/21/2022	American LNG Marketing LLC	Peninsula Energy Services Co	2014-209-LNG	Bahamas	Sea Express	Haileah, Florida	Ft. Lauderdale, Florida	1,696	
1/23/2022	American LNG Marketing LLC	Peninsula Energy Services Co	2014-209-LNG	Haiti	Anna Maria	Haileah, Florida	Ft. Lauderdale, Florida	2,544	
1/23/2022	American LNG Marketing LLC	Peninsula Energy Services Co	2014-209-LNG	Jamaica	NFE Clean Energy	Haileah, Florida	Ft. Lauderdale, Florida	27,136	
1/25/2022	American LNG Marketing LLC	Peninsula Energy Services Co	2014-209-LNG	Bahamas	Florida Express	Haileah, Florida	Ft. Lauderdale, Florida	2,544	
1/26/2022	American LNG Marketing LLC	Peninsula Energy Services Co	2014-209-LNG	Bahamas	Grand Master II	Haileah, Florida	Ft. Lauderdale, Florida	1,696	
1/27/2022	American LNG Marketing LLC	Peninsula Energy Services Co	2014-209-LNG	Barbados	Hohebank	Haileah, Florida	Ft. Lauderdale, Florida	5,936	
1/28/2022	American LNG Marketing LLC	Peninsula Energy Services Co	2014-209-LNG	Bahamas	Bahamas Express	Haileah, Florida	Ft. Lauderdale, Florida	4,240	
1/31/2022	American LNG Marketing LLC	Peninsula Energy Services Co	2014-209-LNG	Bahamas	Caribbean Express	Haileah, Florida	Ft. Lauderdale, Florida	1,696	
1/31/2022	American LNG Marketing LLC	Peninsula Energy Services Co	2014-209-LNG	Haiti	Anna Maria	Haileah, Florida	Ft. Lauderdale, Florida	4,240	
2/2/2022	American LNG Marketing LLC	Peninsula Energy Services Co	2014-209-LNG	Bahamas	Grand Master II	Haileah, Florida	Ft. Lauderdale, Florida	848	
2/3/2022	American LNG Marketing LLC	Peninsula Energy Services Co	2014-209-LNG	Bahamas	Bahamas Express	Haileah, Florida	Ft. Lauderdale, Florida	2,544	
2/3/2022	American LNG Marketing LLC	Peninsula Energy Services Co	2014-209-LNG	Barbados	Contship Air	Haileah, Florida	Ft. Lauderdale, Florida	7,632	
2/4/2022	American LNG Marketing LLC	Peninsula Energy Services Co	2014-209-LNG	Bahamas	Sea Express	Haileah, Florida	Ft. Lauderdale, Florida	4,240	
2/7/2022	American LNG Marketing LLC	Peninsula Energy Services Co	2014-209-LNG	Bahamas	Sea Express	Haileah, Florida	Ft. Lauderdale, Florida	2,544	
2/7/2022	American LNG Marketing LLC	Peninsula Energy Services Co	2014-209-LNG	Jamaica	NFE Clean Energy	Haileah, Florida	Ft. Lauderdale, Florida	27,136	
2/9/2022	American LNG Marketing LLC	Peninsula Energy Services Co	2014-209-LNG	Bahamas	Grand Master II	Haileah, Florida	Ft. Lauderdale, Florida	1,696	
2/10/2022	American LNG Marketing LLC	Peninsula Energy Services Co	2014-209-LNG	Bahamas	Caribbean Express	Haileah, Florida	Ft. Lauderdale, Florida	3,392	
2/10/2022	American LNG Marketing LLC	Peninsula Energy Services Co	2014-209-LNG	Barbados	AS Laetitia	Haileah, Florida	Ft. Lauderdale, Florida	7,632	
2/11/2022	American LNG Marketing LLC	Peninsula Energy Services Co	2014-209-LNG	Jamaica	NFE Clean Energy	Haileah, Florida	Ft. Lauderdale, Florida	27,136	
2/16/2022	American LNG Marketing LLC	Peninsula Energy Services Co	2014-209-LNG	Bahamas	Vi-Nais	Haileah, Florida	Ft. Lauderdale, Florida	1,696	
2/16/2022	American LNG Marketing LLC	Peninsula Energy Services Co	2014-209-LNG	Haiti	Anna Maria	Haileah, Florida	Ft. Lauderdale, Florida	5,936	
2/18/2022	American LNG Marketing LLC	Peninsula Energy Services Co	2014-209-LNG	Bahamas	Cape Express	Haileah, Florida	Ft. Lauderdale, Florida	3,392	
2/18/2022	American LNG Marketing LLC	Peninsula Energy Services Co	2014-209-LNG	Bahamas	Eastwind	Haileah, Florida	Ft. Lauderdale, Florida	1,696	
2/18/2022	American LNG Marketing LLC	Peninsula Energy Services Co	2014-209-LNG	Barbados	Contship Air	Haileah, Florida	Ft. Lauderdale, Florida	8,480	
2/19/2022	American LNG Marketing LLC	Peninsula Energy Services Co	2014-209-LNG	Jamaica	NFE Clean Energy	Haileah, Florida	Ft. Lauderdale, Florida	27,136	
2/21/2022	American LNG Marketing LLC	Peninsula Energy Services Co	2014-209-LNG	Haiti	Delphinus	Haileah, Florida	Ft. Lauderdale, Florida	2,544	
2/22/2022	American LNG Marketing LLC	Peninsula Energy Services Co	2014-209-LNG	Bahamas	Florida Express	Haileah, Florida	Ft. Lauderdale, Florida	1,696	

[S] Spot – a one-time transaction for near-term delivery of a specific quantity of LNG at a specific location. Spot cargos could be included in either long-term or short-term authorized types.

[\*] Split cargo – a single shipment of LNG where portions of the cargo have different transactional characteristics. For instance, a single cargo can have more than one buyer, supplier, price, unloading port, loading port, or DOE authorization.

[C] Commissioning cargo – pre-commercial cargo loaded while export facility operations are still undergoing final testing and inspection. Commissioning cargos may occur multiple times for the same facility as individual LNG trains enter service.

Countries of destination are current as of publication date. Any updates to countries of destination reported will be published in the next scheduled LNG Monthly.



**VESSEL-BORNE EXPORTS OF DOMESTICALLY-PRODUCED LIQUEFIED NATURAL GAS (LNG) SHIPPED BY ISO CONTAINER**

Table 2b

Date of Departure	Name of Exporter	Supplier	Docket Number	Country of Destination	Name of Ocean Going Vessel	ISO Container Loading Facility & Location	U.S. Export Port or Terminal	Volume (Mcf of Natural Gas)	Notes
2/23/2022	American LNG Marketing LLC	Peninsula Energy Services Co	2014-209-LNG	Bahamas	Cape Express	Haileah, Florida	Ft. Lauderdale, Florida	2,544	
2/23/2022	American LNG Marketing LLC	Peninsula Energy Services Co	2014-209-LNG	Bahamas	Grand Master II	Haileah, Florida	Ft. Lauderdale, Florida	1,696	
2/24/2022	American LNG Marketing LLC	Peninsula Energy Services Co	2014-209-LNG	Barbados	Hohebank	Haileah, Florida	Ft. Lauderdale, Florida	6,784	
2/25/2022	American LNG Marketing LLC	Peninsula Energy Services Co	2014-209-LNG	Bahamas	Emerald Express	Haileah, Florida	Ft. Lauderdale, Florida	1,696	
2/27/2022	American LNG Marketing LLC	Peninsula Energy Services Co	2014-209-LNG	Haiti	Delphinus	Haileah, Florida	Ft. Lauderdale, Florida	7,632	
2/27/2022	American LNG Marketing LLC	Peninsula Energy Services Co	2014-209-LNG	Jamaica	NFE Clean Energy	Haileah, Florida	Ft. Lauderdale, Florida	27,136	
2/28/2022	American LNG Marketing LLC	Peninsula Energy Services Co	2014-209-LNG	Bahamas	Emerald Express	Haileah, Florida	Ft. Lauderdale, Florida	1,696	
3/1/2022	American LNG Marketing LLC	Peninsula Energy Services Co	2014-209-LNG	Bahamas	Florida Express	Haileah, Florida	Ft. Lauderdale, Florida	1,696	
3/2/2022	American LNG Marketing LLC	Peninsula Energy Services Co	2014-209-LNG	Bahamas	Florida Express	Haileah, Florida	Ft. Lauderdale, Florida	2,544	
3/2/2022	American LNG Marketing LLC	Peninsula Energy Services Co	2014-209-LNG	Bahamas	Grand Master II	Haileah, Florida	Ft. Lauderdale, Florida	2,544	
3/3/2022	American LNG Marketing LLC	Peninsula Energy Services Co	2014-209-LNG	Barbados	Contship Air	Haileah, Florida	Ft. Lauderdale, Florida	7,632	
3/4/2022	American LNG Marketing LLC	Peninsula Energy Services Co	2014-209-LNG	Bahamas	Caribbean Express	Haileah, Florida	Ft. Lauderdale, Florida	1,696	
3/6/2022	American LNG Marketing LLC	Peninsula Energy Services Co	2014-209-LNG	Haiti	Delphinus	Haileah, Florida	Ft. Lauderdale, Florida	5,088	
3/7/2022	American LNG Marketing LLC	Peninsula Energy Services Co	2014-209-LNG	Bahamas	Caribbean Express	Haileah, Florida	Ft. Lauderdale, Florida	2,544	
3/8/2022	American LNG Marketing LLC	Peninsula Energy Services Co	2014-209-LNG	Bahamas	Florida Express	Haileah, Florida	Ft. Lauderdale, Florida	1,696	
3/8/2022	American LNG Marketing LLC	Peninsula Energy Services Co	2014-209-LNG	Jamaica	NFE Clean Energy	Haileah, Florida	Ft. Lauderdale, Florida	27,136	
3/9/2022	American LNG Marketing LLC	Peninsula Energy Services Co	2014-209-LNG	Bahamas	Grand Master II	Haileah, Florida	Ft. Lauderdale, Florida	1,696	
3/10/2022	American LNG Marketing LLC	Peninsula Energy Services Co	2014-209-LNG	Barbados	AS Laetitia	Haileah, Florida	Ft. Lauderdale, Florida	6,784	
3/11/2022	American LNG Marketing LLC	Peninsula Energy Services Co	2014-209-LNG	Bahamas	Caribbean Express	Haileah, Florida	Ft. Lauderdale, Florida	2,544	
3/14/2022	American LNG Marketing LLC	Peninsula Energy Services Co	2014-209-LNG	Bahamas	Emerald Express	Haileah, Florida	Ft. Lauderdale, Florida	3,392	
3/16/2022	American LNG Marketing LLC	Peninsula Energy Services Co	2014-209-LNG	Bahamas	Florida Express	Haileah, Florida	Ft. Lauderdale, Florida	4,240	
3/16/2022	American LNG Marketing LLC	Peninsula Energy Services Co	2014-209-LNG	Bahamas	Grand Master II	Haileah, Florida	Ft. Lauderdale, Florida	2,544	
3/16/2022	American LNG Marketing LLC	Peninsula Energy Services Co	2014-209-LNG	Jamaica	NFE Clean Energy	Haileah, Florida	Ft. Lauderdale, Florida	27,136	
3/17/2022	American LNG Marketing LLC	Peninsula Energy Services Co	2014-209-LNG	Barbados	Contship Air	Haileah, Florida	Ft. Lauderdale, Florida	7,632	
3/18/2022	American LNG Marketing LLC	Peninsula Energy Services Co	2014-209-LNG	Bahamas	Cape Express	Haileah, Florida	Ft. Lauderdale, Florida	2,544	
3/18/2022	American LNG Marketing LLC	Peninsula Energy Services Co	2014-209-LNG	Jamaica	Contship Pax	Haileah, Florida	Ft. Lauderdale, Florida	2,544	
3/21/2022	American LNG Marketing LLC	Peninsula Energy Services Co	2014-209-LNG	Bahamas	Cape Express	Haileah, Florida	Ft. Lauderdale, Florida	1,696	
3/21/2022	American LNG Marketing LLC	Peninsula Energy Services Co	2014-209-LNG	Haiti	Delphinus	Haileah, Florida	Ft. Lauderdale, Florida	1,696	
3/23/2022	American LNG Marketing LLC	Peninsula Energy Services Co	2014-209-LNG	Bahamas	Grand Master II	Haileah, Florida	Ft. Lauderdale, Florida	1,696	
3/24/2022	American LNG Marketing LLC	Peninsula Energy Services Co	2014-209-LNG	Barbados	Hohebank	Haileah, Florida	Ft. Lauderdale, Florida	5,936	
3/25/2022	American LNG Marketing LLC	Peninsula Energy Services Co	2014-209-LNG	Bahamas	Cape Express	Haileah, Florida	Ft. Lauderdale, Florida	3,392	
3/27/2022	American LNG Marketing LLC	Peninsula Energy Services Co	2014-209-LNG	Jamaica	NFE Clean Energy	Haileah, Florida	Ft. Lauderdale, Florida	27,136	
3/28/2022	American LNG Marketing LLC	Peninsula Energy Services Co	2014-209-LNG	Bahamas	Bahamas Express	Haileah, Florida	Ft. Lauderdale, Florida	2,544	
3/29/2022	American LNG Marketing LLC	Peninsula Energy Services Co	2014-209-LNG	Bahamas	Grand Master II	Haileah, Florida	Ft. Lauderdale, Florida	3,392	
3/30/2022	American LNG Marketing LLC	Peninsula Energy Services Co	2014-209-LNG	Bahamas	Grand Master II	Haileah, Florida	Ft. Lauderdale, Florida	848	
3/30/2022	American LNG Marketing LLC	Peninsula Energy Services Co	2014-209-LNG	Haiti	Delphinus	Haileah, Florida	Ft. Lauderdale, Florida	3,392	
3/31/2022	American LNG Marketing LLC	Peninsula Energy Services Co	2014-209-LNG	Barbados	Artemis	Haileah, Florida	Ft. Lauderdale, Florida	5,936	
4/1/2022	American LNG Marketing LLC	Peninsula Energy Services Co	2014-209-LNG	Bahamas	Cape Express	Haileah, Florida	Ft. Lauderdale, Florida	2,544	
4/4/2022	American LNG Marketing LLC	Peninsula Energy Services Co	2014-209-LNG	Bahamas	Bahamas Express	Haileah, Florida	Ft. Lauderdale, Florida	3,392	
4/4/2022	American LNG Marketing LLC	Peninsula Energy Services Co	2014-209-LNG	Jamaica	NFE Clean Energy	Haileah, Florida	Ft. Lauderdale, Florida	27,136	
4/6/2022	American LNG Marketing LLC	Peninsula Energy Services Co	2014-209-LNG	Bahamas	Grand Master II	Haileah, Florida	Ft. Lauderdale, Florida	1,696	
4/8/2022	American LNG Marketing LLC	Peninsula Energy Services Co	2014-209-LNG	Bahamas	Bahamas Express	Haileah, Florida	Ft. Lauderdale, Florida	1,696	
4/10/2022	American LNG Marketing LLC	Peninsula Energy Services Co	2014-209-LNG	Haiti	Delphinus	Haileah, Florida	Ft. Lauderdale, Florida	4,240	
4/11/2022	American LNG Marketing LLC	Peninsula Energy Services Co	2014-209-LNG	Bahamas	Grand Express	Haileah, Florida	Ft. Lauderdale, Florida	2,544	
4/12/2022	American LNG Marketing LLC	Peninsula Energy Services Co	2014-209-LNG	Bahamas	Bahamas Express	Haileah, Florida	Ft. Lauderdale, Florida	1,696	

[S] Spot – a one-time transaction for near-term delivery of a specific quantity of LNG at a specific location. Spot cargos could be included in either long-term or short-term authorized types.

[\*] Split cargo – a single shipment of LNG where portions of the cargo have different transactional characteristics. For instance, a single cargo can have more than one buyer, supplier, price, unloading port, loading port, or DOE authorization.

[C] Commissioning cargo – pre-commercial cargo loaded while export facility operations are still undergoing final testing and inspection. Commissioning cargos may occur multiple times for the same facility as individual LNG trains enter service.

Countries of destination are current as of publication date. Any updates to countries of destination reported will be published in the next scheduled LNG Monthly.

**VESSEL-BORNE EXPORTS OF DOMESTICALLY-PRODUCED LIQUEFIED NATURAL GAS (LNG) SHIPPED BY ISO CONTAINER**

Table 2b

Date of Departure	Name of Exporter	Supplier	Docket Number	Country of Destination	Name of Ocean Going Vessel	ISO Container Loading Facility & Location	U.S. Export Port or Terminal	Volume (Mcf of Natural Gas)	Notes
4/12/2022	American LNG Marketing LLC	Peninsula Energy Services Co	2014-209-LNG	Jamaica	NFE Clean Energy	Haileah, Florida	Ft. Lauderdale, Florida	27,136	
4/13/2022	American LNG Marketing LLC	Peninsula Energy Services Co	2014-209-LNG	Bahamas	Grand Master II	Haileah, Florida	Ft. Lauderdale, Florida	1,696	
4/15/2022	American LNG Marketing LLC	Peninsula Energy Services Co	2014-209-LNG	Bahamas	Vi-Nais	Haileah, Florida	Ft. Lauderdale, Florida	848	
4/15/2022	American LNG Marketing LLC	Peninsula Energy Services Co	2014-209-LNG	Jamaica	Tampa Trader	Haileah, Florida	Ft. Lauderdale, Florida	6,784	
4/18/2022	American LNG Marketing LLC	Peninsula Energy Services Co	2014-209-LNG	Bahamas	Vi-Nais	Haileah, Florida	Ft. Lauderdale, Florida	1,696	
4/18/2022	American LNG Marketing LLC	Peninsula Energy Services Co	2014-209-LNG	Haiti	Delphinus	Haileah, Florida	Ft. Lauderdale, Florida	3,392	
4/19/2022	American LNG Marketing LLC	Peninsula Energy Services Co	2014-209-LNG	Bahamas	Grand Express	Haileah, Florida	Ft. Lauderdale, Florida	3,392	
4/20/2022	American LNG Marketing LLC	Peninsula Energy Services Co	2014-209-LNG	Jamaica	NFE Clean Energy	Haileah, Florida	Ft. Lauderdale, Florida	27,136	
4/22/2022	American LNG Marketing LLC	Peninsula Energy Services Co	2014-209-LNG	Bahamas	Cape Express	Haileah, Florida	Ft. Lauderdale, Florida	1,696	
4/22/2022	American LNG Marketing LLC	Peninsula Energy Services Co	2014-209-LNG	Jamaica	Hamburg Trader	Haileah, Florida	Ft. Lauderdale, Florida	6,784	
4/24/2022	American LNG Marketing LLC	Peninsula Energy Services Co	2014-209-LNG	Haiti	Delphinus	Haileah, Florida	Ft. Lauderdale, Florida	3,392	
4/25/2022	American LNG Marketing LLC	Peninsula Energy Services Co	2014-209-LNG	Bahamas	Cape Express	Haileah, Florida	Ft. Lauderdale, Florida	3,392	
4/25/2022	American LNG Marketing LLC	Peninsula Energy Services Co	2014-209-LNG	Bahamas	Grand Express	Haileah, Florida	Ft. Lauderdale, Florida	1,696	
4/26/2022	American LNG Marketing LLC	Peninsula Energy Services Co	2014-209-LNG	Bahamas	Florida Express	Haileah, Florida	Ft. Lauderdale, Florida	2,544	
4/28/2022	American LNG Marketing LLC	Peninsula Energy Services Co	2014-209-LNG	Jamaica	NFE Clean Energy	Haileah, Florida	Ft. Lauderdale, Florida	27,136	
4/29/2022	American LNG Marketing LLC	Peninsula Energy Services Co	2014-209-LNG	Bahamas	Emerald Express	Haileah, Florida	Ft. Lauderdale, Florida	3,392	
4/29/2022	American LNG Marketing LLC	Peninsula Energy Services Co	2014-209-LNG	Jamaica	Contship Pax	Haileah, Florida	Ft. Lauderdale, Florida	6,784	
5/3/2022	American LNG Marketing LLC	Peninsula Energy Services Co	2014-209-LNG	Bahamas	Florida Express	Haileah, Florida	Ft. Lauderdale, Florida	3,392	
5/4/2022	American LNG Marketing LLC	Peninsula Energy Services Co	2014-209-LNG	Bahamas	Grand Master II	Haileah, Florida	Ft. Lauderdale, Florida	2,544	
5/6/2022	American LNG Marketing LLC	Peninsula Energy Services Co	2014-209-LNG	Bahamas	Bahamas Express	Haileah, Florida	Ft. Lauderdale, Florida	4,240	
5/6/2022	American LNG Marketing LLC	Peninsula Energy Services Co	2014-209-LNG	Jamaica	NFE Clean Energy	Haileah, Florida	Ft. Lauderdale, Florida	27,136	
5/6/2022	American LNG Marketing LLC	Peninsula Energy Services Co	2014-209-LNG	Jamaica	Hamburg Trader	Haileah, Florida	Ft. Lauderdale, Florida	6,784	
5/8/2022	American LNG Marketing LLC	Peninsula Energy Services Co	2014-209-LNG	Haiti	Delphinus	Haileah, Florida	Ft. Lauderdale, Florida	2,544	
5/9/2022	American LNG Marketing LLC	Peninsula Energy Services Co	2014-209-LNG	Bahamas	Sea Express	Haileah, Florida	Ft. Lauderdale, Florida	2,544	
5/9/2022	American LNG Marketing LLC	Peninsula Energy Services Co	2014-209-LNG	Bahamas	Bahamas Express	Haileah, Florida	Ft. Lauderdale, Florida	1,696	
5/11/2022	American LNG Marketing LLC	Peninsula Energy Services Co	2014-209-LNG	Bahamas	Grand Master II	Haileah, Florida	Ft. Lauderdale, Florida	2,544	
5/13/2022	American LNG Marketing LLC	Peninsula Energy Services Co	2014-209-LNG	Bahamas	Caribbean Express	Haileah, Florida	Ft. Lauderdale, Florida	5,088	
5/13/2022	American LNG Marketing LLC	Peninsula Energy Services Co	2014-209-LNG	Jamaica	Tampa Trader	Haileah, Florida	Ft. Lauderdale, Florida	8,480	
5/14/2022	American LNG Marketing LLC	Peninsula Energy Services Co	2014-209-LNG	Jamaica	NFE Clean Energy	Haileah, Florida	Ft. Lauderdale, Florida	27,136	
5/15/2022	American LNG Marketing LLC	Peninsula Energy Services Co	2014-209-LNG	Haiti	Delphinus	Haileah, Florida	Ft. Lauderdale, Florida	1,696	
5/16/2022	American LNG Marketing LLC	Peninsula Energy Services Co	2014-209-LNG	Bahamas	Sea Express	Haileah, Florida	Ft. Lauderdale, Florida	3,392	
5/17/2022	American LNG Marketing LLC	Peninsula Energy Services Co	2014-209-LNG	Bahamas	Florida Express	Haileah, Florida	Ft. Lauderdale, Florida	2,544	
5/18/2022	American LNG Marketing LLC	Peninsula Energy Services Co	2014-209-LNG	Bahamas	Grand Master II	Haileah, Florida	Ft. Lauderdale, Florida	1,696	
5/20/2022	American LNG Marketing LLC	Peninsula Energy Services Co	2014-209-LNG	Bahamas	Cape Express	Haileah, Florida	Ft. Lauderdale, Florida	2,544	
5/20/2022	American LNG Marketing LLC	Peninsula Energy Services Co	2014-209-LNG	Jamaica	Contship Pax	Haileah, Florida	Ft. Lauderdale, Florida	6,784	
5/22/2022	American LNG Marketing LLC	Peninsula Energy Services Co	2014-209-LNG	Haiti	Delphinus	Haileah, Florida	Ft. Lauderdale, Florida	2,544	
5/22/2022	American LNG Marketing LLC	Peninsula Energy Services Co	2014-209-LNG	Jamaica	NFE Clean Energy	Haileah, Florida	Ft. Lauderdale, Florida	27,136	
5/25/2022	American LNG Marketing LLC	Peninsula Energy Services Co	2014-209-LNG	Bahamas	Florida Express	Haileah, Florida	Ft. Lauderdale, Florida	3,392	
5/25/2022	American LNG Marketing LLC	Peninsula Energy Services Co	2014-209-LNG	Bahamas	Emerald Express	Haileah, Florida	Ft. Lauderdale, Florida	2,544	
5/27/2022	American LNG Marketing LLC	Peninsula Energy Services Co	2014-209-LNG	Bahamas	Emerald Express	Haileah, Florida	Ft. Lauderdale, Florida	4,240	
5/27/2022	American LNG Marketing LLC	Peninsula Energy Services Co	2014-209-LNG	Jamaica	Hamburg Trader	Haileah, Florida	Ft. Lauderdale, Florida	8,480	
5/30/2022	American LNG Marketing LLC	Peninsula Energy Services Co	2014-209-LNG	Jamaica	NFE Clean Energy	Haileah, Florida	Ft. Lauderdale, Florida	27,136	
5/31/2022	American LNG Marketing LLC	Peninsula Energy Services Co	2014-209-LNG	Haiti	Delphinus	Haileah, Florida	Ft. Lauderdale, Florida	2,544	
6/1/2022	American LNG Marketing LLC	Peninsula Energy Services Co	2014-209-LNG	Bahamas	Vi-Nais	Haileah, Florida	Ft. Lauderdale, Florida	1,696	
6/1/2022	American LNG Marketing LLC	Peninsula Energy Services Co	2014-209-LNG	Bahamas	Eastwind	Haileah, Florida	Ft. Lauderdale, Florida	2,544	

[S] Spot – a one-time transaction for near-term delivery of a specific quantity of LNG at a specific location. Spot cargos could be included in either long-term or short-term authorized types.

[\*] Split cargo – a single shipment of LNG where portions of the cargo have different transactional characteristics. For instance, a single cargo can have more than one buyer, supplier, price, unloading port, loading port, or DOE authorization.

[C] Commissioning cargo – pre-commercial cargo loaded while export facility operations are still undergoing final testing and inspection. Commissioning cargos may occur multiple times for the same facility as individual LNG trains enter service.

Countries of destination are current as of publication date. Any updates to countries of destination reported will be published in the next scheduled LNG Monthly.

**VESSEL-BORNE EXPORTS OF DOMESTICALLY-PRODUCED LIQUEFIED NATURAL GAS (LNG) SHIPPED BY ISO CONTAINER**

Table 2b

Date of Departure	Name of Exporter	Supplier	Docket Number	Country of Destination	Name of Ocean Going Vessel	ISO Container Loading Facility & Location	U.S. Export Port or Terminal	Volume (Mcf of Natural Gas)	Notes
6/1/2022	American LNG Marketing LLC	Peninsula Energy Services Co	2014-209-LNG	Bahamas	Florida Express	Haileah, Florida	Ft. Lauderdale, Florida	2,544	
6/3/2022	American LNG Marketing LLC	Peninsula Energy Services Co	2014-209-LNG	Bahamas	Bahamas Express	Haileah, Florida	Ft. Lauderdale, Florida	2,544	
6/3/2022	American LNG Marketing LLC	Peninsula Energy Services Co	2014-209-LNG	Jamaica	Tampa Trader	Haileah, Florida	Ft. Lauderdale, Florida	6,784	
6/6/2022	American LNG Marketing LLC	Peninsula Energy Services Co	2014-209-LNG	Haiti	Delphinus	Haileah, Florida	Ft. Lauderdale, Florida	3,392	
6/8/2022	American LNG Marketing LLC	Peninsula Energy Services Co	2014-209-LNG	Bahamas	Bahamas Express	Haileah, Florida	Ft. Lauderdale, Florida	848	
6/8/2022	American LNG Marketing LLC	Peninsula Energy Services Co	2014-209-LNG	Bahamas	Grand Express	Haileah, Florida	Ft. Lauderdale, Florida	2,544	
6/8/2022	American LNG Marketing LLC	Peninsula Energy Services Co	2014-209-LNG	Jamaica	NFE Clean Energy	Haileah, Florida	Ft. Lauderdale, Florida	27,136	
6/10/2022	American LNG Marketing LLC	Peninsula Energy Services Co	2014-209-LNG	Bahamas	Cape Express	Haileah, Florida	Ft. Lauderdale, Florida	4,240	
6/10/2022	American LNG Marketing LLC	Peninsula Energy Services Co	2014-209-LNG	Jamaica	Contship Pax	Haileah, Florida	Ft. Lauderdale, Florida	8,480	
6/13/2022	American LNG Marketing LLC	Peninsula Energy Services Co	2014-209-LNG	Bahamas	Caribbean Express	Haileah, Florida	Ft. Lauderdale, Florida	3,392	
6/13/2022	American LNG Marketing LLC	Peninsula Energy Services Co	2014-209-LNG	Haiti	Delphinus	Haileah, Florida	Ft. Lauderdale, Florida	4,240	
6/15/2022	American LNG Marketing LLC	Peninsula Energy Services Co	2014-209-LNG	Bahamas	Eastwind	Haileah, Florida	Ft. Lauderdale, Florida	2,544	
6/17/2022	American LNG Marketing LLC	Peninsula Energy Services Co	2014-209-LNG	Bahamas	Sea Express	Haileah, Florida	Ft. Lauderdale, Florida	5,936	
6/20/2022	American LNG Marketing LLC	Peninsula Energy Services Co	2014-209-LNG	Haiti	Delphinus	Haileah, Florida	Ft. Lauderdale, Florida	2,544	
6/22/2022	American LNG Marketing LLC	Peninsula Energy Services Co	2014-209-LNG	Bahamas	Vi-Nais	Haileah, Florida	Ft. Lauderdale, Florida	848	
6/22/2022	American LNG Marketing LLC	Peninsula Energy Services Co	2014-209-LNG	Bahamas	Florida Express	Haileah, Florida	Ft. Lauderdale, Florida	1,696	
6/22/2022	American LNG Marketing LLC	Peninsula Energy Services Co	2014-209-LNG	Bahamas	Grand Master II	Haileah, Florida	Ft. Lauderdale, Florida	2,544	
6/24/2022	American LNG Marketing LLC	Peninsula Energy Services Co	2014-209-LNG	Bahamas	Vi-Nais	Haileah, Florida	Ft. Lauderdale, Florida	3,392	
6/27/2022	American LNG Marketing LLC	Peninsula Energy Services Co	2014-209-LNG	Bahamas	Bahamas Express	Haileah, Florida	Ft. Lauderdale, Florida	4,240	
6/28/2022	American LNG Marketing LLC	Peninsula Energy Services Co	2014-209-LNG	Bahamas	Grand Express	Haileah, Florida	Ft. Lauderdale, Florida	4,240	
6/28/2022	American LNG Marketing LLC	Peninsula Energy Services Co	2014-209-LNG	Haiti	Delphinus	Haileah, Florida	Ft. Lauderdale, Florida	2,544	
6/29/2022	American LNG Marketing LLC	Peninsula Energy Services Co	2014-209-LNG	Bahamas	Grand Master II	Haileah, Florida	Ft. Lauderdale, Florida	848	
7/1/2022	American LNG Marketing LLC	Peninsula Energy Services Co	2014-209-LNG	Bahamas	Cape Express	Haileah, Florida	Ft. Lauderdale, Florida	4,240	
7/1/2022	American LNG Marketing LLC	Peninsula Energy Services Co	2014-209-LNG	Jamaica	NFE Clean Energy	Haileah, Florida	Ft. Lauderdale, Florida	27,136	
7/6/2022	American LNG Marketing LLC	Peninsula Energy Services Co	2014-209-LNG	Bahamas	Caribbean Express	Haileah, Florida	Ft. Lauderdale, Florida	2,544	
7/6/2022	American LNG Marketing LLC	Peninsula Energy Services Co	2014-209-LNG	Bahamas	Grand Master II	Haileah, Florida	Ft. Lauderdale, Florida	1,696	
7/7/2022	American LNG Marketing LLC	Peninsula Energy Services Co	2014-209-LNG	Bahamas	Florida Express	Haileah, Florida	Ft. Lauderdale, Florida	1,696	
7/8/2022	American LNG Marketing LLC	Peninsula Energy Services Co	2014-209-LNG	Bahamas	Bahamas Express	Haileah, Florida	Ft. Lauderdale, Florida	2,544	
7/8/2022	American LNG Marketing LLC	Peninsula Energy Services Co	2014-209-LNG	Jamaica	Hamburg Trader	Haileah, Florida	Ft. Lauderdale, Florida	8,480	
7/9/2022	American LNG Marketing LLC	Peninsula Energy Services Co	2014-209-LNG	Jamaica	NFE Clean Energy	Haileah, Florida	Ft. Lauderdale, Florida	27,136	
7/12/2022	American LNG Marketing LLC	Peninsula Energy Services Co	2014-209-LNG	Haiti	Delphinus	Haileah, Florida	Ft. Lauderdale, Florida	1,696	
7/13/2022	American LNG Marketing LLC	Peninsula Energy Services Co	2014-209-LNG	Bahamas	Grand Master II	Haileah, Florida	Ft. Lauderdale, Florida	848	
7/13/2022	American LNG Marketing LLC	Peninsula Energy Services Co	2014-209-LNG	Bahamas	Emerald Express	Haileah, Florida	Ft. Lauderdale, Florida	1,696	
7/14/2022	American LNG Marketing LLC	Peninsula Energy Services Co	2014-209-LNG	Bahamas	Florida Express	Haileah, Florida	Ft. Lauderdale, Florida	3,392	
7/15/2022	American LNG Marketing LLC	Peninsula Energy Services Co	2014-209-LNG	Bahamas	Emerald Express	Haileah, Florida	Ft. Lauderdale, Florida	4,240	
7/18/2022	American LNG Marketing LLC	Peninsula Energy Services Co	2014-209-LNG	Bahamas	Vi-Nais	Haileah, Florida	Ft. Lauderdale, Florida	3,392	
7/20/2022	American LNG Marketing LLC	Peninsula Energy Services Co	2014-209-LNG	Bahamas	Grand Master II	Haileah, Florida	Ft. Lauderdale, Florida	1,696	
7/20/2022	American LNG Marketing LLC	Peninsula Energy Services Co	2014-209-LNG	Jamaica	NFE Clean Energy	Haileah, Florida	Ft. Lauderdale, Florida	27,136	
7/21/2022	American LNG Marketing LLC	Peninsula Energy Services Co	2014-209-LNG	Bahamas	Florida Express	Haileah, Florida	Ft. Lauderdale, Florida	848	
7/22/2022	American LNG Marketing LLC	Peninsula Energy Services Co	2014-209-LNG	Bahamas	Vi-Nais	Haileah, Florida	Ft. Lauderdale, Florida	5,088	
7/24/2022	American LNG Marketing LLC	Peninsula Energy Services Co	2014-209-LNG	Haiti	Delphinus	Haileah, Florida	Ft. Lauderdale, Florida	5,936	
7/27/2022	American LNG Marketing LLC	Peninsula Energy Services Co	2014-209-LNG	Bahamas	Florida Express	Haileah, Florida	Ft. Lauderdale, Florida	2,544	
7/27/2022	American LNG Marketing LLC	Peninsula Energy Services Co	2014-209-LNG	Bahamas	Cape Express	Haileah, Florida	Ft. Lauderdale, Florida	3,392	
7/27/2022	American LNG Marketing LLC	Peninsula Energy Services Co	2014-209-LNG	Bahamas	Grand Master II	Haileah, Florida	Ft. Lauderdale, Florida	1,696	
7/29/2022	American LNG Marketing LLC	Peninsula Energy Services Co	2014-209-LNG	Bahamas	Cape Express	Haileah, Florida	Ft. Lauderdale, Florida	3,392	

[S] Spot – a one-time transaction for near-term delivery of a specific quantity of LNG at a specific location. Spot cargos could be included in either long-term or short-term authorized types.

[\*] Split cargo – a single shipment of LNG where portions of the cargo have different transactional characteristics. For instance, a single cargo can have more than one buyer, supplier, price, unloading port, loading port, or DOE authorization.

[C] Commissioning cargo – pre-commercial cargo loaded while export facility operations are still undergoing final testing and inspection. Commissioning cargos may occur multiple times for the same facility as individual LNG trains enter service.

Countries of destination are current as of publication date. Any updates to countries of destination reported will be published in the next scheduled LNG Monthly.

**VESSEL-BORNE EXPORTS OF DOMESTICALLY-PRODUCED LIQUEFIED NATURAL GAS (LNG) SHIPPED BY ISO CONTAINER**

Table 2b

Date of Departure	Name of Exporter	Supplier	Docket Number	Country of Destination	Name of Ocean Going Vessel	ISO Container Loading Facility & Location	U.S. Export Port or Terminal	Volume (Mcf of Natural Gas)	Notes
7/29/2022	American LNG Marketing LLC	Peninsula Energy Services Co	2014-209-LNG	Jamaica	NFE Clean Energy	Haileah, Florida	Ft. Lauderdale, Florida	27,136	
8/1/2022	American LNG Marketing LLC	Peninsula Energy Services Co	2014-209-LNG	Bahamas	Vi-Nais	Haileah, Florida	Ft. Lauderdale, Florida	2,544	
8/1/2022	American LNG Marketing LLC	Peninsula Energy Services Co	2014-209-LNG	Bahamas	Vi-Nais	Haileah, Florida	Ft. Lauderdale, Florida	3,392	
8/5/2022	American LNG Marketing LLC	Peninsula Energy Services Co	2014-209-LNG	Bahamas	Grand Master II	Haileah, Florida	Ft. Lauderdale, Florida	1,696	
8/5/2022	American LNG Marketing LLC	Peninsula Energy Services Co	2014-209-LNG	Bahamas	Bahamas Express	Haileah, Florida	Ft. Lauderdale, Florida	3,392	
8/6/2022	American LNG Marketing LLC	Peninsula Energy Services Co	2014-209-LNG	Jamaica	NFE Clean Energy	Haileah, Florida	Ft. Lauderdale, Florida	27,136	
8/7/2022	American LNG Marketing LLC	Peninsula Energy Services Co	2014-209-LNG	Haiti	Emerald Express	Haileah, Florida	Ft. Lauderdale, Florida	4,240	
8/8/2022	American LNG Marketing LLC	Peninsula Energy Services Co	2014-209-LNG	Bahamas	Sea Express	Haileah, Florida	Ft. Lauderdale, Florida	4,240	
8/10/2022	American LNG Marketing LLC	Peninsula Energy Services Co	2014-209-LNG	Bahamas	Grand Master II	Haileah, Florida	Ft. Lauderdale, Florida	2,544	
8/11/2022	American LNG Marketing LLC	Peninsula Energy Services Co	2014-209-LNG	Bahamas	Caribbean Express	Haileah, Florida	Ft. Lauderdale, Florida	3,392	
8/12/2022	American LNG Marketing LLC	Peninsula Energy Services Co	2014-209-LNG	Bahamas	Vi-Nais	Haileah, Florida	Ft. Lauderdale, Florida	4,240	
8/14/2022	American LNG Marketing LLC	Peninsula Energy Services Co	2014-209-LNG	Haiti	BBC Hong Kong	Haileah, Florida	Ft. Lauderdale, Florida	4,240	
8/14/2022	American LNG Marketing LLC	Peninsula Energy Services Co	2014-209-LNG	Jamaica	NFE Clean Energy	Haileah, Florida	Ft. Lauderdale, Florida	27,136	
8/15/2022	American LNG Marketing LLC	Peninsula Energy Services Co	2014-209-LNG	Bahamas	Bahamas Express	Haileah, Florida	Ft. Lauderdale, Florida	2,544	
8/18/2022	American LNG Marketing LLC	Peninsula Energy Services Co	2014-209-LNG	Bahamas	Grand Master II	Haileah, Florida	Ft. Lauderdale, Florida	1,696	
8/19/2022	American LNG Marketing LLC	Peninsula Energy Services Co	2014-209-LNG	Bahamas	Vi-Nais	Haileah, Florida	Ft. Lauderdale, Florida	3,392	
8/21/2022	American LNG Marketing LLC	Peninsula Energy Services Co	2014-209-LNG	Haiti	BBC Hong Kong	Haileah, Florida	Ft. Lauderdale, Florida	2,544	
8/22/2022	American LNG Marketing LLC	Peninsula Energy Services Co	2014-209-LNG	Bahamas	Emerald Express	Haileah, Florida	Ft. Lauderdale, Florida	2,544	
8/22/2022	American LNG Marketing LLC	Peninsula Energy Services Co	2014-209-LNG	Bahamas	Emerald Express	Haileah, Florida	Ft. Lauderdale, Florida	3,392	
8/22/2022	American LNG Marketing LLC	Peninsula Energy Services Co	2014-209-LNG	Jamaica	NFE Clean Energy	Haileah, Florida	Ft. Lauderdale, Florida	27,136	
8/25/2022	American LNG Marketing LLC	Peninsula Energy Services Co	2014-209-LNG	Bahamas	Grand Master II	Haileah, Florida	Ft. Lauderdale, Florida	1,696	
8/26/2022	American LNG Marketing LLC	Peninsula Energy Services Co	2014-209-LNG	Bahamas	Bahamas Express	Haileah, Florida	Ft. Lauderdale, Florida	5,088	
8/29/2022	American LNG Marketing LLC	Peninsula Energy Services Co	2014-209-LNG	Bahamas	Emerald Express	Haileah, Florida	Ft. Lauderdale, Florida	3,392	
8/29/2022	American LNG Marketing LLC	Peninsula Energy Services Co	2014-209-LNG	Bahamas	Emerald Express	Haileah, Florida	Ft. Lauderdale, Florida	3,392	
8/30/2022	American LNG Marketing LLC	Peninsula Energy Services Co	2014-209-LNG	Jamaica	NFE Clean Energy	Haileah, Florida	Ft. Lauderdale, Florida	27,136	
9/1/2022	American LNG Marketing LLC	Peninsula Energy Services Co	2014-209-LNG	Bahamas	Grand Master II	Haileah, Florida	Ft. Lauderdale, Florida	3,392	
9/2/2022	American LNG Marketing LLC	Peninsula Energy Services Co	2014-209-LNG	Bahamas	Caribbean Express	Haileah, Florida	Ft. Lauderdale, Florida	2,544	
9/2/2022	American LNG Marketing LLC	Peninsula Energy Services Co	2014-209-LNG	Jamaica	Contship Pax	Haileah, Florida	Ft. Lauderdale, Florida	6,784	
9/4/2022	American LNG Marketing LLC	Peninsula Energy Services Co	2014-209-LNG	Haiti	BBC Hong Kong	Haileah, Florida	Ft. Lauderdale, Florida	3,392	
9/6/2022	American LNG Marketing LLC	Peninsula Energy Services Co	2014-209-LNG	Bahamas	Caribbean Express	Haileah, Florida	Ft. Lauderdale, Florida	1,696	
9/7/2022	American LNG Marketing LLC	Peninsula Energy Services Co	2014-209-LNG	Bahamas	Caribbean Express	Haileah, Florida	Ft. Lauderdale, Florida	2,544	
9/7/2022	American LNG Marketing LLC	Peninsula Energy Services Co	2014-209-LNG	Bahamas	Caribbean Express	Haileah, Florida	Ft. Lauderdale, Florida	2,544	
9/7/2022	American LNG Marketing LLC	Peninsula Energy Services Co	2014-209-LNG	Jamaica	NFE Clean Energy	Haileah, Florida	Ft. Lauderdale, Florida	27,136	
9/9/2022	American LNG Marketing LLC	Peninsula Energy Services Co	2014-209-LNG	Bahamas	Sea Express	Haileah, Florida	Ft. Lauderdale, Florida	1,696	
9/9/2022	American LNG Marketing LLC	Peninsula Energy Services Co	2014-209-LNG	Jamaica	Hamburg Trader	Haileah, Florida	Ft. Lauderdale, Florida	5,088	
9/12/2022	American LNG Marketing LLC	Peninsula Energy Services Co	2014-209-LNG	Bahamas	Bahamas Express	Haileah, Florida	Ft. Lauderdale, Florida	3,392	
9/13/2022	American LNG Marketing LLC	Peninsula Energy Services Co	2014-209-LNG	Bahamas	Grand Express	Haileah, Florida	Ft. Lauderdale, Florida	3,392	
9/13/2022	American LNG Marketing LLC	Peninsula Energy Services Co	2014-209-LNG	Haiti	BBC Hong Kong	Haileah, Florida	Ft. Lauderdale, Florida	3,392	
9/14/2022	American LNG Marketing LLC	Peninsula Energy Services Co	2014-209-LNG	Bahamas	Grand Master II	Haileah, Florida	Ft. Lauderdale, Florida	2,544	
9/15/2022	American LNG Marketing LLC	Peninsula Energy Services Co	2014-209-LNG	Jamaica	NFE Clean Energy	Haileah, Florida	Ft. Lauderdale, Florida	27,136	
9/16/2022	American LNG Marketing LLC	Peninsula Energy Services Co	2014-209-LNG	Bahamas	Caribbean Express	Haileah, Florida	Ft. Lauderdale, Florida	4,240	
9/16/2022	American LNG Marketing LLC	Peninsula Energy Services Co	2014-209-LNG	Jamaica	Tampa Trader	Haileah, Florida	Ft. Lauderdale, Florida	5,088	
9/19/2022	American LNG Marketing LLC	Peninsula Energy Services Co	2014-209-LNG	Bahamas	Bahamas Express	Haileah, Florida	Ft. Lauderdale, Florida	2,544	
9/20/2022	American LNG Marketing LLC	Peninsula Energy Services Co	2014-209-LNG	Bahamas	Grand Express	Haileah, Florida	Ft. Lauderdale, Florida	2,544	
9/20/2022	American LNG Marketing LLC	Peninsula Energy Services Co	2014-209-LNG	Haiti	BBC Hong Kong	Haileah, Florida	Ft. Lauderdale, Florida	1,696	

[S] Spot – a one-time transaction for near-term delivery of a specific quantity of LNG at a specific location. Spot cargos could be included in either long-term or short-term authorized types.

[\*] Split cargo – a single shipment of LNG where portions of the cargo have different transactional characteristics. For instance, a single cargo can have more than one buyer, supplier, price, unloading port, loading port, or DOE authorization.

[C] Commissioning cargo – pre-commercial cargo loaded while export facility operations are still undergoing final testing and inspection. Commissioning cargos may occur multiple times for the same facility as individual LNG trains enter service.

Countries of destination are current as of publication date. Any updates to countries of destination reported will be published in the next scheduled LNG Monthly.

Office of Fossil Energy and Carbon Management  
 Office of Resource Sustainability  
 Office of Regulation, Analysis, and Engagement  
 Division of Natural Gas Regulation  
 Phone: 202-586-7991  
 Email: ngreports@hq.doe.gov



**VESSEL-BORNE EXPORTS OF DOMESTICALLY-PRODUCED LIQUEFIED NATURAL GAS (LNG) SHIPPED BY ISO CONTAINER**

Table 2b

Date of Departure	Name of Exporter	Supplier	Docket Number	Country of Destination	Name of Ocean Going Vessel	ISO Container Loading Facility & Location	U.S. Export Port or Terminal	Volume (Mcf of Natural Gas)	Notes
9/22/2022	American LNG Marketing LLC	Peninsula Energy Services Co	2014-209-LNG	Bahamas	Grand Master II	Haileah, Florida	Ft. Lauderdale, Florida	1,696	
9/23/2022	American LNG Marketing LLC	Peninsula Energy Services Co	2014-209-LNG	Bahamas	Caribbean Express	Haileah, Florida	Ft. Lauderdale, Florida	5,088	
9/23/2022	American LNG Marketing LLC	Peninsula Energy Services Co	2014-209-LNG	Jamaica	NFE Clean Energy	Haileah, Florida	Ft. Lauderdale, Florida	27,136	
9/23/2022	American LNG Marketing LLC	Peninsula Energy Services Co	2014-209-LNG	Jamaica	Contship Pax	Haileah, Florida	Ft. Lauderdale, Florida	6,784	
9/26/2022	American LNG Marketing LLC	Peninsula Energy Services Co	2014-209-LNG	Bahamas	Cape Express	Haileah, Florida	Ft. Lauderdale, Florida	1,696	
9/26/2022	American LNG Marketing LLC	Peninsula Energy Services Co	2014-209-LNG	Bahamas	Cape Express	Haileah, Florida	Ft. Lauderdale, Florida	1,696	
<b>TOTAL Exports of LNG (ISO)</b>								<b>1,487,392</b>	

[S] Spot – a one-time transaction for near-term delivery of a specific quantity of LNG at a specific location. Spot cargos could be included in either long-term or short-term authorized types.

[\*] Split cargo – a single shipment of LNG where portions of the cargo have different transactional characteristics. For instance, a single cargo can have more than one buyer, supplier, price, unloading port, loading port, or DOE authorization.

[C] Commissioning cargo – pre-commercial cargo loaded while export facility operations are still undergoing final testing and inspection. Commissioning cargos may occur multiple times for the same facility as individual LNG trains enter service.

Countries of destination are current as of publication date. Any updates to countries of destination reported will be published in the next scheduled LNG Monthly.

## VESSEL-BORNE EXPORTS OF DOMESTICALLY-PRODUCED LIQUEFIED NATURAL GAS (LNG) SHIPPED BY ISO CONTAINER

Table 2b

Date of Departure	Name of Exporter	Supplier	Docket Number	Country of Destination	Name of Ocean Going Vessel	ISO Container Loading Facility & Location	U.S. Export Port or Terminal	Volume (Mcf of Natural Gas)	Notes
1/6/2022	Eagle LNG Partners Jacksonville II LLC	Tiger Paw Marketing LLC	2017-79-LNG	Jamaica	AS Savanna	Eagle LNG Maxville, Florida	Miami, Florida	871	
1/13/2022	Eagle LNG Partners Jacksonville II LLC	Eagle LNG	2017-79-LNG	Jamaica	AS Sabrina	Eagle LNG Maxville, Florida	Miami, Florida	869	
1/16/2022	Eagle LNG Partners Jacksonville II LLC	Tiger Paw Marketing LLC	2017-79-LNG	Antigua and Barbuda	AS Laetitia	Eagle LNG Maxville, Florida	Ft. Lauderdale, Florida	862	
1/20/2022	Eagle LNG Partners Jacksonville II LLC	Tiger Paw Marketing LLC	2017-79-LNG	Antigua and Barbuda	Contship Air	Eagle LNG Maxville, Florida	Ft. Lauderdale, Florida	860	
2/19/2022	Eagle LNG Partners Jacksonville II LLC	Tiger Paw Marketing LLC	2017-79-LNG	Jamaica	AS Savanna	Eagle LNG Maxville, Florida	Miami, Florida	868	
2/25/2022	Eagle LNG Partners Jacksonville II LLC	Eagle LNG	2017-79-LNG	Jamaica	AS Savanna	Eagle LNG Maxville, Florida	Miami, Florida	861	
2/25/2022	Eagle LNG Partners Jacksonville II LLC	Tiger Paw Marketing LLC	2017-79-LNG	Jamaica	AS Savanna	Eagle LNG Maxville, Florida	Miami, Florida	871	
3/3/2022	Eagle LNG Partners Jacksonville II LLC	Tiger Paw Marketing LLC	2017-79-LNG	Antigua and Barbuda	Contship Air	Eagle LNG Maxville, Florida	Ft. Lauderdale, Florida	869	
3/4/2022	Eagle LNG Partners Jacksonville II LLC	Eagle LNG	2017-79-LNG	Jamaica	AS Savanna	Eagle LNG Maxville, Florida	Miami, Florida	869	
3/4/2022	Eagle LNG Partners Jacksonville II LLC	Tiger Paw Marketing LLC	2017-79-LNG	Jamaica	AS Savanna	Eagle LNG Maxville, Florida	Miami, Florida	868	
3/4/2022	Eagle LNG Partners Jacksonville II LLC	Tiger Paw Marketing LLC	2017-79-LNG	Jamaica	AS Savanna	Eagle LNG Maxville, Florida	Miami, Florida	857	
3/11/2022	Eagle LNG Partners Jacksonville II LLC	Tiger Paw Marketing LLC	2017-79-LNG	Jamaica	AS Savanna	Eagle LNG Maxville, Florida	Miami, Florida	865	
3/11/2022	Eagle LNG Partners Jacksonville II LLC	Tiger Paw Marketing LLC	2017-79-LNG	Jamaica	AS Savanna	Eagle LNG Maxville, Florida	Miami, Florida	870	
3/18/2022	Eagle LNG Partners Jacksonville II LLC	Tiger Paw Marketing LLC	2017-79-LNG	Jamaica	AS Savanna	Eagle LNG Maxville, Florida	Miami, Florida	869	
3/24/2022	Eagle LNG Partners Jacksonville II LLC	Tiger Paw Marketing LLC	2017-79-LNG	Antigua and Barbuda	Hohebank	Eagle LNG Maxville, Florida	Ft. Lauderdale, Florida	871	
3/25/2022	Eagle LNG Partners Jacksonville II LLC	Tiger Paw Marketing LLC	2017-79-LNG	Jamaica	AS Sabrina	Eagle LNG Maxville, Florida	Miami, Florida	876	
3/25/2022	Eagle LNG Partners Jacksonville II LLC	Tiger Paw Marketing LLC	2017-79-LNG	Jamaica	AS Sabrina	Eagle LNG Maxville, Florida	Miami, Florida	871	
3/25/2022	Eagle LNG Partners Jacksonville II LLC	Tiger Paw Marketing LLC	2017-79-LNG	Jamaica	AS Sabrina	Eagle LNG Maxville, Florida	Miami, Florida	869	
4/1/2022	Eagle LNG Partners Jacksonville II LLC	Tiger Paw Marketing LLC	2017-79-LNG	Jamaica	AS Savanna	Eagle LNG Maxville, Florida	Miami, Florida	869	
4/3/2022	Eagle LNG Partners Jacksonville II LLC	Tiger Paw Marketing LLC	2017-79-LNG	Antigua and Barbuda	Artemis	Eagle LNG Maxville, Florida	Ft. Lauderdale, Florida	871	
4/8/2022	Eagle LNG Partners Jacksonville II LLC	Eagle LNG	2017-79-LNG	Jamaica	AS Savanna	Eagle LNG Maxville, Florida	Miami, Florida	866	
4/8/2022	Eagle LNG Partners Jacksonville II LLC	Tiger Paw Marketing LLC	2017-79-LNG	Jamaica	AS Savanna	Eagle LNG Maxville, Florida	Miami, Florida	870	
4/15/2022	Eagle LNG Partners Jacksonville II LLC	Tiger Paw Marketing LLC	2017-79-LNG	Jamaica	AS Savanna	Eagle LNG Maxville, Florida	Miami, Florida	869	
4/15/2022	Eagle LNG Partners Jacksonville II LLC	Tiger Paw Marketing LLC	2017-79-LNG	Jamaica	AS Savanna	Eagle LNG Maxville, Florida	Miami, Florida	870	
4/15/2022	Eagle LNG Partners Jacksonville II LLC	Tiger Paw Marketing LLC	2017-79-LNG	Jamaica	AS Savanna	Eagle LNG Maxville, Florida	Miami, Florida	872	
4/25/2022	Eagle LNG Partners Jacksonville II LLC	Tiger Paw Marketing LLC	2017-79-LNG	Antigua and Barbuda	AS Laetitia	Eagle LNG Maxville, Florida	Ft. Lauderdale, Florida	868	
4/28/2022	Eagle LNG Partners Jacksonville II LLC	Tiger Paw Marketing LLC	2017-79-LNG	Antigua and Barbuda	Contship Air	Eagle LNG Maxville, Florida	Ft. Lauderdale, Florida	868	
4/29/2022	Eagle LNG Partners Jacksonville II LLC	Tiger Paw Marketing LLC	2017-79-LNG	Jamaica	AS Savanna	Eagle LNG Maxville, Florida	Miami, Florida	868	
5/5/2022	Eagle LNG Partners Jacksonville II LLC	Tiger Paw Marketing LLC	2017-79-LNG	Antigua and Barbuda	Artemis	Eagle LNG Maxville, Florida	Ft. Lauderdale, Florida	868	
5/7/2022	Eagle LNG Partners Jacksonville II LLC	Eagle LNG	2017-79-LNG	Jamaica	AS Savanna	Eagle LNG Maxville, Florida	Miami, Florida	869	
5/13/2022	Eagle LNG Partners Jacksonville II LLC	Tiger Paw Marketing LLC	2017-79-LNG	Jamaica	AS Sabrina	Eagle LNG Maxville, Florida	Miami, Florida	870	
5/13/2022	Eagle LNG Partners Jacksonville II LLC	Tiger Paw Marketing LLC	2017-79-LNG	Jamaica	AS Sabrina	Eagle LNG Maxville, Florida	Miami, Florida	868	
5/18/2022	Eagle LNG Partners Jacksonville II LLC	Tiger Paw Marketing LLC	2017-79-LNG	Antigua and Barbuda	Hohebank	Eagle LNG Maxville, Florida	Ft. Lauderdale, Florida	869	
5/21/2022	Eagle LNG Partners Jacksonville II LLC	Tiger Paw Marketing LLC	2017-79-LNG	Jamaica	AS Savanna	Eagle LNG Maxville, Florida	Miami, Florida	869	
5/21/2022	Eagle LNG Partners Jacksonville II LLC	Tiger Paw Marketing LLC	2017-79-LNG	Jamaica	AS Savanna	Eagle LNG Maxville, Florida	Miami, Florida	869	
5/27/2022	Eagle LNG Partners Jacksonville II LLC	Tiger Paw Marketing LLC	2017-79-LNG	Jamaica	AS Savanna	Eagle LNG Maxville, Florida	Miami, Florida	870	
6/3/2022	Eagle LNG Partners Jacksonville II LLC	Tiger Paw Marketing LLC	2017-79-LNG	Jamaica	AS Sabrina	Eagle LNG Maxville, Florida	Miami, Florida	870	
6/3/2022	Eagle LNG Partners Jacksonville II LLC	Tiger Paw Marketing LLC	2017-79-LNG	Jamaica	AS Sabrina	Eagle LNG Maxville, Florida	Miami, Florida	871	
6/3/2022	Eagle LNG Partners Jacksonville II LLC	Tiger Paw Marketing LLC	2017-79-LNG	Jamaica	AS Sabrina	Eagle LNG Maxville, Florida	Miami, Florida	867	
6/9/2022	Eagle LNG Partners Jacksonville II LLC	Tiger Paw Marketing LLC	2017-79-LNG	Antigua and Barbuda	Contship Air	Eagle LNG Maxville, Florida	Ft. Lauderdale, Florida	868	
6/9/2022	Eagle LNG Partners Jacksonville II LLC	Tiger Paw Marketing LLC	2017-79-LNG	Antigua and Barbuda	Contship Air	Eagle LNG Maxville, Florida	Ft. Lauderdale, Florida	870	
6/16/2022	Eagle LNG Partners Jacksonville II LLC	Tiger Paw Marketing LLC	2017-79-LNG	Antigua and Barbuda	Hohebank	Eagle LNG Maxville, Florida	Ft. Lauderdale, Florida	866	
6/17/2022	Eagle LNG Partners Jacksonville II LLC	Tiger Paw Marketing LLC	2017-79-LNG	Jamaica	AS Sabrina	Eagle LNG Maxville, Florida	Miami, Florida	870	
6/24/2022	Eagle LNG Partners Jacksonville II LLC	Tiger Paw Marketing LLC	2017-79-LNG	Jamaica	AS Savanna	Eagle LNG Maxville, Florida	Miami, Florida	736	
6/24/2022	Eagle LNG Partners Jacksonville II LLC	Tiger Paw Marketing LLC	2017-79-LNG	Jamaica	AS Savanna	Eagle LNG Maxville, Florida	Miami, Florida	869	

[S] Spot – a one-time transaction for near-term delivery of a specific quantity of LNG at a specific location. Spot cargos could be included in either long-term or short-term authorized types.

[\*] Split cargo – a single shipment of LNG where portions of the cargo have different transactional characteristics. For instance, a single cargo can have more than one buyer, supplier, price, unloading port, loading port, or DOE authorization.

[C] Commissioning cargo – pre-commercial cargo loaded while export facility operations are still undergoing final testing and inspection. Commissioning cargos may occur multiple times for the same facility as individual LNG trains enter service.

Countries of destination are current as of publication date. Any updates to countries of destination reported will be published in the next scheduled LNG Monthly.

**VESSEL-BORNE EXPORTS OF DOMESTICALLY-PRODUCED LIQUEFIED NATURAL GAS (LNG) SHIPPED BY ISO CONTAINER**

Table 2b

Date of Departure	Name of Exporter	Supplier	Docket Number	Country of Destination	Name of Ocean Going Vessel	ISO Container Loading Facility & Location	U.S. Export Port or Terminal	Volume (Mcf of Natural Gas)	Notes
6/24/2022	Eagle LNG Partners Jacksonville II LLC	Tiger Paw Marketing LLC	2017-79-LNG	Jamaica	AS Savanna	Eagle LNG Maxville, Florida	Miami, Florida	868	
6/30/2022	Eagle LNG Partners Jacksonville II LLC	Tiger Paw Marketing LLC	2017-79-LNG	Antigua and Barbuda	AS Laetitia	Eagle LNG Maxville, Florida	Ft. Lauderdale, Florida	870	
7/1/2022	Eagle LNG Partners Jacksonville II LLC	Tiger Paw Marketing LLC	2017-79-LNG	Jamaica	AS Sabrina	Eagle LNG Maxville, Florida	Miami, Florida	869	
7/7/2022	Eagle LNG Partners Jacksonville II LLC	Tiger Paw Marketing LLC	2017-79-LNG	Antigua and Barbuda	Artemis	Eagle LNG Maxville, Florida	Ft. Lauderdale, Florida	870	
7/8/2022	Eagle LNG Partners Jacksonville II LLC	Tiger Paw Marketing LLC	2017-79-LNG	Jamaica	AS Savanna	Eagle LNG Maxville, Florida	Miami, Florida	870	
7/15/2022	Eagle LNG Partners Jacksonville II LLC	Tiger Paw Marketing LLC	2017-79-LNG	Jamaica	AS Sabrina	Eagle LNG Maxville, Florida	Miami, Florida	873	
7/21/2022	Eagle LNG Partners Jacksonville II LLC	Tiger Paw Marketing LLC	2017-79-LNG	Antigua and Barbuda	Contship Air	Eagle LNG Maxville, Florida	Ft. Lauderdale, Florida	872	
7/29/2022	Eagle LNG Partners Jacksonville II LLC	Tiger Paw Marketing LLC	2017-79-LNG	Jamaica	AS Sabrina	Eagle LNG Maxville, Florida	Miami, Florida	870	
7/29/2022	Eagle LNG Partners Jacksonville II LLC	Tiger Paw Marketing LLC	2017-79-LNG	Jamaica	AS Sabrina	Eagle LNG Maxville, Florida	Miami, Florida	868	
8/3/2022	Eagle LNG Partners Jacksonville II LLC	Tiger Paw Marketing LLC	2017-79-LNG	Antigua and Barbuda	Artemis	Eagle LNG Maxville, Florida	Ft. Lauderdale, Florida	869	
8/11/2022	Eagle LNG Partners Jacksonville II LLC	Tiger Paw Marketing LLC	2017-79-LNG	Antigua and Barbuda	Artemis	Eagle LNG Maxville, Florida	Ft. Lauderdale, Florida	869	
8/11/2022	Eagle LNG Partners Jacksonville II LLC	Tiger Paw Marketing LLC	2017-79-LNG	Jamaica	AS Sabrina	Eagle LNG Maxville, Florida	Miami, Florida	872	
8/26/2022	Eagle LNG Partners Jacksonville II LLC	Tiger Paw Marketing LLC	2017-79-LNG	Jamaica	AS Sabrina	Eagle LNG Maxville, Florida	Miami, Florida	869	
9/16/2022	Eagle LNG Partners Jacksonville II LLC	Tiger Paw Marketing LLC	2017-79-LNG	Antigua and Barbuda	Contship Air	Eagle LNG Maxville, Florida	Ft. Lauderdale, Florida	873	
9/16/2022	Eagle LNG Partners Jacksonville II LLC	Tiger Paw Marketing LLC	2017-79-LNG	Antigua and Barbuda	Contship Air	Eagle LNG Maxville, Florida	Ft. Lauderdale, Florida	872	
9/23/2022	Eagle LNG Partners Jacksonville II LLC	Tiger Paw Marketing LLC	2017-79-LNG	Jamaica	AS Sabrina	Eagle LNG Maxville, Florida	Miami, Florida	784	
9/23/2022	Eagle LNG Partners Jacksonville II LLC	Tiger Paw Marketing LLC	2017-79-LNG	Jamaica	AS Sabrina	Eagle LNG Maxville, Florida	Miami, Florida	873	
9/23/2022	Eagle LNG Partners Jacksonville II LLC	Tiger Paw Marketing LLC	2017-79-LNG	Jamaica	AS Sabrina	Eagle LNG Maxville, Florida	Miami, Florida	875	
9/26/2022	Eagle LNG Partners Jacksonville II LLC	Tiger Paw Marketing LLC	2017-79-LNG	Jamaica	AS Sabrina	Eagle LNG Maxville, Florida	Miami, Florida	872	
9/26/2022	Eagle LNG Partners Jacksonville II LLC	Tiger Paw Marketing LLC	2017-79-LNG	Jamaica	AS Sabrina	Eagle LNG Maxville, Florida	Miami, Florida	867	
9/27/2022	Eagle LNG Partners Jacksonville II LLC	Tiger Paw Marketing LLC	2017-79-LNG	Antigua and Barbuda	JSP BORA	Eagle LNG Maxville, Florida	Ft. Lauderdale, Florida	874	
<b>TOTAL Exports of LNG (ISO)</b>								<b>57,145</b>	

[S] **Spot** – a one-time transaction for near-term delivery of a specific quantity of LNG at a specific location. Spot cargos could be included in either long-term or short-term authorized types.  
 [\*] **Split cargo** – a single shipment of LNG where portions of the cargo have different transactional characteristics. For instance, a single cargo can have more than one buyer, supplier, price, unloading port, loading port, or DOE authorization.  
 [C] **Commissioning cargo** – pre-commercial cargo loaded while export facility operations are still undergoing final testing and inspection. Commissioning cargos may occur multiple times for the same facility as individual LNG trains enter service.  
 Countries of destination are current as of publication date. Any updates to countries of destination reported will be published in the next scheduled *LNG Monthly*.

**VESSEL-BORNE EXPORTS OF DOMESTICALLY-PRODUCED LIQUEFIED NATURAL GAS (LNG) SHIPPED BY ISO CONTAINER**

Table 2b

Date of Departure	Name of Exporter	Supplier	Docket Number	Country of Destination	Name of Ocean Going Vessel	ISO Container Loading Facility & Location	U.S. Export Port or Terminal	Volume (Mcf of Natural Gas)	Notes
1/14/2022	Carib Energy (USA) LLC	JAX LNG	2016-98-LNG	Barbados	AS Laetitia	Port Everglades, Florida	Ft. Lauderdale, Florida	877	[S]
<b>TOTAL Exports of LNG (ISO)</b>								<b>877</b>	

[S] **Spot** – a one-time transaction for near-term delivery of a specific quantity of LNG at a specific location. Spot cargos could be included in either long-term or short-term authorized types.


[\*] **Split cargo** – a single shipment of LNG where portions of the cargo have different transactional characteristics. For instance, a single cargo can have more than one buyer, supplier, price, unloading port, loading port, or DOE authorization.

[C] **Commissioning cargo** – pre-commercial cargo loaded while export facility operations are still undergoing final testing and inspection. Commissioning cargos may occur multiple times for the same facility as individual LNG trains enter service.

Countries of destination are current as of publication date. Any updates to countries of destination reported will be published in the next scheduled *LNG Monthly*.



Office of Fossil Energy and Carbon Management  
 Office of Resource Sustainability  
 Office of Regulation, Analysis, and Engagement  
 Division of Natural Gas Regulation  
 Phone: 202-586-7991  
 Email: [ngreports@hq.doe.gov](mailto:ngreports@hq.doe.gov)



### VESSEL-BORNE RE-EXPORTS OF LIQUEFIED NATURAL GAS (LNG)

Table 2c

Date of Departure	Authorization Holder	Supplier(s)	Exporter	Purchaser	Docket Number	Country of Destination	Name of Tanker	Departure Terminal	Volume (Mcf of Natural Gas)	Notes
4/6/2022	Carib Energy (USA) LLC	Naturgy Aprovisionamientos S.A.	Carib Energy (USA) LLC	BARBADOS NATIONAL OIL COMPANY	21-99-LNG	Barbados	Midnight Reign	Penuelas, Puerto Rico	16,979	
4/25/2022	Carib Energy (USA) LLC	Naturgy Aprovisionamientos S.A.	Carib Energy (USA) LLC	BARBADOS NATIONAL OIL COMPANY	21-99-LNG	Barbados	Midnight Reign	Penuelas, Puerto Rico	17,077	
5/9/2022	Carib Energy (USA) LLC	Naturgy Aprovisionamientos S.A.	Carib Energy (USA) LLC	BARBADOS NATIONAL OIL COMPANY	21-99-LNG	Barbados	Midnight Reign	Penuelas, Puerto Rico	17,132	
5/28/2022	Carib Energy (USA) LLC	Naturgy Aprovisionamientos S.A.	Carib Energy (USA) LLC	BARBADOS NATIONAL OIL COMPANY	21-99-LNG	Barbados	Midnight Reign	Penuelas, Puerto Rico	11,211	
6/14/2022	Carib Energy (USA) LLC	Naturgy Aprovisionamientos S.A.	Carib Energy (USA) LLC	BARBADOS NATIONAL OIL COMPANY	21-99-LNG	Barbados	Midnight Reign	Penuelas, Puerto Rico	11,088	
6/28/2022	Carib Energy (USA) LLC	Naturgy Aprovisionamientos S.A.	Carib Energy (USA) LLC	BARBADOS NATIONAL OIL COMPANY	21-99-LNG	Barbados	Midnight Reign	Penuelas, Puerto Rico	11,119	
7/4/2022	Carib Energy (USA) LLC	Naturgy Aprovisionamientos S.A.	Carib Energy (USA) LLC	BARBADOS NATIONAL OIL COMPANY	2021-99-LNG	Barbados	Midnight Reign	Penuelas, Puerto Rico	11,113	
7/13/2022	Carib Energy (USA) LLC	Naturgy Aprovisionamientos S.A.	Carib Energy (USA) LLC	BARBADOS NATIONAL OIL COMPANY	2021-99-LNG	Barbados	Midnight Reign	Penuelas, Puerto Rico	11,084	
7/26/2022	Carib Energy (USA) LLC	Naturgy Aprovisionamientos S.A.	Carib Energy (USA) LLC	BARBADOS NATIONAL OIL COMPANY	2021-99-LNG	Barbados	Midnight Reign	Penuelas, Puerto Rico	10,235	
8/8/2022	Carib Energy (USA) LLC	Naturgy Aprovisionamientos S.A.	Carib Energy (USA) LLC	BARBADOS NATIONAL OIL COMPANY	2021-99-LNG	Barbados	Midnight Reign	Penuelas, Puerto Rico	12,588	
8/23/2022	Carib Energy (USA) LLC	Naturgy Aprovisionamientos S.A.	Carib Energy (USA) LLC	BARBADOS NATIONAL OIL COMPANY	2021-99-LNG	Barbados	Midnight Reign	Penuelas, Puerto Rico	12,675	
9/5/2022	Carib Energy (USA) LLC	Naturgy Aprovisionamientos S.A.	Carib Energy (USA) LLC	BARBADOS NATIONAL OIL COMPANY	2021-99-LNG	Barbados	Midnight Reign	Penuelas, Puerto Rico	14,298	
9/22/2022	Carib Energy (USA) LLC	Naturgy Aprovisionamientos S.A.	Carib Energy (USA) LLC	BARBADOS NATIONAL OIL COMPANY	2021-99-LNG	Barbados	Midnight Tide	Ponce, Puerto Rico	6,771	
<b>TOTAL Re-Exports of LNG</b>									<b>163,370</b>	

[S] **Spot** - a one-time transaction for near-term delivery of a specific quantity of LNG at a specific location. Prior to 2006, spot cargos could be included in either long-term or short-term authorization types.

[\*] **Split cargo** - a single shipment of LNG where portions of the cargo have different transactional characteristics. For instance, a single cargo can have more than one buyer, supplier, price, unloading port, loading port, or DOE authorization.

[C] **Commissioning cargo** - pre-commercial cargo loaded while export facility operations are still undergoing final testing and inspection. Commissioning cargos may occur multiple times for the same facility as individual LNG trains enter service.

### LNG Imports by Country of Origin (Bcf of Natural Gas)

Table 2d(i)

2022	January	February	March	April	May	June	July	August	September	October	November	December	TOTAL
Egypt	-	-	-	-	-	-	-	-	-	-	-	-	0.0
France	-	-	-	-	-	-	-	-	-	-	-	-	0.0
Nigeria	-	-	-	-	-	-	-	-	-	-	-	-	0.0
Norway	-	-	-	-	-	-	-	-	-	-	-	-	0.0
Qatar	-	-	-	-	-	-	-	-	-	-	-	-	0.0
Trinidad	6.4	2.8	2.6	-	0.5	-	2.7	2.9	-	-	-	-	17.9
United Kingdom	-	-	-	-	-	-	-	-	-	-	-	-	0.0
Yemen	-	-	-	-	-	-	-	-	-	-	-	-	0.0
<b>TOTAL Imports of LNG</b>	<b>6.4</b>	<b>2.8</b>	<b>2.6</b>	<b>-</b>	<b>0.5</b>	<b>-</b>	<b>2.7</b>	<b>2.9</b>	<b>-</b>	<b>-</b>	<b>-</b>	<b>-</b>	<b>17.9</b>

### LNG Imports by Receiving Terminal (Bcf of Natural Gas)

Table 2d(ii)

2022	January	February	March	April	May	June	July	August	September	October	November	December	TOTAL
Cameron, LA	-	-	-	-	-	-	-	-	-	-	-	-	0.0
Cove Point, MD	-	-	-	-	-	-	-	-	-	-	-	-	0.0
Elba Island, GA	-	-	-	-	-	-	-	-	-	-	-	-	0.0
Everett, MA	5.1	2.9	2.6	-	0.5	-	2.7	2.9	-	-	-	-	16.7
Freeport, TX	-	-	-	-	-	-	-	-	-	-	-	-	0.0
Golden Pass, TX	-	-	-	-	-	-	-	-	-	-	-	-	0.0
Gulf LNG, MS	-	-	-	-	-	-	-	-	-	-	-	-	0.0
Lake Charles, LA	-	-	-	-	-	-	-	-	-	-	-	-	0.0
Neptune Deepwater Port	-	-	-	-	-	-	-	-	-	-	-	-	0.0
Northeast Gateway	1.2	1.6	-	-	-	-	-	-	-	-	-	-	2.8
<b>TOTAL Imports of LNG</b>	<b>6.4</b>	<b>4.4</b>	<b>2.6</b>	<b>-</b>	<b>0.5</b>	<b>-</b>	<b>2.7</b>	<b>2.9</b>	<b>-</b>	<b>-</b>	<b>-</b>	<b>-</b>	<b>19.5</b>

### LNG Imports by Company (Bcf of Natural Gas)

Table 2d(iii)

2022	January	February	March	April	May	June	July	August	September	October	November	December	TOTAL
BG LNG Services, LLC	-	-	-	-	-	-	-	-	-	-	-	-	0.0
BP Energy	-	-	-	-	-	-	-	-	-	-	-	-	0.0
Cheniere Marketing LLC	-	-	-	-	-	-	-	-	-	-	-	-	0.0
ConocoPhillips	-	-	-	-	-	-	-	-	-	-	-	-	0.0
Constellation LNG, LLC	5.1	2.9	2.6	-	0.5	-	2.7	2.9	-	-	-	-	16.7
Engie Gas & LNG LLC	-	-	-	-	-	-	-	-	-	-	-	-	0.0
Excelerate Energy Gas Marketing L.P.	1.2	1.6	-	-	-	-	-	-	-	-	-	-	2.8
Freeport LNG Development, L.P.	-	-	-	-	-	-	-	-	-	-	-	-	0.0
Pacific Summit Energy LLC	-	-	-	-	-	-	-	-	-	-	-	-	0.0
Sempra LNG Marketing	-	-	-	-	-	-	-	-	-	-	-	-	0.0
Shell NA LNG LLC	-	-	-	-	-	-	-	-	-	-	-	-	0.0
Statoil Natural Gas	-	-	-	-	-	-	-	-	-	-	-	-	0.0
Total Gas & Power	-	-	-	-	-	-	-	-	-	-	-	-	0.0
<b>Total Imports of LNG</b>	<b>6.4</b>	<b>4.4</b>	<b>2.6</b>	<b>-</b>	<b>0.5</b>	<b>-</b>	<b>2.7</b>	<b>2.9</b>	<b>-</b>	<b>-</b>	<b>-</b>	<b>-</b>	<b>19.5</b>

\*Very small volumes shown as zero due to rounding.

### SHORT-TERM VESSEL-BORNE IMPORTS OF LIQUEFIED NATURAL GAS

Table 2e(i)

Date of Arrival	Name of Importer	Seller	Docket Number	Country of Origin	Name of Tanker	Receiving Terminal	Volume (Mcf of Natural Gas)	Notes
1/4/2022	Excelerate Energy Gas Marketing L.P.		2021-36-LNG	Trinidad	Exemplar	Northeast Gateway	1,246,356	[S]
2/1/2022	Excelerate Energy Gas Marketing L.P.		2021-36-LNG	Trinidad	Exemplar	Northeast Gateway	1,593,156	[S]
<b>TOTAL Short-Term Imports of LNG</b>							<b>2,839,512</b>	

[S] Spot - a one-time transaction for near-term delivery of a specific quantity of LNG at a specific location. Prior to 2006, spot cargos could be included in either long-term or short-term authorization types.

[\*] Split cargo - a single shipment of LNG where portions of the cargo have different transactional characteristics. For instance, a single cargo can have more than one buyer, supplier, price, unloading port, loading port, or DOE authorization.

### LONG-TERM VESSEL-BORNE IMPORTS OF LIQUEFIED NATURAL GAS

Table 2e(ii)

Date of Arrival	Name of Importer	Seller	Docket Number	Country of Origin	Name of Tanker	Receiving Terminal	Volume (Mcf of Natural Gas)	Notes
1/8/2022	Constellation LNG, LLC	Naturgy LNG Marketing Limited	2019-5-LNG	Trinidad	Cadiz Knutsen	Everett, Massachusetts	1,155,146	
1/13/2022	Constellation LNG, LLC	Naturgy LNG Marketing Limited	2019-5-LNG	Trinidad	Methane Lydon Volney	Everett, Massachusetts	1,139,618	
1/26/2022	Constellation LNG, LLC	Naturgy LNG Marketing Limited	2019-5-LNG	Trinidad	Cadiz Knutsen	Everett, Massachusetts	2,840,362	
2/9/2022	Constellation LNG, LLC	Naturgy LNG Marketing Limited	2019-5-LNG	Trinidad	Castillo de Villalba	Everett, Massachusetts	2,854,628	
3/1/2022	Constellation LNG, LLC	Naturgy LNG Marketing Limited	2019-5-LNG	Trinidad	Methane Lydon Volney	Everett, Massachusetts	1,266,120	
3/24/2022	Constellation LNG, LLC	Naturgy LNG Marketing Limited	2019-5-LNG	Trinidad	Catalunya Spirit	Everett, Massachusetts	1,333,998	
5/23/2022	Constellation LNG, LLC	Naturgy LNG Marketing Limited	2019-5-LNG	Trinidad	Catalunya Spirit	Everett, Massachusetts	481,654	
7/17/2022	Constellation LNG, LLC	Naturgy LNG Marketing Limited	2019-5-LNG	Trinidad	Neo Energy	Everett, Massachusetts	2,736,485	
8/30/2022	Constellation LNG, LLC	Naturgy LNG Marketing Limited	2019-5-LNG	Trinidad	Iberica Knutsen	Everett, Massachusetts	2,861,900	
<b>TOTAL Long-Term Imports of LNG</b>							<b>16,669,911</b>	

**TOTAL LNG IMPORTS**

**19,509,423**

[S] Spot - a one-time transaction for near-term delivery of a specific quantity of LNG at a specific location. Prior to 2006, spot cargos could be included in either long-term or short-term authorization types.

[\*] Split cargo - a single shipment of LNG where portions of the cargo have different transactional characteristics. For instance, a single cargo can have more than one buyer, supplier, price, unloading port, loading port, or DOE authorization.

[E-P] - a portion of this cargo was delivered to Everett, MA on 16 February 2017 and a portion was delivered to Ponce, Puerto Rico on 22 February 2017.

**VESSEL-BORNE IMPORTS OF LIQUEFIED NATURAL GAS (LNG) TO PUERTO RICO**

Table 2f

Date of Arrival	Name of Importer	Seller	Docket Number	Country of Origin	Name of Tanker	Receiving Terminal	Volume (Mcf of Natural Gas)	Notes
1/7/2022	NFEnergía LLC	NFE North Trading Ltd	2020-7-LNG	Brazil	JS Ineos Independence	San Juan, Puerto Rico	15,961	[S]
1/10/2022	Naturgy Aproveisionamientos S.A.	Naturgy Aproveisionamientos S.A.	2020-116-LNG	Trinidad	Tristar Ruby	Ponce, Puerto Rico	1,435,919	[*]
1/14/2022	NFEnergía LLC	NFE North Trading Ltd	2020-7-LNG	Brazil	Coral Antheia	San Juan, Puerto Rico	8,059	[S]
1/21/2022	NFEnergía LLC	NFE North Trading Ltd	2020-7-LNG	Brazil	Coral Antheia	San Juan, Puerto Rico	12,158	[S]
1/22/2022	Naturgy Aproveisionamientos S.A.	Naturgy Aproveisionamientos S.A.	2020-116-LNG	Trinidad	Methane Lydon Volney	Ponce, Puerto Rico	964,767	[*]
1/28/2022	NFEnergía LLC	NFE North Trading Ltd	2020-7-LNG	Brazil	Coral Antheia	San Juan, Puerto Rico	13,961	[S]
2/1/2022	Naturgy Aproveisionamientos S.A.	Naturgy Aproveisionamientos S.A.	2020-116-LNG	Spain	Catalunya Spirit	Ponce, Puerto Rico	880,871	[*]
2/2/2022	NFEnergía LLC	NFE North Trading Ltd	2020-7-LNG	Trinidad	Coral Antheia	San Juan, Puerto Rico	7,281	[S]
2/11/2022	NFEnergía LLC	NFE North Trading Ltd	2020-7-LNG	Trinidad	Coral Antheia	San Juan, Puerto Rico	15,143	[S]
2/16/2022	Naturgy Aproveisionamientos S.A.	Naturgy Aproveisionamientos S.A.	2020-116-LNG	Spain	Catalunya Spirit	Ponce, Puerto Rico	1,373,904	[*]
2/18/2022	NFEnergía LLC	NFE North Trading Ltd	2020-7-LNG	Trinidad	Coral Antheia	San Juan, Puerto Rico	114,640	[S]
2/27/2022	Naturgy Aproveisionamientos S.A.	Naturgy Aproveisionamientos S.A.	2020-116-LNG	Trinidad	BW GDF Suez Boston	Ponce, Puerto Rico	1,337,860	[*]
3/2/2022	NFEnergía LLC	NFE North Trading Ltd	2020-7-LNG	Trinidad	JS Ineos Independence	San Juan, Puerto Rico	385,586	[S]
3/11/2022	Naturgy Aproveisionamientos S.A.	Naturgy Aproveisionamientos S.A.	2020-116-LNG	Trinidad	BW GDF Suez Boston	Ponce, Puerto Rico	1,383,184	[*]
3/12/2022	NFEnergía LLC	NFE North Trading Ltd	2020-7-LNG	Trinidad	Coral Antheia	San Juan, Puerto Rico	122,424	[S]
3/18/2022	NFEnergía LLC	NFE North Trading Ltd	2020-7-LNG	Trinidad	JS Ineos Independence	San Juan, Puerto Rico	396,985	[S]
3/23/2022	Naturgy Aproveisionamientos S.A.	Naturgy Aproveisionamientos S.A.	2020-116-LNG	Trinidad	Methane Lydon Volney	Ponce, Puerto Rico	1,444,512	[*]
4/2/2022	NFEnergía LLC	NFE North Trading Ltd	2022-4-LNG	Trinidad	Coral Antheia	San Juan, Puerto Rico	126,177	[S]
4/5/2022	Naturgy Aproveisionamientos S.A.	Naturgy Aproveisionamientos S.A.	2020-116-LNG	Trinidad	BW GDF Suez Boston	Ponce, Puerto Rico	1,700,212	[*]
4/6/2022	NFEnergía LLC	NFE North Trading Ltd	2022-4-LNG	Trinidad	Coral Encanto	San Juan, Puerto Rico	585,744	[S]
4/22/2022	Naturgy Aproveisionamientos S.A.	Naturgy Aproveisionamientos S.A.	2020-116-LNG	Trinidad	Catalunya Spirit	Ponce, Puerto Rico	1,460,529	[*]
4/25/2022	NFEnergía LLC	NFE North Trading Ltd	2022-4-LNG	Nigeria	JS Ineos Independence	San Juan, Puerto Rico	207,094	[S]
5/6/2022	NFEnergía LLC	NFE North Trading Ltd	2022-4-LNG	Nigeria	Coral Encanto	San Juan, Puerto Rico	353,458	[S]
5/7/2022	Naturgy Aproveisionamientos S.A.	Naturgy Aproveisionamientos S.A.	2020-116-LNG	Trinidad	Catalunya Spirit	Ponce, Puerto Rico	1,188,635	[*]
5/14/2022	NFEnergía LLC	NFE North Trading Ltd	2022-4-LNG	Nigeria	Coral Encanto	San Juan, Puerto Rico	283,586	[S]
5/14/2022	NFEnergía LLC	NFE North Trading Ltd	2022-4-LNG	Nigeria	JS Ineos Insight	San Juan, Puerto Rico	417,300	[S]
5/19/2022	Naturgy Aproveisionamientos S.A.	Naturgy Aproveisionamientos S.A.	2020-116-LNG	Trinidad	Methane Lydon Volney	Ponce, Puerto Rico	1,402,960	[*]
5/31/2022	Naturgy Aproveisionamientos S.A.	Naturgy Aproveisionamientos S.A.	2020-116-LNG	Trinidad	Methane Lydon Volney	Ponce, Puerto Rico	1,403,154	[*]
6/1/2022	NFEnergía LLC	NFE North Trading Ltd	2022-4-LNG	Trinidad	Coral Encanto	San Juan, Puerto Rico	254,443	[S]
6/10/2022	Naturgy Aproveisionamientos S.A.	Naturgy Aproveisionamientos S.A.	2020-116-LNG	Trinidad	Catalunya Spirit	Ponce, Puerto Rico	1,098,699	[*]
6/17/2022	NFEnergía LLC	NFE North Trading Ltd	2022-4-LNG	Trinidad	Coral Encanto	San Juan, Puerto Rico	583,714	[S]
6/19/2022	Naturgy Aproveisionamientos S.A.	Naturgy Aproveisionamientos S.A.	2020-116-LNG	Nigeria	LNG Cross River	Ponce, Puerto Rico	1,372,913	[*]
6/29/2022	Naturgy Aproveisionamientos S.A.	Naturgy Aproveisionamientos S.A.	2020-116-LNG	Nigeria	LNG Cross River	Ponce, Puerto Rico	1,347,435	[*]
6/30/2022	NFEnergía LLC	NFE North Trading Ltd	2022-4-LNG	Trinidad	Coral Encanto	San Juan, Puerto Rico	245,616	[S]
7/2/2022	NFEnergía LLC	NFE North Trading Ltd	2022-4-LNG	Trinidad	Coral Encanto	San Juan, Puerto Rico	237,517	[S]
7/12/2022	NFEnergía LLC	NFE North Trading Ltd	2022-4-LNG	Trinidad	Coral Encanto	San Juan, Puerto Rico	607,163	[S]
7/14/2022	Naturgy Aproveisionamientos S.A.	Naturgy Aproveisionamientos S.A.	2020-116-LNG	Oman	Gaslog Sydney	Ponce, Puerto Rico	1,412,709	SL
7/20/2022	NFEnergía LLC	NFE North Trading Ltd	2022-4-LNG	Trinidad	Coral Encanto	San Juan, Puerto Rico	385,675	[S]
7/25/2022	Naturgy Aproveisionamientos S.A.	Naturgy Aproveisionamientos S.A.	2020-116-LNG	Oman	Gaslog Sydney	Ponce, Puerto Rico	1,434,662	[*]
7/30/2022	NFEnergía LLC	NFE North Trading Ltd	2022-4-LNG	Trinidad	Coral Encanto	San Juan, Puerto Rico	634,079	[S]
8/3/2022	NFEnergía LLC	NFE North Trading Ltd	2022-4-LNG	Trinidad	Coral Encanto	San Juan, Puerto Rico	148,286	[S]
8/5/2022	Naturgy Aproveisionamientos S.A.	Naturgy Aproveisionamientos S.A.	2020-116-LNG	Trinidad	BW GDF Suez Boston	Ponce, Puerto Rico	1,395,550	[*]
8/6/2022	NFEnergía LLC	NFE North Trading Ltd	2022-4-LNG	Trinidad	Coral Encanto	San Juan, Puerto Rico	605,537	[S]
8/12/2022	NFEnergía LLC	NFE North Trading Ltd	2022-4-LNG	Trinidad	Coral Encanto	San Juan, Puerto Rico	148,709	[S]
8/18/2022	Naturgy Aproveisionamientos S.A.	Naturgy Aproveisionamientos S.A.	2020-116-LNG	Oman	Cadiz Knutsen	Ponce, Puerto Rico	1338940	[*]

Note: Naturgy Aproveisionamientos S.A. (formerly Gas Natural Aproveisionamientos SDG. S.A.)

[S] Spot – a one-time transaction for near-term delivery of a specific quantity of LNG at a specific location.

[\*] Split cargo – a single shipment of LNG where portions of the cargo have different transactional characteristics. For instance, a single cargo can have more than one buyer, supplier, price, unloading port, loading port, or DOE authorization.

### VESSEL-BORNE IMPORTS OF LIQUEFIED NATURAL GAS (LNG) TO PUERTO RICO

Table 2f

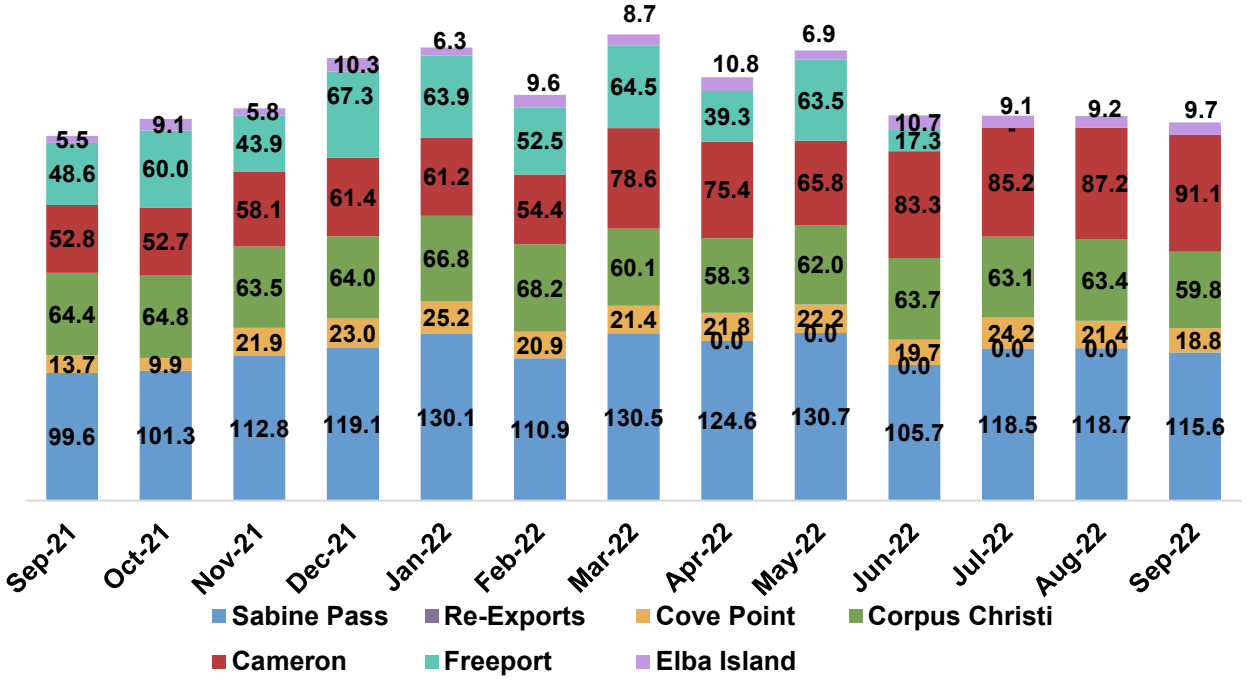
Date of Arrival	Name of Importer	Seller	Docket Number	Country of Origin	Name of Tanker	Receiving Terminal	Volume (Mcf of Natural Gas)	Notes
8/20/2022	NFEnergia LLC	NFE North Trading Ltd	2022-4-LNG	Trinidad	Coral Encanto	San Juan, Puerto Rico	607,261	[S]
8/24/2022	NFEnergia LLC	NFE North Trading Ltd	2022-4-LNG	Trinidad	Coral Encanto	San Juan, Puerto Rico	148,286	[S]
8/26/2022	NFEnergia LLC	NFE North Trading Ltd	2022-4-LNG	Trinidad	Coral Encanto	San Juan, Puerto Rico	460,345	[S]
8/30/2022	Naturgy Aprovisionamientos S.A.	Naturgy Aprovisionamientos S.A.	2020-116-LNG	Oman	Cadiz Knutsen	Ponce, Puerto Rico	1,327,194	[*]
9/8/2022	Naturgy Aprovisionamientos S.A.	Naturgy Aprovisionamientos S.A.	2020-116-LNG	Trinidad	BW GDF Suez Boston	Ponce, Puerto Rico	1,190,025	[*]
9/16/2022	Naturgy Aprovisionamientos S.A.	Naturgy Aprovisionamientos S.A.	2020-116-LNG	Spain	Castillo de Villalba	Ponce, Puerto Rico	1,303,939	[*]
9/2/2022	NFEnergia LLC	NFE North Trading Ltd	2022-4-LNG	Trinidad	Avenir Accolade	San Juan, Puerto Rico	144,621	[S]
9/6/2022	NFEnergia LLC	NFE North Trading Ltd	2022-4-LNG	Trinidad	Coral Encanto	San Juan, Puerto Rico	602,670	[S]
9/12/2022	NFEnergia LLC	NFE North Trading Ltd	2022-4-LNG	Trinidad	Avenir Accolade	San Juan, Puerto Rico	148,325	[S]
9/13/2022	NFEnergia LLC	NFE North Trading Ltd	2022-4-LNG	Trinidad	Coral Encanto	San Juan, Puerto Rico	466,433	[S]
9/21/2022	NFEnergia LLC	NFE North Trading Ltd	2022-4-LNG	Nigeria	Avenir Accolade	San Juan, Puerto Rico	142,217	[S]
<b>TOTAL Imports of LNG to Puerto Rico</b>							<b>38,835,027</b>	

Note: Naturgy Aprovisionamientos S.A. (formerly Gas Natural Aprovisionamientos SDG. S.A.)

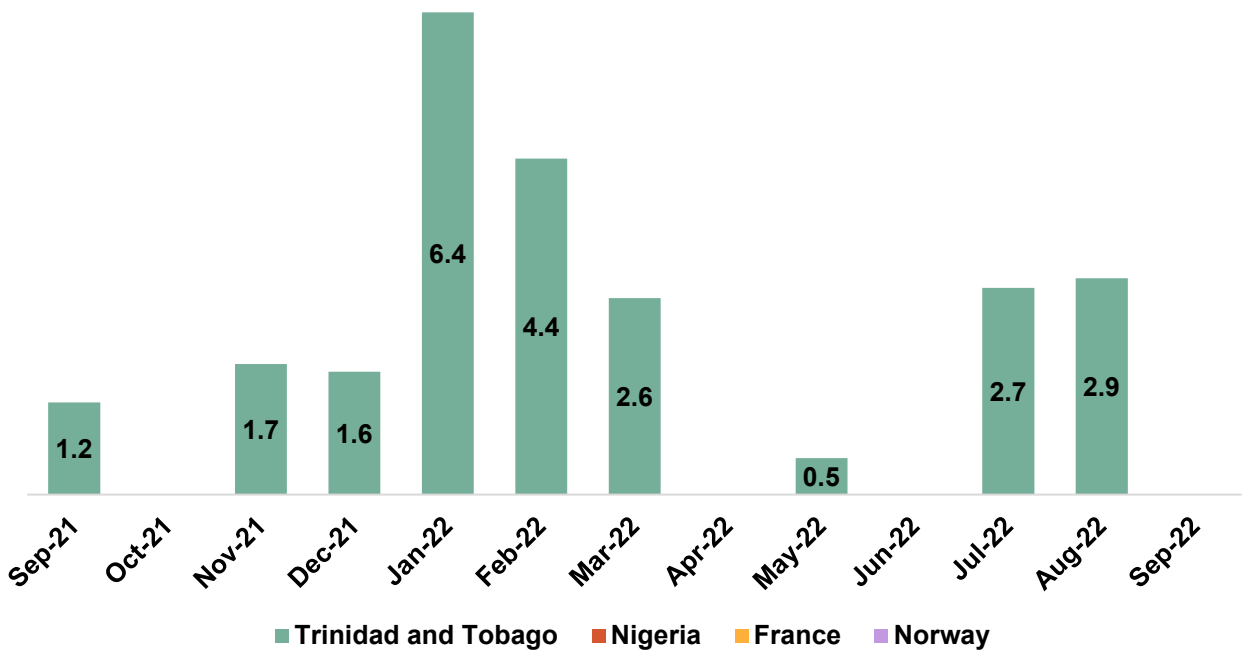
[S] Spot – a one-time transaction for near-term delivery of a specific quantity of LNG at a specific location.

[\*] Split cargo – a single shipment of LNG where portions of the cargo have different transactional characteristics. For instance, a single cargo can have more than one buyer, supplier, price, unloading port, loading port, or DOE authorization.

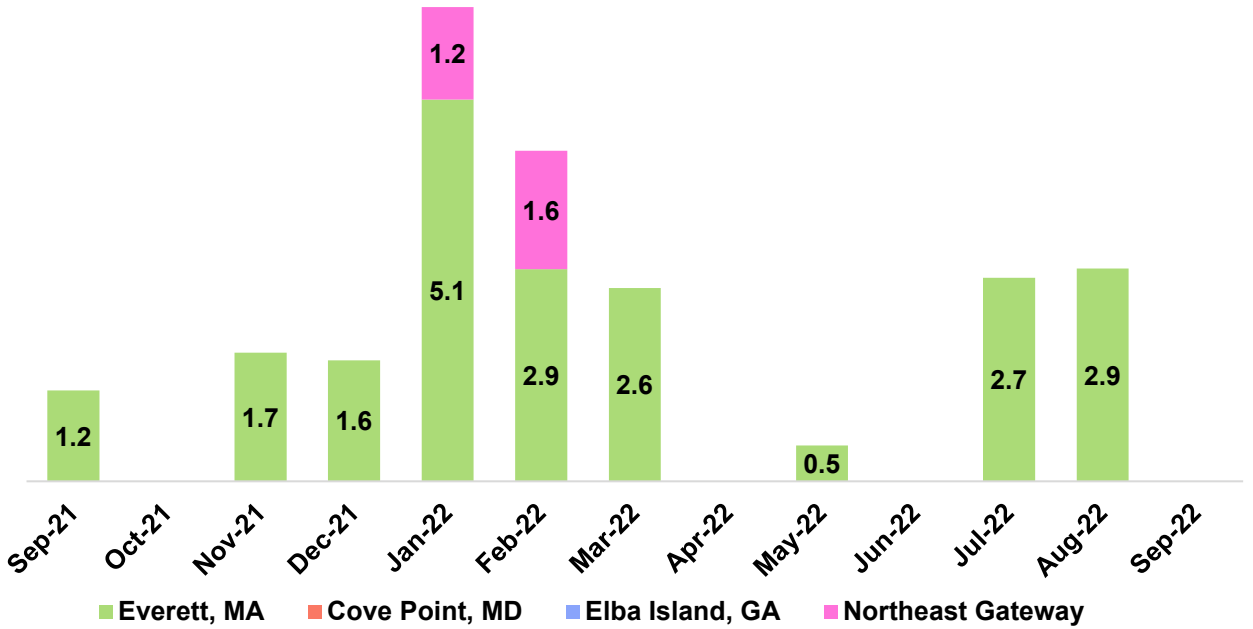
### U.S. LNG by Vessel – Export and Re-Export Volumes (Bcf)



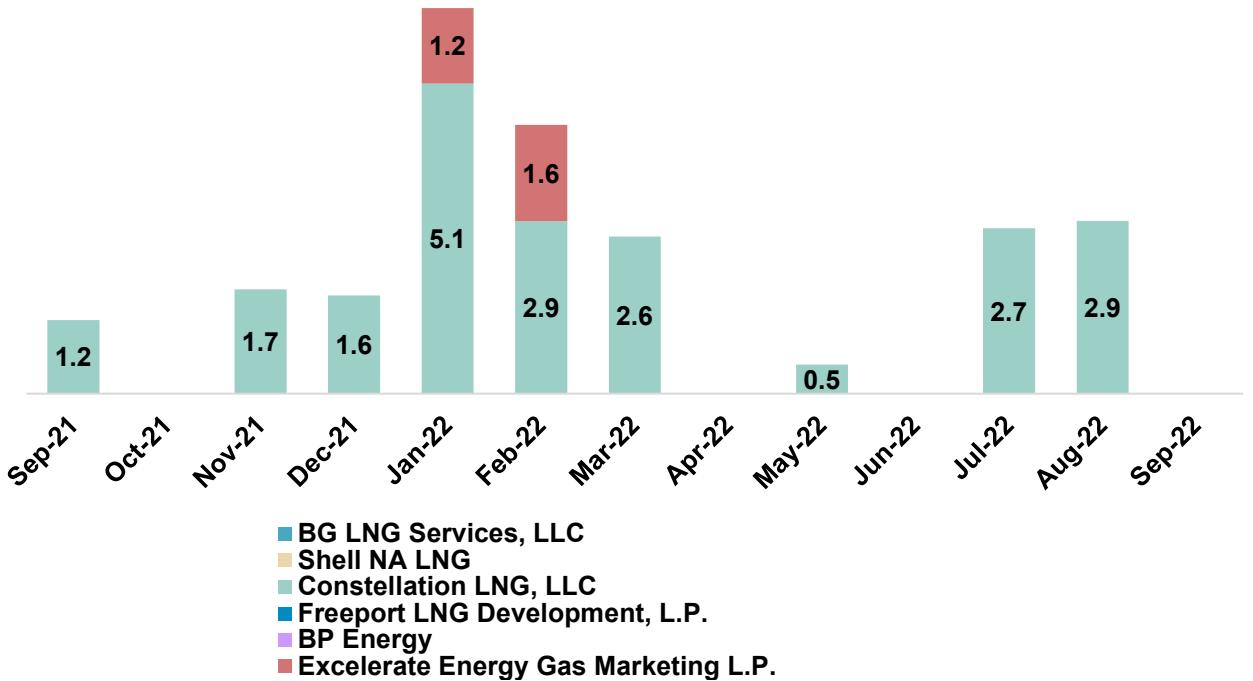
### U.S. LNG Import Volume by Source Country (Bcf)



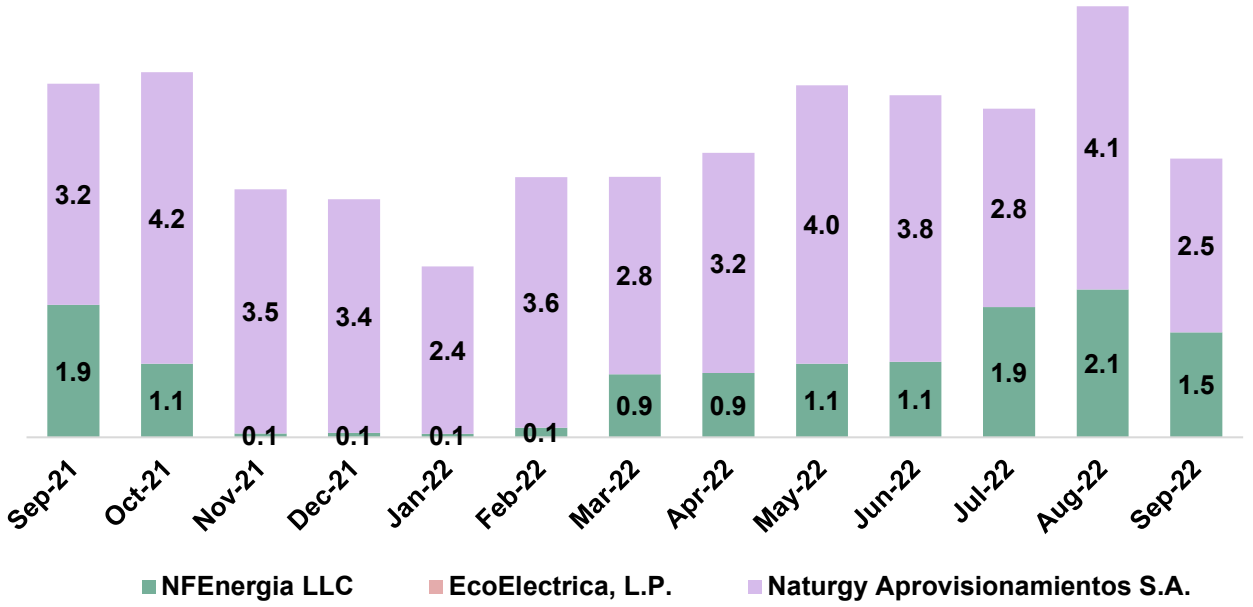
### U.S. LNG Import Volume by Terminal (Bcf)



### U.S. LNG Import Volume by Company (Bcf)



### U.S. LNG Import Volume by Company, Puerto Rico (Bcf)





## NOTES AND DEFINITIONS

- 1) Import prices are landed and include the price of the LNG, the transportation cost to the U.S. terminal, and the cost of offloading the LNG. Landed prices do not include regasification fees.
- 2) The data are provided by importers and exporters as a condition of their authorizations (which are issued by this office). They are reported as filed, after DOE review and any subsequent revisions by importers and exporters.
- 3) Spot cargos [S] are a one-time transaction for near-term delivery of a specific quantity of LNG at a specific location. Spot cargos could be included in either long-term or short-term authorization types.
- 4) Split cargos [\*] refer to a single shipment of LNG where portions of the cargo have different transactional characteristics. For instance, a single cargo can have more than one buyer, supplier, price, unloading port, loading port, or DOE authorization.
- 5) Commissioning cargos [C] refer to pre-commercial cargos loaded while export facility operations are still undergoing final testing and inspection. Commissioning cargos may occur multiple times for the same facility as individual LNG trains enter service.
- 6) Export prices are free on board (FOB) and are inclusive of all costs of the LNG up to the point of export, including commodity costs and liquefaction fees. Prior to July 2019, cargo prices that include liquefaction fees are indicated by the footnote [L].
- 7) Short-term imports or exports are those cargos imported or exported under a company's short-term or "blanket" authorization. This type of authorization covers supply contracts with terms up to 2 years, including spot cargos. The authorization is not based on a specific supply contract, but covers all of the importer's short-term supply deals. DOE does not have copies of those contracts and they are not filed with the applications.
- 8) Long-term imports or exports are those cargos imported or exported under a company's long-term authorization. This type of authorization is tied to one specific supply contract with a term of more than two years. Redacted copies of the contracts are available on our website (please see below).
- 9) Authorization holders are required to file volume data in thousand cubic feet (Mcf). Therefore, data collected does not necessarily include equivalent amounts of energy, measured in million British thermal units (MMBtu).
- 10) Prices for re-exports are the prices at the point of export, also known as FOB (free on board).
- 11) Data are current as of the publication date. Any revisions to reported data will be published in the next scheduled LNG Monthly.

Our web address is: [www.fossil.energy.gov](http://www.fossil.energy.gov)  
Click "Services," then click "Natural Gas Regulation."



U.S. DEPARTMENT OF  
**ENERGY** | Fossil Energy and  
Carbon Management  
OFFICE OF RESOURCE SUSTAINABILITY