



U.S. DEPARTMENT OF  
**ENERGY**

OFFICE OF  
**ENVIRONMENTAL  
MANAGEMENT**

# WVDP Project Update

**John Rendall**  
*Deputy General Manager*

**Quarterly Public Meeting**  
**February 27, 2019**





| Metric                          | January 2019<br>12-Month<br>Rolling Average |
|---------------------------------|---|
| TRC (12-Month Rolling Average)  | 1.69  |
| DART (12-Month Rolling Average) | 0.00  |
| Last Lost-Time Case Recordable  | April 2017                                  |
| Last Recordable Injury          | January 2019                                |

**\*The CHBWW Team has worked over one million safe work hours since its last lost-time injury.**



## Milestone 1

- Complete relocation of 275 HLW canisters and 3 non-conforming HLW canisters to Long-term Interim Storage (Completed February 2017)

## Milestone 2

- Process, ship, dispose of all Legacy Waste, not including Transuranic Waste (Completed September 2018)

## Milestone 3

- Demolish and remove the Vitrification Facility and Main Plant Process Building (Ongoing – Demolition of MPPB deferred)

## Milestone 4

- Complete all work in Performance Work Statement, including Balance of Site Facilities, Surveillance and Maintenance, and Site Operations (Ongoing)



## 2018 Accomplishments

- Continued to perform all work safely and compliantly
- Completed Milestone 2 Legacy Waste Disposition seven months ahead of schedule
- Completed demolition of the Vitrification Facility
- Achieved significant progress on deactivation of the Main Plant Process Building for future demolition
  - Completed the removal of the Main Plant ventilation stack
  - Completed MSM Shop and Contact-Size Reduction Facility demolitions
- Completed major site infrastructure upgrades
- Completed demolition of 28 Balance of Site Facilities (28 of 47) and areas restored
- Conducted support initiatives to benefit local communities



# Deactivation and Demolition Progress

- Milestone 3 - Vitrification Facility Demolition – 100% Completed
- Milestone 3 - Main Plant Process Building Deactivation – 96% Completed
- Milestone 4 - Balance of Site Facilities Demolition – 28 of 47 Facilities Completed and Areas Restored (60%)





# Vitrification Facility Demolition Milestone 3

- Completed the Disposition of Vitrification Facility waste in January

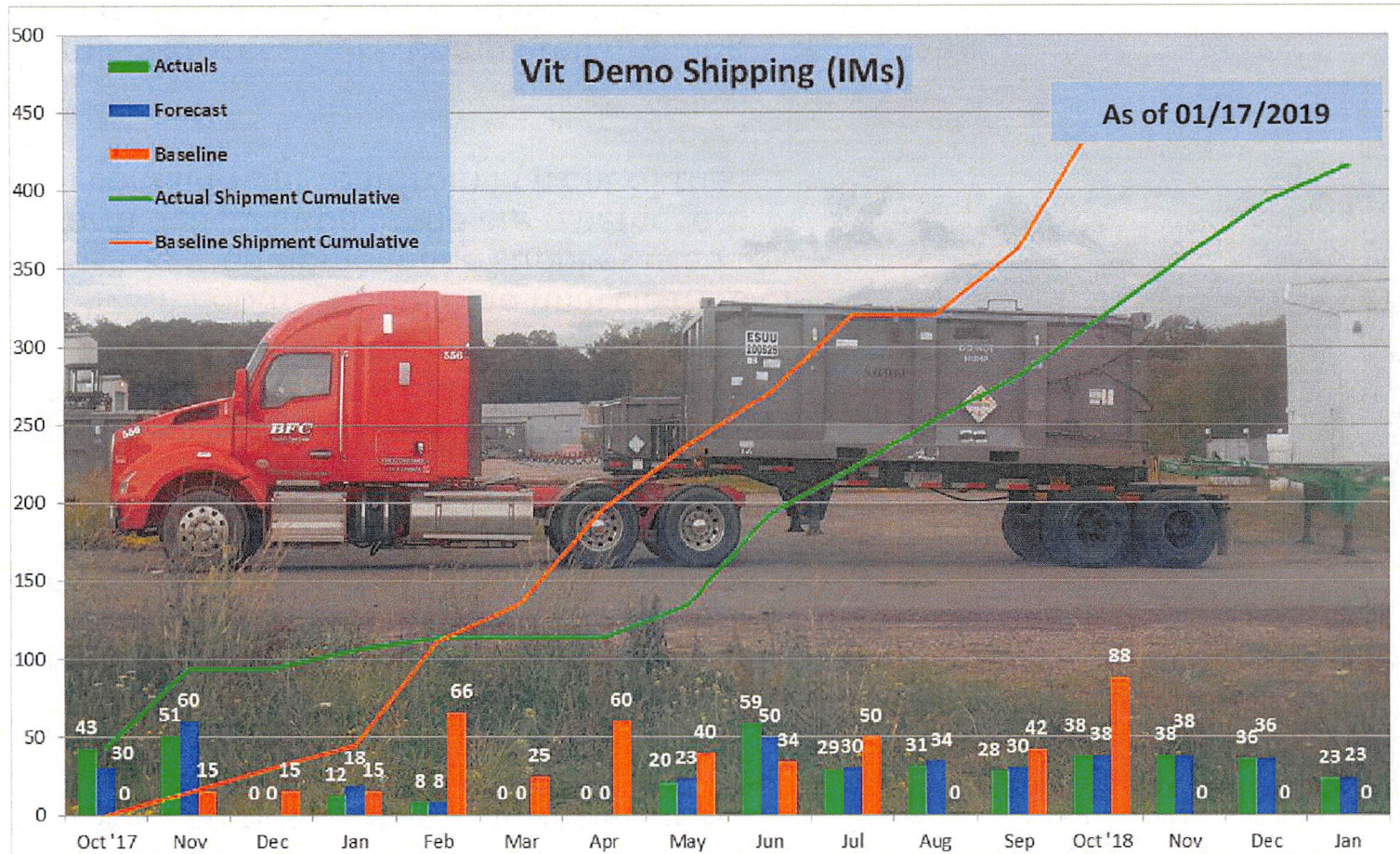


Waste disposition in Vitrification Facility  
demolition area





# Vitrification Facility Waste Disposal



**Debris Quantity: 416 Intermodals (IMs)**  
**Status: 416 Intermodals Loaded and Shipped**



# Main Plant Process Building Deactivation (MPPB) – Milestone 3

- Five crews are performing deactivation and decontamination in MPPB
  - Asbestos-containing material (ACM) removal
  - Deactivation in radiological areas
- Major areas left for deactivation, which are also the most challenging include:
  - Vent Exhaust Cell (VEC) – Completed final cleanup from roof vent duct removal activities.
  - Vent Wash Room – Completed final cleanup of excess tools, equipment and supplies used to perform deactivation in the area. Removed ACM containment tent from in front of the room.
  - Chemical Process Cell – Completed draining fluids from the man-lift in the Equipment Decontamination Room in preparation for future CHBWV removal.



36-inch VEC vertical duct cutting



# MPPB Deactivation – Milestone 3 (Cont.)



Removing VEC 36-inch duct from MPPB roof





# MPPB Deactivation Demolition of Ancillary Facilities



Contact-Size Reduction Facility's dust collector being loaded during demolition



## MPPB Deactivation Demolition of Ancillary Facilities (Cont.)



MSM Shop Demolition



# MPPB Deactivation Demolition of Ancillary Facilities (Cont.)



Below-grade Head-End Vent Blower Room after demolition and during backfilling




# Balance of Site Facilities (BOSF) and Infrastructure – Milestone 4

- Performing deactivation to support removal of 47 Balance of Site Facilities
  - North Plateau Pump and Treat System demolished and the area restored
  - 28 facilities demolished and areas restored
- Reconfiguring infrastructure for facility demolition and future site needs
  - Work completed on the new natural gas distribution system
    - 2,800 feet of new pipeline installed
  - New electrical substation
    - Phase 1 completed
    - Phase 2 Spring 2019




Demolition of North Plateau Pump  
and Treat System





- Community Service Donations
  - West Valley Fire District #1: \$70,000
  - Bertrand Chaffee Hospital: \$5,000
  - Mercy Flight: \$5,000
- Annual Community Donations: ~\$12,000
- Annual Food Drive
  - Collected 108,000 pounds of food
  - Food delivered to nine food pantries
  - All done by volunteers
- United Way: \$18,375





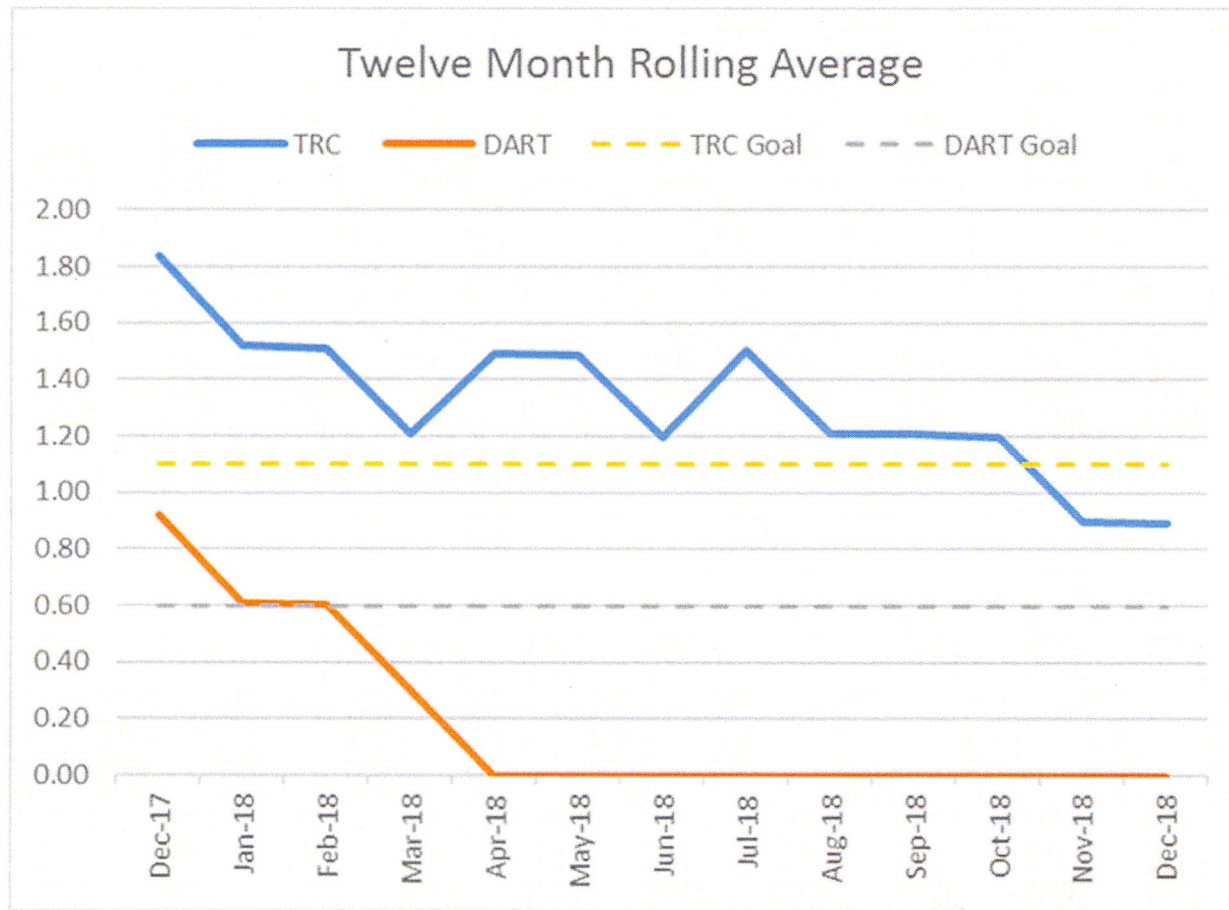
## 2019 Project Goals

- Perform All Work Safely and Compliantly
- Complete Disposition of Vitrification Facility Waste
- Complete Decontamination and Deactivation of the Main Plant Process Building
- Complete Demolition of the Remaining Ancillary Support Buildings and Disposition the Demolition Waste
- Complete NRC-licensed Disposal Area (NDA) Armoring and Cover Extension
- Complete Demolition, Disposition, and Restoration of 15 Balance of Site Facilities
- Complete Electrical Distribution System Reconfigurations
- Complete Disposition of 50 truckloads of Newly Generated Waste



# 2019 Project Goals (Cont.)

- Perform All Work Safely and Compliantly





## 2019 Project Goals (Cont.)

- Complete Decontamination and Deactivation of the MPPB
  - Contract modifications underway for additional deactivation scope in place of MPPB demolition



General Purpose Cell


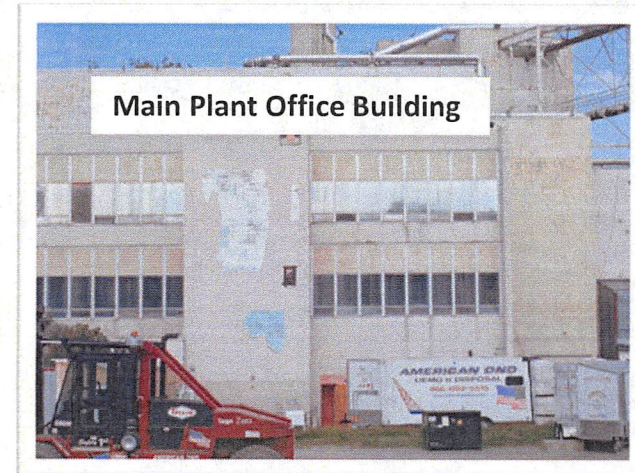



Fuel Receiving & Storage Area



## 2019 Project Goals (Cont.)

- Complete Demolition of the Remaining Ancillary Support Buildings and Disposition the Demolition Waste





## 2019 Project Goals (Cont.)

- Complete NRC-licensed Disposal Area (NDA) Armoring and Cover Extension

