



U.S. DEPARTMENT OF
ENERGY

OFFICE OF
**ENVIRONMENTAL
MANAGEMENT**

Permeable Treatment Wall Update Quarterly Public Meeting

Robert Steiner
Regulatory Strategy and Compliance

CH2M HILL B&W West Valley

February 25, 2015

Installed 860 ft. Long Permeable Treatment Wall (PTW)
In October/November 2010

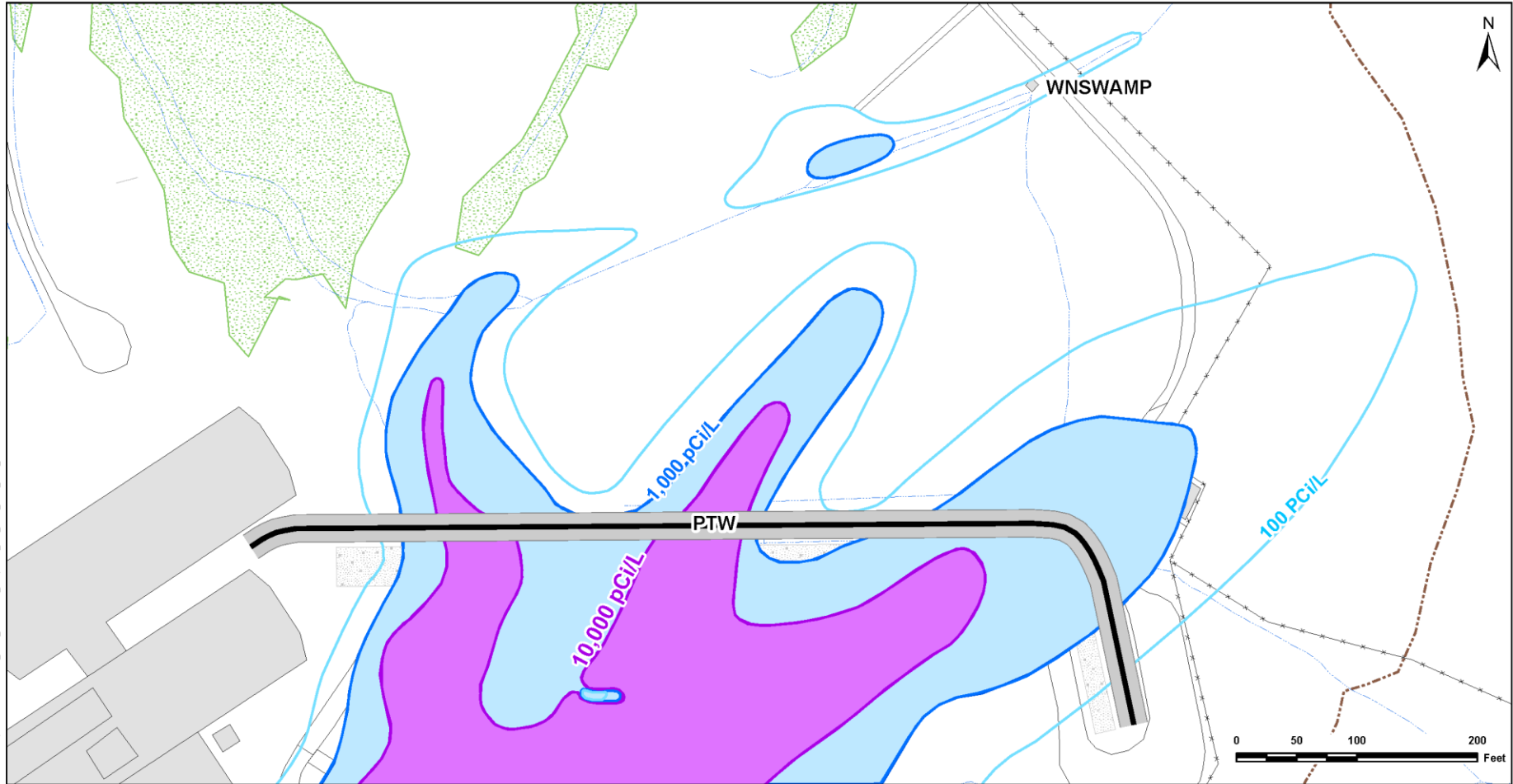
PTW Technology Selected to Achieve North Plateau
Plume Remedial Action Objectives (RAOs)

1. Reduce Sr-90 leaving the site to ALARA (goal < 1,000 pCi/L)
2. Minimize expansion of plume
3. Technology used for containment does not preclude strategies for site decommissioning

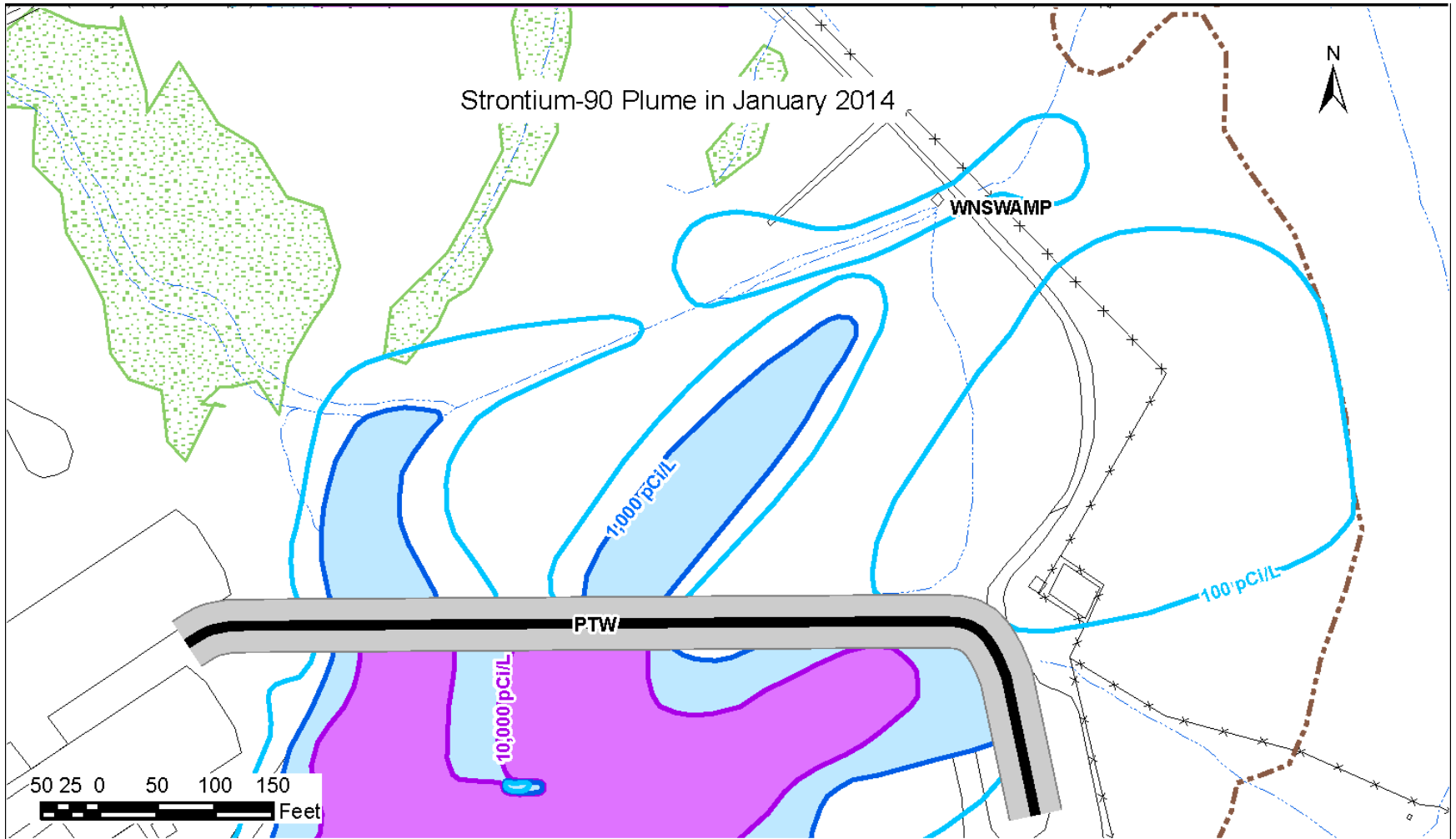
PTW Performance Monitoring

- Performed Baseline Monitoring in January 2011
- Monthly Inspections Performed Per O&M Plan
- Quarterly Groundwater Monitoring
 - Measure Groundwater Elevations
 - Collect Samples for Sr-90 and Geochemical Constituents
- Results Reported in Annual Monitoring Reports

Sr-90 Plume Delineation (January 2011 Baseline)



Sr-90 Plume Delineation (January 2014)



2014 annual monitoring results indicate that the PTW is functioning successfully.

- The ongoing processes at the PTW are achieving RAOs and the functional design requirements of the PTW system have also been attained
- Continue quarterly monitoring and performance evaluations, and document in annual reports

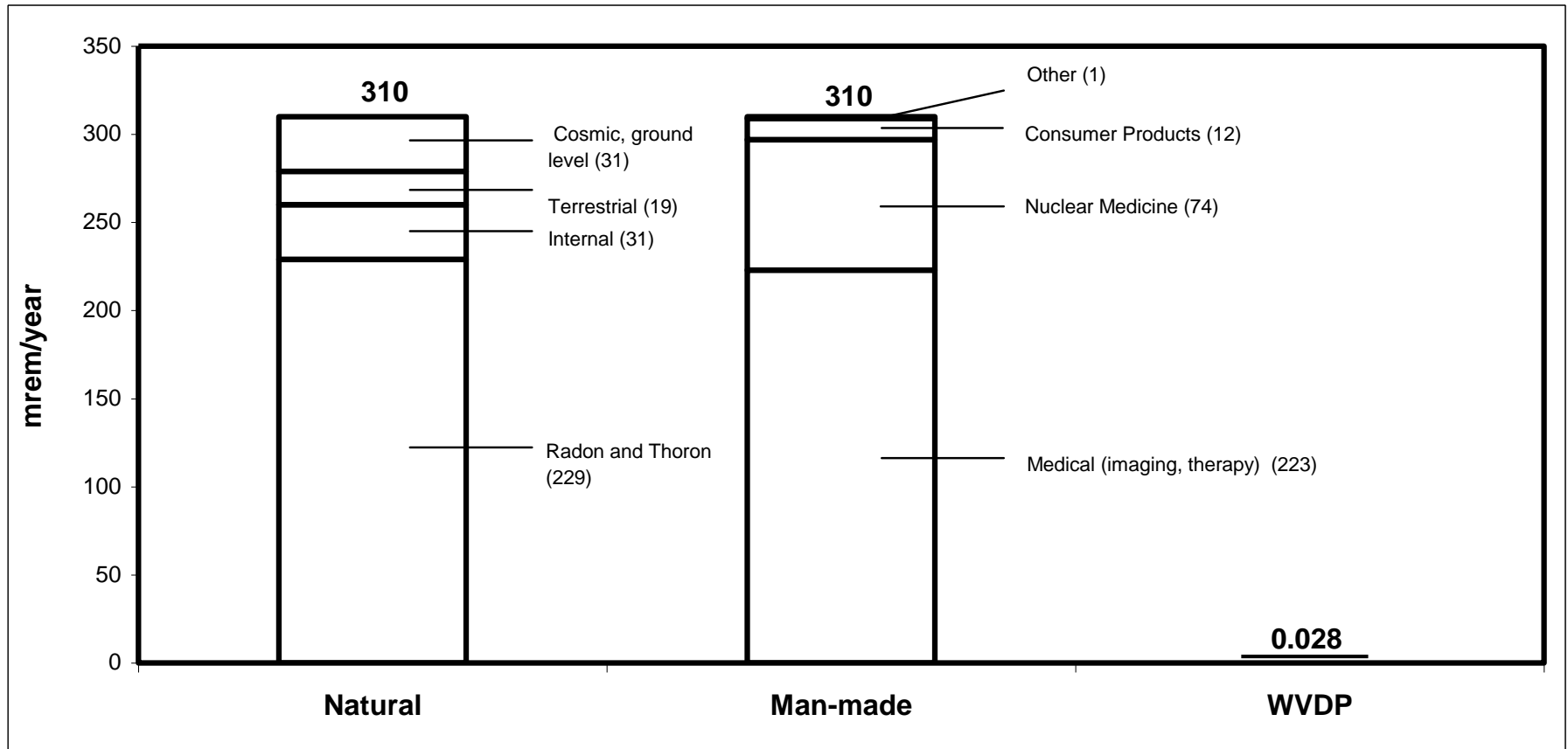
Continue to monitor and evaluate dose resulting from WVDP effluents and document in Annual Site Environmental Reports

Questions?

BACKUP SLIDE

Comparison of Dose From Natural and Man-Made Sources^a to the Dose from 2013 WVDP Effluents

**Figure 3-1 of 2013 WVDP Annual Site Environmental Report
Comparison of Doses From Natural and Man-Made Sources
to the Dose From 2013 WVDP Effluents**



^a Source: National Council on Radiation Protection and Measurements (NCRP) Report Number 160, 2009.