

West Valley Demonstration Project FY 2014 Budget Briefing



Bryan C. Bower
May 22, 2013

The mission of the DOE Office of Environmental Management (EM) is to complete the safe cleanup of the environmental legacy brought about from five decades of nuclear weapons development and government-sponsored nuclear energy research.






Where Does Each Dollar of Funding Go? Funding by EM Mission Area in FY 2014

Radioactive Tank Waste
\$ 1,933M / 34%

Special Nuclear Materials and Used Nuclear Fuel**
\$ 906M / 16%

Soil and Groundwater
\$ 492M / 9%



EM's FY 2014 Budget Request - \$5.622 Billion Total

Facility D&D
\$ 1,095M / 19%

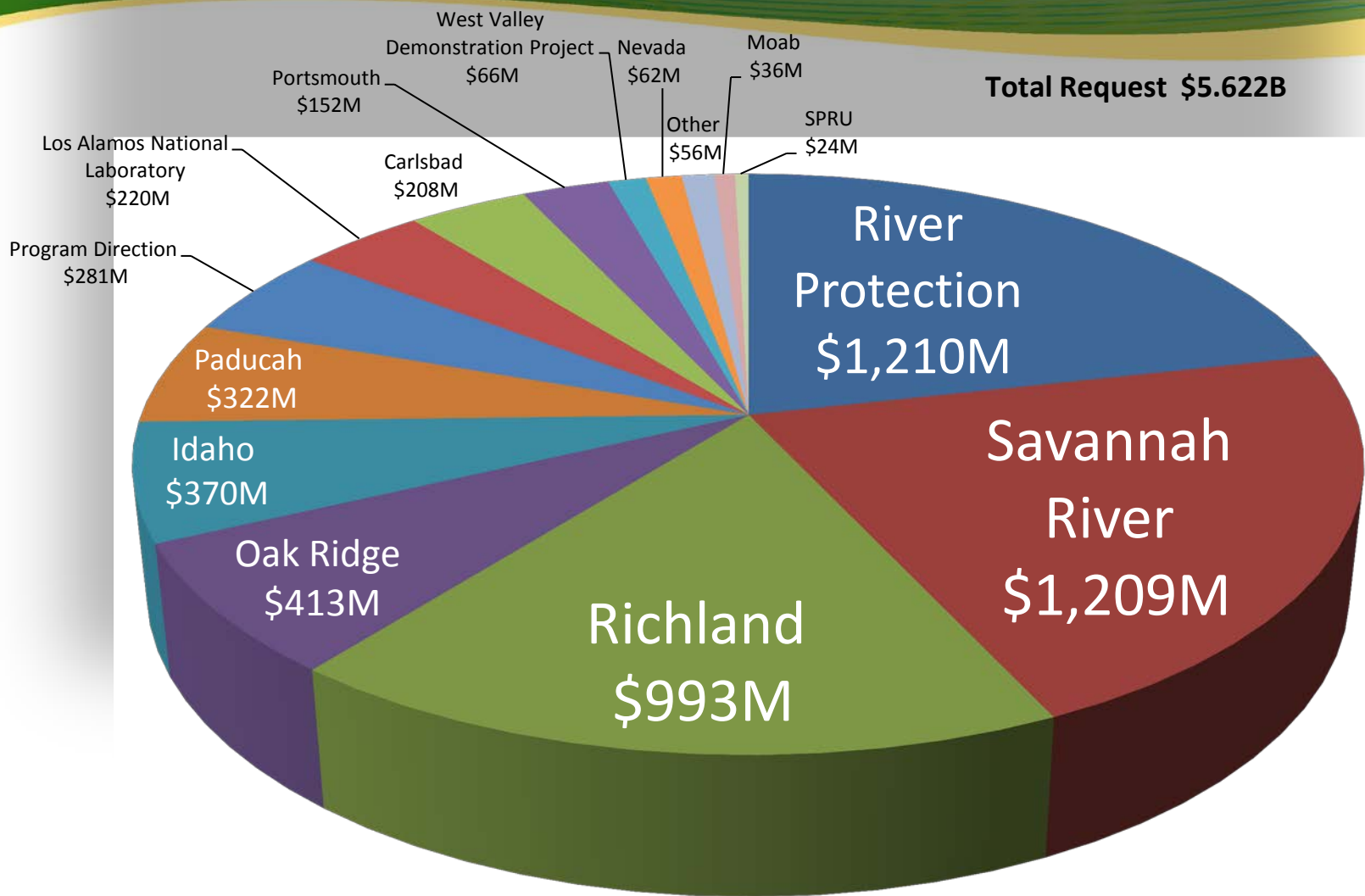
Transuranic & Solid Waste
\$ 804M / 14%

Essential Site Services*
\$ 392M / 7%

*Includes Program Direction, Program Support, TDD, Post Closure Administration and Community and Regulatory Support

**Includes Safeguards and Security

EM's FY 2014 Budget Request: Funding by Site



EM's FY 2014 Budget Request: Funding by Appropriation

Appropriation	FY 2012 Current	FY 2013 Annualized CR	FY 2014 Request	\$ Change vs. FY 2012	% Change vs. FY 2012	\$ Change vs. FY 2013	% Change vs. FY 2013
Defense Environmental Cleanup	5,006,228	5,036,970	5,316,909	310,681	6.2%	279,939	5.6%
Non-Defense Environmental Cleanup	235,381	236,746	212,956	(22,425)	-9.5%	(23,790)	-10.0%
Uranium Enrichment D&D Fund	472,180	475,070	554,823	82,643	17.5%	79,753	16.8%
Subtotal, EM	5,713,789	5,748,786	6,084,688	370,899	6.5%	335,902	5.8%
UED&D Fund Offset: *	-	-	(463,000)	(463,000)	100.0%	(463,000)	100.0%
Defense Prior Year Offset:	(3,381)	(3,402)	-	3,381	-100.0%	3,402	-100.0%
Total, EM	5,710,408	5,745,384	5,621,688	(88,720)	-1.6%	(123,696)	-2.2%

* Reflects Administration's proposal to reauthorize contributions to the Uranium Enrichment Decontamination and Decommissioning Fund

EM's FY 2014 Budget Request: Funding by Appropriation

Appropriation	FY 2012 Current	FY 2013 Annualized CR	FY 2014 Request	\$ Change vs. FY 2012	% Change vs. FY 2012	\$ Change vs. FY 2013	% Change vs. FY 2013
Defense Environmental Cleanup	5,006,228	5,036,970	5,316,909	310,681	6.2%	279,939	5.6%
Non-Defense Environmental Cleanup	235,381	236,746	212,956	(22,425)	-9.5%	(23,790)	-10.0%
Uranium Enrichment D&D Fund	472,180	475,070	554,823	82,643	17.5%	79,753	16.8%
Subtotal, EM	5,713,789	5,748,786	6,084,688	370,899	6.5%	335,902	5.8%
UED&D Fund Offset: *	-	-	(463,000)	(463,000)	100.0%	(463,000)	100.0%
Defense Prior Year Offset:	(3,381)	(3,402)	-	3,381	-100.0%	3,402	-100.0%
Total, EM	5,710,408	5,745,384	5,621,688	(88,720)	-1.6%	(123,696)	-2.2%

* Reflects Administration's proposal to reauthorize contributions to the Uranium Enrichment Decontamination and Decommissioning Fund

Appropriation	FY 2012 Current	FY 2013 Annualized CR	FY 2014 Cong. Request	FY 2014 vs. FY 2012 Current
Non-Defense Environmental Cleanup	64,735	65,131	64,000	(735)
Subtotal, West Valley	64,735	65,131	64,000	(735)
Safeguard and Security	1,565	1,575	2,015	450
Total, West Valley	66,300	66,706	66,015	(285)

Excess Facilities Deactivation and Decommissioning

\$51,200 (+\$887)

OH-WV-0040

- Continue deactivation of Main Plant Processing Building
- Complete installation of the High Level Waste Interim Storage System pad
- Complete alterations in the Main Plant Process Buildings for canister relocation
- Initiate relocation of 275 High-Level Waste Canisters to a new on-site storage system

Transuranic and Mixed / Low-Level Waste Disposition

\$12,800 (-\$1,622)

OH-WV-0013

- Continue processing and storage of legacy and remediation transuranic waste; continue processing and disposal of legacy and remediation low-level waste
- Continue processing and disposal of legacy mixed low-level waste in compliance with the Site Treatment Plan
- Initiate planning for shipment of WIR components (melter, 2 tank vessels)

Special Nuclear Material Consolidation, Processing, and Disposition

\$2,015 (+\$450)

OH-WV-0020

- Continue safeguard and security activities

