

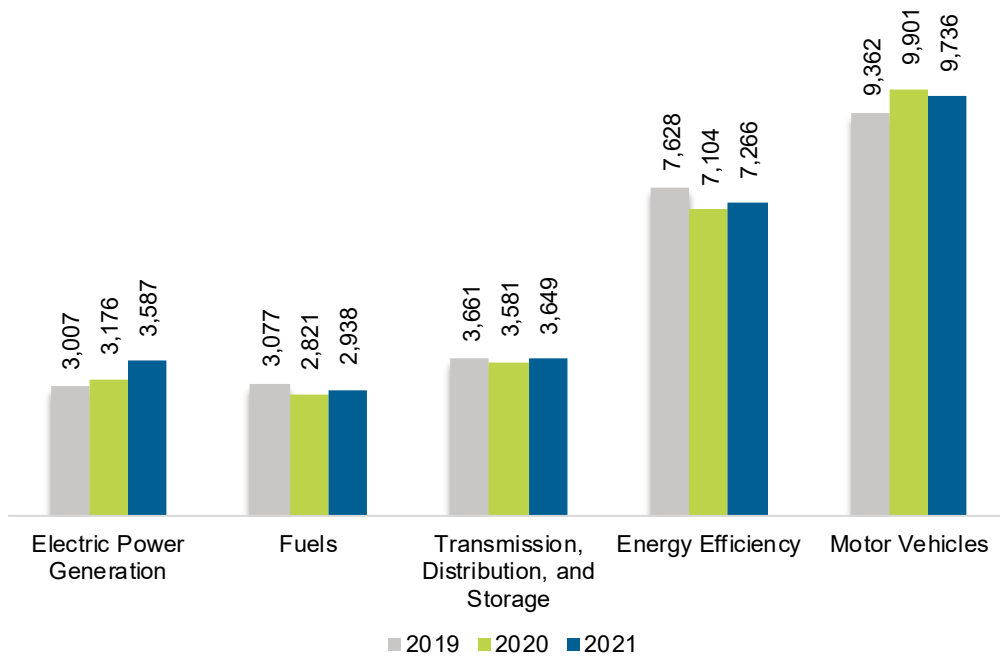
South Dakota

ENERGY AND EMPLOYMENT — 2022

Overview

South Dakota had 27,176 energy workers statewide in 2021, representing 0.3% of all U.S. energy jobs. Of these energy jobs, 3,587 are in electric power generation; 2,938 in fuels; 3,649 in transmission, distribution, and storage; 7,266 in energy efficiency; and 9,736 in motor vehicles. From 2020 to 2021, energy jobs in the state increased by 594 jobs, or 2.2%. The energy sector in South Dakota represents 6.3% of total state employment.

Figure SD-1.
Employment by Major Energy Technology Application

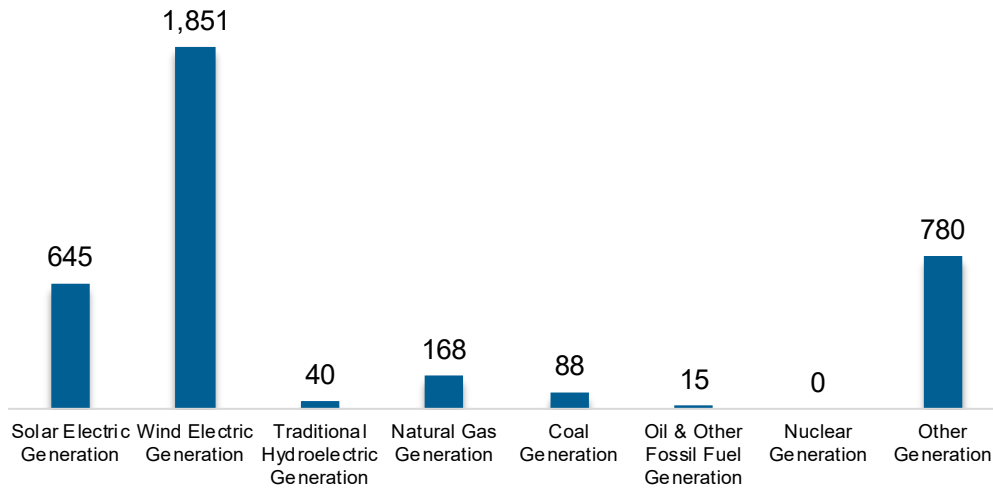


Breakdown by Technology Applications

Electric Power Generation

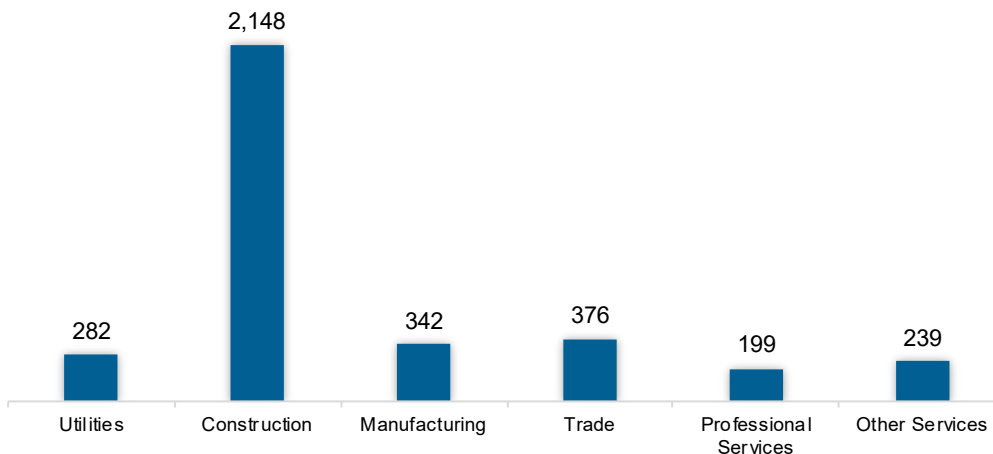
The electric power generation sector employed 3,587 workers in South Dakota, 0.4% of the national electricity total, and added 412 jobs over the past year (13%).

Figure SD-2.
Electric Power Generation Employment by Detailed Technology Application



Construction work represents the largest industry sector in the electric power generation sector, with 59.9% of jobs. Wholesale trade is next with 10.5%.

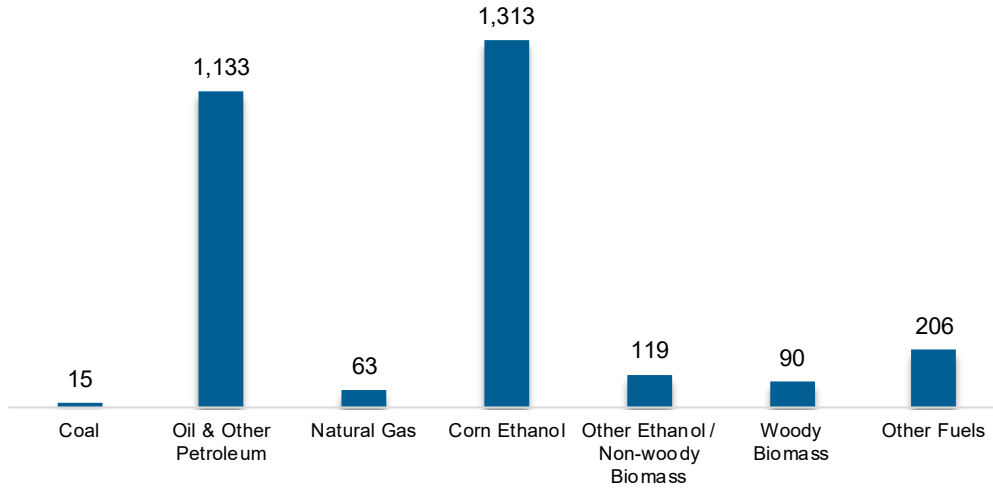
Figure SD-3.
Electric Power Generation Employment by Industry Sector



Fuels

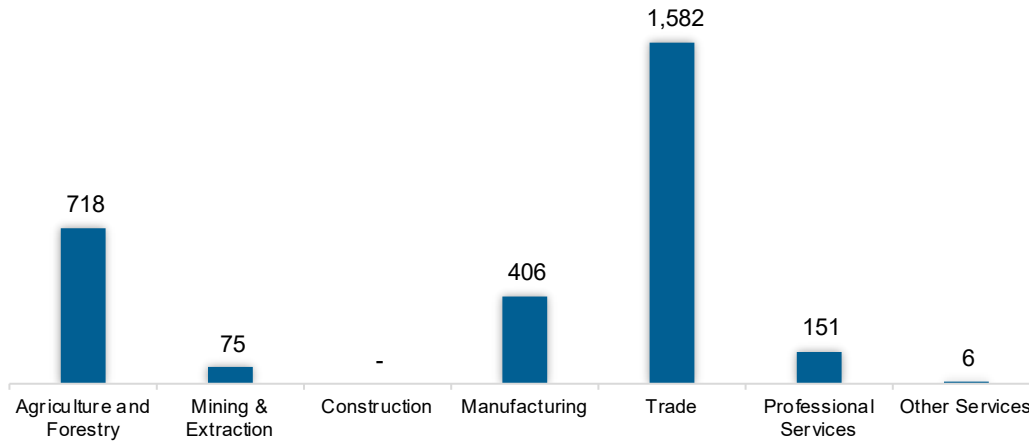
The fuel sector employed 2,938 workers in South Dakota, 0.3% of the national total in fuels. The sector gained 117 jobs and increased 4.2% in the past year.

Figure SD-4.
Fuels Employment by Detailed Technology Application



Wholesale trade jobs represent 53.8% of fuel jobs in South Dakota.

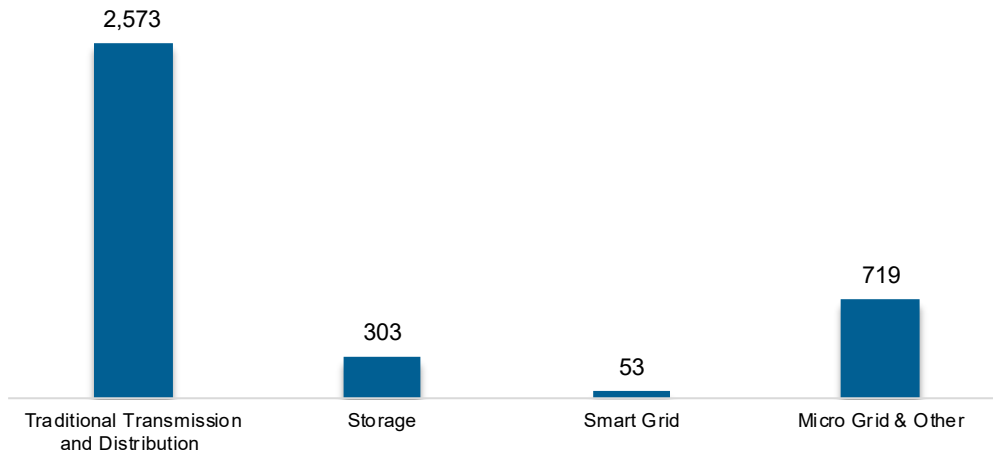
Figure SD-5.
Fuels Employment by Industry Sector



Transmission, Distribution and Storage

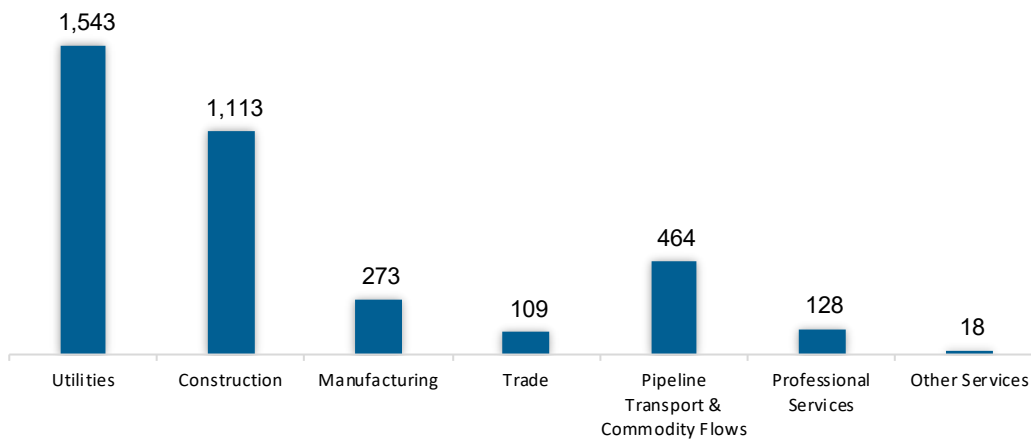
The transmission, distribution, and storage (TDS) sector employed 3,649 workers in South Dakota, 0.3% of the national TDS total. The sector gained 68 jobs and increased 1.9% in the past year.

Figure SD-6.
Transmission, Distribution and Storage Employment by Detailed Technology



Utilities work represents the largest percentage of TDS jobs in South Dakota, accounting for 42.3% of the sector’s jobs statewide.

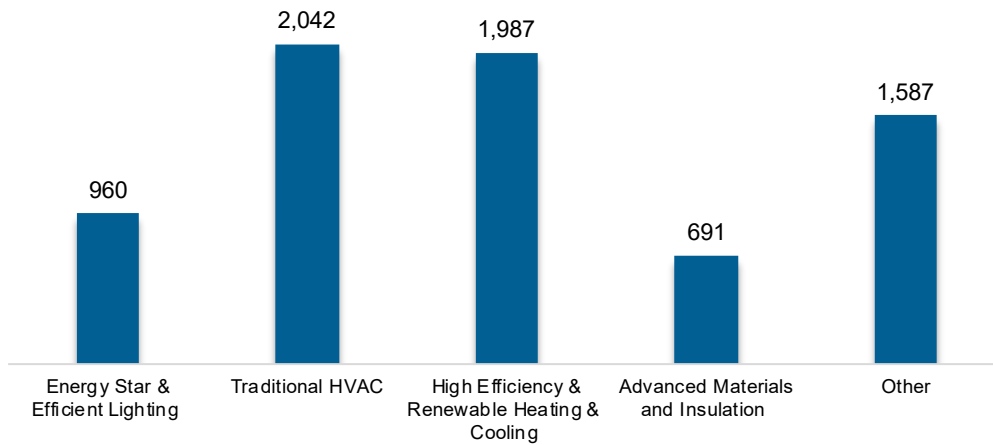
Figure SD-7.
Transmission, Distribution and Storage Employment by Industry Sector



Energy Efficiency

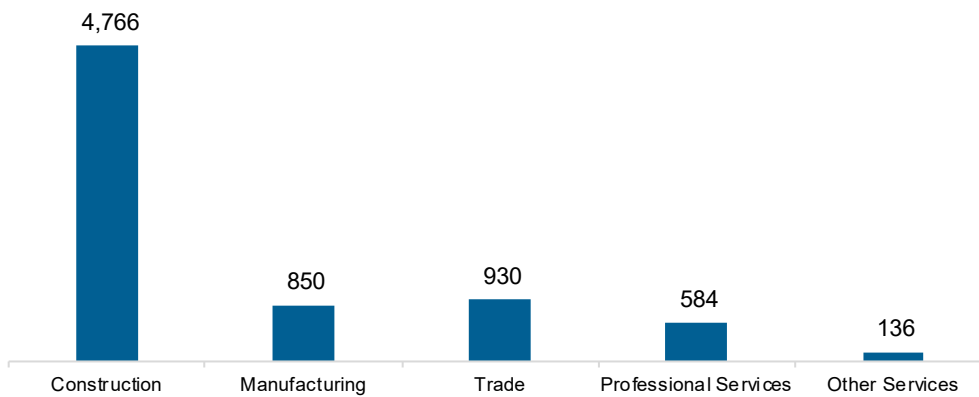
The energy efficiency (EE) sector employed 7,266 workers in South Dakota, 0.3% of the national EE total. The EE sector added 162 jobs and increased 2.3% in the past year.

Figure SD-8.
Energy Efficiency Employment by Detailed Technology Application



EE employment is primarily found in the construction industry.

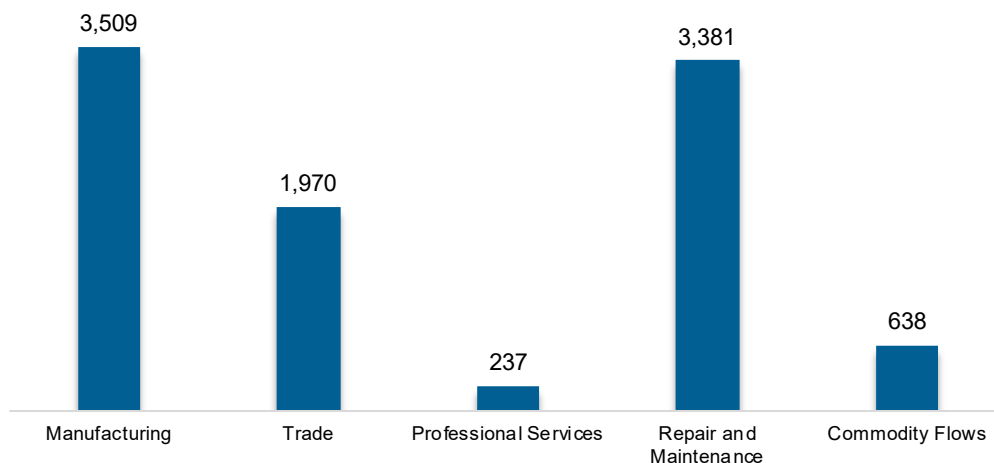
Figure SD-9.
Energy Efficiency Employment by Industry Sector



Motor Vehicles and Component Parts

The motor vehicles and component sector employed 9,736 workers in South Dakota, 0.4% of the national total for the sector. Motor vehicles and component parts lost 165 jobs and decreased 1.7% in the past year. Manufacturing work represents the largest proportion of motor vehicle jobs.

Figure SD-10.
Motor Vehicle Employment by Industry Sector



Workforce Characteristics

Employer Growth

Employers in South Dakota are less optimistic than their peers across the country about energy sector job growth over the next year.

Table SD-1
Projected Growth by Major Technology Application

Technology	State Projected Growth Next 12 Months (percent)	U.S. Projected Growth Next 12 Months (percent)
Electric Power Generation	1.2	2.2
Electric Power Transmission, Distribution, and Storage	0.6	1.1
Energy Efficiency	0.9	1.7
Fuels	1.6	3.0
Motor Vehicles	1.7	3.2

Hiring Difficulty

Employers in South Dakota reported 43.7% overall hiring difficulty.

Table SD-2
Hiring Difficulty

Hiring Difficulty	Very Difficult (percent)	Somewhat Difficult (percent)	Not at All Difficult (percent)	Did Not Hire (percent)	Overall Hiring Difficulty
Overall	23.6	20.1	11.9	44.4	43.7