



U.S. DEPARTMENT OF
ENERGY

Legacy
Management

MARCH 2022

Site Management Guide

*Managing Today's Change,
Protecting Tomorrow's Future*



LM Control Number:
Guide-3-20.0-1.0-20.7




Table of Contents

1.0 Introduction	2
2.0 Purpose	2
3.0 Regulatory Drivers and Programmatic Framework	2
4.0 Site Categories	4
5.0 Site Counts	5
6.0 Site Nomenclature	5
7.0 Site Transition Policy	6
8.0 Interrelationship of Site Management Guide Data	7
9.0 Appendixes	7
Appendix A-1: Alphabetical Site Count Listing	9
Appendix A-2: Site Count Listing by Transfer Date	12
Appendix B: Site Transition Schedule	15
Appendix C: Transitioning Sites Category	19
Appendix D: Planned Site Count by Year	20
Appendix E: Site Count by State	22
Appendix F: Site Count by Regulatory Driver/Programmatic Framework and Site Category	23
Appendix G: LM Site Maps	25
Appendix H: Tribal Collaboration Sites	27
Appendix I: Defense-Related Uranium Mines and Uranium Leasing Program Locations	28
Appendix J: Site Information Summary	29
Appendix K: Status of Land Managed by Legacy Management	30
Appendix L: Environmental Liabilities	31
Appendix M: Abbreviations	32

1.0 Introduction

The U.S. Department of Energy (DOE) Office of Legacy Management (LM), established in 2003, manages DOE’s responsibilities associated with the closure of World War II and Cold War era sites that the federal government operated to research, produce, and test nuclear weapons and conduct other scientific and engineering research.

The operations that were conducted in this vast network of industrial facilities left a legacy of radioactive and chemical waste, environmental contamination, and hazardous facilities and materials at well over 150 sites. Today, LM manages 101 of those sites. Since 1989, DOE has taken an aggressive accelerated cleanup approach to reduce risks, cut costs, and ensure the protection of human health and the environment. The establishment of LM is part of that approach.

At most DOE sites undergoing cleanup, some residual hazards will remain when cleanup is completed due to financial and technical impracticality. However, DOE still has an obligation to protect human health and the environment after cleanup is completed. LM fulfills DOE’s postclosure obligation by providing long-term management of postcleanup sites that do not have continuing missions.

2.0 Purpose

The main purpose of the *Site Management Guide* is to be a reference document for LM and its contractor(s) and to provide accurate and consistent information across the LM organization. The LM *Site Management Guide* coordinator updates the guide annually. The primary data elements of the *Site Management Guide* are the following:

- Site Name and Location (State)
- Pre-LM Name
- Transferring Organization
- Actual Transfer Date (Fiscal Year [FY])
- Planned Transfer Date (FY)
- Regulatory Drivers and Programmatic Framework
- Site Category

The data elements listed above are under configuration control and cannot be altered without proper approvals. LM manages and controls all *Site Management Guide* changes except changes to data about the DOE Office of Environmental Management (EM) Closure Sites transferring to LM. Such changes require joint approval by EM-1 and LM-1.

3.0 Regulatory Drivers and Programmatic Framework

Regulatory drivers are statutes or programs that direct cleanup and management requirements at DOE sites. LM currently manages sites with diverse regulatory drivers or as part of internal DOE or congressionally-recognized programs.

Regulatory drivers include the following:

-
- Comprehensive Environmental Response, Compensation, and Liability Act (CERCLA)
 - Resource Conservation and Recovery Act (RCRA)
 - Uranium Mill Tailings Radiation Control Act (UMTRCA) Title I
 - UMTRCA Title II
 - Nuclear Waste Policy Act (NWPA) Section 151
 - State Water Quality Standards

Additional sites were remediated and LM manages them today under the following programmatic frameworks:

- The Formerly Utilized Sites Remedial Action Program (FUSRAP)
- The DOE Decontamination and Decommissioning (D&D) Program
- The Nevada Offsites
- Manhattan Engineer District/Atomic Energy Commission (MED/AEC) Legacy Sites
- Plowshare/ Vela Uniform Program Sites

CERCLA/RCRA sites were radiologically or chemically contaminated by federal uranium ore milling, processing, research, or weapons-manufacturing operations. Once remediation is completed, LM becomes responsible for long-term management. UMTRCA Title I sites are associated with former privately operated uranium ore-processing locations. The remediation of these sites created 19 disposal sites that contain encapsulated uranium mill tailings and associated contaminated materials. UMTRCA Title II sites formerly were commercially owned and are regulated under a U.S. Nuclear Regulatory Commission (NRC) license. For license termination, the owner must conduct an NRC-approved cleanup of any on-site radioactive waste remaining from former uranium ore-processing operations. The site owner must also provide funding to offset some of the costs of site transition to LM and post-transfer long-term surveillance and maintenance (LTS&M). One site was remediated under Section 151 of the Nuclear Waste Policy Act, which contains provisions for transferring privately owned disposal sites to the federal government if the site activities were conducted for the benefit of the government. NRC is the regulator for this site as well. Finally, LM manages one site that was remediated under State Water Quality Standards. Cleanup was regulated by the Colorado River Basin Regional Water Quality Control Board, a California state agency, under the Waste Discharge Requirements Order of 1989.

Programmatic framework sites include FUSRAP sites where the U.S. Army Corps of Engineers (USACE) is responsible for site surveys and remediation before they are eventually transferred to LM for post-closure care. FUSRAP was initiated in 1974 to identify, investigate and clean up or control sites throughout the United States that were contaminated as a result of the nation's early atomic weapons and energy programs from MED/AEC operations. D&D sites were remediated under DOE orders or applicable environmental protection laws. They include experimental reactors or locations where nuclear energy research was carried out. The Nevada Offsites are locations in the continental United States where underground nuclear tests were conducted or sites that were evaluated for such tests that are located off the Nevada National Security Site (formerly the Nevada Test Site). Individual Nevada Offsites have been remediated under a variety of frameworks, including federal facility agreements and consent orders and voluntary cleanup programs with states. MED/AEC legacy sites are sites that were associated with the program during World War II by the U.S. to produce the first nuclear weapons as well

as AEC sites associated with early weapons development. Plowshare/ Vela Uniform Program Sites are sites where nonnuclear tests were conducted or where nuclear tests were cancelled after some preparatory activities had occurred. Most of these sites are records only sites, but some additional investigations are being completed to determine whether there are outstanding liabilities from AEC operations done in preparation of proposed nuclear tests.

4.0 Site Categories

The long-term management of each LM site is designated as one of three categories based on the actual or anticipated LTS&M activities associated with that site. The site category indicates the level of LTS&M activities that are expected for each site:

- **Category 1** activities typically include records-related activities and stakeholder support.
- **Category 2** activities typically include routine inspections (site visits are conducted to verify the integrity of engineered or institutional barriers) and monitoring/maintenance, records-related activities, and stakeholder support.
- **Category 3** activities typically include operation and maintenance of active remedial action systems, routine inspections (site visits are conducted to verify the integrity of engineered or institutional barriers) and monitoring/maintenance, records-related activities, and stakeholder support.

Note: For sites that have multiple categories, the overall category designation will always be the highest of all categories listed for that site. For example: The Salt Lake City, Utah, Disposal/Processing Site is currently counted as one site, but it has two category designations. The Salt Lake City, Utah, Processing Site (mill site) is a Category 1 site, and the Salt Lake City, Utah, Disposal Site is a Category 2 site. For reporting purposes, this site will have an overall category designation as a Category 2 site.

LM also maintains a Transitioning Sites category, which consists of sites that will transfer to LM within the next five years. LM always conducts site-specific activities to prepare a site for acceptance into the LM program. Although the date that a new site officially becomes LM's responsibility is important, LM is conducting due diligence by working on sites as much as five years ahead of transition dates. Important transition activities can include developing LTS&M plans, which, depending on the authorities under which the site has undergone remediation, may require approval by regulators such as NRC or the U.S. Environmental Protection Agency. Other transition responsibilities include identifying and preserving records, and ascertaining that real property instruments, such as administrative institutional controls, are in place. The designation of when transition activities begin at a site will help LM better align its budget formulation, life-cycle planning, and staffing with the beginning of actual work at future LM sites. As each site in the Transitioning Sites category is formally transferred to LM, it is officially designated as a Category 1, 2, or 3 site.

LM may, at times, engage in programs and projects on land they do not own. As a result, the location of these activities is not formally defined as an LM site or assigned an LTS&M category. Programmatically these activities may be treated in a manner that most closely resembles the LTS&M category definitions stated above.

5.0 Site Counts

The *Site Management Guide* is the control document for all site count information. The manner in which sites are counted is critical for ensuring that LM provides accurate and consistent site count data. It has been determined that each geographic site location will be counted as one site. This includes geographic site locations having both a former processing site and an associated disposal site. These types of sites will also be counted as one site.

Note: The only exceptions to the site count guidance are two FUSRAP sites in Berkeley, Missouri (Berkeley Site and Berkeley Site Vicinity Properties), and the two FUSRAP sites in Niagara Falls, New York (Niagara Falls Storage Site and Niagara Falls Storage Site Vicinity Properties). These four FUSRAP sites are currently counted as four sites because USACE manages them as four separate sites.

The following are examples of UMTRCA sites that have both a former processing site and an associated disposal site:

- **These two Gunnison, Colorado, sites count as one site:**
 - 1) Gunnison, Colorado, Disposal Site
 - 2) Gunnison, Colorado, Processing Site

- **These three Rifle, Colorado, sites count as one site:**
 - 1) Rifle, Colorado, Processing (New) Site
 - 2) Rifle, Colorado, Processing (Old) Site
 - 3) Rifle, Colorado, Disposal Site

6.0 Site Nomenclature

The names of many sites that transfer to the LM program are confusing and non-descriptive. In many cases sites have names using the company name of the former site operator or using a geographic name or nickname. LM has established the following guidelines for naming or identifying sites within LM to eliminate confusion when trying to identify sites and site locations:

- Eliminate use of company names of current or former operators or property owners.
- When possible, name a site by using the name of the nearest city or town. If multiple sites exist near the same city or town, use a direction name (North, South, East, West) following the city or town name.

Note: LM will receive a few sites that do not have a city or town near the site to use as the site name. In these cases, the sites will retain the current pre-LM name.

Example: There are no cities or towns near the Salmon, Mississippi, Site.

“Salmon” is the name of the major test conducted at the site and is not referencing a geographic location; therefore, the Salmon, Mississippi, Site retains the pre-LM site name.

FUSRAP sites not yet transferred to LM retain their USACE name (as shown under the Pre-LM Name column in Appendix B). Upon transfer, site names will be changed in accordance with LM site nomenclature.

Be aware that LM has revised several site names for sites that have not yet transferred to LM (mainly associated with UMTRCA Title II sites) for internal management purposes. Until a site officially transfers to LM, the original (pre-LM) site name will be referenced in all outside reporting and data sharing. Appendixes A and B include pre-LM and LM site names for ease in cross-referencing.

- The name should also include the state in which the site is geographically located.
- When applicable the site name should include additional information about the site, such as processing, disposal, or decommissioned reactor. See Example:

Maybell, Colorado, Disposal Site
Maybell West, Colorado, Disposal Site

7.0 Site Transition Policy

This section references the following site transition policy documents:

Terms and Conditions Between EM and LM – Policy Guidance Memorandum (January 2021): *Resolution of New Cleanup or Repair Actions on Former Office of Environmental Management Sites in the Office of Legacy Management Portfolio*. This Policy Guidance Memorandum is available at the following web address:

<http://energy.gov/lm/guidance-reports-and-documents>

Site Transition Plan Guidance – This document provides guidance for the development of site transition plans. The *Site Transition Plan Guidance* document is available at the following web address:

<http://energy.gov/lm/guidance-reports-and-documents>

Records and Information Management Transition Guide – This guidance document establishes a framework for developing a Records and Information Management Transition Plan as part of the overall transition effort for a legacy site. The *LM Records and Information Management Transition Guidance* document is available at the following web address:

<http://energy.gov/lm/downloads/lm-records-and-information-management-transition-guidance-november-2017>

Site Transition Framework – This document provides a framework for all DOE facilities and sites where DOE may have anticipated LTS&M responsibilities. The *Site Transition Framework for Long-Term Surveillance and Maintenance* document is available at the following web address:

<http://energy.gov/lm/guidance-reports-and-documents>

Site Transition Process Upon Cleanup Completion – This two-page fact sheet outlines LM’s policy on various aspects of site transition. The *Site Transition Process Upon Cleanup Completion* document is available at the following web address:

<http://energy.gov/lm/guidance-reports-and-documents>

Site-Specific Fact Sheets – These fact sheets for sites that have transferred to LM cover the following topics: key milestones, site condition at the time of transfer, transition issues, and information about the

management and mitigation of programmatic risk. Site-specific information is available from the respective LM site manager and at the following web address:

<http://energy.gov/lm/sites/lm-sites>

8.0 Interrelationship of Site Management Guide Data

All LM federal and contractor staff should abide by the *Site Management Guide* because of the interrelationship and interdependency among site count data and other LM products, processes, and systems.

Looking at the LM program and the core functions of planning, budget formulation, budget execution, and evaluation, site count data is a major part of many products. The following are just a few of the products that require current and accurate site count data:

- LM Strategic Plan
- Budget Formulation
- Life-Cycle Planning
- Environmental Liability Estimates
- DOE Performance Measure Management System

LM staff should use the *Site Management Guide* as the source document when preparing or releasing site count information for DOE data calls or to transferring organizations. All changes or questions associated with the data in this guide should be addressed to the LM *Site Management Guide* coordinator.

9.0 Appendixes

Site Management Guide site data are presented in the following appendixes. In each appendix, changes from the previous update are shown in red font.

Appendix A-1 – Alphabetical Site Count Listing: This appendix lists the sites in the LM program alphabetically.

Appendix A-2 – Site Count Listing by Transfer Date: This appendix lists the sites in the LM program by fiscal year transfer date.

Appendix B – Site Transition Schedule: This appendix lists the sites that are scheduled to transfer to LM from FY 2022 through FY 2070.

Appendix C – Transitioning Sites Category: This appendix is a list of sites scheduled to transfer to LM within the next five years.

Appendix D – Planned Site Count by Year: This appendix shows the number of sites currently in the LM program combined with sites that are scheduled to transfer to LM over the next 10 years.

Appendix E – Site Count by State: This appendix is a table of sites currently in the LM program, listed by state and site category.

Appendix F – Site Count by Regulatory Driver/Programmatic Framework and Site Category: This appendix is a chart of sites currently in the LM program listed by Regulatory Driver/Programmatic Framework and site category.

Appendix G – LM Site Maps: This appendix contains two maps, a map of sites currently in the LM program and a map of the anticipated sites through FY 2030.

Appendix H – Tribal Collaboration Sites: This appendix provides a summary and map of current LM sites and sites planned for transfer through FY 2030 that are located on or near tribal reservations where collaboration activities are performed.

Appendix I – Defense-Related Uranium Mines and Uranium Leasing Program Locations: This appendix provides a summary and map of defense-related uranium mine (DRUM) counts by state and tribal reservation. The map also includes the location of lease tracts managed through the uranium leasing program (ULP).

Appendix J – Site Information Summary: This appendix provides a summary of sites that are being managed under LTS&M. It consists of commonly used data points from the DOE Office of Legacy Management Site Overview report (number of wells, number of disposal cells, and institutional controls) and is grouped by Regulatory Driver/Programmatic Framework. The sites are counted as outlined in Section 5.0 above. The summary shows data for the prior year and the current year. Site-specific information supporting the summary is reviewed and updated annually by DOE and contractor site managers.

Appendix K – Status of Land Managed by Legacy Management: This appendix is a chart displaying acreage totals for non-DOE-owned sites/land with rights to conduct activities, DOE-owned (fee simple) land, and withdrawn land (for more information, see the DOE Office of Legacy Management Site Overview report).

Appendix L – Environmental Liabilities: This appendix is a summary of the 75-year constant dollar totals for LM sites and sites scheduled to transfer to LM.

Appendix M– Abbreviations: This appendix is a list of abbreviations used in the *Site Management Guide*.

Appendix A-1: Alphabetical Site Count Listing

Alphabetical Site Count Listing Through **March 2022**

	LM Site Name	Pre-LM Name ¹	Site Category	Regulatory Driver/ Programmatic Framework	Fiscal Year Transfer Date ¹
1	Acid/Pueblo Canyon, NM, Site	Acid/Pueblo Canyon	1	FUSRAP	1985
2	Adrian, MI, Site	General Motors	1	FUSRAP	1996
3	Albany, OR, Site	Albany Research Center	1	FUSRAP	1993
4	Aliquippa, PA, Site	Aliquippa Forge	1	FUSRAP	1997
5	Ambrosia Lake, NM, Disposal Site	Ambrosia Lake	2	UMTRCA Title I	1998
6	Amchitka, AK, Site	Amchitka Island	2	Nevada Offsites	2008
7	Ashtabula, OH, Site	Ashtabula Closure Project	1	MED/AEC Legacy Site	2010
8	Attleboro, MA, Site	Shpack Landfill	1	FUSRAP	2019
9	Bayo Canyon, NM, Site ²	Bayo Canyon	2	FUSRAP	1984
		Bayo Canyon Aggregate Area		CERCLA/RCRA	2019
10	Berkeley, CA, Site	University of California (Gilman Hall)	1	FUSRAP	1985
11	Beverly, MA, Site	Ventron Corporation	1	FUSRAP	2004
12	Bluewater, NM, Disposal Site	Bluewater Site	2	UMTRCA Title II	1997
13	BONUS, PR, Decommissioned Reactor Site	BONUS Reactor	2	D&D	2004
14	Bronco, CO, Site	Bronco	2	Plowshare/Vela Uniform Program	2019
15	Buffalo, NY, Site	Bliss and Laughlin Steel Company	1	FUSRAP	2002
16	Burrell, PA, Disposal Site	Burrell Site	2	UMTRCA Title I	1994
17	Burriss Park, CA, Site	Burriss Park Field Station	2	MED/AEC Legacy Site	2015
18	Canonsburg, PA, Disposal Site	Canonsburg Site	2	UMTRCA Title I	1996
19	Center for Energy and Environmental Research, PR, Site	Mayaguez Site	1	MED/AEC Legacy Site	2006
		Rio Piedras Site			
20	Central Nevada Test Area, NV	Central Nevada Test Area	2	Nevada Offsites	2008
21	Chariot, AK, Site	Chariot Site	1	Nevada Offsites	2005
22	Chicago North, IL, Site	National Guard Armory	1	FUSRAP	1989
23	Chicago South, IL, Site	University of Chicago	1	FUSRAP	1989
24	Chupadera Mesa, NM, Site	Chupadera Mesa	1	FUSRAP	1986
25	Colonie, NY, Site	Colonie Interim Storage Site	2	FUSRAP	2019
26	Columbus East, OH, Site	B & T Metals Site	1	FUSRAP	2001
27	Columbus, OH, Site	Columbus Closure Project	1	MED/AEC Legacy Site	2008
28	Durango, CO, Disposal/Processing Site	Bodo Canyon Cell	2	UMTRCA Title I	1996
		Durango Mill			
		Raffinate Ponds			
29	Edgemont, SD, Disposal Site	Edgemont Site	2	UMTRCA Title II	1996
30	El Verde, PR, Site	El Verde	1	MED/AEC Legacy Site	2006
31	Fairfield, OH, Site	Associate Aircraft Tool and Manufacturing	1	FUSRAP	1996
32	Falls City, TX, Disposal Site	Falls City Site	2	UMTRCA Title I	1997
33	Fernald Preserve, OH, Site	Fernald Closure Project	3	CERCLA/RCRA	2008
34	Gasbuggy, NM, Site	Gasbuggy Site	2	Nevada Offsites	2008
35	General Atomics Hot Cell Facility, CA, Site	General Atomics Hot Cell Facility	1	MED/AEC Legacy Site	2005
36	Geothermal Test Facility, CA, Site	Geothermal Test Facility	1	State Water Quality Standards	2005

Continued on next page

Appendix A-1: Alphabetical Site Count Listing (continued)

Alphabetical Site Count Listing Through **March 2022**

	LM Site Name	Pre-LM Name ¹	Site Category	Regulatory Driver/ Programmatic Framework	Fiscal Year Transfer Date ¹
37	Gnome-Coach, NM, Site	Gnome-Coach	2	Nevada Offsites	2008
38	Grand Junction, CO, Disposal/Processing Site	Cheney Disposal Cell	3	UMTRCA Title I	1999
		Grand Junction Mill 1			
39	Grand Junction, CO, Site	Grand Junction Mill 2	2	D&D	2002
40	Granite City, IL, Site	Granite City Steel	1	FUSRAP	1994
41	Green River, UT, Disposal Site	Green River Site	2	UMTRCA Title I	1998
42	Gunnison, CO, Disposal/Processing Site	Gunnison Disposal Cell	2	UMTRCA Title I	1997
		Gunnison Mill			
43	Hallam, NE, Decommissioned Reactor Site	Hallam Nuclear Power Facility	2	D&D	1998
44	Hamilton, OH, Site	Herring-Hall-Marvin Safe Company	1	FUSRAP	1997
45	Indian Orchard, MA, Site	Chapman Valve Site	1	FUSRAP	2004
46	Inhalation Toxicology Laboratory, NM, Site	Inhalation Toxicology Laboratory	1	MED/AEC Legacy Site	2012
47	Jersey City, NJ, Site	Kellex/Pierpont	1	FUSRAP	1983
48	Laboratory for Energy-Related Health Research, CA, Site	Laboratory for Energy-Related Health Research	2	CERCLA/RCRA	2006
49	Lakeview, OR, Disposal/Processing Site	Lakeview Mill	2	UMTRCA Title I	1995
		Lakeview Site			
50	L-Bar, NM, Disposal Site	SOHIO – LBAR Site	2	UMTRCA Title II	2004
51	Lowman, ID, Disposal Site	Lowman Site	2	UMTRCA Title I	1994
52	Madison, IL, Site	Spectrulite Consortium, Inc.	1	FUSRAP	2002
53	Maxey Flats, KY, Disposal Site	Maxey Flats Disposal Site	1	CERCLA/RCRA	2004
54	Maybell, CO, Disposal Site	Maybell Mill Site	2	UMTRCA Title I	1999
55	Maybell West, CO, Disposal Site	UMETCO – Maybell Site 2	2	UMTRCA Title II	2010
56	Mexican Hat, UT, Disposal Site	Mexican Hat Site	2	UMTRCA Title I	1997
57	Missouri University Research Reactor, MO, Site	Missouri University Research Reactor	1	MED/AEC Legacy Site	2005
58	Monticello, UT, Disposal and Processing Sites	Monticello Mill Site and Vicinity Properties	3	CERCLA/RCRA	2002
59	Monument Valley, AZ, Processing Site	Monument Valley Site	2	UMTRCA Title I	1997
60	Mound, OH, Site	Miamisburg Closure Project	3	CERCLA/RCRA	2012
61	Naturita, CO, Disposal/Processing Site	Naturita Mill	2	UMTRCA Title I	1999
		Naturita Site			
62	New Brunswick, NJ, Site	New Brunswick Laboratory	2	FUSRAP	2001
63	New York, NY, Site	Baker and Williams Warehouses	1	FUSRAP	1996
64	Niagara Falls Storage Site Vicinity Properties, NY, Site	Niagara Falls Storage Site Vicinity Properties	1	FUSRAP	1992
65	Oak Ridge, TN, Warehouses Site	Elza Gate	1	FUSRAP	1994
66	Oxford, OH, Site	Alba Craft Laboratory	1	FUSRAP	1997
67	Oxnard, CA, Site	Oxnard Site	1	MED/AEC Legacy Site	2008
68	Painesville, OH, Site	Painesville Site	2	FUSRAP	2016
69	Parkersburg, WV, Disposal Site	Parkersburg Site	2	NWPA	1994
70	Pinellas County, FL, Site	Pinellas STAR Center	3	CERCLA/RCRA	2004
71	Piqua, OH, Decommissioned Reactor Site	Piqua Nuclear Power Facility	2	D&D	1998

Continued on next page

Appendix A-1: Alphabetical Site Count Listing (continued)

Alphabetical Site Count Listing Through **March 2022**

	LM Site Name	Pre-LM Name ¹	Site Category	Regulatory Driver/ Programmatic Framework	Fiscal Year Transfer Date ¹
72	Plowshare/Vela Uniform Sites, NV, Records Only	Plowshare/Vela Uniform Sites (Records Only)	1	Plowshare/Vela Uniform Program	2019
73	Pre-Gondola and Trencher, MT, Site	Pre-Gondola, Trencher	2	Plowshare/Vela Uniform Program	2019
74	Pre-Schooner II, ID, Site	Pre-Schooner II	1	Plowshare/Vela Uniform Program	2019
75	Rifle, CO, Disposal/Processing Site	Estes Gulch Disposal Cell	2	UMTRCA Title I	1998
		Rifle (New) Mill			
		Rifle (Old) Mill			
76	Rio Blanco, CO, Site	Rio Blanco	2	Nevada Offsites	2008
77	Riverton, WY, Processing Site	Riverton Site	2	UMTRCA Title I	1991
78	Rocky Flats, CO, Site	Rocky Flats Closure Project	3	CERCLA/RCRA	2008
79	Rulison, CO, Site	Rulison	2	Nevada Offsites	2008
80	Salmon, MS, Site	Salmon Site	2	Nevada Offsites	2008
81	Salt Lake City, UT, Disposal/Processing Site	Salt Lake City Mill	2	UMTRCA Title I	1997
		South Clive Disposal Cell			
82	Seymour, CT, Site	Seymour Specialty Wire	1	FUSRAP	1995
83	Sherwood, WA, Disposal Site	WNI – Sherwood Site	2	UMTRCA Title II	2001
84	Shiprock, NM, Disposal Site	Shiprock Site	3	UMTRCA Title I	1996
85	Shirley Basin South, WY, Disposal Site	Petrotonics – Shirley Basin 1	2	UMTRCA Title II	2005
86	Shoal, NV, Site	Project Shoal	2	Nevada Offsites	2008
87	Site A / Plot M, IL, Decommissioned Reactor Site	Palos Forest (Site A/Plot M) Preserve	2	D&D	1998
88	Slick Rock, CO, Disposal/Processing Site	Burro Canyon Disposal Cell	2	UMTRCA Title I	1998
		Slick Rock (North Continent) Mill 1			
		Slick Rock (Union Carbide) Mill 2			
89	Spook, WY, Disposal Site	Spook Site	2	UMTRCA Title I	1993
90	Springdale, PA, Site	C.H. Schnorr; C.H. Schnoor	1	FUSRAP	1996
91	Toledo, OH, Site	Baker Brothers, Inc.	1	FUSRAP	2001
92	Tonawanda, NY, Site	Linde Air Products	2	FUSRAP	2017
93	Tonawanda North, NY, Site Unit 1	Ashland #1	1	FUSRAP	2009
94	Tonawanda North, NY, Site Unit 2	Ashland #2	1	FUSRAP	2009
95	Tonopah Test Range, NV, Site	Corrective Action Units; 411 (Nellis), 412 (TTR), 413 (TTR) and 414 (TTR)	2	Nevada Offsites	2020
96	Tuba City, AZ, Disposal Site	Tuba City Site	3	UMTRCA Title I	1996
97	Utah, UT, Site	Utah	1	Plowshare/Vela Uniform Program	2019
98	Vallecitos Nuclear Center, CA, Site	General Electric Vallecitos Nuclear Center	1	MED/AEC Legacy Site	2013
99	Wayne, NJ, Site	Wayne Interim Storage Site	1	FUSRAP	2007
100	Weldon Spring, MO, Site	Weldon Spring Site	3	CERCLA/RCRA	2003
101	Windsor, CT, Site	Combustion Engineering Site	1	FUSRAP	2019
Total					101

Notes:

¹FUSRAP Pre-LM names per USACE and Fiscal Year Transfer Dates per Federal Register notice of cleanup certification or DOE certification.

²The Bayo Canyon Aggregate Area RCRA site is counted with the Bayo Canyon FUSRAP site. For site count purposes, the FUSRAP programmatic framework is designated as the primary regulatory driver and is shown as FUSRAP in the following appendixes.

Appendix A-2: Site Count Listing by Transfer Date

Site Count Listing by Transfer Date Through **March 2022**

	LM Site Name	Pre-LM Name ¹	Site Category	Regulatory Driver/ Programmatic Framework	Fiscal Year Transfer Date ¹
1	Jersey City, NJ, Site	Kellex/Pierpont	1	FUSRAP	1983
2	Bayo Canyon, NM, Site ²	Bayo Canyon	2	FUSRAP	1984
		Bayo Canyon Aggregate Area		CERCLA/RCRA	2019
3	Acid/Pueblo Canyon, NM, Site	Acid/Pueblo Canyon	1	FUSRAP	1985
4	Berkeley, CA, Site	University of California (Gilman Hall)	1	FUSRAP	1985
5	Chupadera Mesa, NM, Site	Chupadera Mesa	1	FUSRAP	1986
6	Chicago North, IL, Site	National Guard Armory	1	FUSRAP	1989
7	Chicago South, IL, Site	University of Chicago	1	FUSRAP	1989
8	Riverton, WY, Processing Site	Riverton Site	2	UMTRCA Title I	1991
9	Niagara Falls Storage Site Vicinity Properties, NY, Site	Niagara Falls Storage Site Vicinity Properties	1	FUSRAP	1992
10	Albany, OR, Site	Albany Research Center	1	FUSRAP	1993
11	Spook, WY, Disposal Site	Spook Site	2	UMTRCA Title I	1993
12	Burrell, PA, Disposal Site	Burrell Site	2	UMTRCA Title I	1994
13	Granite City, IL, Site	Granite City Steel	1	FUSRAP	1994
14	Lowman, ID, Disposal Site	Lowman Site	2	UMTRCA Title I	1994
15	Oak Ridge, TN, Warehouses Site	Elza Gate	1	FUSRAP	1994
16	Parkersburg, WV, Disposal Site	Parkersburg Site	2	NWPA	1994
17	Lakeview, OR, Disposal/Processing Site	Lakeview Mill	2	UMTRCA Title I	1995
		Lakeview Site			
18	Seymour, CT, Site	Seymour Specialty Wire	1	FUSRAP	1995
19	Adrian, MI, Site	General Motors	1	FUSRAP	1996
20	Canonsburg, PA, Disposal Site	Canonsburg Site	2	UMTRCA Title I	1996
21	Durango, CO, Disposal/Processing Site	Bodo Canyon Cell	2	UMTRCA Title I	1996
		Durango Mill			
		Raffinate Ponds			
22	Edgemont, SD, Disposal Site	Edgemont Site	2	UMTRCA Title II	1996
23	Fairfield, OH, Site	Associate Aircraft Tool and Manufacturing	1	FUSRAP	1996
24	New York, NY, Site	Baker and Williams Warehouses	1	FUSRAP	1996
25	Shiprock, NM, Disposal Site	Shiprock Site	3	UMTRCA Title I	1996
26	Springdale, PA, Site	C.H. Schnorr; C.H. Schnoor	1	FUSRAP	1996
27	Tuba City, AZ, Disposal Site	Tuba City Site	3	UMTRCA Title I	1996
28	Aliquippa, PA, Site	Aliquippa Forge	1	FUSRAP	1997
29	Bluewater, NM, Disposal Site	Bluewater Site	2	UMTRCA Title II	1997
30	Falls City, TX, Disposal Site	Falls City Site	2	UMTRCA Title I	1997
31	Gunnison, CO, Disposal/Processing Site	Gunnison Disposal Cell	2	UMTRCA Title I	1997
		Gunnison Mill			
32	Hamilton, OH, Site	Herring-Hall-Marvin Safe Company	1	FUSRAP	1997
33	Mexican Hat, UT, Disposal Site	Mexican Hat Site	2	UMTRCA Title I	1997
34	Monument Valley, AZ, Processing Site	Monument Valley Site	2	UMTRCA Title I	1997
35	Oxford, OH, Site	Alba Craft Laboratory	1	FUSRAP	1997
36	Salt Lake City, UT, Disposal/Processing Site	Salt Lake City Mill	2	UMTRCA Title I	1997
		South Clive Disposal Cell			

Continued on next page

Appendix A-2: Site Count Listing by Transfer Date (continued)

Site Count Listing by Transfer Date Through **March 2022**

	LM Site Name	Pre-LM Name ¹	Site Category	Regulatory Driver/ Programmatic Framework	Fiscal Year Transfer Date ¹
37	Ambrosia Lake, NM, Disposal Site	Ambrosia Lake	2	UMTRCA Title I	1998
38	Green River, UT, Disposal Site	Green River Site	2	UMTRCA Title I	1998
39	Hallam, NE, Decommissioned Reactor Site	Hallam Nuclear Power Facility	2	D&D	1998
40	Piqua, OH, Decommissioned Reactor Site	Piqua Nuclear Power Facility	2	D&D	1998
41	Rifle, CO, Disposal/Processing Site	Estes Gulch Disposal Cell	2	UMTRCA Title I	1998
		Rifle (New) Mill			
		Rifle (Old) Mill			
42	Site A / Plot M, IL, Decommissioned Reactor Site	Palos Forest (Site A/Plot M) Preserve	2	D&D	1998
43	Slick Rock, CO, Disposal/Processing Site	Burro Canyon Disposal Cell	2	UMTRCA Title I	1998
		Slick Rock (North Continent) Mill 1			
		Slick Rock (Union Carbide) Mill 2			
44	Grand Junction, CO, Disposal/Processing Site	Cheney Disposal Cell	3	UMTRCA Title I	1999
		Grand Junction Mill 1			
45	Maybell, CO, Disposal Site	Maybell Mill Site	2	UMTRCA Title I	1999
46	Naturita, CO, Disposal/Processing Site	Naturita Mill	2	UMTRCA Title I	1999
		Naturita Site			
47	Columbus East, OH, Site	B & T Metals Site	1	FUSRAP	2001
48	New Brunswick, NJ, Site	New Brunswick Laboratory	2	FUSRAP	2001
49	Sherwood, WA, Disposal Site	WNI – Sherwood Site	2	UMTRCA Title II	2001
50	Toledo, OH, Site	Baker Brothers, Inc.	1	FUSRAP	2001
51	Buffalo, NY, Site	Bliss and Laughlin Steel Company	1	FUSRAP	2002
52	Grand Junction, CO, Site	Grand Junction Mill 2	2	D&D	2002
53	Madison, IL, Site	Spectrulite Consortium, Inc.	1	FUSRAP	2002
54	Monticello, UT, Disposal and Processing Sites	Monticello Mill Site and Vicinity Properties	3	CERCLA/RCRA	2002
55	Weldon Spring, MO, Site	Weldon Spring Site	3	CERCLA/RCRA	2003
56	Beverly, MA, Site	Ventron Corporation	1	FUSRAP	2004
57	BONUS, PR, Decommissioned Reactor Site	BONUS Reactor	2	D&D	2004
58	Indian Orchard, MA, Site	Chapman Valve Site	1	FUSRAP	2004
59	L-Bar, NM, Disposal Site	SOHIO – LBAR Site	2	UMTRCA Title II	2004
60	Maxey Flats, KY, Disposal Site	Maxey Flats Disposal Site	1	CERCLA/RCRA	2004
61	Pinellas County, FL, Site	Pinellas STAR Center	3	CERCLA/RCRA	2004
62	Chariot, AK, Site	Chariot Site	1	Nevada Offsites	2005
63	General Atomics Hot Cell Facility, CA, Site	General Atomics Hot Cell Facility	1	MED/AEC Legacy Site	2005
64	Geothermal Test Facility, CA, Site	Geothermal Test Facility	1	State Water Quality Standards	2005
65	Missouri University Research Reactor, MO, Site	Missouri University Research Reactor	1	MED/AEC Legacy Site	2005
66	Shirley Basin South, WY, Disposal Site	Petrotonics – Shirley Basin 1	2	UMTRCA Title II	2005
67	Center for Energy and Environmental Research, PR, Site	Mayaguez Site	1	MED/AEC Legacy Site	2006
		Rio Piedras Site			
68	El Verde, PR, Site	El Verde	1	MED/AEC Legacy Site	2006
69	Laboratory for Energy-Related Health Research, CA, Site	Laboratory for Energy-Related Health Research	2	CERCLA/RCRA	2006
70	Wayne, NJ, Site	Wayne Interim Storage Site	1	FUSRAP	2007
71	Amchitka, AK, Site	Amchitka Island	2	Nevada Offsites	2008

Continued on next page

Appendix A-2: Site Count Listing by Transfer Date (continued)

Site Count Listing by Transfer Date Through March 2022

	LM Site Name	Pre-LM Name ¹	Site Category	Regulatory Driver/ Programmatic Framework	Fiscal Year Transfer Date ¹
72	Central Nevada Test Area, NV	Central Nevada Test Area	2	Nevada Offsites	2008
73	Columbus, OH, Site	Columbus Closure Project	1	MED/AEC Legacy Site	2008
74	Fernald Preserve, OH, Site	Fernald Closure Project	3	CERCLA/RCRA	2008
75	Gasbuggy, NM, Site	Gasbuggy Site	2	Nevada Offsites	2008
76	Gnome-Coach, NM, Site	Gnome-Coach	2	Nevada Offsites	2008
77	Oxnard, CA, Site	Oxnard Site	1	MED/AEC Legacy Site	2008
78	Rio Blanco, CO, Site	Rio Blanco	2	Nevada Offsites	2008
79	Rocky Flats, CO, Site	Rocky Flats Closure Project	3	CERCLA/RCRA	2008
80	Rulison, CO, Site	Rulison	2	Nevada Offsites	2008
81	Salmon, MS, Site	Salmon Site	2	Nevada Offsites	2008
82	Shoal, NV, Site	Project Shoal	2	Nevada Offsites	2008
83	Tonawanda North, NY, Site Unit 1	Ashland #1	1	FUSRAP	2009
84	Tonawanda North, NY, Site Unit 2	Ashland #2	1	FUSRAP	2009
85	Ashtabula, OH, Site	Ashtabula Closure Project	1	MED/AEC Legacy Site	2010
86	Maybell West, CO, Disposal Site	UMETCO – Maybell Site 2	2	UMTRCA Title II	2010
87	Inhalation Toxicology Laboratory, NM, Site	Inhalation Toxicology Laboratory	1	MED/AEC Legacy Site	2012
88	Mound, OH, Site	Miamisburg Closure Project	3	CERCLA/RCRA	2012
89	Vallecitos Nuclear Center, CA, Site	General Electric Vallecitos Nuclear Center	1	MED/AEC Legacy Site	2013
90	Burriss Park, CA, Site	Burriss Park Field Station	2	MED/AEC Legacy Site	2015
91	Painesville, OH, Site	Painesville Site	2	FUSRAP	2016
92	Tonawanda, NY, Site	Linde Air Products	2	FUSRAP	2017
93	Attleboro, MA, Site	Shpack Landfill	1	FUSRAP	2019
94	Windsor, CT, Site	Combustion Engineering Site	1	FUSRAP	2019
95	Bronco, CO, Site	Bronco	2	Plowshare/Vela Uniform Program	2019
96	Plowshare/Vela Uniform Sites, NV, Records Only	Plowshare/Vela Uniform Sites (Records Only)	1	Plowshare/Vela Uniform Program	2019
97	Pre-Gondola and Trencher, MT, Site	Pre-Gondola, Trencher	2	Plowshare/Vela Uniform Program	2019
98	Pre-Schooner II, ID, Site	Pre-Schooner II	1	Plowshare/Vela Uniform Program	2019
99	Utah, UT, Site	Utah	1	Plowshare/Vela Uniform Program	2019
100	Colonie, NY, Site	Colonie Interim Storage Site	2	FUSRAP	2019
101	Tonopah Test Range, NV, Site	Corrective Action Units; 411 (Nellis), 412 (TTR), 413 (TTR) and 414 (TTR)	2	Nevada Offsites	2020
Total					101

Notes:

¹FUSRAP Pre-LM names per USACE and Fiscal Year Transfer Dates per Federal Register notice of cleanup certification or DOE certification.

²The Bayo Canyon Aggregate Area RCRA site is counted with the Bayo Canyon FUSRAP site. For site count purposes, the FUSRAP programmatic framework is designated as the primary regulatory driver. The RCRA site is shown with the FUSRAP site having a transfer date of 2019.

Appendix B: Site Transition Schedule

Sites Planning to Transition in FY 2022

LM Site Name	Pre-LM Name	Site Category	Transferring Organization	Regulatory Driver/ Programmatic Framework
Split Rock, WY, Disposal Site	WNI – Split Rock Site	2	Private Licensee	UMTRCA Title II
Total				1
Cumulative				102

Sites Planning to Transition in FY 2024

LM Site Name	Pre-LM Name	Site Category	Transferring Organization	Regulatory Driver/ Programmatic Framework
Bear Creek, WY, Disposal Site ¹	Anadarko Petroleum – Bear Creek Site	2	Private Licensee	UMTRCA Title II
Durita, CO, Disposal Site	HECLA – Durita Site	2	Private Licensee	UMTRCA Title II
Hazelwood, MO, Site	Latty Avenue Properties	2	USACE	FUSRAP
Panna Maria, TX, Disposal Site	Chevron – Panna Maria Site	2	Private Licensee	UMTRCA Title II
Ray Point, TX, Disposal Site	Exxon Mobil – Ray Point Site, Felder Site	2	Private Licensee	UMTRCA Title II
Tonawanda, NY, Landfill Site	Tonawanda Landfill	2	USACE	FUSRAP
Total				6
Cumulative				108

Sites Planning to Transition in FY 2025

LM Site Name	Pre-LM Name	Site Category	Transferring Organization	Regulatory Driver/ Programmatic Framework
Gas Hills North, WY, Disposal Site ¹	Pathfinder – Lucky Mc Site	2	Private Licensee	UMTRCA Title II
Highland, WY, Disposal Site	Exxon Mobil – Highland Site	2	Private Licensee	UMTRCA Title II
Total				2
Cumulative				110

Sites Planning to Transition in FY 2026

LM Site Name	Pre-LM Name	Site Category	Transferring Organization	Regulatory Driver/ Programmatic Framework
Carnegie, PA, Site	Superior Steel	2	USACE	FUSRAP
Conquista, TX, Disposal Site	Conoco – Conquista Site	2	Private Licensee	UMTRCA Title II
Gas Hills East, WY, Disposal Site	UMETCO – Gas Hills Site	2	Private Licensee	UMTRCA Title II
Kansas City Plant, MO, Site	Kansas City Plant – Bannister Federal Complex	3	NNSA	CERCLA/RCRA
Middletown, IA, Site	Iowa Army Ammunition Plant	2	USACE	FUSRAP
Sequoyah County, OK, Disposal Site	Sequoyah Fuels Site	2	Private Licensee	UMTRCA Title II
Uravan, CO, Disposal Site	UMETCO – Uravan Site	2	Private Licensee	UMTRCA Title II
Total				7
Cumulative				117

Sites Planning to Transition in FY 2027

LM Site Name	Pre-LM Name	Site Category	Transferring Organization	Regulatory Driver/ Programmatic Framework
Lisbon Valley, UT, Disposal Site	Rio Algom – Lisbon Valley Site	2	Private Licensee	UMTRCA Title II
Total				1
Cumulative				118

Sites Planning to Transition in FY 2028

LM Site Name	Pre-LM Name	Site Category	Transferring Organization	Regulatory Driver/ Programmatic Framework
East Tennessee Technology Park, TN, Site	East Tennessee Technology Park	3	EM	CERCLA/RCRA
Ford, WA, Disposal Site	Dawn – Ford Site	2	Private Licensee	UMTRCA Title II
Tonawanda North, NY, Site Unit 3	Seaway Industrial Park	2	USACE	FUSRAP
Total				3
Cumulative				121

Appendix B: Site Transition Schedule (continued)

Sites Planning to Transition in FY 2029

LM Site Name	Pre-LM Name	Site Category	Transferring Organization	Regulatory Driver/ Programmatic Framework
Luckey, OH, Site	Luckey Site	2	USACE	FUSRAP
Maywood, NJ, Site ²	Maywood Chemical Superfund Site	2	USACE	FUSRAP
Total				2
Cumulative				123

Sites Planning to Transition in FY 2030

LM Site Name	Pre-LM Name	Site Category	Transferring Organization	Regulatory Driver/ Programmatic Framework
Ambrosia Lake West, NM, Disposal Site	Rio Algom – Ambrosia Lake Site 2	2	Private Licensee	UMTRCA Title II
Church Rock, NM, Disposal Site ³	General Electric/United Nuclear Corporation – Church Rock Site	2	Private Licensee	UMTRCA Title II
Cleveland, OH, Site	Harshaw Chemical Company	2	USACE	FUSRAP
Curtis Bay, MD, Site	W.R. Grace at Curtis Bay Site	2	USACE	FUSRAP
Deepwater, NJ, Site	DuPont Chambers Works	2	USACE	FUSRAP
Gas Hills West, WY, Disposal Site	ANC – Gas Hills Site	2	Private Licensee	UMTRCA Title II
Middlesex South, NJ, Site ²	Middlesex Sampling Plant	2	USACE	FUSRAP
Total				7
Cumulative				130

Sites Planning to Transition in FY 2032

LM Site Name	Pre-LM Name	Site Category	Transferring Organization	Regulatory Driver/ Programmatic Framework
St. Louis, MO, Site	St. Louis Downtown Site	2	USACE	FUSRAP
Total				1
Cumulative				131

Sites Planning to Transition in FY 2035

LM Site Name	Pre-LM Name	Site Category	Transferring Organization	Regulatory Driver/ Programmatic Framework
Grants, NM, Disposal Site	Homestake – Grants Site	2	Private Licensee	UMTRCA Title II
Moab, UT, Disposal/Processing Site	Atlas – Moab Mill	3	EM	UMTRCA Title I
	Crescent Junction Disposal Cell			
Total				2
Cumulative				133

Sites Planning to Transition in FY 2036

LM Site Name	Pre-LM Name	Site Category	Transferring Organization	Regulatory Driver/ Programmatic Framework
Parks Township, PA, Site	Shallow Land Disposal Area	2	USACE	FUSRAP
Total				1
Cumulative				134

Sites Planning to Transition in FY 2038

LM Site Name	Pre-LM Name	Site Category	Transferring Organization	Regulatory Driver/ Programmatic Framework
Ft. Wayne, IN, Site ⁴	Joslyn Manufacturing and Supply Company	2	USACE	FUSRAP
Hicksville, NY, Site ⁴	Sylvania Corning Plant	2	USACE	FUSRAP
Lockport, NY, Site ⁴	Guterl Specialty Steel	2	USACE	FUSRAP
Middlesex North, NJ, Site ⁴	Middlesex Municipal Landfill	2	USACE	FUSRAP
Niagara Falls Storage Site, NY, Site ^{2,4}	Niagara Falls Storage Site and VPs E, E Prime, G, H Prime, and X)	2	USACE	FUSRAP
Staten Island, NY, Site ⁴	Staten Island Warehouse	1	USACE	FUSRAP
Total				6
Cumulative				140

Appendix B: Site Transition Schedule (continued)

Sites Planning to Transition in FY 2039

LM Site Name	Pre-LM Name	Site Category	Transferring Organization	Regulatory Driver/ Programmatic Framework
Berkeley, MO, Site	St. Louis Airport Site	2	USACE	FUSRAP
Berkeley, MO, Site Vicinity Properties	St. Louis Airport Site Vicinity Properties	2	USACE	FUSRAP
Total				2
Cumulative				142

Sites Planning to Transition in FY 2041

LM Site Name	Pre-LM Name	Site Category	Transferring Organization	Regulatory Driver/ Programmatic Framework
Portsmouth, OH, Site	Portsmouth Gaseous Diffusion Plant	3	EM	CERCLA/RCRA
West Valley, NY, Site	West Valley Demonstration Project	2	EM	CERCLA/RCRA
Total				2
Cumulative				144

Sites Planning to Transition in FY 2044

LM Site Name	Pre-LM Name	Site Category	Transferring Organization	Regulatory Driver/ Programmatic Framework
Energy Technology Engineering Center, CA, Site	Energy Technology Engineering Center	1	EM	MED/AEC Legacy Site
Total				1
Cumulative				145

Sites Planning to Transition in FY 2047

LM Site Name	Pre-LM Name	Site Category	Transferring Organization	Regulatory Driver/ Programmatic Framework
Cañon City, CO, Disposal Site	Cotter – Canon City Site	2	Private Licensee	UMTRCA Title II
Salt Lake City 11e.(2), UT, Disposal Site	11e(2) Disposal Site	2	Private Licensee	UMTRCA Title II
Shirley Basin North, WY, Disposal Site	Pathfinder – Shirley Basin Site 2	2	Private Licensee	UMTRCA Title II
Shootaring Canyon, UT, Disposal Site	Plateau Shootaring Canyon Site	2	Private Licensee	UMTRCA Title II
Sweetwater, WY, Disposal Site	Kennecott Sweetwater Site	2	Private Licensee	UMTRCA Title II
White Mesa, UT, Disposal Site	EFN – White Mesa Site	2	Private Licensee	UMTRCA Title II
Total				6
Cumulative				151

Sites Planning to Transition in FY 2050

LM Site Name	Pre-LM Name	Site Category	Transferring Organization	Regulatory Driver/ Programmatic Framework
Andrews 11e.(2), TX, Disposal Site	Waste Control Specialists 11e.(2) Disposal Cell	2	Private Licensee	UMTRCA Title II
Total				1
Cumulative				152

Sites Planning to Transition in FY 2070

LM Site Name	Pre-LM Name	Site Category	Transferring Organization	Regulatory Driver/ Programmatic Framework
Paducah, KY, Site	Paducah Gaseous Diffusion Plant	3	EM	CERCLA/RCRA
Total				1
Cumulative				153

FUSRAP Sites Referred from DOE to USACE – Not Currently Designated by USACE For Active Status

LM Site Name	Pre-LM Name	Site Category	Transferring Organization	Regulatory Driver/ Programmatic Framework	Planned Transfer
Queens, NY, Site	Wolff-Alport Chemical Company	1	USACE	FUSRAP	TBD

Notes:

¹ The fee land and wells for the Bear Creek and Gas Hills North, WY Sites have transferred to DOE, but the Title II private license has not been terminated. These sites will formally transfer to DOE after NRC concurs that remedial action has been completed and accepts the site-specific long-term surveillance plan. After which, the sites will be administered under the NRC general license for long-term care.

Appendix B: Site Transition Schedule (continued)

- ² The DOE Office of Legacy Management is the owner of record at the following FUSRAP sites: Maywood, NJ; Middlesex South, NJ; and Niagara Falls **Storage Site**, NY. LM shall accept responsibility for all federally-owned real property and interests therein, acquired by USACE for FUSRAP execution at the time of site closeout (i.e., public declaration of completion). LTS&M responsibilities shall transfer to LM two years after site closeout. Fiscal year transition date to LM is triggered by the site closeout event. **Vicinity properties at these sites are typically non-federally owned though the government may acquire real property interests to perform LTS&M responsibilities.**
- ³ Transfer of Church Rock to LM is pending long-term stewardship responsibility resolution and assignment by OMB. Date assumes that Northeast Church Rock hazardous mine waste is disposed on top of mill tailings disposal cell as proposed by US EPA and agreed by US NRC.
- ⁴ Completion date assumed to be FY2038 for planning purposes. Actual remedial action completion date not yet determined by USACE.
- ⁵ Fiscal Years not listed do not have sites planned for transfer.

Appendix C: Transitioning Sites Category

BY END OF FISCAL YEAR

LM Site Name	Site Category	Regulatory Driver/Programmatic Framework	Transition Activities (X denotes transfer year)				
			2022	2023	2024	2025	2026
Split Rock, WY, Disposal Site	2	UMTRCA Title II	X				
Bear Creek, WY, Disposal Site	2	UMTRCA Title II			X		
Durita, CO, Disposal Site	2	UMTRCA Title II			X		
Hazelwood, MO, Site	2	FUSRAP			X		
Panna Maria, TX, Disposal Site	2	UMTRCA Title II			X		
Ray Point, TX, Disposal Site	2	UMTRCA Title II			X		
Tonawanda, NY, Landfill Site	2	FUSRAP			X		
Gas Hills North, WY, Disposal Site	2	UMTRCA Title II				X	
Highland, WY, Disposal Site	2	UMTRCA Title II				X	
Carnegie, PA, Site	2	FUSRAP					X
Conquista, TX, Disposal Site	2	UMTRCA Title II					X
Gas Hills East, WY, Disposal Site	2	UMTRCA Title II					X
Kansas City Plant, MO, Site	3	CERCLA/RCRA					X
Middletown, IA, Site	2	FUSRAP					X
Sequoyah County, OK, Disposal Site	2	UMTRCA Title II					X
Uravan, CO, Disposal Site	2	UMTRCA Title II					X

Notes:

Includes sites planned for transfer to LM within the next five years.

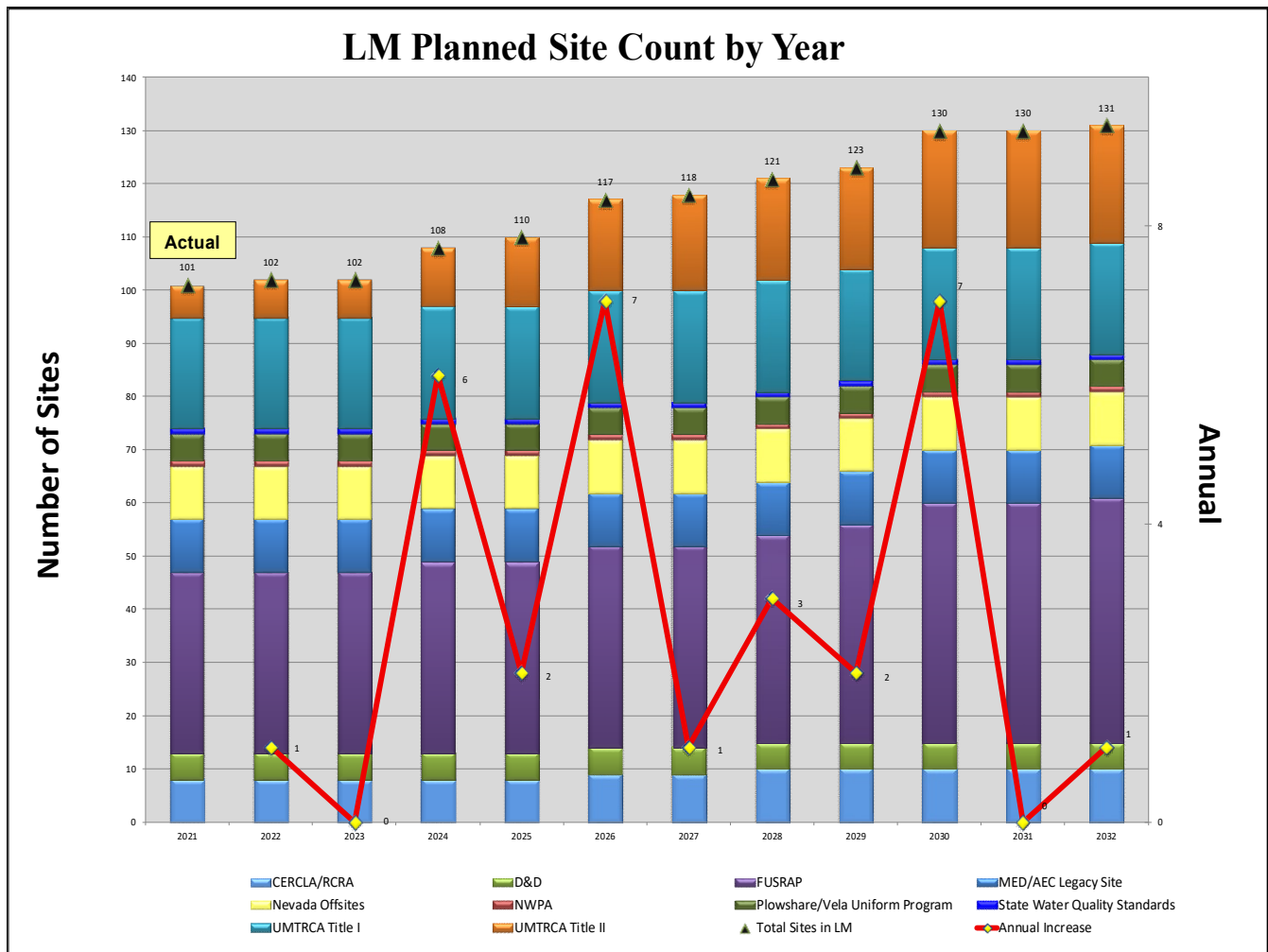
Shading indicates fiscal years where numerous transition activities are occurring prior to site transfer, which are managed within the LM Site Transition Framework that establishes conditions for the following 10 areas: 1) Authorities and accountabilities are assigned and documented. 2) Site conditions are accurately and comprehensively documented. 3) Engineered controls, operation and maintenance requirements, and emergency/contingency planning are documented. 4) Institutional controls and enforcement authorities are identified. 5) Regulatory requirements and authorities are identified. 6) Long-term surveillance and maintenance budget, funding, and personnel requirements are identified. 7) Information and records management requirements are satisfied. 8) Public education, outreach, information and notice requirements are documented. 9) Natural, cultural, and historical resource management requirements are satisfied. 10) Business functions including contractor benefits are addressed.

As these sites officially transfer to LM, they will then be designated as a Category 1, 2, or 3 site based on expected LTS&M activities.

Appendix D: Planned Site Count by Year

Sites by Regulatory Driver/ Programmatic Framework	Actual	Planned										Annual Increase	
		2021	2022	2023	2024	2025	2026	2027	2028	2029	2030		2031
GERCLA/RCRA	8	8	8	8	8	9	10	10	10	10	10	10	10
ID&D	5	5	5	5	5	5	5	5	5	5	5	5	5
FUSRAP	34	34	34	36	36	38	38	39	41	45	45	46	46
MED/AEC Legacy Site	10	10	10	10	10	10	10	10	10	10	10	10	10
Nevada Offsites	10	10	10	10	10	10	10	10	10	10	10	10	10
NWPA	1	1	1	1	1	1	1	1	1	1	1	1	1
Plowshare/Vela Uniform Program	5	5	5	5	5	5	5	5	5	5	5	5	5
State Water Quality Standards	1	1	1	1	1	1	1	1	1	1	1	1	1
UMTRCA Title I	21	21	21	21	21	21	21	21	21	21	21	21	21
UMTRCA Title II	6	7	7	11	13	17	18	19	19	22	22	22	22
Total	101	102	102	108	110	117	118	121	123	130	130	131	131
Annual Increase		1	0	6	2	7	1	3	2	7	0	1	1

Appendix D: Planned Site Count by Year (continued)



Appendix E: Site Count by State

State Site Counts as of **March 2022**

	State	CAT 1	CAT 2	CAT 3	# of Sites
1	Alaska	1	1		2
2	Arizona		1	1	2
3	California	5	2		7
4	Colorado		11	2	13
5	Connecticut	2			2
6	Florida			1	1
7	Idaho	1	1		2
8	Illinois	4	1		5
9	Kentucky	1			1
10	Massachusetts	3			3
11	Michigan	1			1
12	Mississippi		1		1
13	Missouri	1		1	2
14	Montana		1		1
15	Nebraska		1		1

	State	CAT 1	CAT 2	CAT 3	# of Sites
16	Nevada	1	3		4
17	New Jersey	2	1		3
18	New Mexico	3	6	1	10
19	New York	5	2		7
20	Ohio	7	2	2	11
21	Oregon	1	1		2
22	Pennsylvania	2	2		4
23	South Dakota		1		1
24	Tennessee	1			1
25	Texas		1		1
26	Utah	1	3	1	5
27	Washington		1		1
28	West Virginia		1		1
29	Wyoming		3		3
30	Puerto Rico	2	1		3
LM TOTAL		44	48	9	101

States with Transition Sites

31	Indiana
32	Iowa
33	Maryland
34	Oklahoma

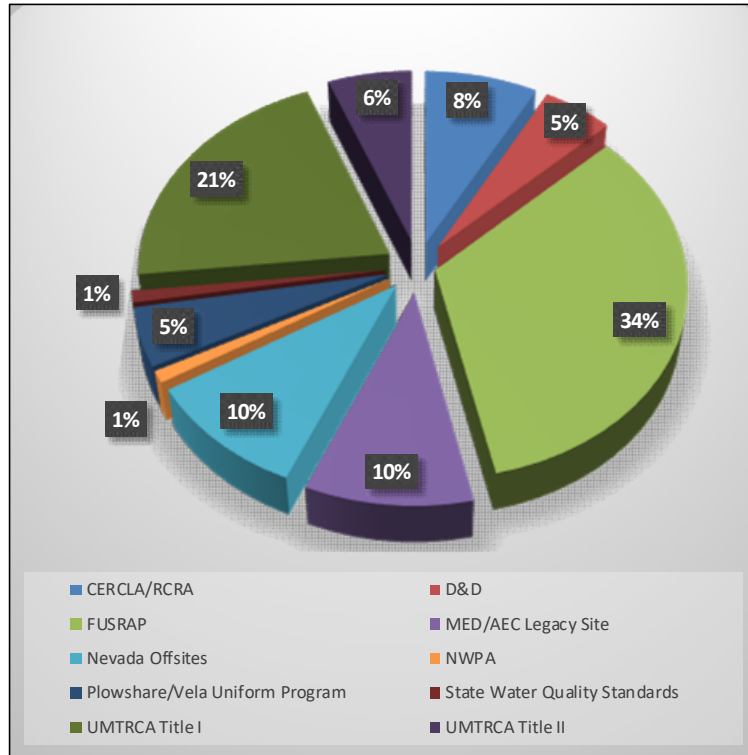
Category 1: Activities typically include records-related activities and stakeholder support.

Category 2: Activities typically include routine inspections (site visits are conducted to verify the integrity of engineered or institutional barriers) and monitoring/maintenance, records-related activities, and stakeholder support.

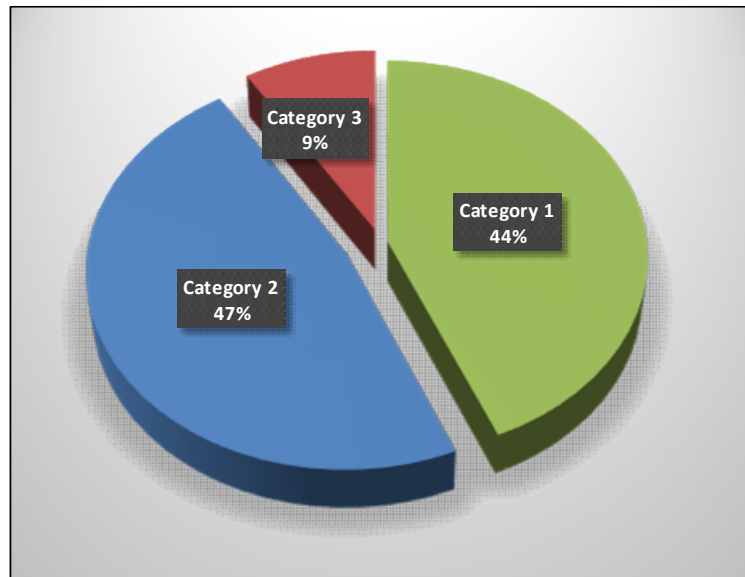
Category 3: Activities typically include operation and maintenance of active remedial action systems, routine inspections (site visits are conducted to verify the integrity of engineered or institutional barriers) and monitoring/maintenance, records-related activities, and stakeholder support.

Appendix F: Site Count by Regulatory Driver/Programmatic Framework and Site Category

Sites by Regulatory Driver/Programmatic Framework	Actual Through March 2022
CERCLA/RCRA	8
D&D	5
FUSRAP	34
MED/AEC Legacy Site	10
Nevada Offsites	10
NWPA	1
Plowshare/Vela Uniform Program	5
State Water Quality Standards	1
UMTRCA Title I	21
UMTRCA Title II	6
TOTAL	101



Sites by Category	Actual Through March 2022
Category 1	44
Category 2	48
Category 3	9
TOTAL	101



Category 1: Activities typically include records-related activities and stakeholder support.

Category 2: Activities typically include routine inspections (site visits are conducted to verify the integrity of engineered or institutional barriers) and monitoring/maintenance, records-related activities, and stakeholder support.

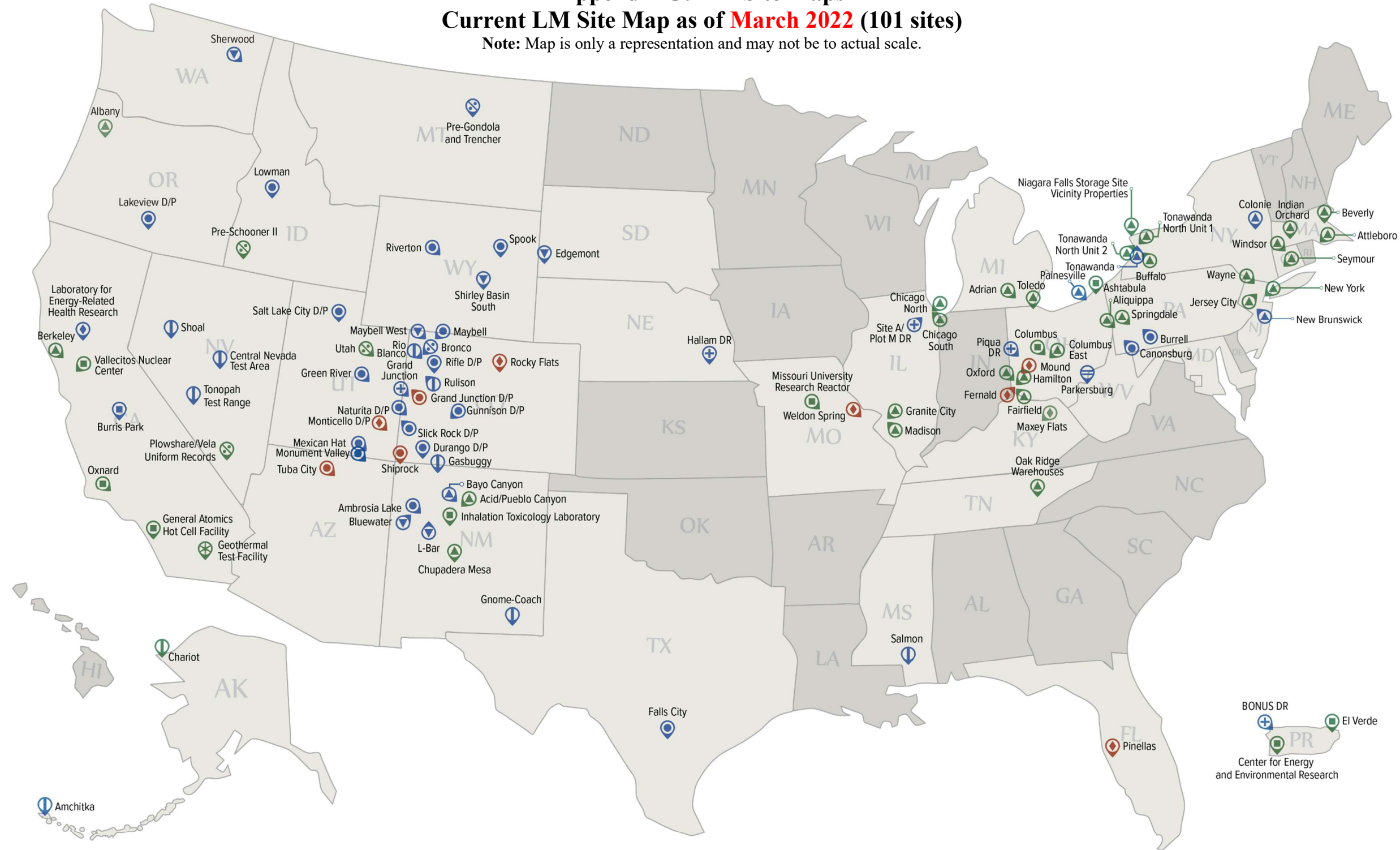
Category 3: Activities typically include operation and maintenance of active remedial action systems, routine inspections (site visits are conducted to verify the integrity of engineered or institutional barriers) and monitoring/maintenance, records-related activities, and stakeholder support.

Page intentionally left blank

Appendix G: LM Site Maps

Current LM Site Map as of **March 2022** (101 sites)

Note: Map is only a representation and may not be to actual scale.



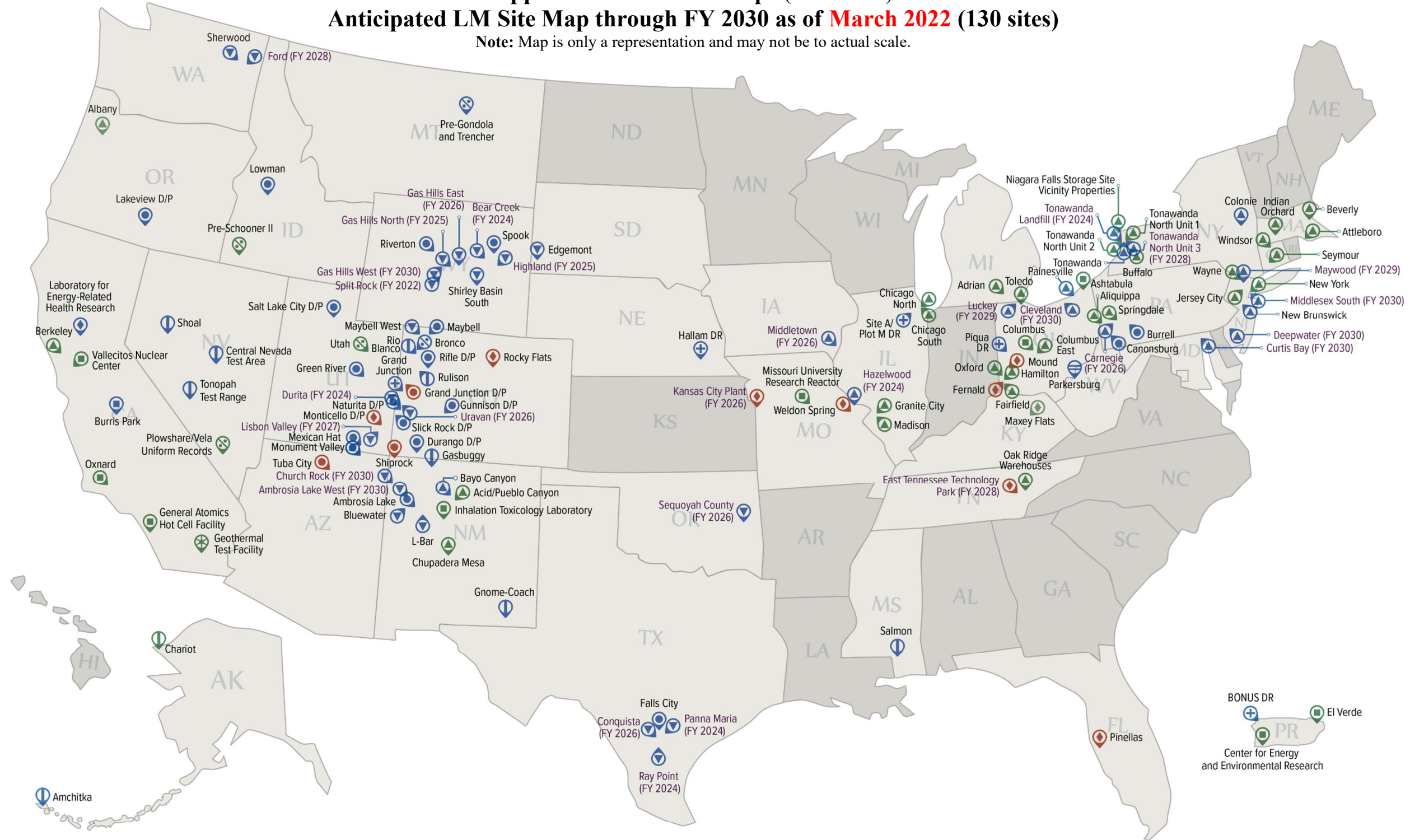
Sites in LM Requiring LTS&M (as of March 30, 2022)					Site Category	
CERCLA/RCRA	D&D	FUSRAP	MED/AEC Legacy Site	Nevada Offsites	Category 1 activities typically include records-related activities and stakeholder support. Category 2 activities typically include routine inspections (site visits are conducted to verify the integrity of engineered or institutional barriers) and monitoring/maintenance, records-related activities, and stakeholder support.	Category 3 activities typically include operation and maintenance of active remedial action systems, routine inspections (site visits are conducted to verify the integrity of engineered or institutional barriers) and monitoring/maintenance, records-related activities, and stakeholder support.
NWP	Plowshare/Vela Uniform Program	State Water Quality Standards	UMTRCA Title I	UMTRCA Title II		

D/P = Disposal/Processing DR = Decommissioned React 03/2022

Appendix G: LM Site Maps (continued)

Anticipated LM Site Map through FY 2030 as of March 2022 (130 sites)

Note: Map is only a representation and may not be to actual scale.

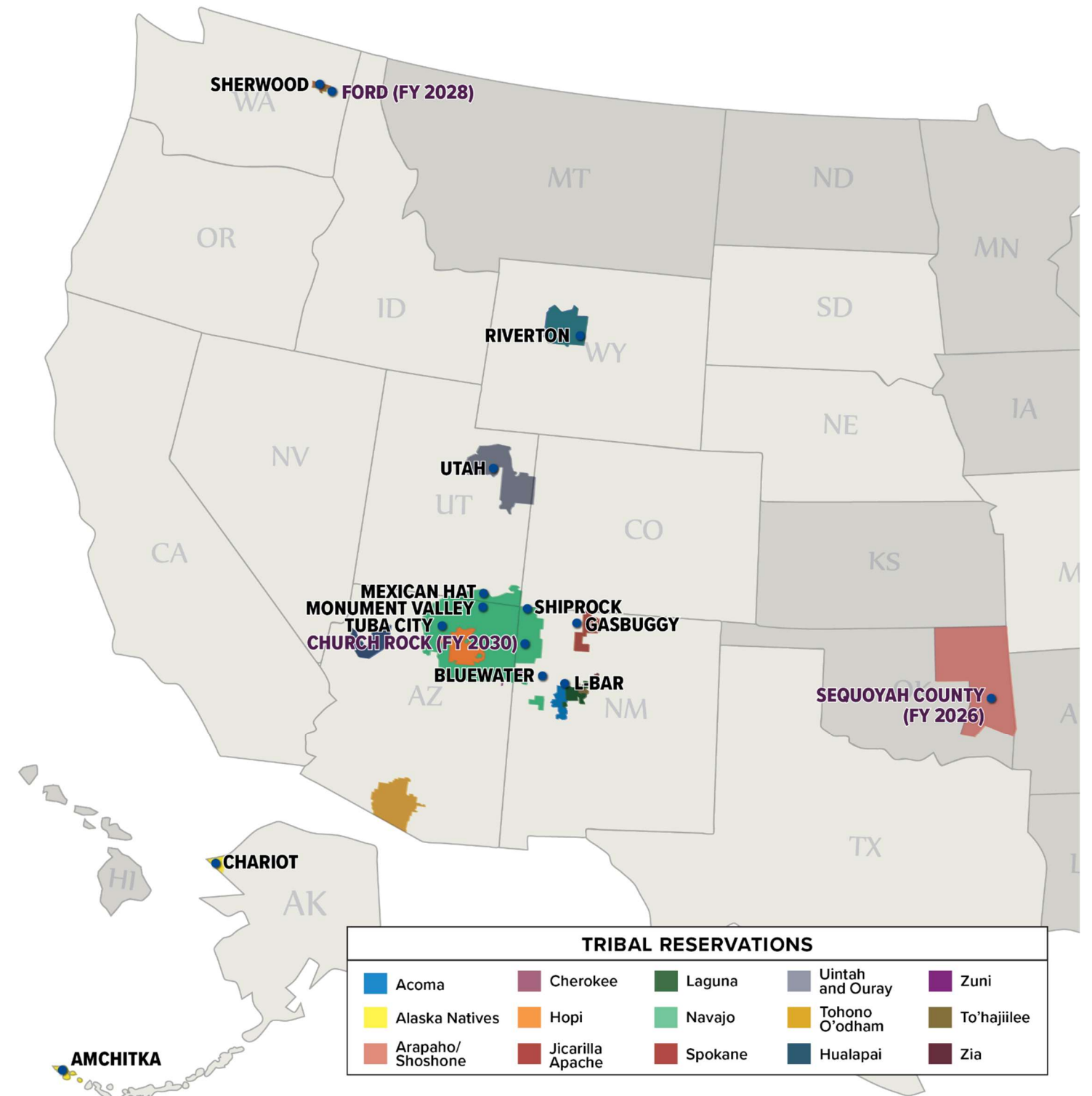


Anticipated Sites in LM Through FY 2030 Requiring LTS&M					Site Category	
CERCLA/RCRA	D&D	FUSRAP	MED/AEC Legacy Site	Nevada Offsites	Category 1 activities typically include records-related activities and stakeholder support. Category 2 activities typically include routine inspections (site visits are conducted to verify the integrity of engineered or institutional barriers) and monitoring/maintenance, records-related activities, and stakeholder support.	Category 3 activities typically include operation and maintenance of active remedial action systems, routine inspections (site visits are conducted to verify the integrity of engineered or institutional barriers) and monitoring/maintenance, records-related activities, and stakeholder support.
NWP	Plowshare/Vela Uniform Program	State Water Quality Standards	UMTRCA Title I	UMTRCA Title II		

D/P = Disposal/Processing DR = Decommissioned React 03/2022

Appendix H: Tribal Collaboration Sites Through FY 2030 as of **March 2022**

Tribe/ Tribal Nation	State	LM Site Name	LM Site/ Planned Transfer FY	Location to Tribal Land	
				On	Adjacent to
Alaska Natives	Alaska	Amchitka, AK, Site	LM Site		X
		Chariot, AK, Site	LM Site		X
Arapaho/ Shoshone	Wyoming	Riverton, WY, Processing Site	LM Site	X	
Cherokee	Oklahoma	Sequoyah County, OK, Disposal Site	2026	X	
Jicarilla Apache	New Mexico	Gasbuggy, NM, Site	LM Site		X
Laguna/Acoma	New Mexico	L-Bar, NM, Disposal Site	LM Site		X
Navajo	Arizona	Monument Valley, AZ, Processing Site	LM Site	X	
		Tuba City, AZ, Disposal Site	LM Site	X	
	New Mexico	Shiprock, NM, Disposal Site	LM Site	X	
		Bluewater, NM, Disposal Site	LM Site		X
		Church Rock, NM, Disposal Site	2030		X
Utah	Mexican Hat, UT, Disposal Site	LM Site	X		
Uintah and Ouray	Utah	Utah, UT, Site	LM Site		X
Spokane	Washington	Sherwood, WA, Disposal Site	LM Site	X	
		Ford, WA, Disposal Site	2028		X

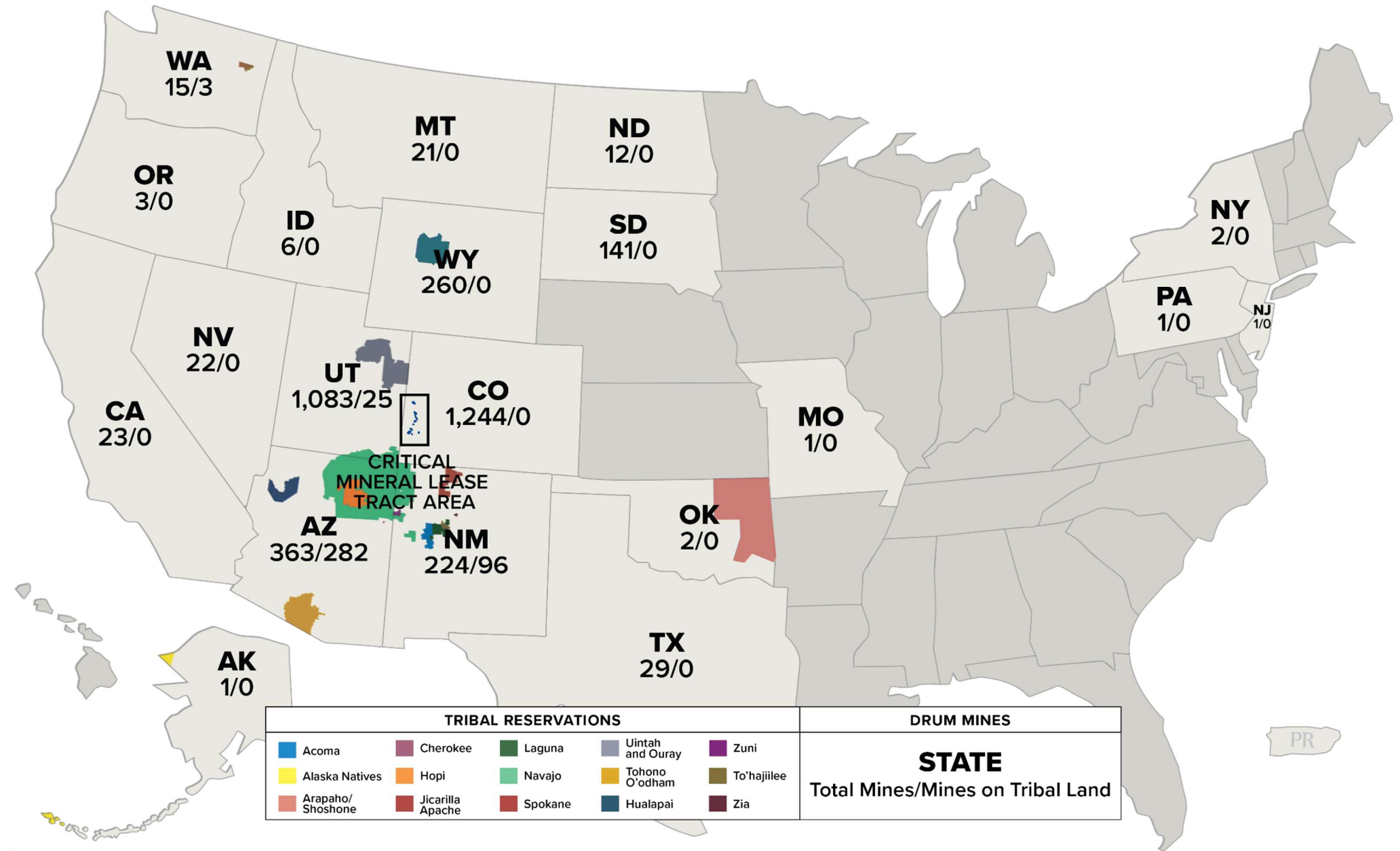


Additionally, LM also engages with the following tribes and tribal nations on regulatory and stakeholder interests:

- | | |
|---------------------------------|---|
| Pueblo of Pojoaque – NM | Pueblo of Santa Clara Tribe – NM |
| Pueblo of Taos – NM | Ute Mountain Tribe – CO |
| Pueblo of San Felipe Tribe – NM | Southern Ute Indian Tribe – CO |
| Pueblo de Cochiti Tribe – NM | Pueblo of Isleta – NM |
| Pueblo of Jemez – NM | Consolidated Group of Tribes and Organizations – NV |
| North Slope Borough – AK | Inupiat Tribe - AK |

Appendix I: Defense-Related Uranium Mines and Uranium Leasing Program Locations Mine Count as of **March 2022**

Defense-Related Uranium Mine Locations				
	State	# of DRUM Mines in State	# of DRUM Mines on Tribal Lands	
1	Alaska	1	-	
2	Arizona	363	Hualapai	1
			Navajo	279
			Tohono O'odham	1
			Zuni	1
			AZ Tribal Total	282
3	California	23	-	
4	Colorado	1,244	-	
5	Idaho	6	-	
6	Missouri	1	-	
7	Montana	21	-	
8	Nevada	22	-	
9	New Jersey	1	-	
10	New Mexico	224	Laguna Pueblo	6
			Navajo	89
			Zia Pueblo	1
			NM Tribal Total	96
11	New York	2	-	
12	North Dakota	12	-	
13	Oklahoma	2	-	
14	Oregon	3	-	
15	Pennsylvania	1	-	
16	South Dakota	141	-	
17	Texas	29	-	
18	Utah	1,083	Navajo	24
			Uintah and Ouray	1
			UT Tribal Total	25
19	Washington	15	-	
20	Wyoming	260	Spokane	3
			WA Tribal Total	3
TOTAL		3,454	8	406



Notes:

Uranium Leasing Program lease tract locations are in the state of Colorado. There are no lease tracts on tribal reservation areas.

Defense-Related Uranium Mine counts will change as mines are reconciled as verification and validation activities are completed. Data as of 3/8/2022 from DRUM_GIS Database.

LM may become engaged in programs and projects on land they do not own. DRUM and ULP are an example. As a result, the location of these activities is not defined as a LM site or categorized. Programmatically these activities may be treated in a manner that most closely resembles the categorical definitions stated in this guide.

Appendix J: Site Information Summary

Site Information Summary as of **March 2022**

Regulatory Driver/Programmatic Framework	Number of Sites		Number of DOE Wells Associated with Site		Number of Disposal Cells, Landfills, and other Impoundments		Institutional Controls (Yes or No)	
	Oct-21	Mar-22	Oct-21	Mar-22	Oct-21	Mar-22	Oct-21	Mar-22
CERCLA/RCRA Sites	8	8	942	942	5	5	Yes (7 sites)	Yes (7 sites)
D&D Sites	5	5	64	64	4	4	Yes (5 sites)	Yes (5 sites)
FUSRAP Sites	34	34	0	8	0	0	Yes (1 sites)	Yes (2 sites)
MED/AEC Legacy Site	10	10	0	0	0	0	Yes (1 site)	Yes (1 site)
Nevada Offsites	10	10	79	79	9	9	Yes (10 sites)	Yes (10 sites)
NWPA	1	1	6	6	1	1	Yes (1 site)	Yes (1 site)
Plowshare/Vela Uniform Program	5	5	0	0	0	0	No	No
State Water Quality Standards	1	1	0	0	0	0	No	No
UMTRCA Title I Sites	21	21	877	877	19	19	Yes (21 sites)	Yes (21 sites)
UMTRCA Title II Sites	6	6	46	46	7	7	Yes (6 sites)	Yes (6 sites)
TOTALS	101	101	2,014	2,022	45	45	Yes (52 sites)	Yes (53 sites)

INCREASE/(DECREASE)

0

8

0

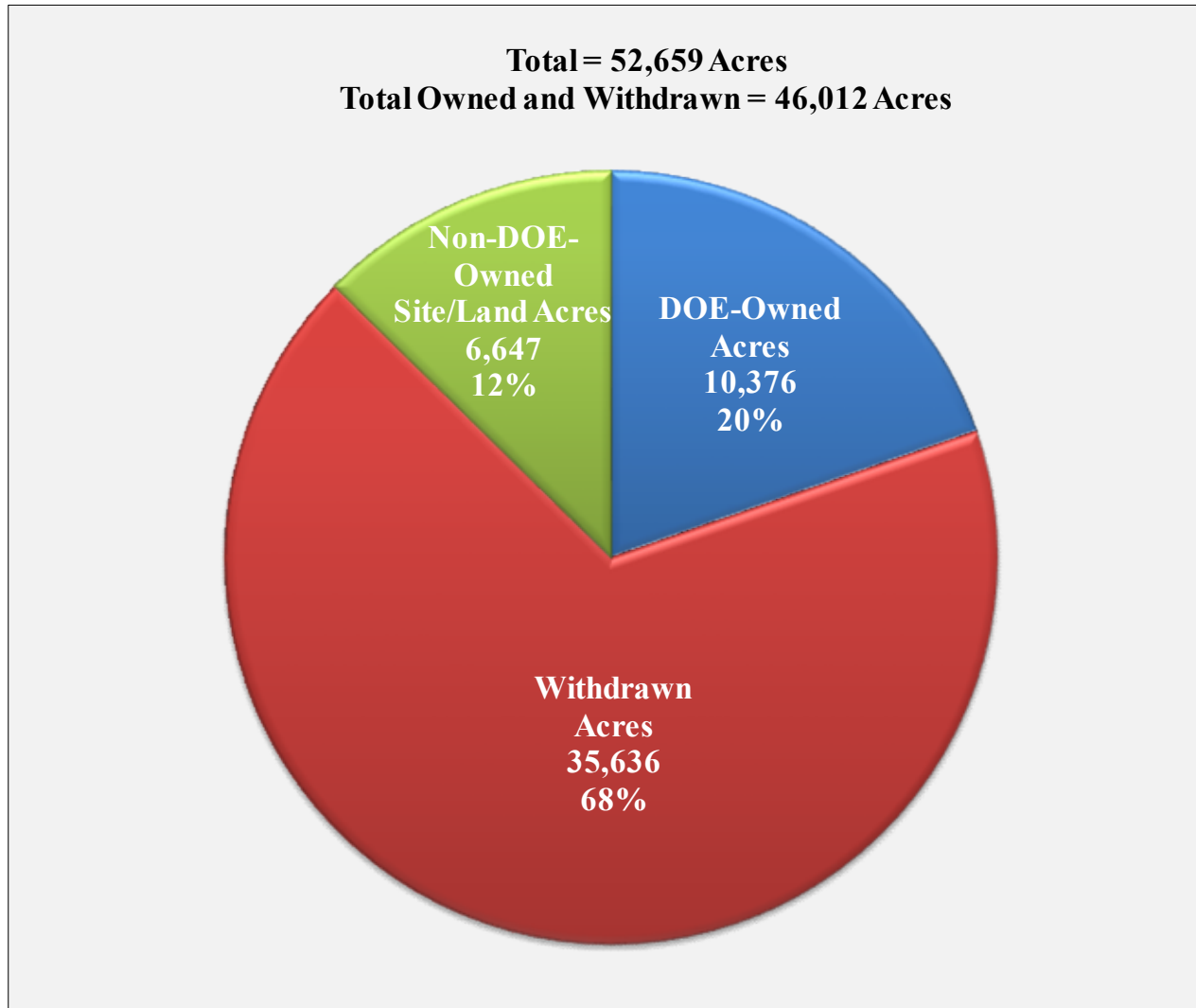
1

Notes:

Comparison of last reporting period (October 2021) to data through March 2022.

Appendix K: Status of Land Managed by Legacy Management

Sites With LTS&M Activities as of **March 2022**



DOE-Owned (Fee Simple)

Withdrawn (Includes 27,593 acres withdrawn for uranium/vanadium mineral development and mining, of which roughly 260 acres have been affected by DOE’s mineral-leasing activities. The U.S. Bureau of Land Management manages all other surface uses of these lands.)

Non-DOE-Owned Site/Land with Rights to Conduct Activities (environmental monitoring, maintenance, inspections)

Notes:

The fee land and wells for the Bear Creek and Gas Hills North, WY, sites have transferred to DOE, but the Title II private license has not been terminated. These sites are not yet under the DOE general license.

LM is the owner of record at the following FUSRAP sites: Maywood, NJ; Middlesex South, NJ; and Niagara Falls Storage Site, NY. The USACE is responsible for protectiveness at these sites until remedial action is completed and LM assumes LTS&M responsibility for the sites.

Appendix L: Environmental Liabilities



Environmental Liabilities as of 2021

Regulatory Driver/ Programmatic Framework	75-Year Constant Dollar Total (rounded to thousands)
CERCLA/RCRA Sites	1,236,286
D&D Sites	29,050
FUSRAP Sites	20,311
MED/AEC Legacy Sites	1,283
Nevada Offsites	101,639
NWPA	6,584
Plowshare/Vela Uniform Program Sites	2,428
State Water Quality Standards	-
UMTRCA Title I Sites	774,775
UMTRCA Title II Sites	70,767
Transitioning Sites	418,768
Defense-Related Uranium Mines	52,233
LTS&M Support Activities	258,259
LTS&M Direct Funded Agreements	319,502
LTS&M Subtotal	\$3,291,883
Archives and Information Management	2,085,094
Asset Management	1,131,574
Program Direction	1,844,014
Communication, Education, and Outreach	387,814
Legacy Management Total	\$8,740,379

Notes: Constant dollar totals from FY 2021 LM Environmental Liability reporting. Pension and Benefits Continuity and Environmental Justice Program costs are not considered Environmental Liabilities.

Appendix M: Abbreviations

AEC	Atomic Energy Commission
CERCLA	Comprehensive Environmental Response, Compensation, and Liability Act
D&D	Decontamination and Decommissioning
DOE	U.S. Department of Energy
DRUM	Defense-Related Uranium Mines
EM	Office of Environmental Management
EPA	U.S. Environmental Protection Agency
FUSRAP	Formerly Utilized Sites Remedial Action Program
FY	Fiscal Year
LM	Office of Legacy Management
LTS&M	Long-Term Surveillance and Maintenance
MED	Manhattan Engineer District
NRC	U.S. Nuclear Regulatory Commission
NWPA	Nuclear Waste Policy Act
OMB	Office of Management and Budget
RCRA	Resource Conservation and Recovery Act
ULP	Uranium Leasing Program
UMTRCA	Uranium Mill Tailings Radiation Control Act
USACE	U.S. Army Corps of Engineers
VP	Vicinity Property





U.S. DEPARTMENT OF
ENERGY

Legacy
Management

