



# Project Summary –OVERALL

## Timeline:

Start date: 10/2010.

Planned end date: Conversion to “maintenance mode” 01/2021.

## Key Milestones

1. Program implementation; 10/2012
2. API development; 01/2014
3. Home Energy Score Gateway; 10/2014
4. Simulation Training; 10/2015
5. Remote Quality Assurance; 01/2016
6. Updated Scoring Tool; 02/2019
7. Updated Simulation Training; 04/2019
8. Modeling Harmonization; 10/2020

## Budget:

### **Total Project \$ to Date:**

- DOE: ~\$10M/10 years
- Cost Share: \$N/A

### **Total Project \$:**

- DOE: ~\$12M/12 years
- Cost Share: \$N/A

## Key Partners:

Lawrence Berkeley National Laboratory (LBNL)
Pacific Northwest National Laboratory (PNNL)
National Renewable Energy Laboratory (NREL)
Allegheny Science & Technology
The Building People
Interplay Learning

## Project Outcome:

Home Energy Score becoming a recognized, widely used and influential tool in the market that leads to an improved U.S. housing stock with better energy performance, lower costs and greater comfort as well as more efficient use of natural resources. The goal is to build market value for energy efficient single-family homes and townhomes that improve quality of life. Home Energy Score accomplishes this by:

- ✓ Providing homeowners and homebuyers knowledge of home energy efficiency and cost-effective improvements in order to reduce energy use and costs.
- ✓ Encouraging use of reliable, consistent home energy efficiency information in real estate transactions to inform decisions, and build a market value for comfortable, energy efficient homes.
- ✓ Integrating energy information into financing products to help drive the market for comfortable, energy efficient homes.

# Team



## DOE EERE:

- Program administration
- Partner and stakeholder communication
- Energy scoring policy and strategy subject matter experts



## PNNL:

- Integration of energy modeling and program administration services
- Systems software engineering and web-based delivery expertise



## LBNL:

- Residential energy scoring modeling codes (DOE2)
- Residential building science subject matter experts



## NREL:

- Residential energy score modeling codes (Open Studio / Energy Plus)
- Building data transfer protocol (HPXML) subject matter experts



## Allegheny Science and Technology:

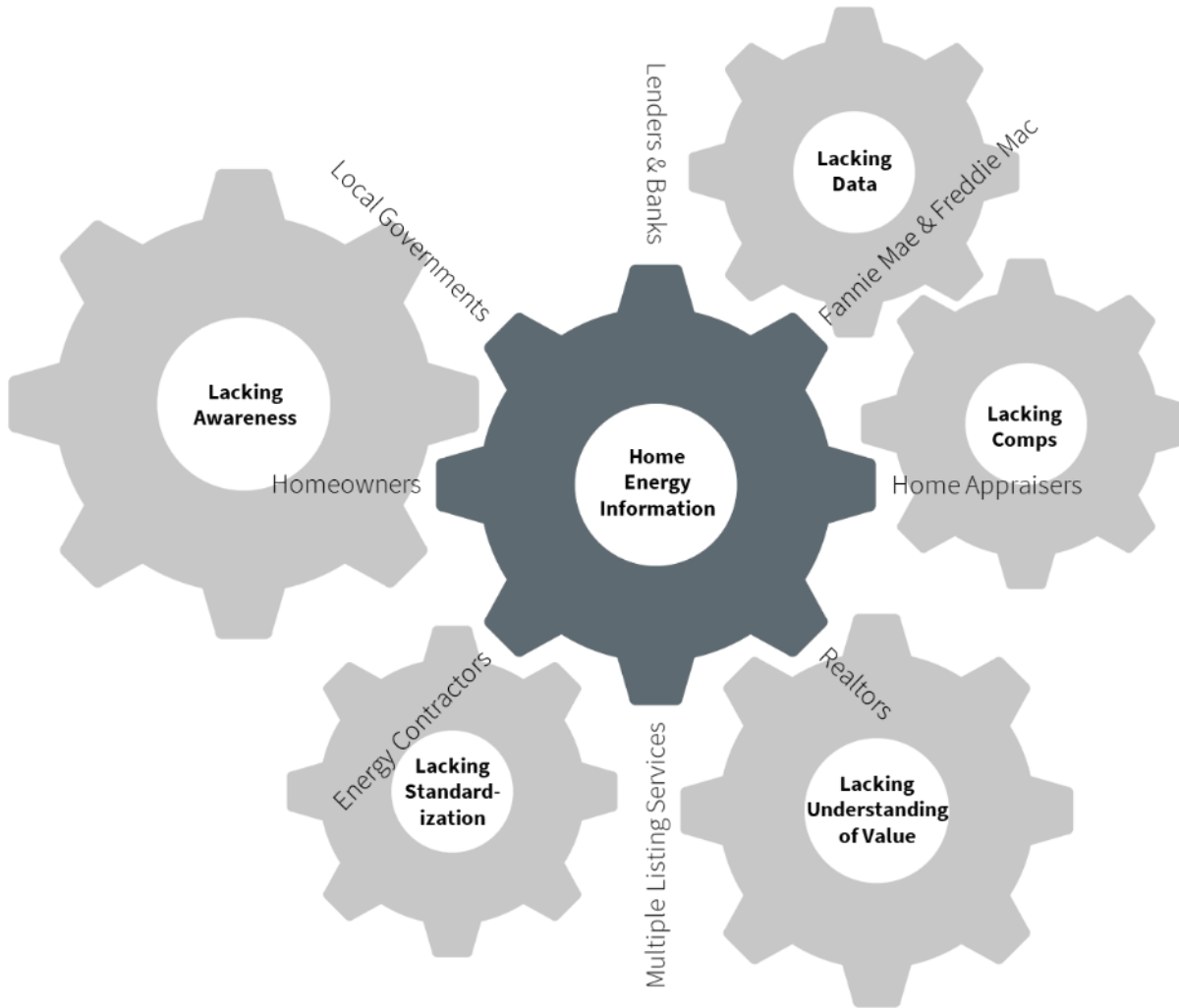
- Building Science Application subject matter experts
- Program implementation and support



## Interplay Learning:

- Online training services
- 3-D training subject matter experts

# Challenges in Valuing Efficiency



- › Mortgage lenders and underwriters **lack data** to base energy efficiency financing.
- › Appraisers **lack comps** to attribute value to energy efficient homes.
- › Realtors and MLSs **lack building science knowledge**.
- › Energy contractors **lack data standardization** allowing for aggregation.
- › Homeowners and local governments **lack awareness** about best-fit efficiency upgrades and benefits.
- › **Result: Efficiency is persistently undervalued** in the residential real estate market.

# Home Energy Score

U.S. DEPARTMENT OF ENERGY  
**Home Energy Score**

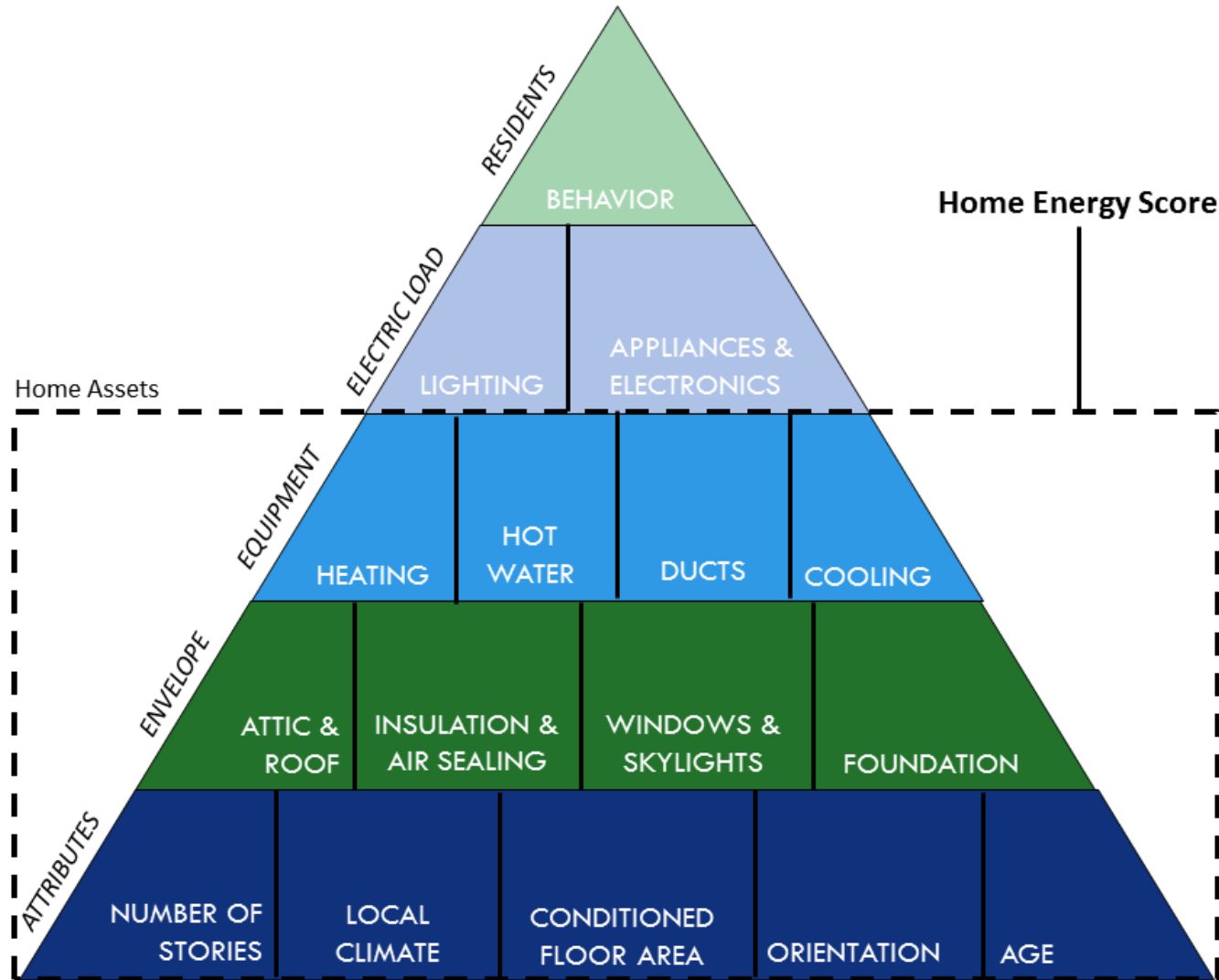


## Features

- ✓ “Miles per gallon” rating for homes\*
- ✓ Scale for easy-to-understand interpretation
- ✓ Building energy model estimates annual energy use, costs, emissions
- ✓ Recommendations for cost-effective improvements
- ✓ Easily show energy features and expected costs of comp homes
- ✓ Backend tool for various home energy assessments
- ✓ Can be included in home inspections
- ✓ Useful information for consumers, Home Energy Score Partners, real estate agents, lenders, appraisers, city & state governments

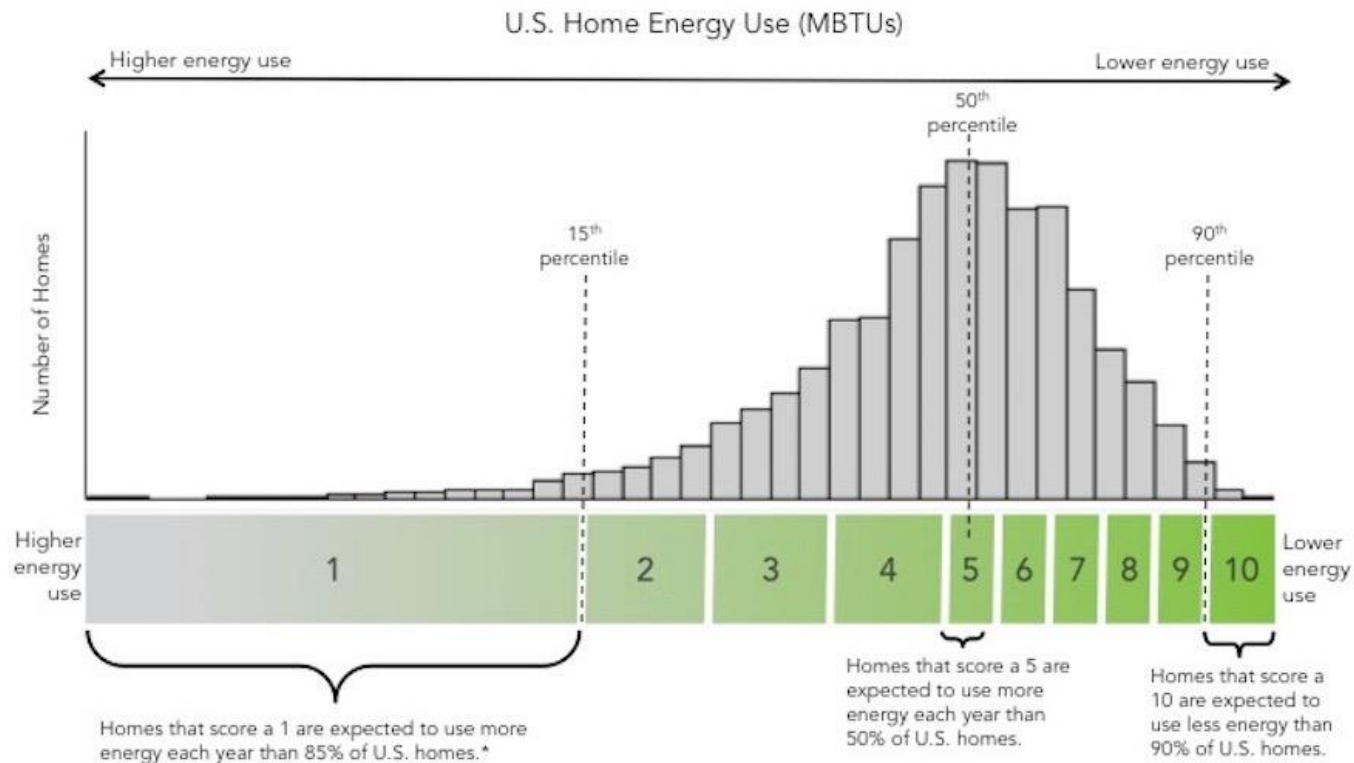
\*Applicable for single-family homes and townhomes only.

# An Asset Rating



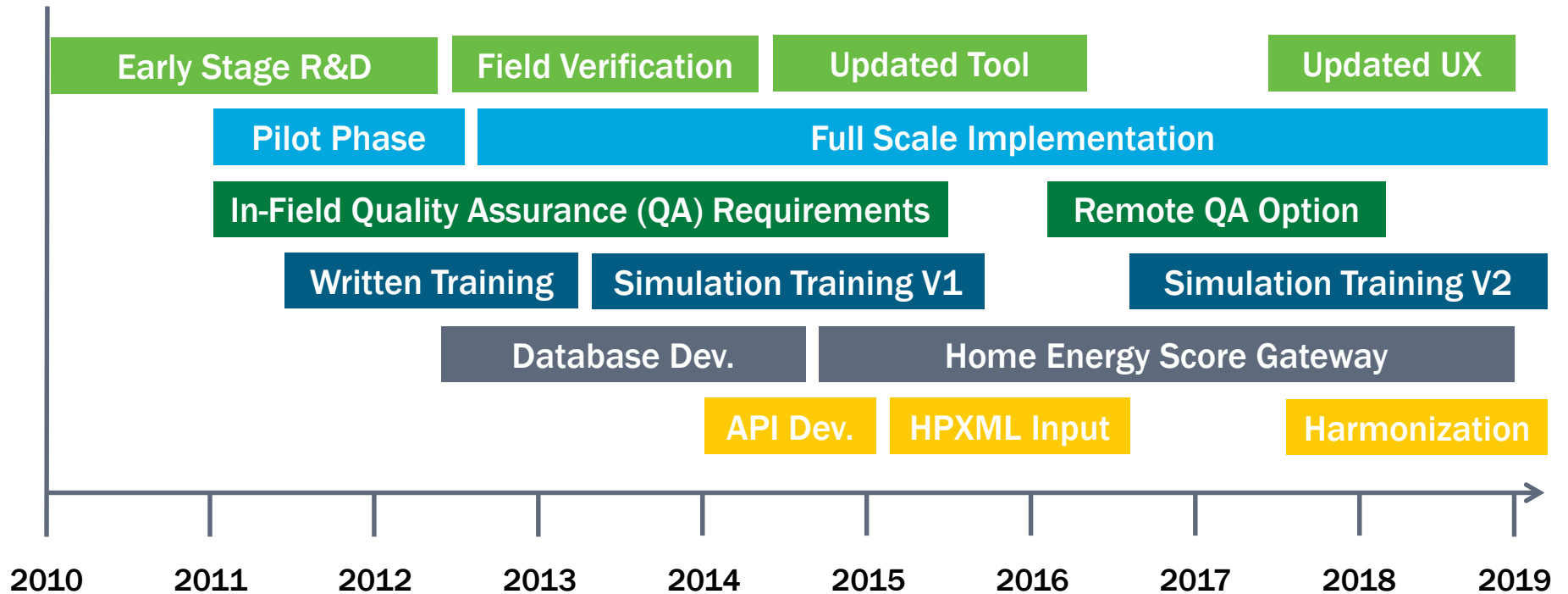
# Methodology Highlights

- ~50 data points per house
- Energy per single-family home, not per square foot
- Standard & nationally applicable to existing homes



\*2009 U.S. Census data. Method normalizes for local weather conditions and standard operations assumptions.

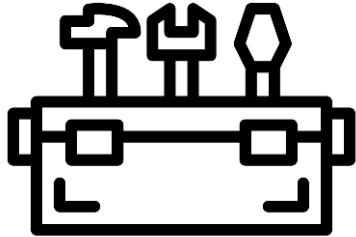
# Timeline of Progress




- |                                                                                                                                                         |                                                                                                                                                         |
|---------------------------------------------------------------------------------------------------------------------------------------------------------|---------------------------------------------------------------------------------------------------------------------------------------------------------|
| <span style="display: inline-block; width: 15px; height: 15px; background-color: #76b82a; margin-right: 5px;"></span> Scoring Tool Modeling & Analysis  | <span style="display: inline-block; width: 15px; height: 15px; background-color: #005580; margin-right: 5px;"></span> Simulation Training Tool          |
| <span style="display: inline-block; width: 15px; height: 15px; background-color: #00a0e3; margin-right: 5px;"></span> Scoring Tool Field Implementation | <span style="display: inline-block; width: 15px; height: 15px; background-color: #555555; margin-right: 5px;"></span> Gateway Development & Maintenance |
| <span style="display: inline-block; width: 15px; height: 15px; background-color: #006633; margin-right: 5px;"></span> Quality Assurance Efforts         | <span style="display: inline-block; width: 15px; height: 15px; background-color: #ffcc00; margin-right: 5px;"></span> Harmonizing Tools                 |



# Scoring Tool & Scoring Program



- ✓ Scoring Tool Model
- ✓ Scoring Tool Gateway
- ✓ Simulation Training
- ✓ Admin Portal
- ✓ HPXML Translator
- ✓ API



- ✓ Technical Assistance
- ✓ Communications
- ✓ Onboarding
- ✓ QA Verification
- ✓ Link with Financing
- ✓ Account Management

# Engaging Stakeholders



**nationalgrid**




**CLEAResult**<sup>®</sup>



**focus on energy**<sup>™</sup>  
Partnering with Wisconsin utilities



**energize CT**<sup>™</sup>  
CONNECTICUT



**PSEG** **LONG ISLAND**



**IDENERGY**<sup>®</sup>

# Milestones Accomplished To Date

- **550+ Assessors nationwide**
  - Present in 31 states
- **35 active Partners**
- **12 software tools use API**
- **System Infrastructure Established for:**
  - Getting Assessors up and running anywhere in the country
  - Automating data review, transfer
  - Harmonizing data assumptions with other tools

## Sample of 100,000+ Home Energy Scores Averages:

**4.7**

Score Today

**7.3**

Score with Improvements

## Annual Savings Potential

**22%**

Energy

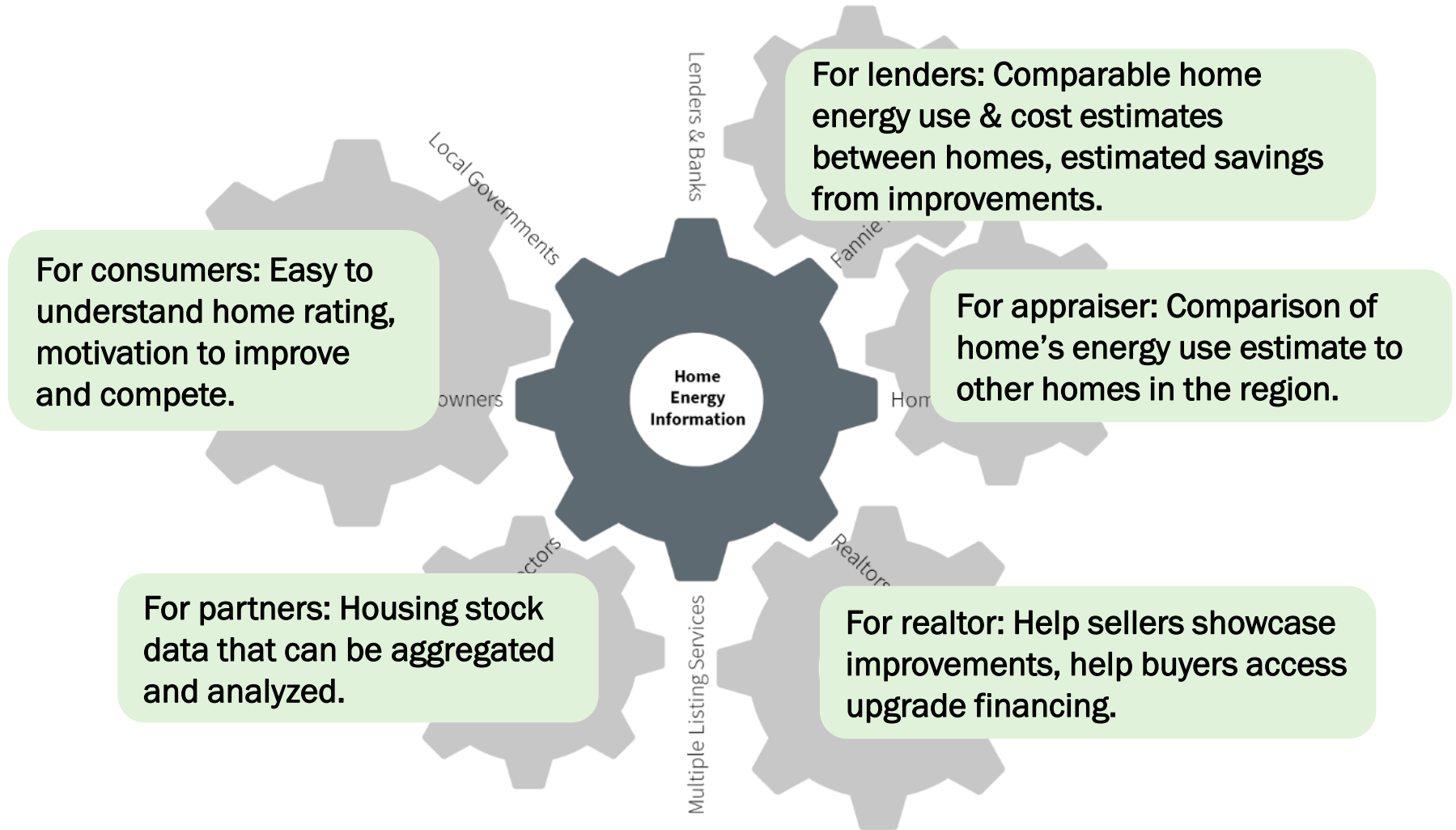
**\$600**

Energy Bills

**2.0**

TCO<sub>2</sub>eq

# Impact We're Working Toward

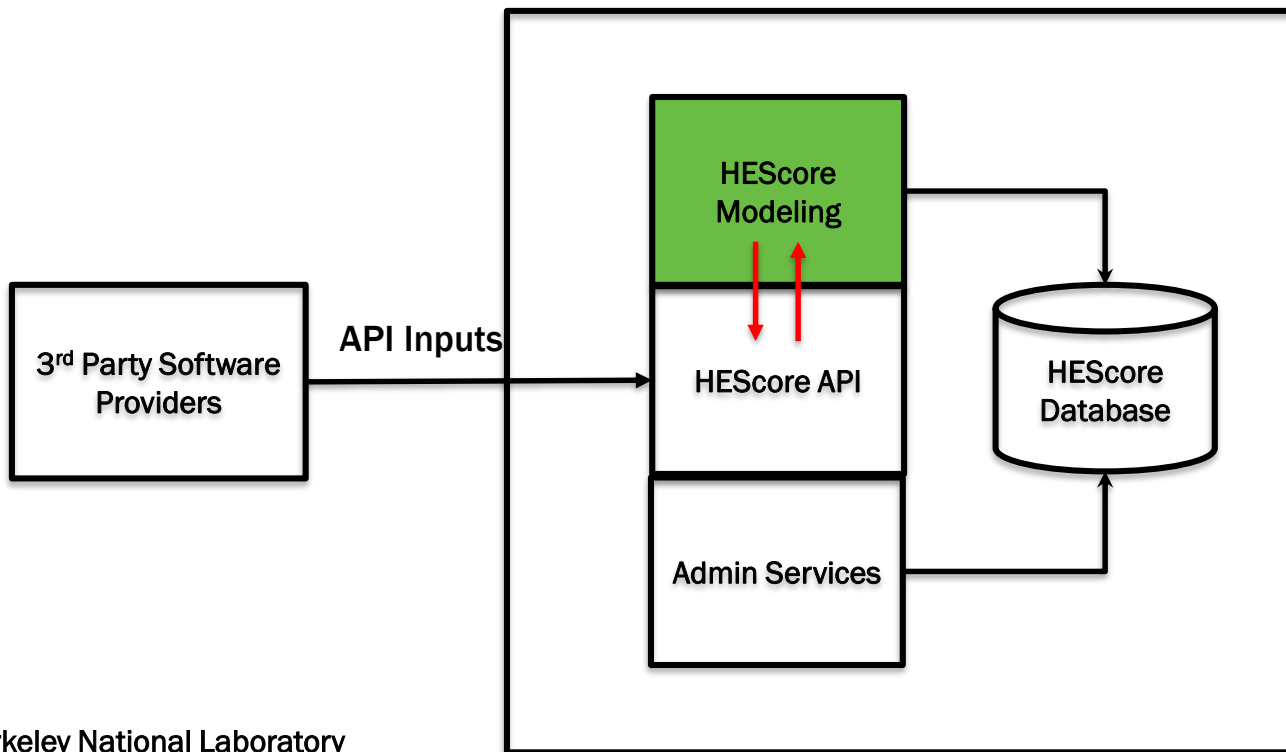


# Presentations from Implementers

---

- **Leo Rainer, Lawrence Berkeley National Laboratory**
  - Scoring Tool Enhancements
- **Dave Millard, Pacific Northwest National Laboratory**
  - Home Energy Score Gateway
- **Glenn Dickey, Allegheny Science & Technology**
  - Technical Assistance & Stakeholder Engagement

# LBL SUB SECTION

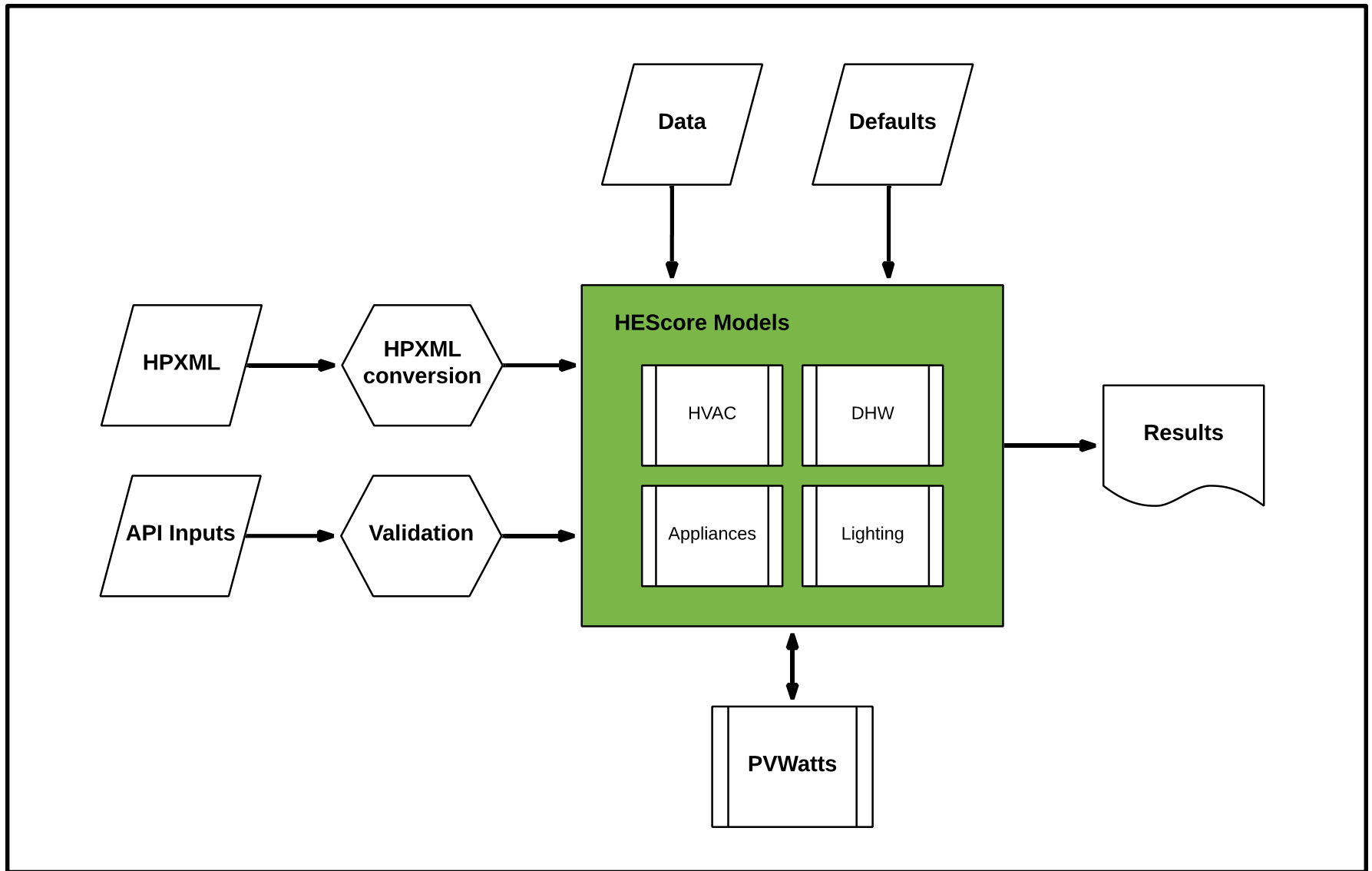


Lawrence Berkeley National Laboratory

Leo Rainer

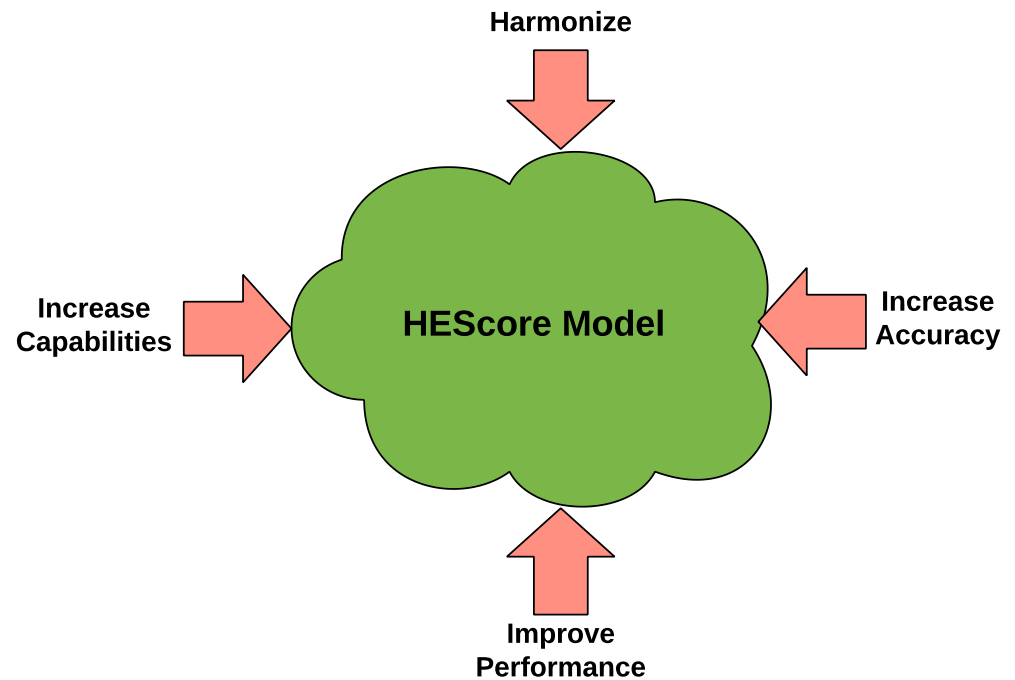
[lirainer@lbl.gov](mailto:lirainer@lbl.gov)

# Energy Score Modeling



# Energy Score Modeling Goals

- **Add capabilities**
  - New equipment
- **Harmonization**
  - RESNET / ERI 301 / Building America
- **Accuracy**
- **Performance**
  - Run times
  - System load
- **Ease of use**
  - Number of inputs
  - Assessor ability





# Input Validation Improvements

- **Duct locations**
  - Not allowed to be located in zones that are not modeled
- **Heat pumps**
  - Now allowed to only provide heating or cooling
- **Air sealing**
  - Can now specify duct condition and duct leakage together
- **Moving to a common validation class model**
  - PNNL GUI & API, LBNL API

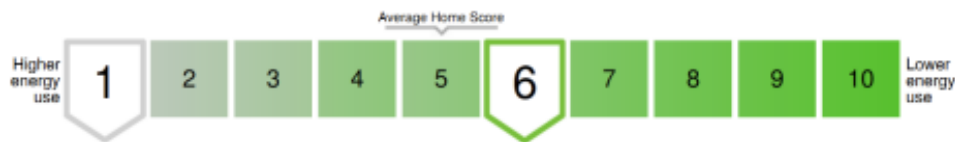
# Changes to Defaults and Input Additions

- Use different thermostat setting for zonal heating and cooling
- Add tankless (demand) water heater
- Add Uniform Energy Factor (UEF)
- Add solar screens
- Revise interior shading assumptions



# Data Updates

- **Scoring bins**



- **Fuel costs**

- EIA State Energy Data System (SEDS) 2016



- **Upgrade costs**

- NREL National Residential Efficiency Measures Database v3.1.0



- **Carbon factors**

- eGRID 2016



- **PVWatts**

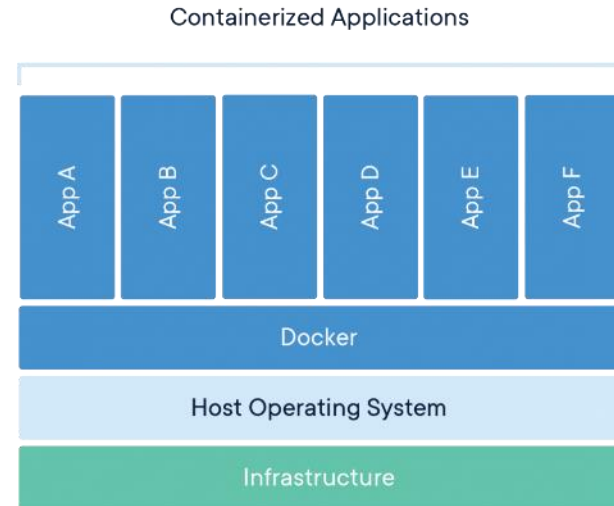
- Version 6



# System Updates

- **Move to Docker**

- Local development
- Efficient scaling
- Continuous integration
- Hosting flexibility



- **New code framework (Laravel)**

- Fully supported by PHP community
- Many other apps available
- Easier to train new developers




# Current and Future Work

---

- Support PNNL
- Improve weather file selection
- Add low-e storm windows
- Open Studio / Energy Plus transition
  - Working closely with NREL
  - Generate HPXML output file
  - Align defaults and modeling assumptions

# PNNL SUB SECTION

## Home Energy Scoring Tool



**Home Energy Score**

**Better Buildings**

Score: **9**

Recommended upgrade cost: **\$980**

Learn more at [homeenergyscore.gov](http://homeenergyscore.gov)

The Home Energy Score is a report of energy system condition that helps the U.S. Department of Energy. The Score reflects the energy efficiency of a home's heating, ventilation, and air conditioning (HVAC) and water systems. The score helps provide electric utility customers with information and guidance. Recommendations are based on the energy efficiency of the home to achieve a higher score and save money.

**Webinars and Videos: What is Home Energy Score?**

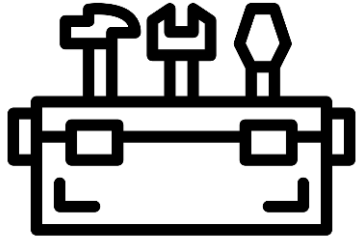
Learn more about the Home Energy Score and the latest program updates by visiting the Webinars page where you can download slides and recordings of past webinars.

Pacific Northwest National Laboratory


Dave Millard

[Dave.Millard@pnnl.gov](mailto:Dave.Millard@pnnl.gov)

# Challenge: Align Services & Operational Needs



- ✓ Scoring Tool Gateway
- ✓ Simulation Training
- ✓ Administration Portal
- ✓ API

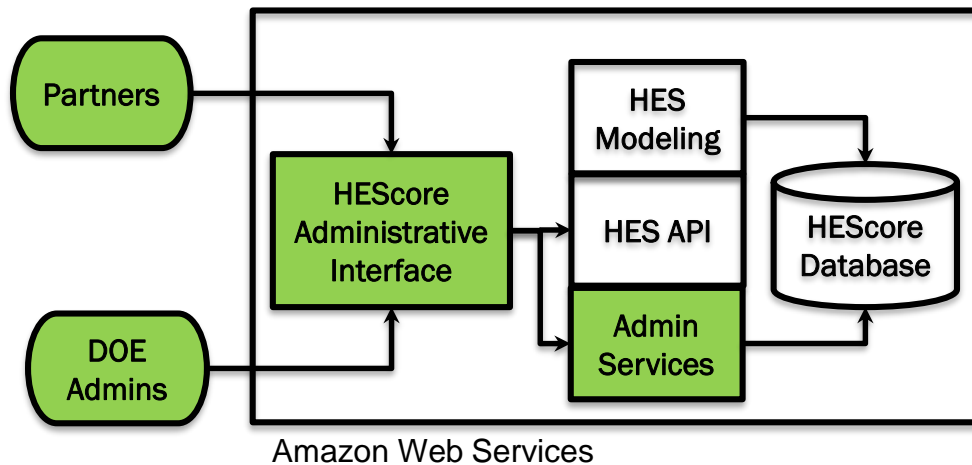


- ✓ Assessors
- ✓ Mentor / Mentees
- ✓ QA performers
- ✓ Training Providers
- ✓ QA providers
- ✓ Software Providers
- ✓ DOE Administrators
- ✓ Partners\*

# Home Energy Score: Administration Portal

Provides web-based services and processes for DOE to:

- Administer partners, assessors, training, mentoring, quality assurance, and software providers
- Report statistics and activities in support of DOE's Home Energy Score Better Buildings effort



## Home Energy Score Portal

### Millard

[Logout](#)

### Assessors

[Score Homes](#)

[Edit Account](#)

[Edit Public Profile](#)

### Moderate

[Partners](#)

[Assessors](#)

[QA Providers](#)

[Software Providers](#)

[API Keys](#)

[Unlock Users](#)

[All Users](#)

[Views](#)

### Partner

[Test-May-10](#)

[Edit Partner Settings](#)

## QA Providers

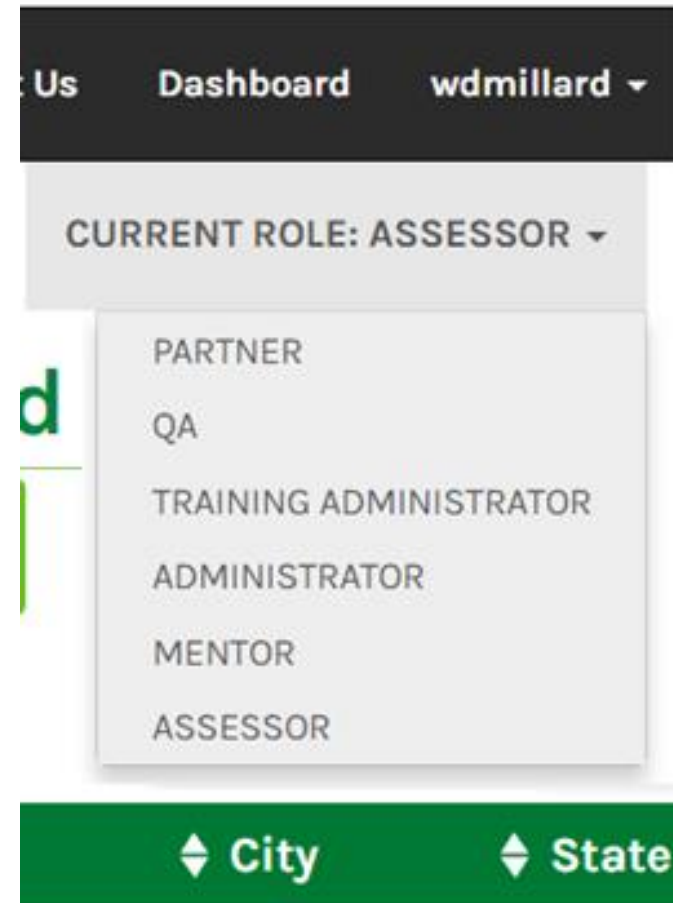
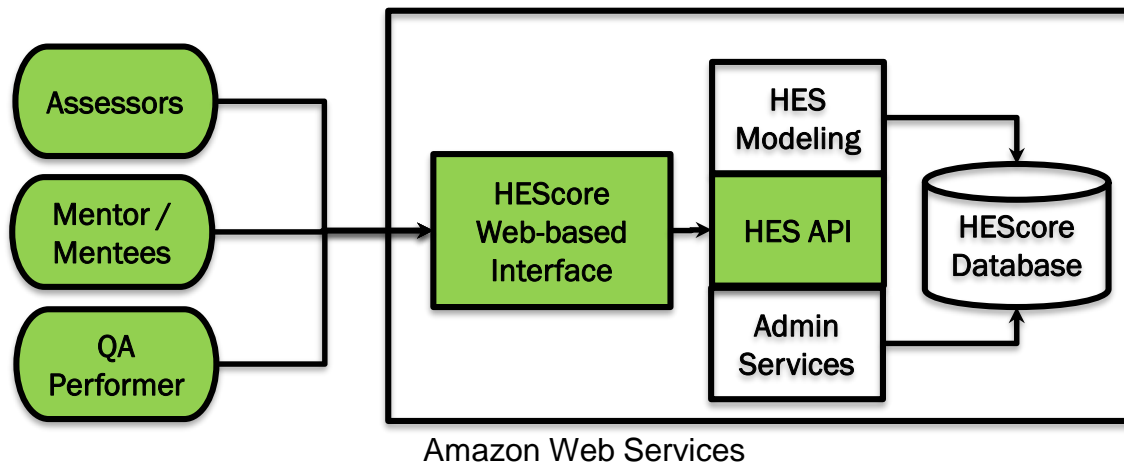
- [Add qa provider](#)

Label
<a href="#">Earth Advantage_QA</a>
<a href="#">ASHI_QA</a>
<a href="#">Test-Opt</a>
<a href="#">NJNG</a>
<a href="#">CWL</a>
<a href="#">PSEG</a>
<a href="#">CCI</a>
<a href="#">BPI</a>
<a href="#">CEEF</a>
<a href="#">CSE</a>
<a href="#">CLRS-NP</a>
<a href="#">EWEB</a>
<a href="#">FOE</a>
<a href="#">GCEA</a>



# Home Energy Score: Gateway

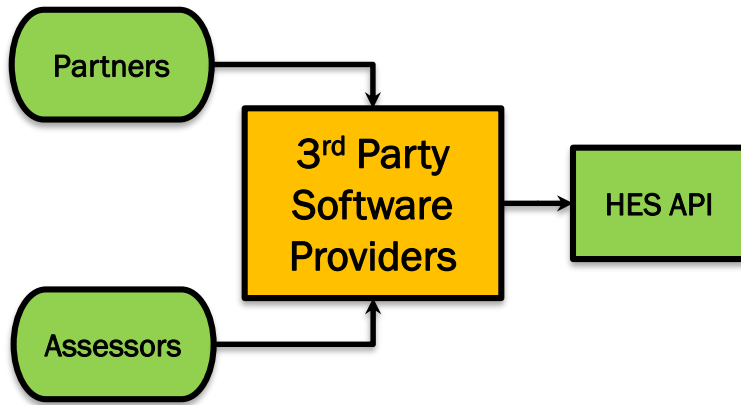
- Role-specific dashboards for Training, Mentors and Quality Assurance
- Role-based process flow to create, copy, and examine assessments



# Home Energy Score: API

Provides a single, DOE-certified method for

- scoring homes
- Transitioning partner-specific assessments
- that can be applied by third-party, value-added providers



Home Energy Score: Engineering Documentation

Home Energy Scoring

API Definitions

- API Error Messages
- API Known Issues
- API Methods

Home Energy Scoring > API Definitions > API Methods

**HEScore Scoring Tool API Methods**

The table includes a list of all the API methods available for here.

API Method	Description
submit_address	Creates
submit_inputs	Submits submit_
submit_hpxml_inputs	Creates
validate_inputs	Validate input th
calculate_base_building	Calculat
calculate_base_building_poll	Checks
calculate_package_building	Calculat
calculate_package_building_poll	Checks
commit_results	Finalizes submit_



HOME ENERGY LABELING INFORMATION EXCHANGE (HELIX)



# Progress: Increased ability, security, and validation

Do you know the actual cooling system efficiency?<sup>?</sup>

- Yes  No

Efficiency Value<sup>?</sup>

13

How many ducts does the system have?

- 1  2  3

Duct 1<sup>?</sup>

Duct Location 1

-Select-

This is a mandatory duct field

Percentage of ducts in this location

30

Fraction values must add to 100%

Are the ducts insulated?

- Yes  No/Don't Know

Are the ducts sealed?

- Yes  No/Don't Know

Duct 2<sup>?</sup>

Duct Location 2

Unconditioned Basement

Percentage of ducts in this location

0

Fraction values must add to 100%

Are the ducts insulated?

- Yes  No/Don't Know

Are the ducts sealed?

- Yes  No/Don't Know

Duct 3<sup>?</sup>

Duct Location 3

Conditioned space

Percentage of ducts in this location

0

Fraction values must add to 100%

Are the ducts insulated?

- Yes  No/Don't Know

Are the ducts sealed?

- Yes  No/Don't Know

# Progress: Role-based dashboards & Comparison Labels

ENERGY.GOV

Office of  
ENERGY EFFICIENCY &  
RENEWABLE ENERGY

## Home Energy Scoring Tool

About Us

Dashboard

wdmillard ▾

ASSESSOR TOOLS ▾

CURRENT ROLE: ASSESSOR ▾

PARTNER

EERE » Home Energy Scoring Tool » Dashboard

## Assessor Dashboard + New Ass

Show Filter ▾ 1

## QA Dashboard

Show Filter ▾ 1

	Building ▾	User	Ext. ID	Type	Date
▾	143561	wdmillard		QA	01/15/20
	143458	pnnl-test		Final	12/08/2
▶	143548	wdmillard		QA	12/18/20
▾	143517	wdmillard		QA	12/10/20
	143515	pnnl-test		Final	12/08/2

## Comparison



## DEC Home Energy Score

1 API House  
Minden NE 68959 **PROJECTED SCORE 1**

### Score Change

Score for #143548 on Oct 23, 2014 1  
Score for #143503 on Dec 18, 2018 1

### Comparison of Building Assessments

	ASSESSMENT #143503	ASSESSMENT #143548	
<b>HOME DETAILS</b>			
Assessment Date	2014-10-23	2018-12-18	
Floor To Ceiling Height	11	9	
Conditioned Floor Area	1620	1700	
Wall Construction Same	No	Yes	
<b>ROOF 1</b>			
Roof Area	810	820	
Roof Color	Dark	Medium	
<b>WALLS</b>			
Wall Assembly Code Back	Wood Frame/Brick Veneer/R-0		N/A
Wall Assembly Code Right	Wood Frame/Brick Veneer/R-0		N/A
Wall Assembly Code Left	Wood Frame/Brick Veneer/R-0		N/A
<b>WINDOWS</b>			
Window Area Back	135	140	
Window Area Right	45	50	
Window Area Left	60	66	
<b>HVAC SYSTEM 2</b>			
Hvac Fraction	N/A	0	
<b>HVAC 1 DISTRIBUTION 3</b>			
Duct Insulated 3	0	1	

# Progress: Streamlining the assessor training admin

## Home Energy Score Portal

[Assessors](#) » [Assessor Review](#)

### Assessor Review

Assessors Candidate **Trainee** Mentee Lapsed

#### Passed Training

##### Operations

Trainee assessor passes evaluation

<input type="checkbox"/>	Name ▾	Assessor ID	Partner	Initial Training Access Date	Retraining access date
<input checked="" type="checkbox"/>	Verify Dokes	<a href="#">WA-OKD-0009</a>	Test-May-10	2019-03-15	

#### Failed Training

##### Operations

Trainee assessor fails evaluation

No Results

#### In Progress

<input type="checkbox"/>	test-candidate-assessor-c6828af7-3f8d-4fcf-94e8-	<a href="#">test-candidate-assessor-c6828af7-3f8d-4fcf-94e8-</a>	partner-test-dc38d8ef-4df5-4e0a-96e9-	2018-01-	10
--------------------------	--------------------------------------------------	------------------------------------------------------------------	---------------------------------------	----------	----

### Millard

[Logout](#)

### Assessors

[Score Homes](#)

[Edit Account](#)

[Edit Public Profile](#)

### Moderate

[Partners](#)

[Assessors](#)

[QA Providers](#)

[Software Providers](#)

[API Keys](#)

[Unblock Users](#)

[All Users](#)

[Views](#)

### Partner

[Test-May-10](#)

[Edit Partner Settings](#)

### Resources

[Getting Started Packet](#)

# Progress: Mentee / Mentor dashboards

Mentor Dashboard
+ New Assessment

Building	User	Ext. ID	Type	Date	Address	City	State	Zip
143556	WA-OKD-0011	Alex	Mentor	12/19/2018	2517 Alexander			
▶ 143410	wdmillard	Alex	Final	11/30/2018	2517 Alexander			

ENERGY.GOV

Office of  
ENERGY EFFICIENCY &  
RENEWABLE ENERGY

Home Ener

DISPLAY ANOTHER VIEW ▾

INTERPRETING

- COMPARISON - WDMILLARD#143416, BELL 16
- COMPARISON - WA-OKD-011#143415, BELL 16
- COMPARISON - WA-OKD-014#143414, BELL 16
- COMPARISON - WA-OKD-021,#143343, BELL 16

ENERGY.GOV

Office of  
ENERGY EFFICIENCY &  
RENEWABLE ENERGY

Home Energy Scoring Tool

EERE » Home Energy Scoring Tool » Dashboard

Mentee Assessor Dashboard
+ New Assessment

MENTEE ASSESSOR TOOLS ▾

Building	Ext. ID	Type	Date	Address	City	State	Zip
143557	Alex	Mentor	12/19/2018	2517 Alexander Ct	Richland	WA	99354
143556	Alex	Mentor	12/19/2018	2517 Alexander Ct	Richland	WA	99354
143551	Bell	Mentor	12/18/2018	2124 Woburn St	Bellingham	WA	98229
143362	Maryland	Mentor	11/21/2018	1116 E Maryland St	Bellingham	WA	98226
143361	Maryland	Mentor	11/21/2018	1116 E Maryland St	Bellingham	WA	98226

# Remaining Project Work

- Harmonization of HERS / HEScore modeling environment (OS/E+)
- End-to-end integration of new residential modeling tools
  - Transition HEScore GUI to apply refactored API
  - Integration with SEED
- Adding process flow features to the HEScore API
- Provide HPwES related roles, dashboard, and process flow
- Expand features to support QA administration and reporting
- Replace end-of-life administration database management system
- Decrease modeling response time



# Contracted Support for Home Energy Score: Technical Assistance, Stakeholder Engagement, and Industry Partnerships

Allegheny Science & Technology | Glenn Dickey | Gdickey@alleghenyst.com



U.S. DEPARTMENT OF ENERGY  
**Home Energy Score**

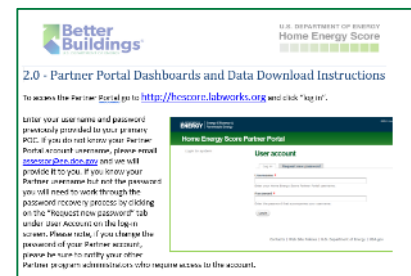


Know your home. **Know your Score.**



# Approach

- Use tools from PNNL, LBNL & Interplay to implement the Home Energy Score program
- Create user documentation, perform software testing, define software enhancements
- Work with 3<sup>rd</sup> party software providers to connect to the Home Energy Score calculator through API/web services
  - Communicate with the API users about changes/upgrades
- Technical assistance for Home Energy Score stakeholders
  - Ongoing account management and technical assistance
  - Software tools facilitate user self-service



# Approach

- **Data quality assurance to assure Score consistency and relevance**
  - Provide Partners and Assessors feedback about troublesome Scores
- **Help Partners address data entry issues, explain confusing Score reports**
- **Program metrics and ad hoc data analysis**
  - Conduct testing to extend Home Energy Score use
  - Provide program metrics
- **Provide direct account management and technical assistance to partners and their assessors**

asset_id	score	carbon_footprint	assessment_type	Single_Family_Townhouse	TH_walls_exposed	year_built	no_bedrooms	stories_above_ground	ceiling_height	conditioned_floor_area	house_orientation	blower_door_test	air_sealing_percentage
46	10	8441 lb	initial	rectangle		1975	3	1	8	2166 north_east	5	5	
107	4	20481 lb	initial	rectangle	back_front	1975	3	2	8	2166 north_east	5	5	
96	5	18150 lb	initial	rectangle	back_front	2004	5	2	8	2793 north	1	5	
74	7	13773 lb	qa	rectangle		2004	5	2	8	2793 north	1	5	
52	10	9299 lb	initial	rectangle	back_front	1990	3	2	8	1636 west	1	5	
09	8	11190 lb	qa	rectangle		1990	3	2	8	1646 south_east	1	5	
115	3	17314 lb	initial	rectangle	back_front	1942	3	2	8	1080 north	5	5	
121	3	18231 lb	qa	rectangle		1942	3	2	8	1080 north	5	5	

# Stakeholder Engagement

- *This project is considered late stage*
- Support integration of Home Energy Score into relevant mortgage products, home appraisal, and loan officer processes
- Participate in regional and national residential conferences to engage potential Home Energy Score Partners
- Provide technical assistance to state and local governments considering, designing, or implementing Home Energy Score programs or policies



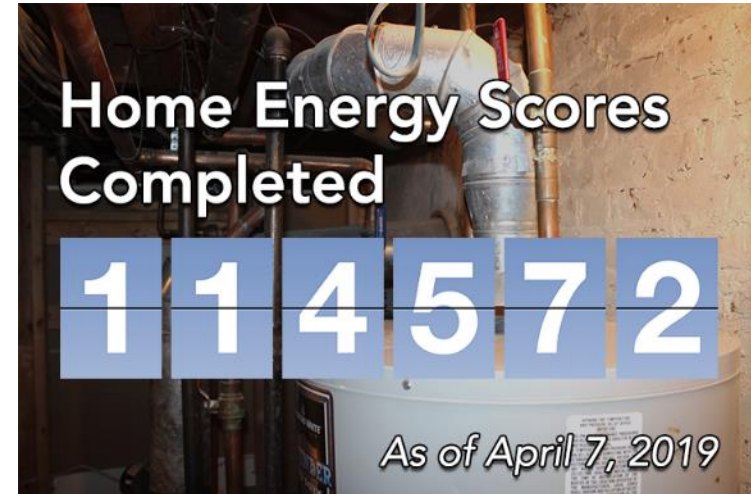
# Stakeholder Engagement

- ✓ Implemented Remote Mentoring and QA to expand the assessor base and make rural areas accessible
  - Three Remote Service providers on-board
- ✓ Outreach to state/local organizations e.g., NASEO, Urban Sustainability Directors Network, National League of Cities
- ✓ Outreach to and training for home inspectors
  - ASHI Newsletter support
  - Direct contact with large multi-inspector firms
  - Technical assistance for home inspector trainings




# Progress

- ✓ 550+ Home Energy Score assessors
- ✓ ~115,000 Home Energy Scores
- ✓ This year:
  - Five new Home Energy Score Partners, a sixth in the works
  - Two new API users, a third in the works
- ✓ 2 staff process more than 3,100 assessor/partner support requests a year through the DOE portal
  - Score explanations
  - Software queries
  - Assessor handling outside normal process flow



# Progress

- ✓ Local and state governments are beginning to use the Home Energy Score to facilitate ordinances/programs



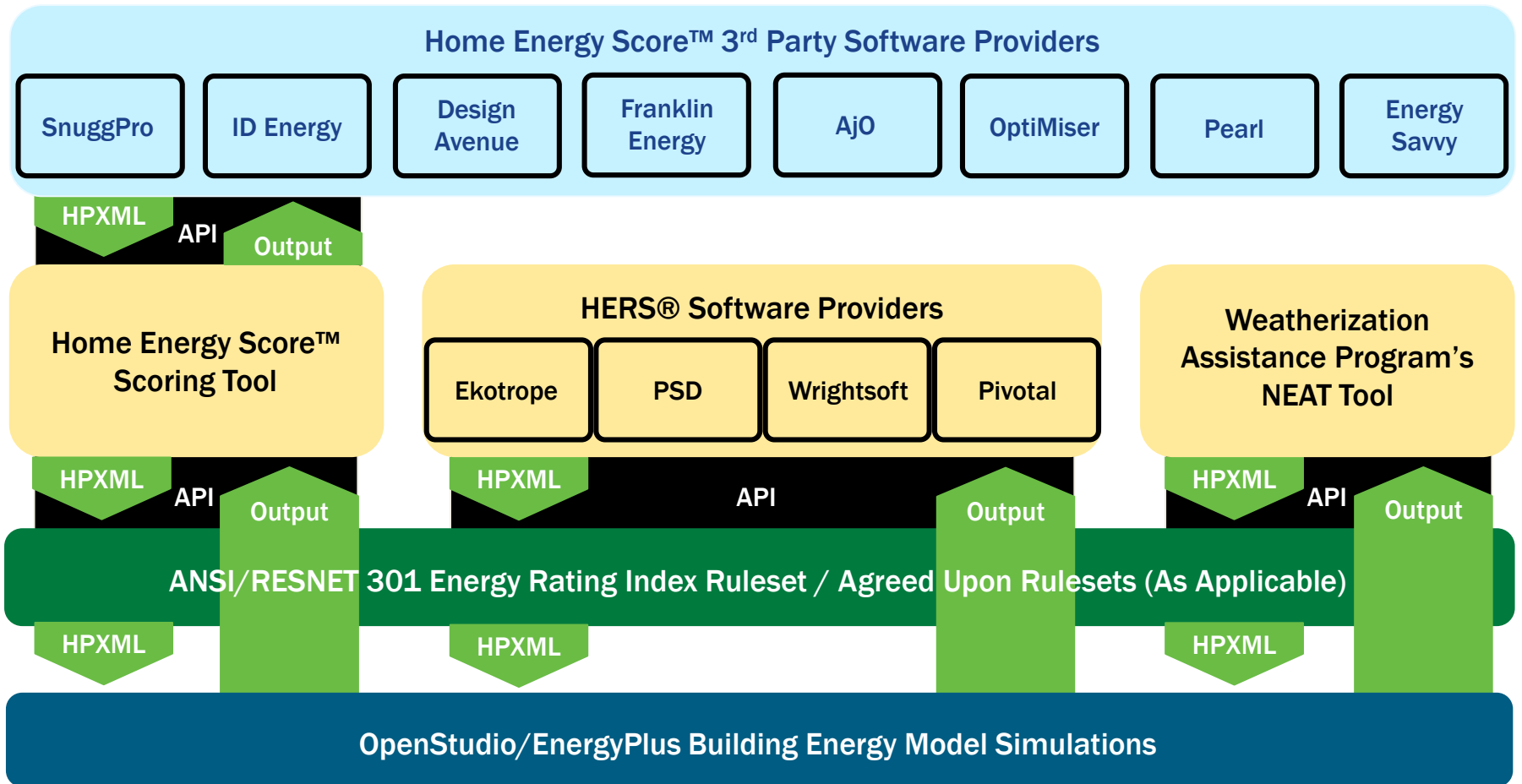
- ✓ Working with the US Navy to incorporate Home Energy Score as a possible solution to the Navy's Residential Energy Conservation Program (RECP) billing challenges
- ✓ Working on financing integration pilots seamlessly including Home Energy Score with banks, mortgage underwriters

# Cross-Program Interactivity

- **Incorporate Home Performance with ENERGY STAR data fields into Home Energy Score to streamline programs**
  - ✓ More comprehensive data collection
  - ✓ Less Sponsor reporting
  - ✓ Potentially lower cost installation QA
- **Add new technologies into Home Energy Scoring Tool based on latest DOE research, i.e., low-e storm windows**
- **Provide project support to SEP Competitive projects related to home energy labeling, e.g., EMPRESS and HELIX**
- **Incorporate Universal Building IDs into Home Energy Score, which were developed through Asset Score & CBI research**



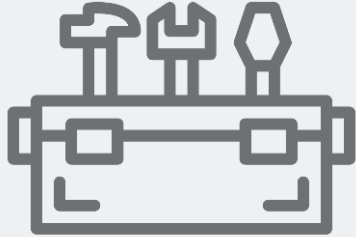
# EnergyPlus Migration / Harmonization





# Scoring Tool & Scoring Program

Move toward “Maintenance Mode”



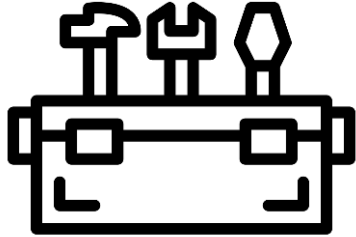
- ✓ Scoring Tool Model
- ✓ Scoring Tool Gateway
- ✓ Simulation Training
- ✓ Admin Portal
- ✓ HPXML Translator
- ✓ API

Reduce need & minimize government support




- ✓ Technical Assistance
- ✓ Communications
- ✓ Onboarding
- ✓ QA Verification
- ✓ Link with Financing
- ✓ Account Management

# Questions Moving Forward



How do we make the tools more accurate, more streamlined, and less burdensome?



How do we increase efficiency and automation of program management processes?

---

What things need to stay under DOE purview? What things could be managed effectively in the market?

Who do we need to engage in these efforts to ensure programmatic sustainability?

# Question & Answer Period

---

# Thank You

U.S. Department of Energy  
Madeline Salzman – Residential Energy Fellow  
202-586-2540 | [madeline.salzman@ee.doe.gov](mailto:madeline.salzman@ee.doe.gov)

Lawrence Berkeley National Laboratory  
Leo Rainer – Project Manager  
510-495-2761 | [lirainer@lbl.gov](mailto:lirainer@lbl.gov)

Pacific Northwest National Laboratory  
Dave Millard – Project Manager  
509-375-2947 | [dave.millard@pnnl.gov](mailto:dave.millard@pnnl.gov)

Allegheny Science & Technology  
Glenn Dickey – Project Manager  
240-550-4514 | [gdickey@alleghenyst.com](mailto:gdickey@alleghenyst.com)

---

# REFERENCE SLIDES

# Project Budget - LBNL

**Cost to Date: \$4.3M**

**Additional Funding: Not applicable.**

## Budget History

2010 – FY 2018 (past)		FY 2019 (current)		FY 2020 – 2021 (planned)	
DOE	Cost-share	DOE	Cost-share	DOE	Cost-share
\$4.1M	N/A	\$150K	N/A	\$300K	N/A

# Project Budget - PNNL

**Project Budget:** \$2.8M received since FY15

**Cost to Date:** \$2.55M through 3/2019

**Additional Funding:** Not applicable.

## Budget History

FY 2015– FY 2018 (past)		FY 2019 (current)		FY 2020 – TBD (planned)	
DOE	Cost-share	DOE	Cost-share	DOE	Cost-share
\$2.35M		\$.45M		TBD	\$0

# Project Budget - AST

Budget History					
FY 2018 (past)		FY 2019 (current)		FY 2020 (planned)	
DOE	Cost-share	DOE	Cost-share	DOE	Cost-share
\$416,727	N/A	\$427,210	N/A	TBD	N/A



# Project Plan and Schedule - AST

## Project Plan

- Start date 2010; ongoing
- Continue to on-ramp Partners and Assessors
- Support state and local governments while assessing Home Energy Score effectiveness
- Engage additional stakeholders

Project Schedule												
Project Start: 2010	Completed Work											
Projected End: Ongoing	Active Task (in progress work)											
	◆ Milestone/Deliverable (Originally Planned)											
	◆ Milestone/Deliverable (Actual)											
	FY2018				FY2019				FY2020			
Task	Q1 (Oct-Dec)	Q2 (Jan-Mar)	Q3 (Apr-Jun)	Q4 (Jul-Sep)	Q1 (Oct-Dec)	Q2 (Jan-Mar)	Q3 (Apr-Jun)	Q4 (Jul-Sep)	Q1 (Oct-Dec)	Q2 (Jan-Mar)	Q3 (Apr-Jun)	Q4 (Jul-Sep)
<b>Past Work</b>												
100,000 Home Energy Scores				◆								
500+ Home Energy Score Assessors				◆								
30+ Home Energy Score Partners				◆								
<b>Current/Future Work</b>												
175,000 Home Energy Scores								◆				
600+ Home Energy Score Assessors								◆				
35+ Home Energy Score Partners								◆				
175,000 Home Energy Scores												◆
700+ Home Energy Score Assessors												◆
40+ Home Energy Score Partners												◆