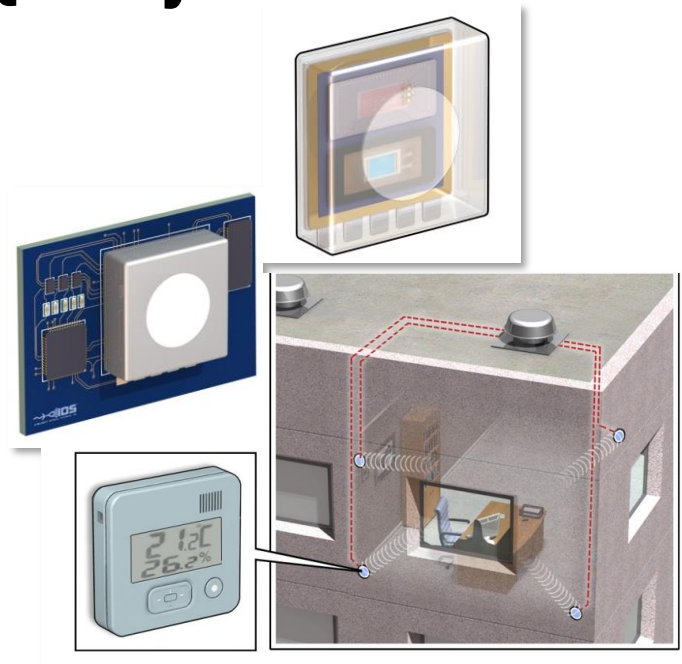


# Optical Humidity Sensors for Building Energy Performance and Air Quality Control



Intelligent Optical Systems, Inc.

Jesús Delgado Alonso, Senior Scientist

[jdelgado@intopsys.com](mailto:jdelgado@intopsys.com)

# Project Summary

## Timeline:

Start date: June 13, 2016

Planned end date: July 30, 2019

## Key Milestones

- Novel sensor materials demonstrated. (July 2018)
- Sensor signal processing module developed. (December 2018)
- Electronic device fabricated and validated. (February 2018)
- System validation in the field conducted. (June 2019)

## Budget:

### **Total Project \$ to Date:**

- DOE: \$716,662 Phase I and Phase II Year 1
- Cost Share: \$0

### **Total Project \$:**

- DOE: \$1,149,963
- Cost Share: \$0

## Key Partners:

Circuit Seed – Electronics development
Sensata – Sensor and control industry leader / commercialization partner
Symmetry Advisors – Business development
Optech – IP protection and business development

## Project Outcome:

Develop a cost-effective humidity sensor for closed loop air quality control with performance superior to that of current state-of-the-art that is compatible with open source platforms for control applications.

# Team – Direct Project Work

**Intelligent Optical Systems, Inc. (IOS)** – over 15 years of experience in chemical sensor development

Over the past seven years, IOS has developed advanced humidity sensors for a number of aerospace and defense applications.



Dr. Jesús Delgado Alonso  
*Senior Scientist* – sensor system

Dr. Paul DiCarmine  
*Scientist* – sensitive polymeric materials



**Circuit Seed, LLC** – revolutionary electronic technology for sensor systems integrated in a chip

Mr. Robert Schober  
*Chief Technology Officer* – electronics



# Team – Collaborations

**Sensata** – in-depth knowledge of the competition and market, and an established market presence; will participate in field validation

Mr. Karl Abrahamson  
Sr. Director, Office of the CTO



**Symmetry Advisors** – over 20 years of experience in deal origination, deal-making, and high technology and life science commercialization



Mr. Riccardo Cannaviello – President

# Challenge

- Advanced management of air humidity, a component of occupant comfort, is essential to meeting the BTO goals for occupant-centric sensors and controls and achieving 40% HVAC-based energy savings by 2030.
- Sensing air humidity is essential for assessing air quality and collecting key information for control systems. Humidity sensing must be part of any advanced indoor air quality system.
- ***Existing humidity sensors do not maintain accuracy over extended periods of time, limiting their use for IAQ.***
- Most if not all existing humidity sensors exhibit: hysteresis after being exposed to elevated humidity; poor accuracy near saturation; and drift over time due to the absorption of water by the hydrophilic sensor material.
- Humidity sensing technologies with long-term stability at costs competitive with those of current sensor products are needed. Devices capable of monitoring multiple air quality parameters – RH, T, CO, CO<sub>2</sub> – at low cost are preferred.

# Approach


- **Sensor Element:** The use of a passive material doped with a luminescent dye for enhanced stability - we use hydrophobic materials, which do not retain water, doped with humidity-sensitive indicator dyes.



- The manufacturing process takes advantage of established biosensor fabrication systems to produce low cost sensors.

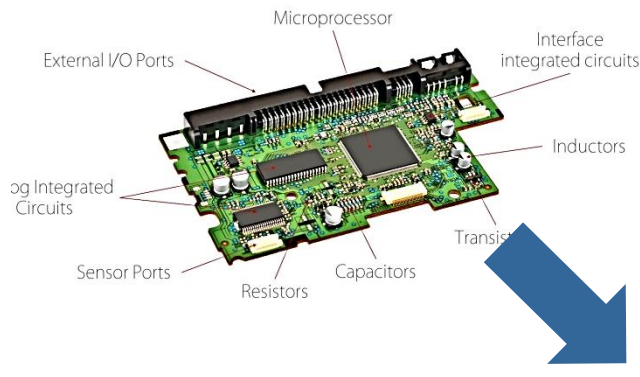


**Luminescent Sensor =  
Sensor Element +  
Electronic Device**




# Approach

- **Electronic Device:** The implementation of Circuit Seed, a family of circuits that process analog signals on 100% digital components, enables low cost production:
  - High performance luminescence detectors have been developed but are not competitive in size, power, and cost – **we will develop low-cost, low-power, miniature luminescence detectors.**

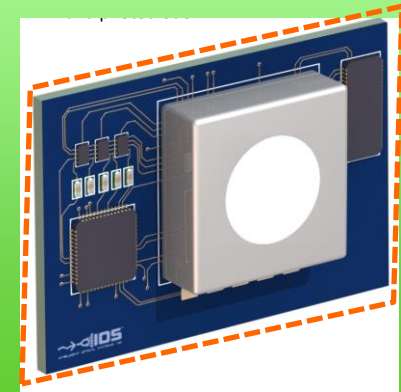


**Sensory Seed™**  
by Circuit Seed



do all sensing / signal processing in  
one single universal programmable

**Luminescent Sensor =  
Sensor Element +  
Electronic Device**



- Electronic device compatible with additional air quality fluorescent sensors (CO, CO<sub>2</sub>) with marginal cost increase, producing multiparameter devices at low cost.

# Approach

## Sensor Element

- Task 1. Generate a System Requirements Document
- Task 2. Develop advanced RH sensors
- Task 3. Evaluate potential long-term stability, and compare with that of COTS sensors – [life studies and accelerated degradation studies \(ADT\) under stress conditions](#)

## Electronic Device

- Task 4. Develop sensor signal processing module on a CMOS chip
- Task 5. Develop electronic unit

## Integration and Validation – Field Demonstration

- Task 6. Analytically characterize first series of demonstrators
- Task 7. Perform system validation in the field – [select at least two applications representative of markets of interest to BTO and Sensata – include humidity monitors from the Sensata portfolio of products – operation for three months + stress conditions + operation for one month](#)
- Task 8. Design review – [identify areas of improvement to implement in second generation](#)

## Beyond Relative Humidity Monitoring

- Task 9. Demonstrate compatibility of electronic unit with other gas sensors

## Towards Commercialization

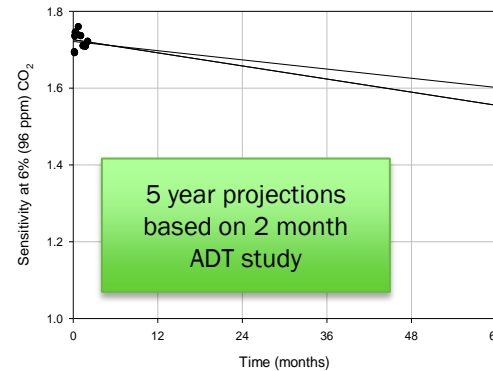
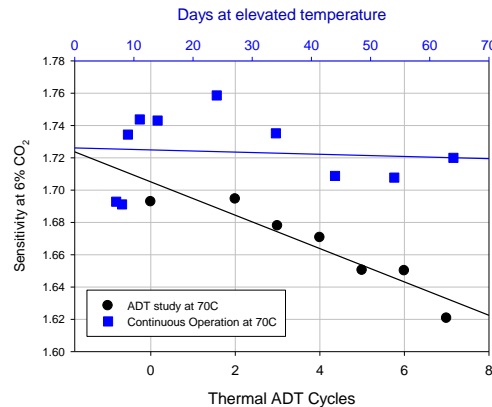
- Task 10. Explore commercialization relationships for Phase II and beyond.



# Impact of IOS sensor and Phase II SBIR Project

The main advantages of IOS's technology towards the BTO goals are

- Superior stability and tolerance to stress ( $\pm 1\%$  deviation for a period of 10 years) *will be demonstrated by conducting life studies and accelerated degradation tests (ADT)*

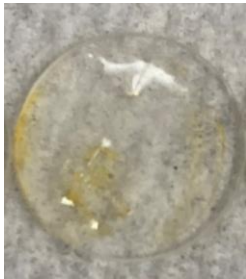


- Multi-parameter sensing in a single sensor platform (humidity, temperature, carbon dioxide, and oxygen) *will be demonstrated by integrating sensor elements developed for space applications.*
- Low cost sensor element *will be demonstrated by generating protocols compatible with high output, well-established, sensor fabrication machinery and protocols for biosensor fabrication* – sensor element target cost \$10.
- Minimal power requirement. Analog components integrated in a single CMOS chip, enabling mass production and minimal power requirements *will be demonstrated by developing and characterizing a sensor processing signal module in a CMOS chip.*

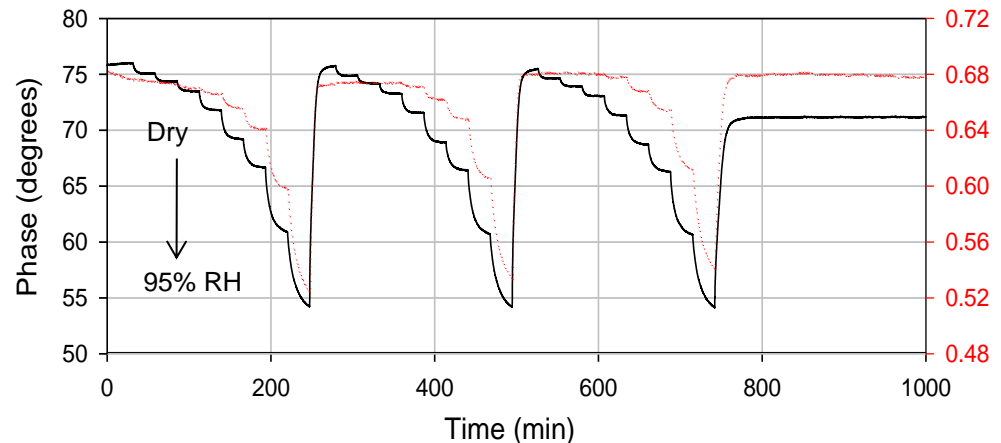
# Progress – 8/24 months

- **TASK 1. Generate a System Requirements Document - completed**
- **TASK 2. Develop Advanced RH Sensors - completed**
  - Commercial membranes and custom polymers exhibited the best results in initial screening. Custom polymers offer numerous opportunities for optimization and improvement – we **reformulated sensors based on custom polymers, and developed novel composite sensor materials.**
  - Preliminary screening of new sensor formulations – sensitivity, reversibility, short-term stability – we selected best candidates from over 100 formulations already studied.

Film sensor element fabricated with custom polymers



Acrylate-base polymer <b>SN02 - Standard</b>	
Sensitivity	+
Reversibility	++
Short term stability	++
Response time	+




- **Phase II reformulated sensors based on custom polymers exhibit comparable reversibility, and improved stability and repeatability than those demonstrated in Phase I.**


# Progress – 8/24 months

- TASK 2. Develop Advanced RH Sensors - completed**

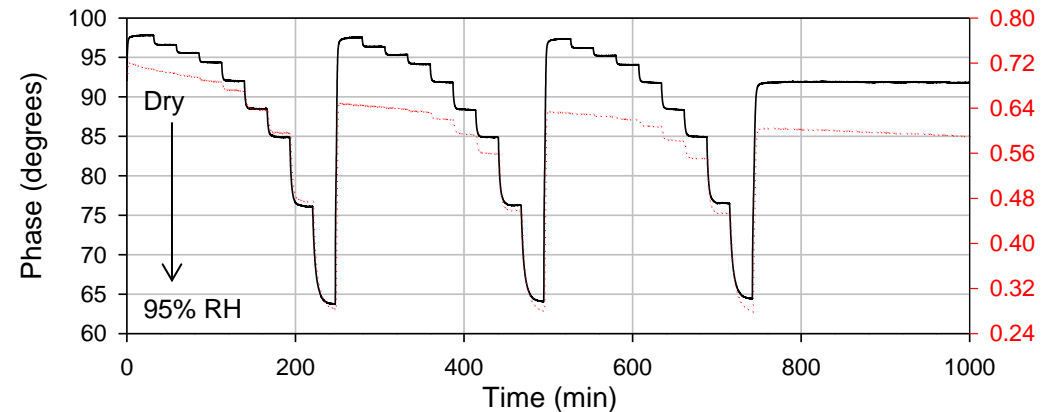
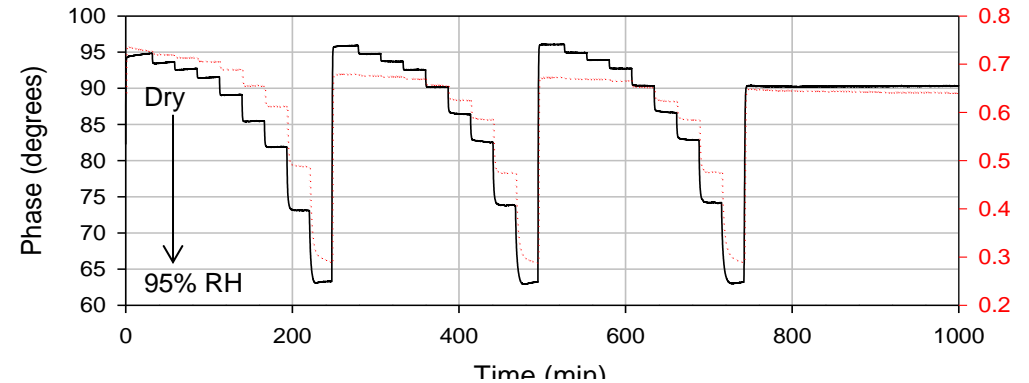
## Composite sensor element



Acrylate-base polymer <b>SN03 - Composite</b>	
Sensitivity	++
Reversibility	++
Short term stability	++
Response time	++



Acrylate-base polymer <b>SN05 - Composite</b>	
Sensitivity	++
Reversibility	++
Short term stability	++
Response time	++



- Phase II novel composite sensors exhibit comparable reversibility, improved stability and repeatability, and faster response time than those demonstrated in Phase I.

# Progress

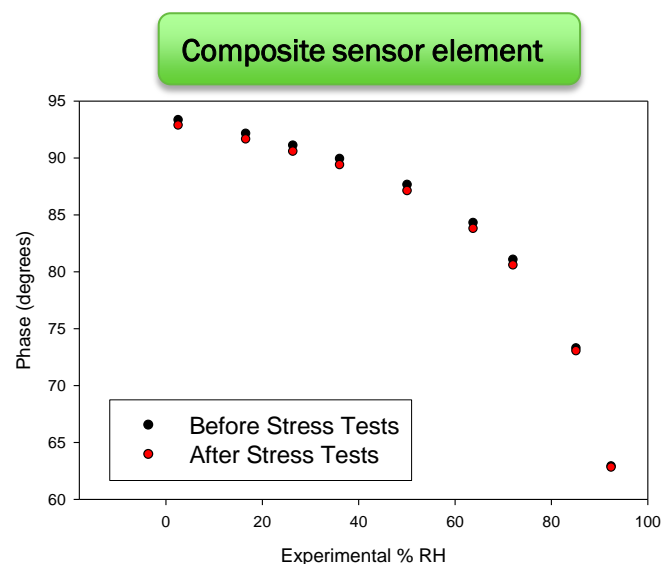
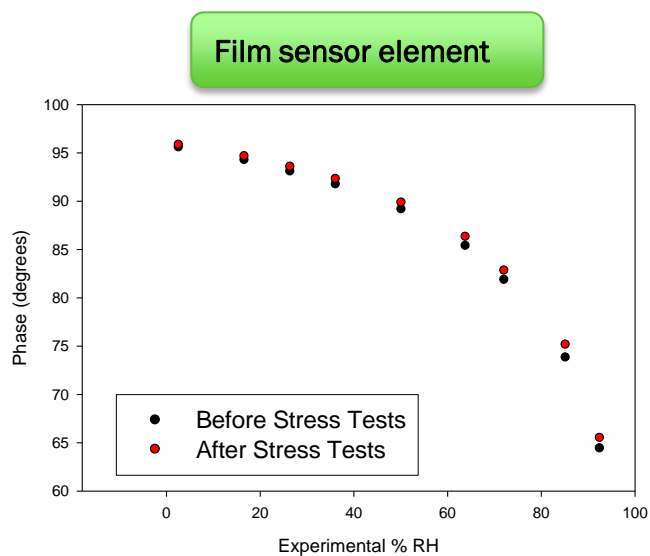
- TASK 3. Evaluate Potential Long-term Stability - in progress**

**Stress Test 0:** Sensor is stressed by cycling between conditions of dry (dry flow of synthetic air) and water condensation – **completed**

**Stress Test 1:** Sensor is stressed by exposure to aqueous salt solutions – **in progress**

**Stress Test 2:** Sensor is stressed by exposure to high concentrations of airborne contaminants – **in progress**

**Stress Test 3:** Sensor is stressed by quickly cycling between conditions of heat (100°C) and humidity (100% RH) and ambient conditions – **in progress**

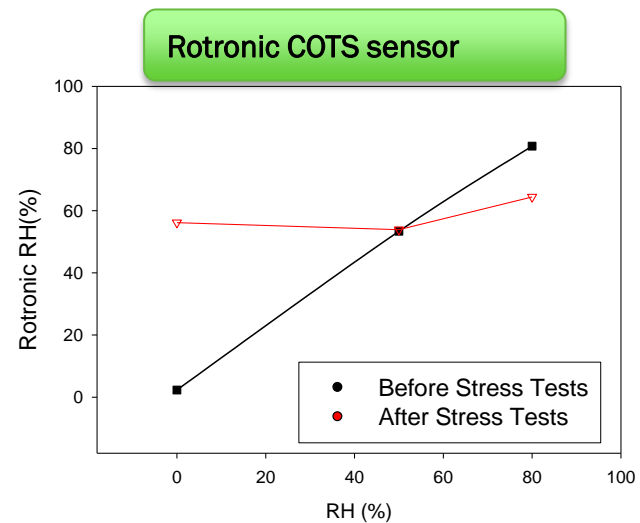
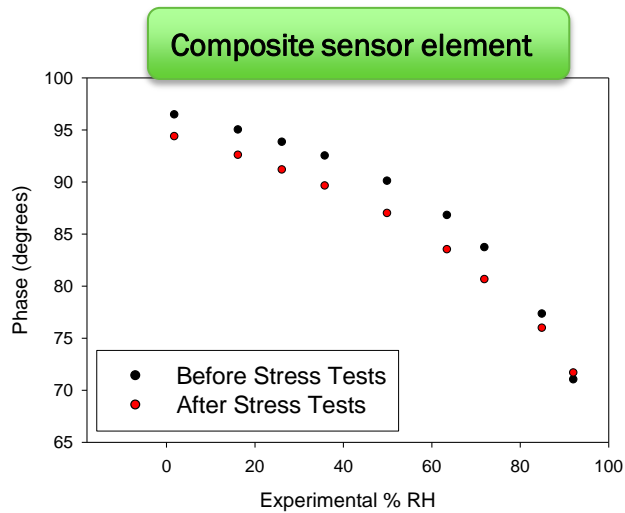



- Selected sensor formulations were not affected by condensation stress tests.

# Progress

- TASK 3. Evaluate Potential Long-term Stability - in progress**

Stress Test 1: Sensor is stressed by exposure to aqueous salt solutions – in progress



- Selected sensor formulations exhibit significantly enhanced resistance to the corrosive environment (salt water) stress test, superior to that of the COTS sensor.

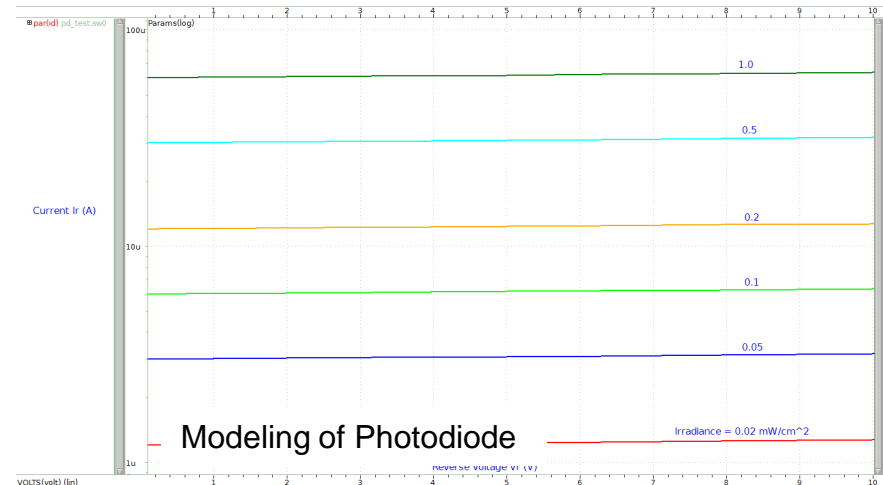
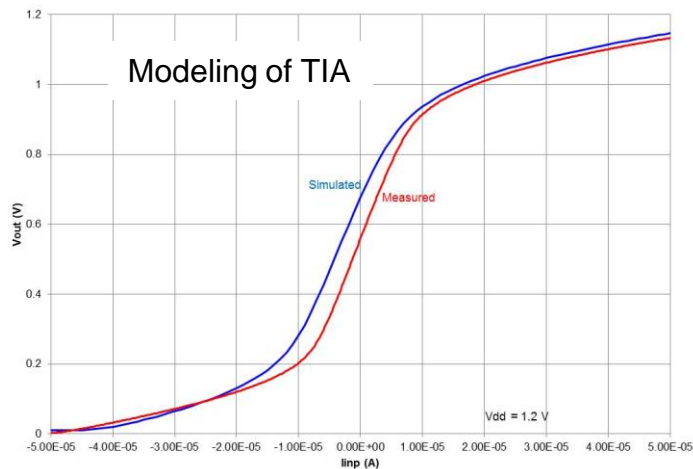
# Progress

- **TASK 4. Develop Sensor Signal Processing Module on a CMOS Chip - in progress**  
start **01/01/18** – end **09/30/18**

## Subtask 4.1. Design Circuit and Perform Simulation of Sensor Signal Processing Module

- 4.1.1 Choice of technology and setup of design environment
- 4.1.2 Development of schematics
- 4.1.3 Simulation of chip operation

- Choice of technology: Global Foundries 130 nm (BiCMOS 8HP) – **complete**
- Set up design environment – **complete**
- Modeling of photodiode – **complete**
- Verification of TIA: simulation versus measurement – **in progress**
- Verification of TIA with photodiode – **in progress**



# Stakeholder Engagement

- **Sensor market:** We have presented our technology, demonstrated sensor operation in our laboratories, and discussed a potential partnership for commercialization with Sensata, a global market share leader in the sensor and control industry.
- **Wireless communication & home automation:** We have presented the technology and discussed potential collaboration for commercialization with Melexis. Melexis is one of the five world leaders in automotive sensors and wireless communication, and is also active in smart appliances and home automation.
- **Indoor air solution:** We have initiated discussions with Camfil USA, Inc. The Camfil Group is a world leader in the development and production of clean air solutions.
- **DOE - Building Technologies Office:** We have maintained communication, presenting project plans, progress and discussed objectives and research approach.



We have reached an agreement with Symmetry Advisors to perform market analyses, digest market patterns and trends, conduct in-person outreach to stakeholders and industry leaders, and establish business relationships.

# Remaining Project Work

## Sensor Element

**Task 1.** *Generate a System Requirements Document*

**Task 2.** *Develop advanced RH sensors*

**Task 3.** *Evaluate potential long-term stability, and compare with that of COTS sensors*

**Stress Test 1:** Exposure to aqueous salt solutions

**Stress Test 2:** Exposure to high concentrations of airborne contaminants

**Stress Test 3:** Rapid cycling between conditions of heat (100°C) and humidity (100% RH), and ambient conditions

## Electronic Device

**Task 4.** *Develop sensor signal processing module on a CMOS chip*

- **Circuit Design and Simulation**

Choice of technology and setup of design environment – develop schematics – simulate chip operation

- **Design Review**

IC Layout – layout of chip using foundry design rules – Design Rules Check (DRC) – Layout vs. Schematic (LVS) – Design review – submission to foundry

- **Foundry Shuttle Run**

- **Prototype Packaging**

**Task 5.** *Develop electronic unit*

- **PC board design and layout SC Phase Unit**

- **Interface Raspberry Pi – socket for Proto package – PCB fabrication & assembly – software development – detailed electrical evaluation – detailed functional evaluation.**



Tuning formulation if necessary

Complete

Active

Future



# Remaining Project Work

## Integration and Validation

### *Task 6. Analytically characterize first series of demonstrators*

Two prototypes incorporating the advanced sensor materials developed in Tasks 2 and 3 will be assessed for precision, accuracy, measurement range, calibration function, and response time, under variable environmental conditions.

## Field Demonstration

### *Task 7. Perform system validation in the field*

Three months of operation in the field and data collection with two sensor systems. All instruments will then be subjected to stress conditions relevant to the selected application. Finally, the monitors will again be deployed in the field, and data will be recorded for at least one additional month. The performance of the demonstrators will be compared with that of the COTS devices.

### *Task 8. Design review*

Identify areas of improvement to implement in second generation.

## Beyond Relative Humidity Monitoring

### *Task 9a. Demonstrate sensitive materials for moisture monitoring in the low ppm range*

### *Task 9b. Demonstrate compatibility of electronic unit with other gas sensors*

## Towards Commercialization

### *Task 10. Explore commercialization relationships for Phase II and beyond.*

Future

Active

---

# Thank You

Intelligent Optical Systems, Inc.  
Jesús Delgado Alonso, Senior Scientist  
[jdelgado@intopsys.com](mailto:jdelgado@intopsys.com)

---

# REFERENCE SLIDES

# Project Budget

**Project Budget:** Total contract amount \$1,149,963. Current funded amount for Phase I and Year 1 of Phase II is \$716,662

**Variances:** None

**Cost to Date:** \$358,997

**Additional Funding:** \$433,301 for Year 2

## Budget History

07/31/17 – FY 2017 (past)		FY 2018 (current)		FY 2019 – 07/30/19 (planned)	
DOE	Cost-share	DOE	Cost-share	DOE	Cost-share
\$163,481	0.00	\$626,122	0.00	\$360,360	0.00

# Project Plan and Schedule

- Start date was 07/31/2017 but Assistance Agreement with DOE was signed 09/26/2017
- Subcontract with Circuit Seed for Tasks 4 and 5 was signed 12/2017
  - Task 4 began in Month 6 – Task 5 began in Month 7

Tasks	Months After Project Initiation																							
	1	2	3	4	5	6	7	8	9	10	11	12	13	14	15	16	17	18	19	20	21	22	23	24
1	x	x	x																					
2	x	x	x	x	x	x	x	x	x	x	x	x												
3		x	x	x	x	x	x	x	x	x	x	x	x	x										
4			x	x	x	x	x	x	x	x	x	x	x	x	x	x								
5						x	x	x	x	x	x	x	x	x	x	x	x							
6																	x	x	x					
7																			x	x	x	x	x	
8																							x	x
9																			x	x	x	x	x	x
10	x	x	x	x	x	x	x	x	x	x	x	x	x	x	x	x	x	x	x	x	x	x	x	x
11	x	x	x	x	x	x	x	x	x	x	x	x	x	x	x	x	x	x	x	x	x	x	x	x
Milestones				1								2			4			3	5	6			7	8/9

X= task schedule at the beginning of the project; blue shading=current schedule

- Milestone 1. System Requirements Document generated - **Met**
- Milestone 2. Novel sensor materials demonstrate stability superior to that of the sensors developed in Phase I
- Milestone 3. Sensor signal processing module on a chip fabricated
- Milestone 4. Electronic device detailed design generated
- Milestone 5. Electronic device fabricated and validated according to system verification matrix
- Milestone 6. Sensor life and calibration requirements projected based on data collected in life studies
- Milestone 7. Analytical characteristics established
- Milestone 8. System validation in the field conducted
- Milestone 9. Sensor materials for moisture monitoring in the low ppm range demonstrated. Compatibility with CO<sub>2</sub> sensor materials demonstrated.