



U.S. DEPARTMENT OF
ENERGY

Fossil
Energy

OFFICE OF OIL & NATURAL GAS

Table of Contents

LNG Monthly

(YTD - through December 2017)

1	Cumulative Map of LNG Exports	1
1a	Table of Shipments of Domestically-Produced LNG Delivered - from February 2016	2
1b	Volumes and Percentages of FTA and nFTA Shipments of Domestically-Produced LNG Delivered.....	3
1c	Destination of Domestically-Produced LNG Delivered by Country and Region with Trade Agreement Status.....	4
2	LNG Activity	
2a	Shipments of Domestically-Produced LNG Delivered YTD 2017.....	5
2b	Shipments of Domestically-Produced LNG Shipped by ISO Container YTD 2017	10
2c	Shipments of LNG Re-Exported YTD 2017.....	11
2d	LNG Imports by Country, Receiving Terminal, and Importer	12
2e	Shipments of LNG Received YTD 2017.....	13
2f	Shipments of LNG Received YTD 2017, Puerto Rico	14
3	Graphical Summaries	15
4	Notes and Definitions	18

Office of Fossil Energy
Office of Oil & Natural Gas
Office of Regulation and International Engagement
Division of Natural Gas Regulation
Phone: 202-586-7991

To be placed on the LNG Monthly email distribution list, please send an email request to ngreports@hq.doe.gov.

For electronic version: <https://energy.gov/fe/downloads/lng-monthly-2017>

Exports of Domestically-Produced LNG Delivered (Cumulative starting from February 2016 through December 2017)



Region	Volume Exported (Bcf)	Percentage Receipts of Total Volume Exported (%)	Number of Countries Per Receiving Region
East Asia and Pacific	337.5	37.9%	5
Europe and Central Asia	116.5	13.1%	9
Latin America and the Caribbean	294.7	33.1%	7
Middle East and North Africa	100.7	11.3%	4
South Asia	41.0	4.6%	2
Sub-Saharan Africa	0.0	0.0%	0
Total LNG Exports	890.3	100.0%	27

1a. Shipments of Domestically-Produced LNG Delivered (Cumulative starting from February 2016 through December 2017)

Country of Destination	Type of Export	Number of Cargos	Volume (Bcf of Natural Gas)	Percentage of Total U.S LNG Exports (%)
1. Mexico*	Vessel	50	167.8	18.8%
2. South Korea	Vessel	41	140.4	15.8%
3. China	Vessel	36	120.6	13.5%
4. Japan	Vessel	18	64.4	7.2%
5. Chile*	Vessel	18	55.2	6.2%
6. Jordan*	Vessel	14	46.2	5.2%
7. India	Vessel	11	37.8	4.2%
8. Turkey	Vessel	10	33.6	3.8%
9. Argentina*	Vessel	11	32.9	3.7%
10. Spain*	Vessel	11	32.3	3.6%
11. Kuwait	Vessel	8	27.3	3.1%
12. Brazil*	Vessel	9	26.8	3.0%
13. Portugal*	Vessel	7	23.2	2.6%
14. U.A.E.	Vessel	5	16.8	1.9%
15. Dominican Republic	Vessel	4	11.6	1.3%
16. Egypt	Vessel	3	10.4	1.2%
17. Italy	Vessel	3	9.8	1.1%
18. Taiwan	Vessel	3	9.0	1.0%
19. Lithuania	Vessel	2	6.8	0.8%
20. Poland	Vessel	1	3.4	0.4%
21. United Kingdom	Vessel	1	3.4	0.4%
22. Pakistan	Vessel	1	3.2	0.4%
23. Thailand	Vessel	1	3.1	0.3%
24. Netherlands	Vessel	1	3.0	0.3%
25. Malta*	Vessel	1	0.9	0.1%
Total Exports by Vessel		270	890.0	
26. Barbados	ISO Container	85	0.3	0.0%
27. Bahamas	ISO Container	1	0.0	0.0%
Total Exports by ISO		86	0.3	
Total Exports by Vessel and ISO		356	890.3	

Note:

Volume and Number of Cargos are the cumulative totals of each individual Country of Destination by Type of Export starting from February 2016.

* Split cargos counted as both individual cargos and countries.

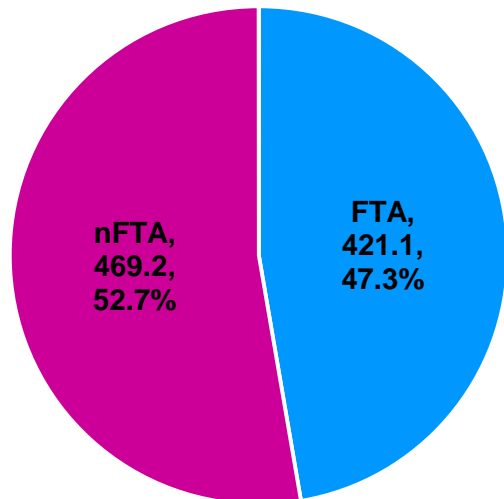
Vessel = LNG Exports by Vessel and ISO container = LNG Exports by Vessel in ISO Containers.

Does not include re-exports of previously-imported LNG. See table 2c for re-exports data.

Totals may not equal sum of components because of independent rounding.

1b. Volumes and Percentages of FTA and nFTA Shipments of Domestically-Produced LNG Delivered (Cumulative starting from February 2016 through December 2017)

	Volume (Bcf)	Percentage of Total Volume	Number of Countries
FTA	421.1	47.3%	5
nFTA	469.2	52.7%	22
Total LNG Exports	890.3		27



■ FTA ■ nFTA

Spot cargos total 257.2 Bcf of the 890.3 Bcf total volume of shipments of domestically-produced LNG delivered, for a total percentage of 28.9 percent.

These totals are cumulative starting from February 2016 through December 2017, with a current-year listing in Table 1a.

FTA Countries that Require National Treatment for Trade in Natural Gas -As of October 31, 2012, the United States has FTAs that require national treatment for trade in natural gas with Australia, Bahrain, Canada, Chile, Colombia, Dominican Republic, El Salvador, Guatemala, Honduras, Jordan, Mexico, Morocco, Nicaragua, Oman, Panama, Peru, Republic of Korea and Singapore. Panama is the most recent country with which the United States has entered into a FTA that requires national treatment for trade in natural gas, effective October 31, 2012. Not all countries that have a FTA with the United States require national treatment for trade in natural gas (i.e. Costa Rica and Israel). A list of all countries with which the United States has a FTA can be found at: <http://www.ustr.gov/trade-agreements/free-trade-agreements>.

More information can be found on DOE's website - <https://energy.gov/fe/services/natural-gas-regulation/how-obtain-authorization-import-and-or-export-natural-gas-and-lng>

Totals may not equal sum of components because of independent rounding.

1c. Destination of Domestically-Produced LNG Delivered by Country and Region with Trade Agreement Status (Cumulative starting from February 2016 through December 2017)

Country of Destination	Region	FTA or nFTA	Type of FTA	Name of FTA
Argentina	Latin America and the Caribbean	nFTA		
Bahamas	Latin America and the Caribbean	nFTA		
Barbados (ISO)	Latin America and the Caribbean	nFTA		
Brazil	Latin America and the Caribbean	nFTA		
Chile	Latin America and the Caribbean	FTA	Bilateral	United States-Chile Free Trade Agreement
China	East Asia and Pacific	nFTA		
Dominican Republic	Latin America and the Caribbean	FTA	Multilateral	CAFTA-DR
Egypt	Middle East and North Africa	nFTA		
India	South Asia	nFTA		
Italy	Europe and Central Asia	nFTA		
Japan	East Asia and Pacific	nFTA		
Jordan	Middle East and North Africa	FTA	Bilateral	United States-Jordan Free Trade Agreement
Kuwait	Middle East and North Africa	nFTA		
Lithuania	Europe and Central Asia	nFTA		
Malta ¹	Europe and Central Asia	nFTA		
Mexico ²	Latin America and the Caribbean	FTA	Multilateral	NAFTA - North American Free Trade Agreement
Netherlands	Europe and Central Asia	nFTA		
Pakistan	South Asia	nFTA		
Poland	Europe and Central Asia	nFTA		
Portugal	Europe and Central Asia	nFTA		
South Korea	East Asia and Pacific	FTA	Bilateral	KORUS - U.S.-Korea Free Trade Agreement
Spain	Europe and Central Asia	nFTA		
Taiwan	East Asia and Pacific	nFTA		
Thailand	East Asia and Pacific	nFTA		
Turkey	Europe and Central Asia	nFTA		
U.A.E.	Middle East and North Africa	nFTA		
United Kingdom	Europe and Central Asia	nFTA		

Source: Office of the United States Trade Representative and the World Bank

¹For classification purposes, Malta is included in the Europe and Central Asia region.

²For classification purposes, Mexico is included in the Latin America and the Caribbean region.

VESSEL-BORNE EXPORTS OF DOMESTICALLY-PRODUCED LIQUEFIED NATURAL GAS (LNG)

Table 2a

Date of Departure	Name of Exporter	Supplier	Docket Number	Docket Term	Country of Destination	Name of Tanker	Departure Terminal	Volume (Mcf of Natural Gas)	Price at Export Point \$/MMBtu	Notes
1/1/2017	Sabine Pass Liquefaction, LLC	Sabine Pass Liquefaction, LLC	10-111-LNG	Long-Term	Japan	Maethane Lydon Volney	Sabine Pass LNG Terminal	3,111,137	\$ 3.72	
1/2/2017	Sabine Pass Liquefaction, LLC	Sabine Pass Liquefaction, LLC	10-111-LNG	Long-Term	Spain	Sestao Knutsen	Sabine Pass LNG Terminal	2,946,374	\$ 3.72	
1/4/2017	Sabine Pass Liquefaction, LLC	Sabine Pass Liquefaction, LLC	10-85-LNG	Long-Term	Mexico	Clean Ocean	Sabine Pass LNG Terminal	3,455,279	\$ 7.52	[L]
1/5/2017	Sabine Pass Liquefaction, LLC	Sabine Pass Liquefaction, LLC	10-111-LNG	Long-Term	Malta	Gaslog Santiago	Sabine Pass LNG Terminal	867,346	\$ 4.52	[*]
1/5/2017	Sabine Pass Liquefaction, LLC	Sabine Pass Liquefaction, LLC	10-85-LNG	Long-Term	Jordan	Gaslog Santiago	Sabine Pass LNG Terminal	2,428,613	\$ 4.52	[*]
1/7/2017	Sabine Pass Liquefaction, LLC	Sabine Pass Liquefaction, LLC	10-85-LNG	Long-Term	Mexico	Cool Voyager	Sabine Pass LNG Terminal	3,428,332	\$ 7.52	[L]
1/11/2017	Sabine Pass Liquefaction, LLC	Sabine Pass Liquefaction, LLC	10-111-LNG	Long-Term	India	SCF Mitre	Sabine Pass LNG Terminal	3,622,568	\$ 4.52	
1/15/2017	Sabine Pass Liquefaction, LLC	Sabine Pass Liquefaction, LLC	10-111-LNG	Long-Term	Spain	Rioja Knutsen	Sabine Pass LNG Terminal	3,644,042	\$ 7.01	[L]
1/17/2017	Sabine Pass Liquefaction, LLC	Sabine Pass Liquefaction, LLC	10-111-LNG	Long-Term	Japan	Creole Spirit	Sabine Pass LNG Terminal	3,703,484	\$ 7.52	[L]
1/18/2017	Sabine Pass Liquefaction, LLC	Sabine Pass Liquefaction, LLC	10-85-LNG	Long-Term	Mexico	Maran Gas Pericles	Sabine Pass LNG Terminal	3,025,173	\$ 4.52	[*]
1/18/2017	Sabine Pass Liquefaction, LLC	Sabine Pass Liquefaction, LLC	10-85-LNG	Long-Term	Mexico	Maran Gas Pericles	Sabine Pass LNG Terminal	394,212	\$ 7.52	[*] [L]
1/24/2017	Sabine Pass Liquefaction, LLC	Sabine Pass Liquefaction, LLC	10-111-LNG	Long-Term	China	Maran Gas Achilles	Sabine Pass LNG Terminal	3,391,087	\$ 4.52	
1/25/2017	Sabine Pass Liquefaction, LLC	Sabine Pass Liquefaction, LLC	10-111-LNG	Long-Term	Portugal	Golar Kelvin	Sabine Pass LNG Terminal	3,442,365	\$ 7.01	[L]
1/26/2017	Sabine Pass Liquefaction, LLC	Sabine Pass Liquefaction, LLC	10-85-LNG	Long-Term	Mexico	Stena Crystal Sky	Sabine Pass LNG Terminal	3,706,516	\$ 7.52	[L]
1/28/2017	Sabine Pass Liquefaction, LLC	Sabine Pass Liquefaction, LLC	15-171-LNG	Short-Term	Spain	Methane Spirit	Sabine Pass LNG Terminal	3,411,662	\$ 7.00	[S] [C] [L]
1/29/2017	Sabine Pass Liquefaction, LLC	Sabine Pass Liquefaction, LLC	10-111-LNG	Long-Term	Japan	Maria Energy	Sabine Pass LNG Terminal	3,718,018	\$ 7.52	[L]
1/31/2017	Sabine Pass Liquefaction, LLC	Sabine Pass Liquefaction, LLC	10-85-LNG	Long-Term	Jordan	Galea	Sabine Pass LNG Terminal	2,939,021	\$ 7.52	[L]
2/2/2017	Sabine Pass Liquefaction, LLC	Sabine Pass Liquefaction, LLC	10-111-LNG	Long-Term	Portugal	Clean Ocean	Sabine Pass LNG Terminal	1,691,600	\$ 6.90	[*] [L]
2/2/2017	Sabine Pass Liquefaction, LLC	Sabine Pass Liquefaction, LLC	10-111-LNG	Long-Term	Spain	Clean Ocean	Sabine Pass LNG Terminal	1,765,661	\$ 6.90	[*] [L]
2/3/2017	Sabine Pass Liquefaction, LLC	Sabine Pass Liquefaction, LLC	10-111-LNG	Long-Term	Turkey	La Manchua Knutsen	Sabine Pass LNG Terminal	3,705,488	\$ 6.39	[L]
2/5/2017	Sabine Pass Liquefaction, LLC	Sabine Pass Liquefaction, LLC	10-111-LNG	Long-Term	India	Palu LNG	Sabine Pass LNG Terminal	3,399,239	\$ 3.90	
2/9/2017	Sabine Pass Liquefaction, LLC	Sabine Pass Liquefaction, LLC	15-171-LNG	Short-Term	Mexico	Cool Voyager	Sabine Pass LNG Terminal	3,427,486	\$ 7.07	[S] [C]
2/11/2017	Sabine Pass Liquefaction, LLC	Sabine Pass Liquefaction, LLC	10-111-LNG	Long-Term	Turkey	Oak Spirit	Sabine Pass LNG Terminal	3,696,872	\$ 6.90	[L]
2/12/2017	Sabine Pass Liquefaction, LLC	Sabine Pass Liquefaction, LLC	10-111-LNG	Long-Term	China	Maran Gas Amphipolis	Sabine Pass LNG Terminal	3,464,863	\$ 3.90	
2/14/2017	Sabine Pass Liquefaction, LLC	Sabine Pass Liquefaction, LLC	10-85-LNG	Long-Term	Mexico	Rioja Knutsen	Sabine Pass LNG Terminal	3,606,218	\$ 6.39	[L]
2/15/2017	Sabine Pass Liquefaction, LLC	Sabine Pass Liquefaction, LLC	10-85-LNG	Long-Term	Chile	Gemmata	Sabine Pass LNG Terminal	2,950,188	\$ 6.90	[L]
2/17/2017	Sabine Pass Liquefaction, LLC	Sabine Pass Liquefaction, LLC	10-111-LNG	Long-Term	China	Maran Gas Pericles	Sabine Pass LNG Terminal	3,444,825	\$ 3.90	
2/20/2017	Sabine Pass Liquefaction, LLC	Sabine Pass Liquefaction, LLC	15-171-LNG	Short-Term	Mexico	Ribera del Duero	Sabine Pass LNG Terminal	3,667,863	\$ 5.33	[S] [C]
2/20/2017	Sabine Pass Liquefaction, LLC	Sabine Pass Liquefaction, LLC	15-171-LNG	Short-Term	Kuwait	Golar Penguin	Sabine Pass LNG Terminal	3,378,113	\$ 5.29	[S]
2/23/2017	Sabine Pass Liquefaction, LLC	Sabine Pass Liquefaction, LLC	10-85-LNG	Long-Term	Jordan	Madrid Spirit	Sabine Pass LNG Terminal	2,944,820	\$ 3.90	
2/24/2017	Sabine Pass Liquefaction, LLC	Sabine Pass Liquefaction, LLC	15-171-LNG	Short-Term	Mexico	Stena Crystal Sky	Sabine Pass LNG Terminal	3,705,611	\$ 5.89	[S] [C]
2/26/2017	Sabine Pass Liquefaction, LLC	Sabine Pass Liquefaction, LLC	10-111-LNG	Long-Term	Japan	Stena Clear Sky	Sabine Pass LNG Terminal	3,705,039	\$ 6.90	[L]
2/28/2017	Sabine Pass Liquefaction, LLC	Sabine Pass Liquefaction, LLC	10-111-LNG	Long-Term	China	Clean Planet	Sabine Pass LNG Terminal	3,428,365	\$ 6.39	[L]
3/2/2017	Sabine Pass Liquefaction, LLC	Sabine Pass Liquefaction, LLC	10-85-LNG	Long-Term	South Korea	Gaslog Gibraltar	Sabine Pass LNG Terminal	3,583,966	\$ 3.02	
3/8/2017	Sabine Pass Liquefaction, LLC	Sabine Pass Liquefaction, LLC	15-171-LNG	Short-Term	Mexico	Cool Voyager	Sabine Pass LNG Terminal	3,404,694	\$ 5.10	[S] [C]
3/9/2017	Sabine Pass Liquefaction, LLC	Sabine Pass Liquefaction, LLC	10-85-LNG	Long-Term	Jordan	Maran Gas Apollonia	Sabine Pass LNG Terminal	3,358,596	\$ 3.02	
3/12/2017	Sabine Pass Liquefaction, LLC	Sabine Pass Liquefaction, LLC	10-85-LNG	Long-Term	Jordan	Golar Kelvin	Sabine Pass LNG Terminal	3,296,471	\$ 5.51	[L]
3/15/2017	Sabine Pass Liquefaction, LLC	Sabine Pass Liquefaction, LLC	10-111-LNG	Long-Term	Pakistan	Gaslog Skagen	Sabine Pass LNG Terminal	3,165,927	\$ 3.02	
3/17/2017	Sabine Pass Liquefaction, LLC	Sabine Pass Liquefaction, LLC	15-171-LNG	Short-Term	South Korea	Clean Ocean	Sabine Pass LNG Terminal	3,457,554	\$ 4.34	[S] [C]
3/19/2017	Sabine Pass Liquefaction, LLC	Sabine Pass Liquefaction, LLC	15-171-LNG	Short-Term	Turkey	Oak Spirit	Sabine Pass LNG Terminal	3,520,905	\$ 4.42	[S]
3/20/2017	Sabine Pass Liquefaction, LLC	Sabine Pass Liquefaction, LLC	15-171-LNG	Short-Term	Dominican Republic	GDF Suez Point Fortin	Sabine Pass LNG Terminal	2,933,786	\$ 5.37	[S]
3/22/2017	Sabine Pass Liquefaction, LLC	Sabine Pass Liquefaction, LLC	10-111-LNG	Long-Term	Thailand	Methane Alison Victoria	Sabine Pass LNG Terminal	3,112,643	\$ 3.02	
3/24/2017	Sabine Pass Liquefaction, LLC	Sabine Pass Liquefaction, LLC	15-171-LNG	Short-Term	Mexico	Creole Spirit	Sabine Pass LNG Terminal	3,707,229	\$ 4.54	[S] [C]
3/26/2017	Sabine Pass Liquefaction, LLC	Sabine Pass Liquefaction, LLC	10-85-LNG	Long-Term	Mexico	Rioja Knutsen	Sabine Pass LNG Terminal	3,615,896	\$ 5.51	[L]
3/30/2017	Sabine Pass Liquefaction, LLC	Sabine Pass Liquefaction, LLC	10-111-LNG	Long-Term	Kuwait	Valencia Knutsen	Sabine Pass LNG Terminal	3,360,169	\$ 3.02	
3/30/2017	Sabine Pass Liquefaction, LLC	Sabine Pass Liquefaction, LLC	10-85-LNG	Long-Term	Chile	Gallina	Sabine Pass LNG Terminal	2,951,103	\$ 6.02	[L]

VESSEL-BORNE EXPORTS OF DOMESTICALLY-PRODUCED LIQUEFIED NATURAL GAS (LNG)

Table 2a

Date of Departure	Name of Exporter	Supplier	Docket Number	Docket Term	Country of Destination	Name of Tanker	Departure Terminal	Volume (Mcf of Natural Gas)	Price at Export Point \$/MMBtu	Notes
4/1/2017	Sabine Pass Liquefaction, LLC	Sabine Pass Liquefaction, LLC	15-171-LNG	Short-Term	Argentina	Maran Gas Alexandria	Sabine Pass LNG Terminal	3,458,399	\$ 4.59	[S]
4/3/2017	Sabine Pass Liquefaction, LLC	Sabine Pass Liquefaction, LLC	15-171-LNG	Short-Term	Kuwait	Golar Seal	Sabine Pass LNG Terminal	3,429,143	\$ 4.41	[S]
4/5/2017	Sabine Pass Liquefaction, LLC	Sabine Pass Liquefaction, LLC	10-111-LNG	Long-Term	U.A.E.	Methane Julia Louise	Sabine Pass LNG Terminal	3,346,529	\$ 3.65	
4/7/2017	Sabine Pass Liquefaction, LLC	Sabine Pass Liquefaction, LLC	15-171-LNG	Short-Term	Mexico	Magellan Spirit	Sabine Pass LNG Terminal	3,536,643	\$ 4.40	[S]
4/8/2017	Sabine Pass Liquefaction, LLC	Sabine Pass Liquefaction, LLC	15-171-LNG	Short-Term	Mexico	Stena Crystal Sky	Sabine Pass LNG Terminal	3,688,816	\$ 4.78	[S]
4/10/2017	Sabine Pass Liquefaction, LLC	Sabine Pass Liquefaction, LLC	10-85-LNG	Long-Term	Chile	Ribera del Duero Knutsen	Sabine Pass LNG Terminal	2,951,959	\$ 6.14	[L]
4/12/2017	Sabine Pass Liquefaction, LLC	Sabine Pass Liquefaction, LLC	10-85-LNG	Long-Term	Mexico	Methane Nile Eagle	Sabine Pass LNG Terminal	3,051,293	\$ 3.65	
4/14/2017	Sabine Pass Liquefaction, LLC	Sabine Pass Liquefaction, LLC	10-111-LNG	Long-Term	Japan	Creole Spirit	Sabine Pass LNG Terminal	3,681,272	\$ 6.65	[L]
4/16/2017	Sabine Pass Liquefaction, LLC	Sabine Pass Liquefaction, LLC	15-171-LNG	Short-Term	Argentina	Cool Voyager	Sabine Pass LNG Terminal	3,405,702	\$ 5.07	[S]
4/17/2017	Sabine Pass Liquefaction, LLC	Sabine Pass Liquefaction, LLC	10-111-LNG	Long-Term	Japan	Maria Energy	Sabine Pass LNG Terminal	3,717,192	\$ 6.65	[L]
4/19/2017	Sabine Pass Liquefaction, LLC	Sabine Pass Liquefaction, LLC	10-111-LNG	Long-Term	Kuwait	Maran Gas Lindos	Sabine Pass LNG Terminal	3,354,958	\$ 3.65	
4/20/2017	Sabine Pass Liquefaction, LLC	Sabine Pass Liquefaction, LLC	10-85-LNG	Long-Term	South Korea	La Mancha Knutsen	Sabine Pass LNG Terminal	3,295,098	\$ 6.14	[L]
4/24/2017	Sabine Pass Liquefaction, LLC	Sabine Pass Liquefaction, LLC	15-171-LNG	Short-Term	Argentina	Oak Spirit	Sabine Pass LNG Terminal	3,270,929	\$ 4.22	[S]
4/26/2017	Sabine Pass Liquefaction, LLC	Sabine Pass Liquefaction, LLC	10-85-LNG	Long-Term	Mexico	SCF Melampus	Sabine Pass LNG Terminal	3,453,613	\$ 3.65	
4/30/2017	Sabine Pass Liquefaction, LLC	Sabine Pass Liquefaction, LLC	10-85-LNG	Long-Term	Chile	Gemmata	Sabine Pass LNG Terminal	2,942,301	\$ 6.65	[L]
5/1/2017	Sabine Pass Liquefaction, LLC	Sabine Pass Liquefaction, LLC	15-171-LNG	Short-Term	Brazil	Stena Crystal Sky	Sabine Pass LNG Terminal	3,675,755	\$ 4.45	[S]
5/3/2017	Sabine Pass Liquefaction, LLC	Sabine Pass Liquefaction, LLC	10-111-LNG	Long-Term	U.A.E.	Maran Gas Sparta	Sabine Pass LNG Terminal	3,068,919	\$ 3.61	
5/4/2017	Sabine Pass Liquefaction, LLC	Sabine Pass Liquefaction, LLC	10-85-LNG	Long-Term	Mexico	Torben Spirit	Sabine Pass LNG Terminal	3,517,461	\$ 6.10	[L]
5/6/2017	Sabine Pass Liquefaction, LLC	Sabine Pass Liquefaction, LLC	15-171-LNG	Short-Term	China	Magellan Spirit	Sabine Pass LNG Terminal	3,514,070	\$ 4.44	[S]
5/8/2017	Sabine Pass Liquefaction, LLC	Sabine Pass Liquefaction, LLC	15-171-LNG	Short-Term	Taiwan	Cadiz Knutsen	Sabine Pass LNG Terminal	2,948,906	\$ 4.26	[S]
5/9/2017	Sabine Pass Liquefaction, LLC	Sabine Pass Liquefaction, LLC	10-111-LNG	Long-Term	U.A.E.	Maran Gas Amphipolis	Sabine Pass LNG Terminal	3,577,489	\$ 3.61	
5/12/2017	Sabine Pass Liquefaction, LLC	Sabine Pass Liquefaction, LLC	15-171-LNG	Short-Term	South Korea	Gaslog Chelsea	Sabine Pass LNG Terminal	3,276,115	\$ 4.63	[S]
5/14/2017	Sabine Pass Liquefaction, LLC	Sabine Pass Liquefaction, LLC	15-171-LNG	Short-Term	South Korea	Methane Spirit	Sabine Pass LNG Terminal	3,541,646	\$ 4.74	[S]
5/16/2017	Sabine Pass Liquefaction, LLC	Sabine Pass Liquefaction, LLC	10-85-LNG	Long-Term	Mexico	Gaslog Shanghai	Sabine Pass LNG Terminal	3,290,410	\$ 3.61	
5/17/2017	Sabine Pass Liquefaction, LLC	Sabine Pass Liquefaction, LLC	15-171-LNG	Short-Term	U.A.E.	Golar Snow	Sabine Pass LNG Terminal	3,415,177	\$ 4.00	[S]
5/19/2017	Sabine Pass Liquefaction, LLC	Sabine Pass Liquefaction, LLC	15-171-LNG	Short-Term	Argentina	Maran Gas Alexandria	Sabine Pass LNG Terminal	3,191,690	\$ 4.59	[S]
5/21/2017	Sabine Pass Liquefaction, LLC	Sabine Pass Liquefaction, LLC	10-111-LNG	Long-Term	Netherlands	Arctic Discoverer	Sabine Pass LNG Terminal	3,041,576	\$ 6.10	[L]
5/22/2017	Sabine Pass Liquefaction, LLC	Sabine Pass Liquefaction, LLC	15-171-LNG	Short-Term	Poland	Clean Ocean	Sabine Pass LNG Terminal	3,439,976	\$ 4.10	[S]
5/25/2017	Sabine Pass Liquefaction, LLC	Sabine Pass Liquefaction, LLC	10-85-LNG	Long-Term	Jordan	Maran Gas Apollonia	Sabine Pass LNG Terminal	3,452,867	\$ 3.61	
5/26/2017	Sabine Pass Liquefaction, LLC	Sabine Pass Liquefaction, LLC	15-171-LNG	Short-Term	Kuwait	Cool Voyager	Sabine Pass LNG Terminal	3,280,948	\$ 4.58	[S]
5/28/2017	Sabine Pass Liquefaction, LLC	Sabine Pass Liquefaction, LLC	10-111-LNG	Long-Term	Japan	Stena Crystal Sky	Sabine Pass LNG Terminal	3,667,107	\$ 6.61	[L]
5/29/2017	Sabine Pass Liquefaction, LLC	Sabine Pass Liquefaction, LLC	10-85-LNG	Long-Term	Mexico	Gaslog Shanghai	Sabine Pass LNG Terminal	3,215,579	\$ 3.61	
5/30/2017	Sabine Pass Liquefaction, LLC	Sabine Pass Liquefaction, LLC	10-111-LNG	Long-Term	Portugal	Ribera del Duero Knutsen	Sabine Pass LNG Terminal	3,625,230	\$ 6.10	[L]
6/3/2017	Sabine Pass Liquefaction, LLC	Sabine Pass Liquefaction, LLC	10-85-LNG	Long-Term	South Korea	SM Eagle	Sabine Pass LNG Terminal	3,719,046	\$ 3.72	
6/4/2017	Sabine Pass Liquefaction, LLC	Sabine Pass Liquefaction, LLC	15-171-LNG	Short-Term	Mexico	Oak Spirit	Sabine Pass LNG Terminal	3,664,450	\$ 4.03	[S]
6/6/2017	Sabine Pass Liquefaction, LLC	Sabine Pass Liquefaction, LLC	10-85-LNG	Long-Term	Mexico	Maran Gas Hector	Sabine Pass LNG Terminal	3,665,872	\$ 3.72	
6/8/2017	Sabine Pass Liquefaction, LLC	Sabine Pass Liquefaction, LLC	15-171-LNG	Short-Term	Italy	Arctic Aurora	Sabine Pass LNG Terminal	3,120,216	\$ 4.21	[S]
6/9/2017	Sabine Pass Liquefaction, LLC	Sabine Pass Liquefaction, LLC	10-111-LNG	Long-Term	Argentina	Gaslog Shanghai	Sabine Pass LNG Terminal	2,949,374	\$ 3.72	
6/11/2017	Sabine Pass Liquefaction, LLC	Sabine Pass Liquefaction, LLC	10-85-LNG	Long-Term	Chile	Torben Spirit	Sabine Pass LNG Terminal	3,656,921	\$ 6.21	[L]
6/12/2017	Sabine Pass Liquefaction, LLC	Sabine Pass Liquefaction, LLC	15-171-LNG	Short-Term	Mexico	Creole Spirit	Sabine Pass LNG Terminal	3,700,951	\$ 3.97	[S]
6/14/2017	Sabine Pass Liquefaction, LLC	Sabine Pass Liquefaction, LLC	10-111-LNG	Long-Term	Japan	Castillo de Santisteban	Sabine Pass LNG Terminal	3,683,237	\$ 6.72	[L]
6/15/2017	Sabine Pass Liquefaction, LLC	Sabine Pass Liquefaction, LLC	10-85-LNG	Long-Term	South Korea	Hyundai Princepia	Sabine Pass LNG Terminal	3,712,188	\$ 3.72	
6/17/2017	Sabine Pass Liquefaction, LLC	Sabine Pass Liquefaction, LLC	15-171-LNG	Short-Term	India	Golar Crystal	Sabine Pass LNG Terminal	3,412,882	\$ 4.49	[S]
6/19/2017	Sabine Pass Liquefaction, LLC	Sabine Pass Liquefaction, LLC	10-85-LNG	Long-Term	Mexico	Maran Gas Hector	Sabine Pass LNG Terminal	3,320,746	\$ 3.72	
6/25/2017	Sabine Pass Liquefaction, LLC	Sabine Pass Liquefaction, LLC	10-111-LNG	Long-Term	United Kingdom	Maran Gas Mystras	Sabine Pass LNG Terminal	3,410,241	\$ 3.72	
6/26/2017	Sabine Pass Liquefaction, LLC	Sabine Pass Liquefaction, LLC	10-85-LNG	Long-Term	Mexico	Ribera del Duero Knutsen	Sabine Pass LNG Terminal	3,671,290	\$ 6.21	[L]
6/27/2017	Sabine Pass Liquefaction, LLC	Sabine Pass Liquefaction, LLC	10-85-LNG	Long-Term	Mexico	Maran Gas Hector	Sabine Pass LNG Terminal	3,317,619	\$ 3.72	
6/29/2017	Sabine Pass Liquefaction, LLC	Sabine Pass Liquefaction, LLC	15-171-LNG	Short-Term	Mexico	Clean Ocean	Sabine Pass LNG Terminal	3,421,925	\$ 4.14	[S]

VESSEL-BORNE EXPORTS OF DOMESTICALLY-PRODUCED LIQUEFIED NATURAL GAS (LNG)

Table 2a

Date of Departure	Name of Exporter	Supplier	Docket Number	Docket Term	Country of Destination	Name of Tanker	Departure Terminal	Volume (Mcf of Natural Gas)	Price at Export Point \$/MMBtu	Notes
7/3/2017	Sabine Pass Liquefaction, LLC	Sabine Pass Liquefaction, LLC	10-85-LNG	Long-Term	South Korea	SM Seahawk	Sabine Pass LNG Terminal	3,712,758	\$ 3.53	
7/4/2017	Sabine Pass Liquefaction, LLC	Sabine Pass Liquefaction, LLC	10-85-LNG	Long-Term	Mexico	Maran Gas Sparta	Sabine Pass LNG Terminal	3,444,912	\$ 3.53	
7/8/2017	Sabine Pass Liquefaction, LLC	Sabine Pass Liquefaction, LLC	10-85-LNG	Long-Term	South Korea	Hyundai Peacepia	Sabine Pass LNG Terminal	3,709,231	\$ 3.53	
7/9/2017	Sabine Pass Liquefaction, LLC	Sabine Pass Liquefaction, LLC	10-111-LNG	Long-Term	Spain	Ribera del Duero Knutsen	Sabine Pass LNG Terminal	216,626	\$ 6.02	[L] [*]
7/9/2017	Sabine Pass Liquefaction, LLC	Sabine Pass Liquefaction, LLC	10-111-LNG	Long-Term	Egypt	Ribera del Duero Knutsen	Sabine Pass LNG Terminal	3,464,134	\$ 6.02	[L] [*]
7/10/2017	Sabine Pass Liquefaction, LLC	Sabine Pass Liquefaction, LLC	10-111-LNG	Long-Term	China	Maran Gas Olympias	Sabine Pass LNG Terminal	3,584,901	\$ 3.53	
7/11/2017	Sabine Pass Liquefaction, LLC	Sabine Pass Liquefaction, LLC	15-171-LNG	Short-Term	Brazil	Creole Spirit	Sabine Pass LNG Terminal	3,641,640	\$ 4.07	[S]
7/13/2017	Sabine Pass Liquefaction, LLC	Sabine Pass Liquefaction, LLC	10-85-LNG	Long-Term	South Korea	K. Jasmine	Sabine Pass LNG Terminal	3,112,053	\$ 3.53	
7/15/2017	Sabine Pass Liquefaction, LLC	Sabine Pass Liquefaction, LLC	10-85-LNG	Long-Term	Mexico	Maran Gas Hector	Sabine Pass LNG Terminal	3,714,141	\$ 3.53	
7/17/2017	Sabine Pass Liquefaction, LLC	Sabine Pass Liquefaction, LLC	15-171-LNG	Short-Term	Mexico	Oak Spirit	Sabine Pass LNG Terminal	3,591,699	\$ 4.52	[S]
7/19/2017	Sabine Pass Liquefaction, LLC	Sabine Pass Liquefaction, LLC	15-171-LNG	Short-Term	Kuwait	Maran Gas Alexandria	Sabine Pass LNG Terminal	3,409,793	\$ 4.33	[S]
7/22/2017	Sabine Pass Liquefaction, LLC	Sabine Pass Liquefaction, LLC	10-111-LNG	Long-Term	Portugal	Valencia Knutsen	Sabine Pass LNG Terminal	3,662,245	\$ 6.02	[L]
7/24/2017	Sabine Pass Liquefaction, LLC	Sabine Pass Liquefaction, LLC	10-111-LNG	Long-Term	China	SCF Melampus	Sabine Pass LNG Terminal	3,633,585	\$ 3.53	
7/26/2017	Sabine Pass Liquefaction, LLC	Sabine Pass Liquefaction, LLC	15-171-LNG	Short-Term	Mexico	Oak Spirit	Sabine Pass LNG Terminal	3,681,230	\$ 4.46	[S]
7/28/2017	Sabine Pass Liquefaction, LLC	Sabine Pass Liquefaction, LLC	10-85-LNG	Long-Term	Chile	Provalys	Sabine Pass LNG Terminal	3,255,587	\$ 3.53	
7/31/2017	Sabine Pass Liquefaction, LLC	Sabine Pass Liquefaction, LLC	10-85-LNG	Long-Term	South Korea	Barcelona Knutsen	Sabine Pass LNG Terminal	3,704,024	\$ 3.53	
8/1/2017	Sabine Pass Liquefaction, LLC	Sabine Pass Liquefaction, LLC	10-85-LNG	Long-Term	South Korea	SM Eagle	Sabine Pass LNG Terminal	3,693,834	\$ 3.53	
8/2/2017	Sabine Pass Liquefaction, LLC	Sabine Pass Liquefaction, LLC	10-111-LNG	Long-Term	Japan	Torben Spirit	Sabine Pass LNG Terminal	3,613,516	\$ 5.90	[L]
8/4/2017	Sabine Pass Liquefaction, LLC	Sabine Pass Liquefaction, LLC	10-111-LNG	Long-Term	Egypt	LNG Jurojin	Sabine Pass LNG Terminal	3,317,280	\$ 3.41	
8/5/2017	Sabine Pass Liquefaction, LLC	Sabine Pass Liquefaction, LLC	15-171-LNG	Short-Term	Lithuania	Clean Ocean	Sabine Pass LNG Terminal	3,430,582	\$ 3.97	[S]
8/7/2017	Sabine Pass Liquefaction, LLC	Sabine Pass Liquefaction, LLC	10-85-LNG	Long-Term	South Korea	SK Summit	Sabine Pass LNG Terminal	2,943,953	\$ 3.41	
8/10/2017	Sabine Pass Liquefaction, LLC	Sabine Pass Liquefaction, LLC	10-85-LNG	Long-Term	Jordan	Gaslog Geneva	Sabine Pass LNG Terminal	3,687,706	\$ 3.41	
8/11/2017	Sabine Pass Liquefaction, LLC	Sabine Pass Liquefaction, LLC	10-111-LNG	Long-Term	Spain	Rioja Knutsen	Sabine Pass LNG Terminal	3,711,762	\$ 3.41	
8/13/2017	Sabine Pass Liquefaction, LLC	Sabine Pass Liquefaction, LLC	10-85-LNG	Long-Term	South Korea	Hyundai Princepia	Sabine Pass LNG Terminal	3,681,929	\$ 3.41	
8/16/2017	Sabine Pass Liquefaction, LLC	Sabine Pass Liquefaction, LLC	10-85-LNG	Long-Term	Mexico	Gaslog Glasgow	Sabine Pass LNG Terminal	3,443,913	\$ 3.41	
8/17/2017	Sabine Pass Liquefaction, LLC	Sabine Pass Liquefaction, LLC	15-171-LNG	Short-Term	Portugal	Golar Seal	Sabine Pass LNG Terminal	3,399,428	\$ 4.21	[S]
8/21/2017	Sabine Pass Liquefaction, LLC	Sabine Pass Liquefaction, LLC	10-85-LNG	Long-Term	Jordan	Maran Gas Agamemnon	Sabine Pass LNG Terminal	3,705,738	\$ 3.41	
8/22/2017	Sabine Pass Liquefaction, LLC	Sabine Pass Liquefaction, LLC	10-111-LNG	Long-Term	Italy	Castillo de Santisteban	Sabine Pass LNG Terminal	3,372,374	\$ 3.41	
8/24/2017	Sabine Pass Liquefaction, LLC	Sabine Pass Liquefaction, LLC	10-85-LNG	Long-Term	Mexico	Meridian Spirit	Sabine Pass LNG Terminal	3,416,549	\$ 3.41	
9/8/2017	Sabine Pass Liquefaction, LLC	Sabine Pass Liquefaction, LLC	10-111-LNG	Long-Term	Spain	Rioja Knutsen	Sabine Pass LNG Terminal	3,665,705	\$ 3.41	
9/10/2017	Sabine Pass Liquefaction, LLC	Sabine Pass Liquefaction, LLC	10-111-LNG	Long-Term	China	Methane Jane Elizabeth	Sabine Pass LNG Terminal	3,110,756	\$ 3.41	
9/11/2017	Sabine Pass Liquefaction, LLC	Sabine Pass Liquefaction, LLC	10-85-LNG	Long-Term	South Korea	Hyundai Peacepia	Sabine Pass LNG Terminal	3,695,921	\$ 3.41	
9/11/2017	Sabine Pass Liquefaction, LLC	Sabine Pass Liquefaction, LLC	15-171-LNG	Short-Term	China	Golar Penguin	Sabine Pass LNG Terminal	3,396,714	\$ 4.66	[S]
9/13/2017	Sabine Pass Liquefaction, LLC	Sabine Pass Liquefaction, LLC	10-111-LNG	Long-Term	Turkey	Maran Gas Achilles	Sabine Pass LNG Terminal	3,443,363	\$ 3.41	
9/14/2017	Sabine Pass Liquefaction, LLC	Sabine Pass Liquefaction, LLC	10-111-LNG	Long-Term	Brazil	Ribera del Duero Knutsen	Sabine Pass LNG Terminal	3,363,825	\$ 3.41	
9/15/2017	Sabine Pass Liquefaction, LLC	Sabine Pass Liquefaction, LLC	10-85-LNG	Long-Term	South Korea	Hyundai Oceanpia	Sabine Pass LNG Terminal	2,918,342	\$ 3.41	
9/16/2017	Sabine Pass Liquefaction, LLC	Sabine Pass Liquefaction, LLC	10-111-LNG	Long-Term	Lithuania	Valencia Knutsen	Sabine Pass LNG Terminal	3,413,716	\$ 3.41	
9/17/2017	Sabine Pass Liquefaction, LLC	Sabine Pass Liquefaction, LLC	10-85-LNG	Long-Term	Mexico	Methane Mickie Harper	Sabine Pass LNG Terminal	3,549,302	\$ 3.41	
9/20/2017	Sabine Pass Liquefaction, LLC	Sabine Pass Liquefaction, LLC	10-85-LNG	Long-Term	Dominican Republic	Catalunya Spirit	Sabine Pass LNG Terminal	2,922,206	\$ 3.41	
9/21/2017	Sabine Pass Liquefaction, LLC	Sabine Pass Liquefaction, LLC	10-85-LNG	Long-Term	South Korea	Woodside Rees Withers	Sabine Pass LNG Terminal	3,685,650	\$ 3.41	
9/22/2017	Sabine Pass Liquefaction, LLC	Sabine Pass Liquefaction, LLC	15-171-LNG	Short-Term	South Korea	Magellan Spirit	Sabine Pass LNG Terminal	3,521,036	\$ 5.82	[S] [C]
9/23/2017	Sabine Pass Liquefaction, LLC	Sabine Pass Liquefaction, LLC	10-111-LNG	Long-Term	China	Maran Gas Hector	Sabine Pass LNG Terminal	3,548,635	\$ 3.41	
9/25/2017	Sabine Pass Liquefaction, LLC	Sabine Pass Liquefaction, LLC	15-171-LNG	Short-Term	Mexico	Kita LNG	Sabine Pass LNG Terminal	3,403,944	\$ 4.68	[S]
9/27/2017	Sabine Pass Liquefaction, LLC	Sabine Pass Liquefaction, LLC	10-85-LNG	Long-Term	South Korea	SM Eagle	Sabine Pass LNG Terminal	3,693,462	\$ 3.41	
9/28/2017	Sabine Pass Liquefaction, LLC	Sabine Pass Liquefaction, LLC	10-85-LNG	Long-Term	Mexico	Castillo de Santisteban	Sabine Pass LNG Terminal	3,332,458	\$ 3.41	

VESSEL-BORNE EXPORTS OF DOMESTICALLY-PRODUCED LIQUEFIED NATURAL GAS (LNG)

Table 2a

Date of Departure	Name of Exporter	Supplier	Docket Number	Docket Term	Country of Destination	Name of Tanker	Departure Terminal	Volume (Mcf of Natural Gas)	Price at Export Point \$/MMBtu	Notes
10/1/2017	Sabine Pass Liquefaction, LLC	Sabine Pass Liquefaction, LLC	10-111-LNG	Long-Term	China	Maran Gas Apollonia	Sabine Pass LNG Terminal	3,445,495	\$ 3.41	
10/3/2017	Sabine Pass Liquefaction, LLC	Sabine Pass Liquefaction, LLC	10-85-LNG	Long-Term	South Korea	SM Seahawk	Sabine Pass LNG Terminal	3,710,275	\$ 3.42	
10/4/2017	Sabine Pass Liquefaction, LLC	Sabine Pass Liquefaction, LLC	10-111-LNG	Long-Term	Japan	Torben Spirit	Sabine Pass LNG Terminal	3,362,023	\$ 3.42	
10/5/2017	Sabine Pass Liquefaction, LLC	Sabine Pass Liquefaction, LLC	15-171-LNG	Short-Term	Brazil	Golar Crystal	Sabine Pass LNG Terminal	3,408,781	\$ 4.56	[S]
10/7/2017	Sabine Pass Liquefaction, LLC	Sabine Pass Liquefaction, LLC	10-111-LNG	Long-Term	Brazil	SK Audace	Sabine Pass LNG Terminal	3,557,878	\$ 3.42	
10/8/2017	Sabine Pass Liquefaction, LLC	Sabine Pass Liquefaction, LLC	10-111-LNG	Long-Term	China	SCF Mitre	Sabine Pass LNG Terminal	3,631,095	\$ 3.42	
10/8/2017	Sabine Pass Liquefaction, LLC	Sabine Pass Liquefaction, LLC	10-111-LNG	Long-Term	China	Energy Atlantic	Sabine Pass LNG Terminal	3,391,229	\$ 3.42	
10/10/2017	Sabine Pass Liquefaction, LLC	Sabine Pass Liquefaction, LLC	10-111-LNG	Long-Term	Taiwan	Rioja Knutsen	Sabine Pass LNG Terminal	3,120,592	\$ 3.42	
10/11/2017	Sabine Pass Liquefaction, LLC	Sabine Pass Liquefaction, LLC	15-171-LNG	Short-Term	Mexico	Creole Spirit	Sabine Pass LNG Terminal	3,692,653	\$ 5.75	[S]
10/13/2017	Sabine Pass Liquefaction, LLC	Sabine Pass Liquefaction, LLC	10-85-LNG	Long-Term	South Korea	Hyundai Princepia	Sabine Pass LNG Terminal	3,683,590	\$ 3.42	
10/15/2017	Sabine Pass Liquefaction, LLC	Sabine Pass Liquefaction, LLC	10-111-LNG	Long-Term	China	Methane Mickie Harper	Sabine Pass LNG Terminal	3,537,675	\$ 3.42	
10/18/2017	Sabine Pass Liquefaction, LLC	Sabine Pass Liquefaction, LLC	10-85-LNG	Long-Term	Chile	Valencia Knutsen	Sabine Pass LNG Terminal	3,675,334	\$ 3.42	
10/19/2017	Sabine Pass Liquefaction, LLC	Sabine Pass Liquefaction, LLC	10-111-LNG	Long-Term	China	Maran Gas Achilles	Sabine Pass LNG Terminal	3,595,468	\$ 3.42	
10/20/2017	Sabine Pass Liquefaction, LLC	Sabine Pass Liquefaction, LLC	15-171-LNG	Short-Term	Mexico	Golar Seal	Sabine Pass LNG Terminal	2,993,739	\$ 4.81	[S] [1]
10/21/2017	Sabine Pass Liquefaction, LLC	Sabine Pass Liquefaction, LLC	15-171-LNG	Short-Term	Jordan	Kita LNG	Sabine Pass LNG Terminal	3,372,582	\$ 5.24	[S]
10/23/2017	Sabine Pass Liquefaction, LLC	Sabine Pass Liquefaction, LLC	10-111-LNG	Long-Term	China	Yenisei River	Sabine Pass LNG Terminal	3,291,869	\$ 3.42	
10/24/2017	Sabine Pass Liquefaction, LLC	Sabine Pass Liquefaction, LLC	10-111-LNG	Long-Term	Japan	Ribera del Duero Knutsen	Sabine Pass LNG Terminal	3,362,791	\$ 3.42	
10/25/2017	Sabine Pass Liquefaction, LLC	Sabine Pass Liquefaction, LLC	15-171-LNG	Short-Term	South Korea	Golar Celsius	Sabine Pass LNG Terminal	3,422,112	\$ 5.25	[S]
10/26/2017	Sabine Pass Liquefaction, LLC	Sabine Pass Liquefaction, LLC	10-85-LNG	Long-Term	South Korea	Maran Gas Pericles	Sabine Pass LNG Terminal	3,621,278	\$ 3.42	
10/27/2017	Sabine Pass Liquefaction, LLC	Sabine Pass Liquefaction, LLC	10-111-LNG	Long-Term	Spain	La Mancha Knutsen	Sabine Pass LNG Terminal	2,980,271	\$ 3.42	
10/29/2017	Sabine Pass Liquefaction, LLC	Sabine Pass Liquefaction, LLC	10-111-LNG	Long-Term	China	Castillo de Santisteban	Sabine Pass LNG Terminal	3,694,921	\$ 3.42	
10/30/2017	Sabine Pass Liquefaction, LLC	Sabine Pass Liquefaction, LLC	15-171-LNG	Short-Term	South Korea	Maran Gas Alexandria	Sabine Pass LNG Terminal	3,437,053	\$ 5.15	[S]
10/31/2017	Sabine Pass Liquefaction, LLC	Sabine Pass Liquefaction, LLC	10-85-LNG	Long-Term	South Korea	Stena Clear Sky	Sabine Pass LNG Terminal	3,702,504	\$ 3.42	
11/2/2017	Sabine Pass Liquefaction, LLC	Sabine Pass Liquefaction, LLC	15-171-LNG	Short-Term	Mexico	Clean Ocean	Sabine Pass LNG Terminal	3,454,120	\$ 4.58	[S]
11/4/2017	Sabine Pass Liquefaction, LLC	Sabine Pass Liquefaction, LLC	15-171-LNG	Short-Term	India	Yari LNG	Sabine Pass LNG Terminal	3,414,148	\$ 5.40	[S]
11/5/2017	Sabine Pass Liquefaction, LLC	Sabine Pass Liquefaction, LLC	10-111-LNG	Long-Term	China	Gaslog Glasgow	Sabine Pass LNG Terminal	3,720,956	\$ 3.17	
11/7/2017	Sabine Pass Liquefaction, LLC	Sabine Pass Liquefaction, LLC	10-111-LNG	Long-Term	Spain	Pskov	Sabine Pass LNG Terminal	3,616,671	\$ 3.17	
11/8/2017	Sabine Pass Liquefaction, LLC	Sabine Pass Liquefaction, LLC	10-111-LNG	Long-Term	China	Gaslog Savannah	Sabine Pass LNG Terminal	3,304,251	\$ 6.17	[L]
11/9/2017	Sabine Pass Liquefaction, LLC	Sabine Pass Liquefaction, LLC	15-171-LNG	Short-Term	Turkey	Creole Spirit	Sabine Pass LNG Terminal	3,667,185	\$ 4.44	[S]
11/10/2017	Sabine Pass Liquefaction, LLC	Sabine Pass Liquefaction, LLC	10-111-LNG	Long-Term	Turkey	SK Audace	Sabine Pass LNG Terminal	3,408,354	\$ 3.17	
11/11/2017	Sabine Pass Liquefaction, LLC	Sabine Pass Liquefaction, LLC	10-111-LNG	Long-Term	China	Gaslog Greece	Sabine Pass LNG Terminal	3,389,614	\$ 3.17	
11/12/2017	Sabine Pass Liquefaction, LLC	Sabine Pass Liquefaction, LLC	15-171-LNG	Short-Term	China	Golar Ice	Sabine Pass LNG Terminal	3,424,392	\$ 4.92	[S]
11/14/2017	Sabine Pass Liquefaction, LLC	Sabine Pass Liquefaction, LLC	10-111-LNG	Long-Term	Taiwan	Cadiz Knutsen	Sabine Pass LNG Terminal	2,934,022	\$ 6.17	[L]
11/15/2017	Sabine Pass Liquefaction, LLC	Sabine Pass Liquefaction, LLC	10-85-LNG	Long-Term	South Korea	Valencia Knutsen	Sabine Pass LNG Terminal	3,294,753	\$ 3.17	
11/16/2017	Sabine Pass Liquefaction, LLC	Sabine Pass Liquefaction, LLC	10-85-LNG	Long-Term	Mexico	LNG Finima II	Sabine Pass LNG Terminal	3,716,909	\$ 6.17	[L]
11/18/2017	Sabine Pass Liquefaction, LLC	Sabine Pass Liquefaction, LLC	10-85-LNG	Long-Term	Mexico	Gaslog Gibraltar	Sabine Pass LNG Terminal	3,589,143	\$ 3.17	
11/19/2017	Sabine Pass Liquefaction, LLC	Sabine Pass Liquefaction, LLC	10-85-LNG	Long-Term	South Korea	WilPride	Sabine Pass LNG Terminal	3,329,651	\$ 6.17	[L]
11/20/2017	Sabine Pass Liquefaction, LLC	Sabine Pass Liquefaction, LLC	15-171-LNG	Short-Term	China	Golar Seal	Sabine Pass LNG Terminal	3,412,666	\$ 4.91	[S]
11/22/2017	Sabine Pass Liquefaction, LLC	Sabine Pass Liquefaction, LLC	10-111-LNG	Long-Term	Portugal	La Mancha Knutsen	Sabine Pass LNG Terminal	3,701,856	\$ 3.17	
11/23/2017	Sabine Pass Liquefaction, LLC	Sabine Pass Liquefaction, LLC	10-85-LNG	Long-Term	South Korea	Clean Horizon	Sabine Pass LNG Terminal	3,433,573	\$ 6.17	[L]
11/25/2017	Sabine Pass Liquefaction, LLC	Sabine Pass Liquefaction, LLC	10-111-LNG	Long-Term	India	SCF Melampus	Sabine Pass LNG Terminal	3,643,288	\$ 3.17	
11/26/2017	Sabine Pass Liquefaction, LLC	Sabine Pass Liquefaction, LLC	10-85-LNG	Long-Term	South Korea	SM Eagle	Sabine Pass LNG Terminal	3,690,014	\$ 3.17	
11/27/2017	Sabine Pass Liquefaction, LLC	Sabine Pass Liquefaction, LLC	15-171-LNG	Short-Term	China	Hoegh Giant	Sabine Pass LNG Terminal	3,619,306	\$ 4.37	[S]
11/28/2017	Sabine Pass Liquefaction, LLC	Sabine Pass Liquefaction, LLC	10-85-LNG	Long-Term	South Korea	Woodside Rees Withers	Sabine Pass LNG Terminal	3,687,916	\$ 3.17	
11/29/2017	Sabine Pass Liquefaction, LLC	Sabine Pass Liquefaction, LLC	10-85-LNG	Long-Term	Dominican Republic	Gaselys	Sabine Pass LNG Terminal	2,834,722	\$ 3.17	
11/30/2017	Sabine Pass Liquefaction, LLC	Sabine Pass Liquefaction, LLC	15-171-LNG	Short-Term	South Korea	Stena Crystal Sky	Sabine Pass LNG Terminal	3,705,124	\$ 4.86	[S]

Office of Fossil Energy
 Office of Oil & Natural Gas
 Office of Regulation and International Engagement
 Division of Natural Gas Regulation
 Phone: 202-586-7991
 Email: ngreports@hq.doe.gov



VESSEL-BORNE EXPORTS OF DOMESTICALLY-PRODUCED LIQUEFIED NATURAL GAS (LNG)

Table 2a

Date of Departure	Name of Exporter	Supplier	Docket Number	Docket Term	Country of Destination	Name of Tanker	Departure Terminal	Volume (Mcf of Natural Gas)	Price at Export Point \$/MMBtu	Notes
12/2/2017	Sabine Pass Liquefaction, LLC	Sabine Pass Liquefaction, LLC	10-111-LNG	Long-Term	China	Lena River	Sabine Pass LNG Terminal	3,297,227	\$ 3.54	
12/3/2017	Sabine Pass Liquefaction, LLC	Sabine Pass Liquefaction, LLC	10-85-LNG	Long-Term	South Korea	K. Jasmine	Sabine Pass LNG Terminal	3,087,309	\$ 3.54	
12/5/2017	Sabine Pass Liquefaction, LLC	Sabine Pass Liquefaction, LLC	15-171-LNG	Short-Term	Spain	Clean Ocean	Sabine Pass LNG Terminal	3,369,954	\$ 5.51	[S]
12/6/2017	Sabine Pass Liquefaction, LLC	Sabine Pass Liquefaction, LLC	10-111-LNG	Long-Term	Japan	Kita LNG	Sabine Pass LNG Terminal	3,192,350	\$ 6.54	[L]
12/6/2017	Sabine Pass Liquefaction, LLC	Sabine Pass Liquefaction, LLC	10-85-LNG	Long-Term	South Korea	Esshu Maru	Sabine Pass LNG Terminal	3,172,483	\$ 3.54	
12/8/2017	Sabine Pass Liquefaction, LLC	Sabine Pass Liquefaction, LLC	10-85-LNG	Long-Term	Jordan	Maran Gas Ulysses	Sabine Pass LNG Terminal	3,715,378	\$ 3.54	
12/10/2017	Sabine Pass Liquefaction, LLC	Sabine Pass Liquefaction, LLC	10-85-LNG	Long-Term	South Korea	Hyundai Princepia	Sabine Pass LNG Terminal	3,705,078	\$ 3.54	
12/11/2017	Sabine Pass Liquefaction, LLC	Sabine Pass Liquefaction, LLC	10-111-LNG	Long-Term	Japan	Torben Spirit	Sabine Pass LNG Terminal	3,339,395	\$ 3.54	
12/12/2017	Sabine Pass Liquefaction, LLC	Sabine Pass Liquefaction, LLC	15-171-LNG	Short-Term	China	Golar Penguin	Sabine Pass LNG Terminal	3,403,692	\$ 5.48	[S]
12/13/2017	Sabine Pass Liquefaction, LLC	Sabine Pass Liquefaction, LLC	10-111-LNG	Long-Term	Japan	Woodside Chaney	Sabine Pass LNG Terminal	3,693,568	\$ 6.54	[L]
12/14/2017	Sabine Pass Liquefaction, LLC	Sabine Pass Liquefaction, LLC	10-111-LNG	Long-Term	Turkey	SK Audace	Sabine Pass LNG Terminal	3,412,668	\$ 3.54	
12/16/2017	Sabine Pass Liquefaction, LLC	Sabine Pass Liquefaction, LLC	10-111-LNG	Long-Term	China	Maran Gas Efessos	Sabine Pass LNG Terminal	3,404,384	\$ 3.54	
12/17/2017	Sabine Pass Liquefaction, LLC	Sabine Pass Liquefaction, LLC	10-85-LNG	Long-Term	Chile	La Mancha Knutsen	Sabine Pass LNG Terminal	3,362,297	\$ 3.54	
12/20/2017	Sabine Pass Liquefaction, LLC	Sabine Pass Liquefaction, LLC	10-111-LNG	Long-Term	India	Golar Snow	Sabine Pass LNG Terminal	3,427,012	\$ 6.54	[L]
12/20/2017	Sabine Pass Liquefaction, LLC	Sabine Pass Liquefaction, LLC	10-85-LNG	Long-Term	Jordan	Maran Gas Posidonia	Sabine Pass LNG Terminal	3,419,690	\$ 3.54	
12/22/2017	Sabine Pass Liquefaction, LLC	Sabine Pass Liquefaction, LLC	10-111-LNG	Long-Term	China	Clean Vision	Sabine Pass LNG Terminal	3,458,978	\$ 6.54	[L]
12/22/2017	Sabine Pass Liquefaction, LLC	Sabine Pass Liquefaction, LLC	10-85-LNG	Long-Term	South Korea	Magellan Spirit	Sabine Pass LNG Terminal	3,448,128	\$ 6.54	[L]
12/23/2017	Sabine Pass Liquefaction, LLC	Sabine Pass Liquefaction, LLC	10-85-LNG	Long-Term	Mexico	Gaslog Gibraltar	Sabine Pass LNG Terminal	3,635,398	\$ 3.54	
12/24/2017	Sabine Pass Liquefaction, LLC	Sabine Pass Liquefaction, LLC	10-85-LNG	Long-Term	South Korea	SM Seahawk	Sabine Pass LNG Terminal	3,706,747	\$ 3.54	
12/25/2017	Sabine Pass Liquefaction, LLC	Sabine Pass Liquefaction, LLC	10-111-LNG	Long-Term	China	Trinity Glory	Sabine Pass LNG Terminal	3,273,415	\$ 3.54	
12/26/2017	Sabine Pass Liquefaction, LLC	Sabine Pass Liquefaction, LLC	10-111-LNG	Long-Term	China	Gaslog Chelsea	Sabine Pass LNG Terminal	3,277,372	\$ 6.54	[L]
12/27/2017	Sabine Pass Liquefaction, LLC	Sabine Pass Liquefaction, LLC	15-171-LNG	Short-Term	Japan	Creole Spirit	Sabine Pass LNG Terminal	3,668,152	\$ 5.88	[S]
12/28/2017	Sabine Pass Liquefaction, LLC	Sabine Pass Liquefaction, LLC	10-85-LNG	Long-Term	South Korea	Hyundai Peacepia	Sabine Pass LNG Terminal	3,690,054	\$ 3.54	
12/30/2017	Sabine Pass Liquefaction, LLC	Sabine Pass Liquefaction, LLC	10-111-LNG	Long-Term	China	Ribera del Duero Knutsen	Sabine Pass LNG Terminal	3,318,049	\$ 3.54	
TOTAL Exports of LNG								706,303,241		

Office of Fossil Energy
Office of Oil & Natural Gas
Office of Regulation and International Engagement
Division of Natural Gas Regulation
Phone: 202-586-7991
Email: ngreports@hq.doe.gov



**VESSEL-BORNE EXPORTS OF DOMESTICALLY-PRODUCED LIQUEFIED NATURAL GAS (LNG)
SHIPPED BY ISO CONTAINER**

Table 2b

Date of Departure	Name of Exporter	Supplier	Docket Number	Country of Destination	Name of Ocean Going Vessel	ISO Container Loading Facility & Location	U.S. Export Port or Terminal	Volume (Mcf of Natural Gas)	Price at Export Point \$/MMBtu	Notes
1/6/2017	American LNG Marketing, LLC	Peninsula Energy Services Co	14-209-LNG	Barbados	Regula	Hialeah, FL	Seaboard Marine - Miami, FL	4,458	\$ 10.00	
1/13/2017	American LNG Marketing, LLC	Peninsula Energy Services Co	14-209-LNG	Barbados	Sandwig	Hialeah, FL	Seaboard Marine - Miami, FL	4,458	\$ 10.00	
1/20/2017	American LNG Marketing, LLC	Peninsula Energy Services Co	14-209-LNG	Barbados	Stoer Trader	Hialeah, FL	Seaboard Marine - Miami, FL	5,944	\$ 10.00	
1/26/2017	American LNG Marketing, LLC	Peninsula Energy Services Co	14-209-LNG	Barbados	Hamburg Trader	Hialeah, FL	Seaboard Marine - Miami, FL	6,687	\$ 10.00	
2/2/2017	American LNG Marketing, LLC	Peninsula Energy Services Co	14-209-LNG	Barbados	Boston Trader	Hialeah, FL	King Ocean Services - Fort Lauderdale, FL	2,544	\$ 10.00	
2/9/2017	American LNG Marketing, LLC	Peninsula Energy Services Co	14-209-LNG	Barbados	Hohebank	Hialeah, FL	King Ocean Services - Fort Lauderdale, FL	5,088	\$ 10.00	
2/16/2017	American LNG Marketing, LLC	Peninsula Energy Services Co	14-209-LNG	Barbados	Lena River	Hialeah, FL	King Ocean Services - Fort Lauderdale, FL	3,816	\$ 10.00	
2/23/2017	American LNG Marketing, LLC	Peninsula Energy Services Co	14-209-LNG	Barbados	Vega Luna	Hialeah, FL	King Ocean Services - Fort Lauderdale, FL	3,816	\$ 10.00	
3/2/2017	American LNG Marketing, LLC	Peninsula Energy Services Co	14-209-LNG	Barbados	Boston Trader	Hialeah, FL	King Ocean Services - Fort Lauderdale, FL	3,816	\$ 10.00	
3/9/2017	American LNG Marketing, LLC	Peninsula Energy Services Co	14-209-LNG	Barbados	Hohebank	Hialeah, FL	King Ocean Services - Fort Lauderdale, FL	5,088	\$ 10.00	
3/16/2017	American LNG Marketing, LLC	Peninsula Energy Services Co	14-209-LNG	Barbados	Lena River	Hialeah, FL	King Ocean Services - Fort Lauderdale, FL	3,816	\$ 10.00	
3/23/2017	American LNG Marketing, LLC	Peninsula Energy Services Co	14-209-LNG	Barbados	Vega Luna	Hialeah, FL	King Ocean Services - Fort Lauderdale, FL	3,816	\$ 10.00	
3/30/2017	American LNG Marketing, LLC	Peninsula Energy Services Co	14-209-LNG	Barbados	Boston Trader	Hialeah, FL	King Ocean Services - Fort Lauderdale, FL	3,816	\$ 10.00	
4/6/2017	American LNG Marketing, LLC	Peninsula Energy Services Co	14-209-LNG	Barbados	Hohebank	Hialeah, FL	King Ocean Services - Fort Lauderdale, FL	3,816	\$ 10.00	
4/13/2017	American LNG Marketing, LLC	Peninsula Energy Services Co	14-209-LNG	Barbados	Lena River	Hialeah, FL	King Ocean Services - Fort Lauderdale, FL	3,816	\$ 10.00	
4/20/2017	American LNG Marketing, LLC	Peninsula Energy Services Co	14-209-LNG	Barbados	Vega Luna	Hialeah, FL	King Ocean Services - Fort Lauderdale, FL	3,816	\$ 10.00	
4/27/2017	American LNG Marketing, LLC	Peninsula Energy Services Co	14-209-LNG	Barbados	Boston Trader	Hialeah, FL	King Ocean Services - Fort Lauderdale, FL	3,816	\$ 10.00	
5/4/2017	American LNG Marketing, LLC	Peninsula Energy Services Co	14-209-LNG	Barbados	Hohebank	Hialeah, FL	King Ocean Services - Fort Lauderdale, FL	3,816	\$ 10.00	
5/11/2017	American LNG Marketing, LLC	Peninsula Energy Services Co	14-209-LNG	Barbados	Boston Trader	Hialeah, FL	King Ocean Services - Fort Lauderdale, FL	3,816	\$ 10.00	
5/18/2017	American LNG Marketing, LLC	Peninsula Energy Services Co	14-209-LNG	Barbados	Vega Luna	Hialeah, FL	King Ocean Services - Fort Lauderdale, FL	3,816	\$ 10.00	
5/25/2017	American LNG Marketing, LLC	Peninsula Energy Services Co	14-209-LNG	Barbados	Lena River	Hialeah, FL	King Ocean Services - Fort Lauderdale, FL	3,816	\$ 10.00	
6/1/2017	American LNG Marketing, LLC	Peninsula Energy Services Co	14-209-LNG	Barbados	Hohebank	Hialeah, FL	King Ocean Services - Fort Lauderdale, FL	3,816	\$ 10.00	
6/8/2017	American LNG Marketing, LLC	Peninsula Energy Services Co	14-209-LNG	Barbados	Boston Trader	Hialeah, FL	King Ocean Services - Fort Lauderdale, FL	3,816	\$ 10.00	
6/15/2017	American LNG Marketing, LLC	Peninsula Energy Services Co	14-209-LNG	Barbados	Vega Luna	Hialeah, FL	King Ocean Services - Fort Lauderdale, FL	3,816	\$ 10.00	
6/22/2017	American LNG Marketing, LLC	Peninsula Energy Services Co	14-209-LNG	Barbados	Lena River	Hialeah, FL	King Ocean Services - Fort Lauderdale, FL	2,544	\$ 10.00	
6/29/2017	American LNG Marketing, LLC	Peninsula Energy Services Co	14-209-LNG	Barbados	Hohebank	Hialeah, FL	King Ocean Services - Fort Lauderdale, FL	1,908	\$ 10.00	
7/6/2017	American LNG Marketing, LLC	Peninsula Energy Services Co	14-209-LNG	Barbados	Boston Trader	Hialeah, FL	King Ocean Services - Fort Lauderdale, FL	1,908	\$ 10.00	
7/13/2017	American LNG Marketing, LLC	Peninsula Energy Services Co	14-209-LNG	Barbados	Vega Luna	Hialeah, FL	King Ocean Services - Fort Lauderdale, FL	3,180	\$ 10.00	
7/20/2017	American LNG Marketing, LLC	Peninsula Energy Services Co	14-209-LNG	Barbados	Lena River	Hialeah, FL	King Ocean Services - Fort Lauderdale, FL	1,908	\$ 10.00	
7/27/2017	American LNG Marketing, LLC	Peninsula Energy Services Co	14-209-LNG	Barbados	Hohebank	Hialeah, FL	King Ocean Services - Fort Lauderdale, FL	2,544	\$ 10.00	
8/3/2017	American LNG Marketing, LLC	Peninsula Energy Services Co	14-209-LNG	Barbados	Boston Trader	Hialeah, FL	King Ocean Services - Fort Lauderdale, FL	2,544	\$ 10.00	
8/10/2017	American LNG Marketing, LLC	Peninsula Energy Services Co	14-209-LNG	Barbados	Vega Luna	Hialeah, FL	King Ocean Services - Fort Lauderdale, FL	3,392	\$ 10.00	
8/17/2017	American LNG Marketing, LLC	Peninsula Energy Services Co	14-209-LNG	Barbados	Vega Sagittarius	Hialeah, FL	King Ocean Services - Fort Lauderdale, FL	3,392	\$ 10.00	
8/24/2017	American LNG Marketing, LLC	Peninsula Energy Services Co	14-209-LNG	Barbados	Hohebank	Hialeah, FL	King Ocean Services - Fort Lauderdale, FL	3,392	\$ 10.00	
8/31/2017	American LNG Marketing, LLC	Peninsula Energy Services Co	14-209-LNG	Barbados	Hoheriff	Hialeah, FL	King Ocean Services - Fort Lauderdale, FL	3,392	\$ 10.00	
9/7/2017	American LNG Marketing, LLC	Peninsula Energy Services Co	14-209-LNG	Barbados	Vega Luna	Hialeah, FL	King Ocean Services - Fort Lauderdale, FL	3,392	\$ 10.00	
9/14/2017	American LNG Marketing, LLC	Peninsula Energy Services Co	14-209-LNG	Barbados	Vega Sagittarius	Hialeah, FL	King Ocean Services - Fort Lauderdale, FL	3,392	\$ 10.00	
9/21/2017	American LNG Marketing, LLC	Peninsula Energy Services Co	14-209-LNG	Barbados	Hohebank	Hialeah, FL	King Ocean Services - Fort Lauderdale, FL	3,392	\$ 10.00	
9/28/2017	American LNG Marketing, LLC	Peninsula Energy Services Co	14-209-LNG	Barbados	Hoheriff	Hialeah, FL	King Ocean Services - Fort Lauderdale, FL	4,240	\$ 10.00	
10/5/2017	American LNG Marketing, LLC	Peninsula Energy Services Co	14-209-LNG	Barbados	Vega Luna	Hialeah, FL	King Ocean Services - Fort Lauderdale, FL	4,240	\$ 10.00	
10/12/2017	American LNG Marketing, LLC	Peninsula Energy Services Co	14-209-LNG	Barbados	Vega Sagittarius	Hialeah, FL	King Ocean Services - Fort Lauderdale, FL	4,240	\$ 10.00	
10/19/2017	American LNG Marketing, LLC	Peninsula Energy Services Co	14-209-LNG	Barbados	Vega Luna	Hialeah, FL	King Ocean Services - Fort Lauderdale, FL	4,240	\$ 10.00	
10/26/2017	American LNG Marketing, LLC	Peninsula Energy Services Co	14-209-LNG	Barbados	Hoheriff	Hialeah, FL	King Ocean Services - Fort Lauderdale, FL	4,240	\$ 10.00	
11/2/2017	American LNG Marketing, LLC	Peninsula Energy Services Co	14-209-LNG	Barbados	Vega Luna	Hialeah, FL	King Ocean Services - Fort Lauderdale, FL	4,240	\$ 10.00	
11/9/2017	American LNG Marketing, LLC	Peninsula Energy Services Co	14-209-LNG	Barbados	Vega Sagittarius	Hialeah, FL	King Ocean Services - Fort Lauderdale, FL	4,240	\$ 10.00	
11/15/2017	American LNG Marketing, LLC	Peninsula Energy Services Co	14-209-LNG	Barbados	Vega Luna	Hialeah, FL	King Ocean Services - Fort Lauderdale, FL	4,240	\$ 10.00	
11/23/2017	American LNG Marketing, LLC	Peninsula Energy Services Co	14-209-LNG	Barbados	Hoheriff	Hialeah, FL	King Ocean Services - Fort Lauderdale, FL	4,240	\$ 10.00	
11/30/2017	American LNG Marketing, LLC	Peninsula Energy Services Co	14-209-LNG	Barbados	Vega Luna	Hialeah, FL	King Ocean Services - Fort Lauderdale, FL	3,392	\$ 10.00	
12/7/2017	American LNG Marketing, LLC	Peninsula Energy Services Co	14-209-LNG	Barbados	Vega Sagittarius	Hialeah, FL	King Ocean Services - Fort Lauderdale, FL	3,392	\$ 10.00	
12/13/2017	American LNG Marketing, LLC	Peninsula Energy Services Co	14-209-LNG	Bahamas	Allegro	Hialeah, FL	Mediterranean Shipping Company, Doral, FL	1,696	\$ 10.00	
12/14/2017	American LNG Marketing, LLC	Peninsula Energy Services Co	14-209-LNG	Barbados	Vega Luna	Hialeah, FL	King Ocean Services - Fort Lauderdale, FL	3,392	\$ 10.00	
12/21/2017	American LNG Marketing, LLC	Peninsula Energy Services Co	14-209-LNG	Barbados	Vega Sagittarius	Hialeah, FL	King Ocean Services - Fort Lauderdale, FL	5,936	\$ 10.00	
12/28/2017	American LNG Marketing, LLC	Peninsula Energy Services Co	14-209-LNG	Barbados	Vega Luna	Hialeah, FL	King Ocean Services - Fort Lauderdale, FL	5,936	\$ 10.00	
TOTAL Exports of LNG (ISO)								201,323		

[S] Spot - a one-time transaction for near-term delivery of a specific quantity of LNG at a specific location. Prior to 2006, spot cargos could be included in either long-term or short-term authorization types.

[*] Split cargo - a single shipment of LNG where portions of the cargo have different transactional characteristics. For instance, a single cargo can have more than one buyer, supplier, price, unloading port, loading port, or DOE authorization.

ISO container - LNG delivered into approved ISO LNG containers (truck or rail-mounted), then loaded onto container ships or roll-on / roll-off ocean-going carriers for transport.

Office of Fossil Energy
 Office of Oil & Natural Gas
 Office of Regulation and International Engagement
 Division of Natural Gas Regulation
 Phone: 202-586-7991
 Email: ngreports@hq.doe.gov



VESSEL-BORNE RE-EXPORTS OF LIQUEFIED NATURAL GAS (LNG)

Table 2c

Date of Departure	Authorization Holder	Supplier(s)	Exporter	Purchaser	Docket Number	Country of Destination	Name of Tanker	Departure Terminal	Volume (Mcf of Natural Gas)	Price at Export Point Price \$/MMBtu	Notes
10/20/2017	Cheniere Marketing, LLC	Sabine Pass Liquefaction, LLC	Cheniere Marketing, LLC	Cheniere Marketing International, LLP	16-29-LNG	Mexico	Golar Seal	Sabine Pass LNG Terminal	422,012	4.81	[S] [*]
TOTAL Re-Exports of LNG									422,012		

[S] Spot - a one-time transaction for near-term delivery of a specific quantity of LNG at a specific location. Prior to 2006, spot cargos could be included in either long-term or short-term authorization types.

[*] Split cargo - a single shipment of LNG where portions of the cargo have different transactional characteristics. For instance, a single cargo can have more than one buyer, supplier, price, unloading port, loading port, or DOE authorization.

[C] Commissioning cargo - pre-commercial cargo loaded while export facility operations are still undergoing final testing and inspection. Commissioning cargos may occur multiple times for the same facility as individual LNG trains enter service.

LNG Imports by Country of Origin

(Bcf of Natural Gas)

Table 2d

2017	Jan	Feb	March	April	May	June	July	Aug	Sept	Oct	Nov	Dec	TOTAL
Egypt	-	-	-	-	-	-	-	-	-	-	-	-	0.0
Nigeria	2.8	-	-	-	-	-	-	-	-	-	-	3.2	6.0
Norway	-	-	-	-	-	-	-	-	-	-	-	-	0.0
Qatar	-	-	-	-	-	-	-	-	-	-	-	-	0.0
Trinidad	10.2	8.5	4.9	5.0	5.3	5.4	5.0	7.6	2.6	2.3	6.2	7.6	70.6
Yemen	-	-	-	-	-	-	-	-	-	-	-	-	0.0
TOTAL Imports of LNG	12.9	8.5	4.9	5.0	5.3	5.4	5.0	7.6	2.6	2.3	6.2	10.9	76.6

LNG Imports by Receiving Terminal

(Bcf of Natural Gas)

Table 2d(i)

2017	Jan	Feb	March	April	May	June	July	Aug	Sept	Oct	Nov	Dec	TOTAL
Cameron, LA	-	-	-	-	-	-	-	-	-	-	-	-	0.0
Cove Point, MD	2.8	-	-	-	-	-	-	-	-	-	-	3.2	6.0
Elba Island, GA	2.9	-	-	-	-	-	-	-	-	-	3.6	-	6.5
Everett, MA	7.3	8.5	4.9	5.0	5.3	5.4	5.0	7.6	2.6	2.3	2.6	7.6	64.1
Freeport, TX	-	-	-	-	-	-	-	-	-	-	-	-	0.0
Golden Pass, TX	-	-	-	-	-	-	-	-	-	-	-	-	0.0
Gulf LNG, MS	-	-	-	-	-	-	-	-	-	-	-	-	0.0
Lake Charles, LA	-	-	-	-	-	-	-	-	-	-	-	-	0.0
Neptune Deepwater Port	-	-	-	-	-	-	-	-	-	-	-	-	0.0
Northeast Gateway Energy Bridge	-	-	-	-	-	-	-	-	-	-	-	-	0.0
Sabine Pass, LA	-	-	-	-	-	-	-	-	-	-	-	-	0.0
TOTAL Imports of LNG	12.9	8.5	4.9	5.0	5.3	5.4	5.0	7.6	2.6	2.3	6.2	10.9	76.6

LNG Imports by Company

(Bcf of Natural Gas)

Table 2d(ii)

2017	Jan	Feb	March	April	May	June	July	Aug	Sept	Oct	Nov	Dec	TOTAL
BG LNG	2.9	-	-	-	-	-	-	-	-	-	3.6	-	6.5
BP Energy	-	-	-	-	-	-	-	-	-	-	-	-	0.0
Cheniere Marketing LLC	-	-	-	-	-	-	-	-	-	-	-	-	0.0
ConocoPhillips	-	-	-	-	-	-	-	-	-	-	-	-	0.0
Engie Gas & LNG LLC	7.3	8.5	4.9	5.0	5.3	5.4	5.0	7.6	2.6	2.3	2.6	7.6	64.1
Excelebrate Energy Gas Marketing L.P.	-	-	-	-	-	-	-	-	-	-	-	-	0.0
Sempra LNG Marketing	-	-	-	-	-	-	-	-	-	-	-	-	0.0
Shell NA LNG LLC	2.8	-	-	-	-	-	-	-	-	-	-	3.2	6.0
Statoil Natural Gas	-	-	-	-	-	-	-	-	-	-	-	-	0.0
Total Gas & Power	-	-	-	-	-	-	-	-	-	-	-	-	0.0
Total Imports of LNG	12.9	8.5	4.9	5.0	5.3	5.4	5.0	7.6	2.6	2.3	6.2	10.9	76.6

SHORT-TERM VESSEL-BORNE IMPORTS OF LIQUEFIED NATURAL GAS

Table 2e(i)

Discharge Month	Date of Arrival	Name of Importer	Seller	Docket Number	Country of Origin	Name of Tanker	Receiving Terminal	Volume (Mcf of Natural Gas)	Landed Price (\$/MMBtu)	Notes
January	1/1/2017	Shell NA LNG LLC	Shell International Trading Middle East Limited	16-10-LNG	Nigeria	Madrid Spirit	Cove Point	2,753,327	\$ 5.60	[S]
January	1/31/2017	BG LNG Services, LLC	Shell LNG Trinidad & Tobago	16-01-LNG	Trinidad	Sestao Knutsen	Elba Island	2,868,361	\$ 3.93	[S]
December	12/14/2017	Shell NA LNG LLC	Shell International Trading Middle East Limited	16-10-LNG	Nigeria	Maran Gas Delphi	Cove Point	3,238,856	\$ 6.84	[S]
TOTAL Short-Term Imports of LNG								8,860,544		

[S] Spot - a one-time transaction for near-term delivery of a specific quantity of LNG at a specific location. Prior to 2006, spot cargos could be included in either long-term or short-term authorization types.
[*] Split cargo - a single shipment of LNG where portions of the cargo have different transactional characteristics. For instance, a single cargo can have more than one buyer, supplier, price, unloading port, loading port, or DOE authorization.

LONG-TERM VESSEL-BORNE IMPORTS OF LIQUEFIED NATURAL GAS

Table 2e(ii)

Discharge Month	Date of Arrival	Name of Importer	Seller	Docket Number	Country of Origin	Name of Tanker	Receiving Terminal	Volume (Mcf of Natural Gas)	Landed Price (\$/MMBtu)	Notes
January	1/2/2017	Engie Gas & LNG LLC	Atlantic LNG Company	95-100-LNG	Trinidad	Gaselys	Everett, MA	263,972	\$ 7.22	[*]
January	1/2/2017	Engie Gas & LNG LLC	Atlantic LNG 2/3 Company	95-100-LNG	Trinidad	Gaselys	Everett, MA	2,072,650	\$ 6.03	[*]
January	1/10/2017	Engie Gas & LNG LLC	Atlantic LNG Company	95-100-LNG	Trinidad	BW GDF Suez Everett	Everett, MA	2,372,048	\$ 5.97	
January	1/21/2017	Engie Gas & LNG LLC	Atlantic LNG Company	95-100-LNG	Trinidad	Gaselys	Everett, MA	213,285	\$ 6.00	[*]
January	1/21/2017	Engie Gas & LNG LLC	Atlantic LNG 2/3 Company	95-100-LNG	Trinidad	Gaselys	Everett, MA	2,392,997	\$ 5.02	[*]
February	2/2/2017	Engie Gas & LNG LLC	Atlantic LNG Company	95-100-LNG	Trinidad	BW GDF Suez Everett	Everett, MA	2,344,644	\$ 5.99	
February	2/9/2017	Engie Gas & LNG LLC	Atlantic LNG Company	95-100-LNG	Trinidad	BW GDF Suez Boston	Everett, MA	2,142,800	\$ 6.05	
February	2/16/2017	Engie Gas & LNG LLC	Atlantic LNG Company	95-100-LNG	Trinidad	BW GDF Suez Everett	Everett, MA	1,233,684	\$ 6.67	[*] [E-P]
February	2/28/2017	Engie Gas & LNG LLC	Atlantic LNG Company	95-100-LNG	Trinidad	BW GDF Suez Boston	Everett, MA	725,018	\$ 6.73	[*]
February	2/28/2017	Engie Gas & LNG LLC	Atlantic LNG 2/3 Company	95-100-LNG	Trinidad	BW GDF Suez Boston	Everett, MA	2,022,336	\$ 5.60	[*]
March	3/7/2017	Engie Gas & LNG LLC	Atlantic LNG Company	95-100-LNG	Trinidad	BW GDF Suez Everett	Everett, MA	1,383,160	\$ 6.52	
March	3/18/2017	Engie Gas & LNG LLC	Atlantic LNG Company	95-100-LNG	Trinidad	BW GDF Suez Boston	Everett, MA	608,122	\$ 3.36	
March	3/23/2017	Engie Gas & LNG LLC	Atlantic LNG Company	95-100-LNG	Trinidad	BW GDF Suez Everett	Everett, MA	2,879,104	\$ 3.15	
April	4/11/2017	Engie Gas & LNG LLC	Atlantic LNG Company	95-100-LNG	Trinidad	BW GDF Suez Everett	Everett, MA	2,491,813	\$ 3.40	[*]
April	4/11/2017	Engie Gas & LNG LLC	Atlantic LNG 2/3 Company	95-100-LNG	Trinidad	BW GDF Suez Everett	Everett, MA	88,218	\$ 2.89	[*]
April	4/25/2017	Engie Gas & LNG LLC	Atlantic LNG Company	95-100-LNG	Trinidad	BW GDF Suez Boston	Everett, MA	2,404,481	\$ 3.40	
May	5/5/2017	Engie Gas & LNG LLC	Atlantic LNG Company	95-100-LNG	Trinidad	BW GDF Suez Everett	Everett, MA	855,681	\$ 3.62	[*]
May	5/5/2017	Engie Gas & LNG LLC	Atlantic LNG 2/3 Company	95-100-LNG	Trinidad	BW GDF Suez Everett	Everett, MA	424,763	\$ 3.08	[*]
May	5/11/2017	Engie Gas & LNG LLC	Atlantic LNG Company	95-100-LNG	Trinidad	BW GDF Suez Boston	Everett, MA	1,311,387	\$ 3.57	
May	5/24/2017	Engie Gas & LNG LLC	Atlantic LNG Company	95-100-LNG	Trinidad	BW GDF Suez Everett	Everett, MA	2,637,441	\$ 3.44	[*]
May	5/24/2017	Engie Gas & LNG LLC	Atlantic LNG 2/3 Company	95-100-LNG	Trinidad	BW GDF Suez Everett	Everett, MA	45,263	\$ 2.92	[*]
June	6/9/2017	Engie Gas & LNG LLC	Atlantic LNG Company	95-100-LNG	Trinidad	BW GDF Suez Boston	Everett, MA	589,144	\$ 3.47	[*]
June	6/9/2017	Engie Gas & LNG LLC	Atlantic LNG 2/3 Company	95-100-LNG	Trinidad	BW GDF Suez Boston	Everett, MA	2,113,307	\$ 2.95	[*]
June	6/22/2017	Engie Gas & LNG LLC	Atlantic LNG Company	95-100-LNG	Trinidad	BW GDF Suez Everett	Everett, MA	2,722,636	\$ 3.35	
July	7/8/2017	Engie Gas & LNG LLC	Atlantic LNG Company	95-100-LNG	Trinidad	Cape Ann	Everett, MA	2,465,827	\$ 3.21	
July	7/18/2017	Engie Gas & LNG LLC	Atlantic LNG 2/3 Company	95-100-LNG	Trinidad	BW GDF Suez Everett	Everett, MA	45,205	\$ 2.44	[*]
July	7/18/2017	Engie Gas & LNG LLC	Atlantic LNG Company	95-100-LNG	Trinidad	BW GDF Suez Everett	Everett, MA	2,463,293	\$ 2.90	[*]
August	8/1/2017	Engie Gas & LNG LLC	Atlantic LNG Company	95-100-LNG	Trinidad	Cape Ann	Everett, MA	2,109,129	\$ 3.12	[*]
August	8/1/2017	Engie Gas & LNG LLC	Atlantic LNG 2/3 Company	95-100-LNG	Trinidad	Cape Ann	Everett, MA	44,446	\$ 2.65	[*]
August	8/11/2017	Engie Gas & LNG LLC	Atlantic LNG Company	95-100-LNG	Trinidad	BW GDF Suez Everett	Everett, MA	2,813,565	\$ 2.98	[*]
August	8/11/2017	Engie Gas & LNG LLC	Atlantic LNG 2/3 Company	95-100-LNG	Trinidad	BW GDF Suez Everett	Everett, MA	45,085	\$ 2.53	[*]
August	8/24/2017	Engie Gas & LNG LLC	Atlantic LNG Company	95-100-LNG	Trinidad	BW GDF Suez Boston	Everett, MA	2,579,927	\$ 3.04	[*]
August	8/24/2017	Engie Gas & LNG LLC	Atlantic LNG 2/3 Company	95-100-LNG	Trinidad	BW GDF Suez Boston	Everett, MA	44,042	\$ 2.59	[*]
September	9/12/2017	Engie Gas & LNG LLC	Atlantic LNG Company	95-100-LNG	Trinidad	BW GDF Suez Everett	Everett, MA	2,422,005	\$ 3.57	[*]
September	9/12/2017	Engie Gas & LNG LLC	Atlantic LNG 2/3 Company	95-100-LNG	Trinidad	BW GDF Suez Everett	Everett, MA	44,663	\$ 3.12	[*]
October	10/14/2017	Engie Gas & LNG LLC	Atlantic LNG Company	95-100-LNG	Trinidad	BW GDF Suez Boston	Everett, MA	2,293,397	\$ 4.01	[*]
October	10/14/2017	Engie Gas & LNG LLC	Atlantic LNG 2/3 Company	95-100-LNG	Trinidad	BW GDF Suez Boston	Everett, MA	43,346	\$ 3.45	[*]
November	11/14/2017	Engie Gas & LNG LLC	Atlantic LNG Company	95-100-LNG	Trinidad	Provalys	Everett, MA	2,466,373	\$ 4.47	[*]
November	11/14/2017	Engie Gas & LNG LLC	Atlantic LNG 2/3 Company	95-100-LNG	Trinidad	Provalys	Everett, MA	100,714	\$ 3.88	[*]
November	11/18/2017	BG LNG Services, LLC	Shell LNG Trinidad & Tobago	06-04-LNG	Trinidad	Methane Alison Victoria	Elba Island, GA	3,646,083	\$ 2.49	
December	12/8/2017	Engie Gas & LNG LLC	Atlantic LNG Company	95-100-LNG	Trinidad	BW GDF Suez Everett	Everett, MA	2,449,871	\$ 4.34	
December	12/19/2017	Engie Gas & LNG LLC	Atlantic LNG Company	95-100-LNG	Trinidad	Provalys	Everett, MA	2,591,459	\$ 4.30	
December	12/29/2017	Engie Gas & LNG LLC	Atlantic LNG Company	95-100-LNG	Trinidad	BW GDF Suez Everett	Everett, MA	2,575,406	\$ 5.29	
TOTAL Long-Term Imports of LNG								67,581,790		

TOTAL LNG IMPORTS

76,442,334

[S] Spot - a one-time transaction for near-term delivery of a specific quantity of LNG at a specific location. Prior to 2006, spot cargos could be included in either long-term or short-term authorization types.
[*] Split cargo - a single shipment of LNG where portions of the cargo have different transactional characteristics. For instance, a single cargo can have more than one buyer, supplier, price, unloading port, loading port, or DOE authorization.
[E-P] - a portion of this cargo was delivered to Everett, MA on 16 February 2017 and a portion was delivered to Ponce, Puerto Rico on 22 February 2017.

Office of Fossil Energy
Office of Oil & Natural Gas
Office of Regulation and International Engagement
Division of Natural Gas Regulation
Phone: 202-586-7991
Email: ngreports@hq.doe.gov



VESSEL-BORNE IMPORTS OF LIQUEFIED NATURAL GAS (LNG) TO PUERTO RICO

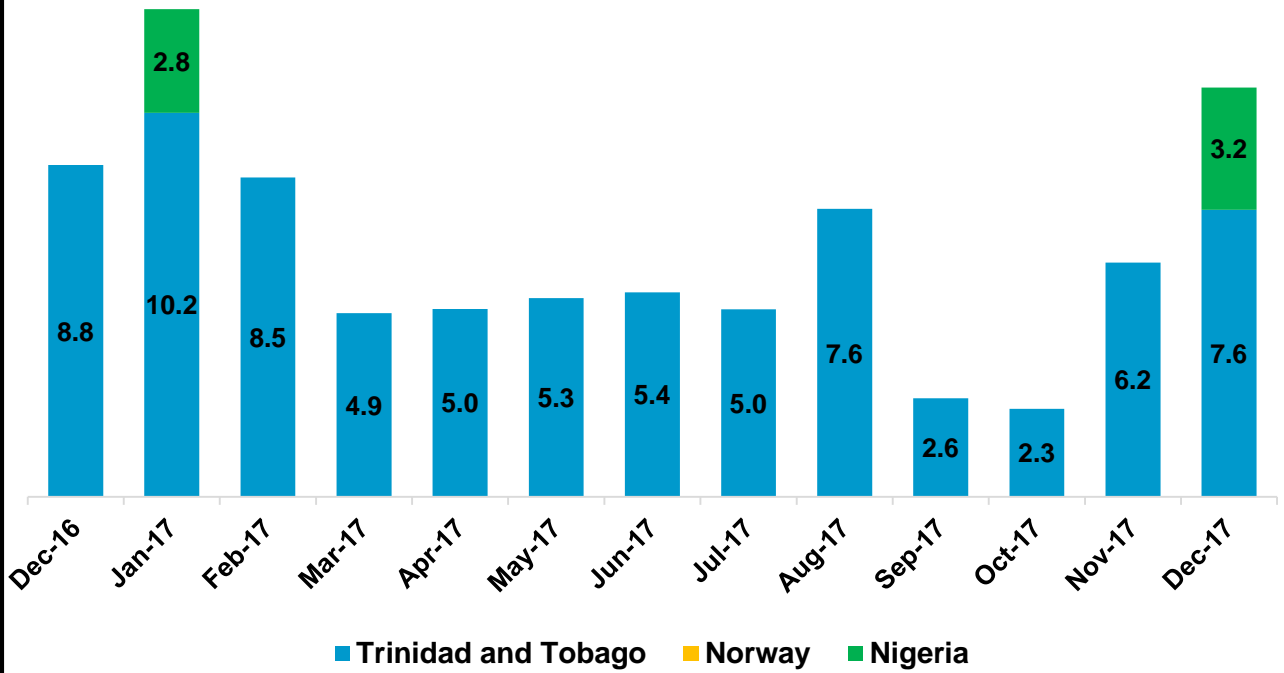
Table 2f

Discharge Month	Date of Arrival	Name of Importer	Seller	Docket Number	Country of Origin	Name of Tanker	Receiving Terminal	Volume (Mcf of Natural Gas)	Landed Price (\$/MMBtu)	Notes
January	1/7/2017	EcoElectrica, L.P.	Engie Gas & LNG LLC	94-91-LNG	Trinidad	BW GDF Suez Boston	Ponce, PR	1,929,119	\$ 3.86	
January	1/25/2017	Gas Natural Aproveisionamientos SDG, S.A.	Gas Natural Aproveisionamientos SDG, S.A	15-7-LNG	Trinidad	Iberica Knutsen	Ponce, PR	2,846,233	\$ 9.41	
February	2/12/2017	Gas Natural Aproveisionamientos SDG, S.A.	Gas Natural Aproveisionamientos SDG, S.A	15-7-LNG	Trinidad	Clean Planet	Ponce, PR	2,628,814	\$ 7.22	
February	2/22/2017	EcoElectrica, L.P.	Engie Gas & LNG LLC	94-91-LNG	Trinidad	BW GDF Suez Everett	Ponce, PR	1,351,241	\$ 3.59	[*] [E-P]
March	3/2/2017	EcoElectrica, L.P.	Engie Gas & LNG LLC	94-91-LNG	Trinidad	BW GDF Suez Everett	Ponce, PR	1,415,067	\$ 3.42	
March	3/22/2017	Gas Natural Aproveisionamientos SDG, S.A.	Gas Natural Aproveisionamientos SDG, S.A	15-7-LNG	Trinidad	Iberica Knutsen	Ponce, PR	2,665,125	\$ 7.28	
April	4/11/2017	Gas Natural Aproveisionamientos SDG, S.A.	Gas Natural Aproveisionamientos SDG, S.A	16-199-LNG	Trinidad	Iberica Knutsen	Ponce, PR	2,810,967	\$ 7.88	
April	4/30/2017	Gas Natural Aproveisionamientos SDG, S.A.	Gas Natural Aproveisionamientos SDG, S.A	16-199-LNG	Trinidad	Iberica Knutsen	Ponce, PR	2,874,731	\$ 7.88	
May	5/8/2017	EcoElectrica, L.P.	Engie Gas & LNG LLC	94-91-LNG	Trinidad	BW GDF Suez Everett	Ponce, PR	1,394,487	\$ 3.42	
May	5/16/2017	EcoElectrica, L.P.	Engie Gas & LNG LLC	94-91-LNG	Trinidad	BW GDF Suez Boston	Ponce, PR	1,368,098	\$ 3.42	
June	6/7/2017	EcoElectrica, L.P.	Engie Gas & LNG LLC	94-91-LNG	Trinidad	BW GDF Suez Everett	Ponce, PR	2,550,830	\$ 3.42	
June	6/25/2017	Gas Natural Aproveisionamientos SDG, S.A.	Gas Natural Aproveisionamientos SDG, S.A	16-199-LNG	Trinidad	Iberica Knutsen	Ponce, PR	2,807,452	\$ 7.91	
July	7/10/2017	Gas Natural Aproveisionamientos SDG, S.A.	Gas Natural Aproveisionamientos SDG, S.A	16-199-LNG	Trinidad	Catalunya Spirit	Ponce, PR	2,865,925	\$ 7.79	
July	7/18/2017	EcoElectrica, L.P.	Engie Gas & LNG LLC	94-91-LNG	Trinidad	Cape Ann	Ponce, PR	428,348	\$ 3.42	
July	7/28/2017	EcoElectrica, L.P.	Engie Gas & LNG LLC	94-91-LNG	Trinidad	BW GDF Suez Everett	Ponce, PR	2,508,382	\$ 3.42	
August	8/8/2017	Gas Natural Aproveisionamientos SDG, S.A.	Gas Natural Aproveisionamientos SDG, S.A	16-199-NG	Trinidad	Castillo de Villalba	Ponce, PR	2,013,819	\$ 7.73	
August	8/23/2017	EcoElectrica, L.P.	Engie Gas & LNG LLC	94-91-LNG	Trinidad	BW GDF Suez Everett	Ponce, PR	2,465,793	\$ 3.42	
September	9/9/2017	Gas Natural Aproveisionamientos SDG, S.A.	Gas Natural Aproveisionamientos SDG, S.A	16-199-NG	Trinidad	Catalunya Spirit	Ponce, PR	2,861,658	\$ 7.73	
October	10/31/2017	Gas Natural Aproveisionamientos SDG, S.A.	Gas Natural Aproveisionamientos SDG, S.A	16-199-NG	Trinidad	Cadiz Knutsen	Ponce, PR	1,544,257	\$ 7.68	
November	11/16/2017	EcoElectrica, L.P.	Engie Gas & LNG LLC	94-91-LNG	Trinidad	BW GDF Suez Boston	Ponce, PR	2,551,126	\$ 3.42	
December	12/11/2017	EcoElectrica, L.P.	Engie Gas & LNG LLC	94-91-LNG	Trinidad	BW GDF Suez Boston	Ponce, PR	2,551,382	\$ 3.42	
TOTAL Imports of LNG to Puerto Rico								46,432,854		

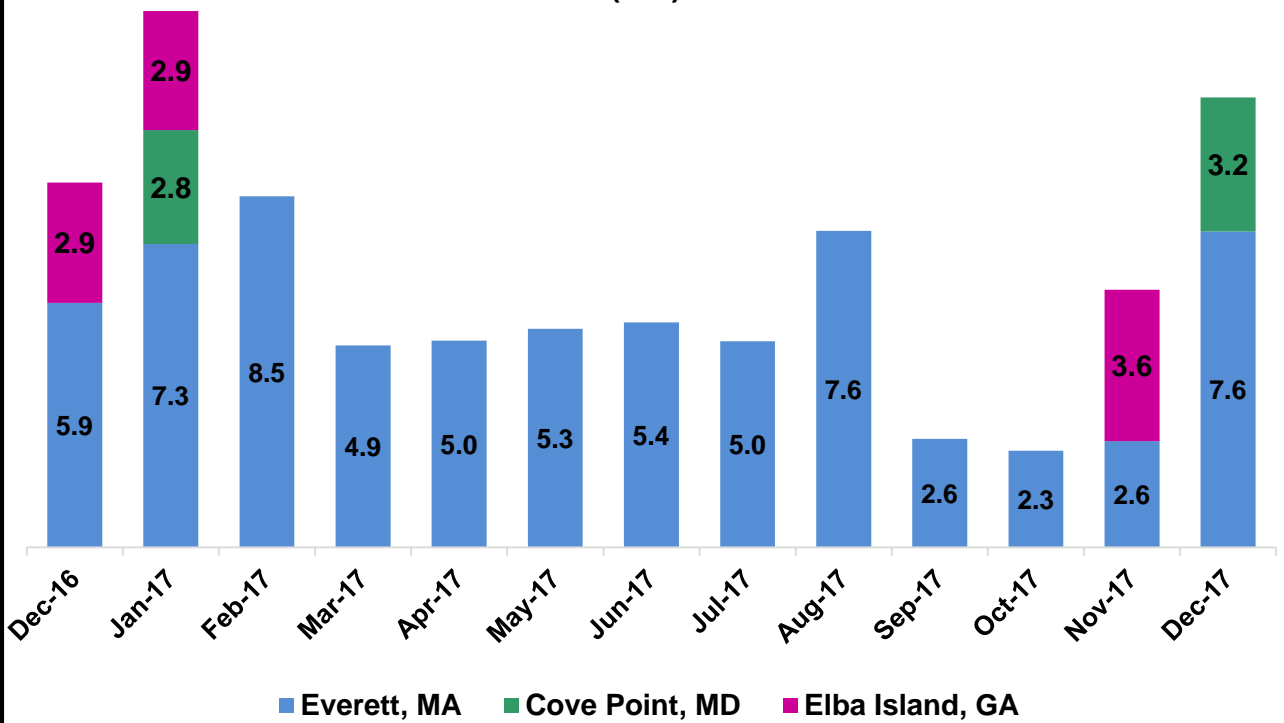
[*] Split cargo - a single shipment of LNG where portions of the cargo have different transactional characteristics. For instance, a single cargo can have more than one buyer, supplier, price, unloading port, loading port, or DOE authorization.

[E-P] - a portion of this cargo was delivered to Everett, MA on 16 February 2017 and a portion was delivered to Ponce, Puerto Rico on 22 February 2017.

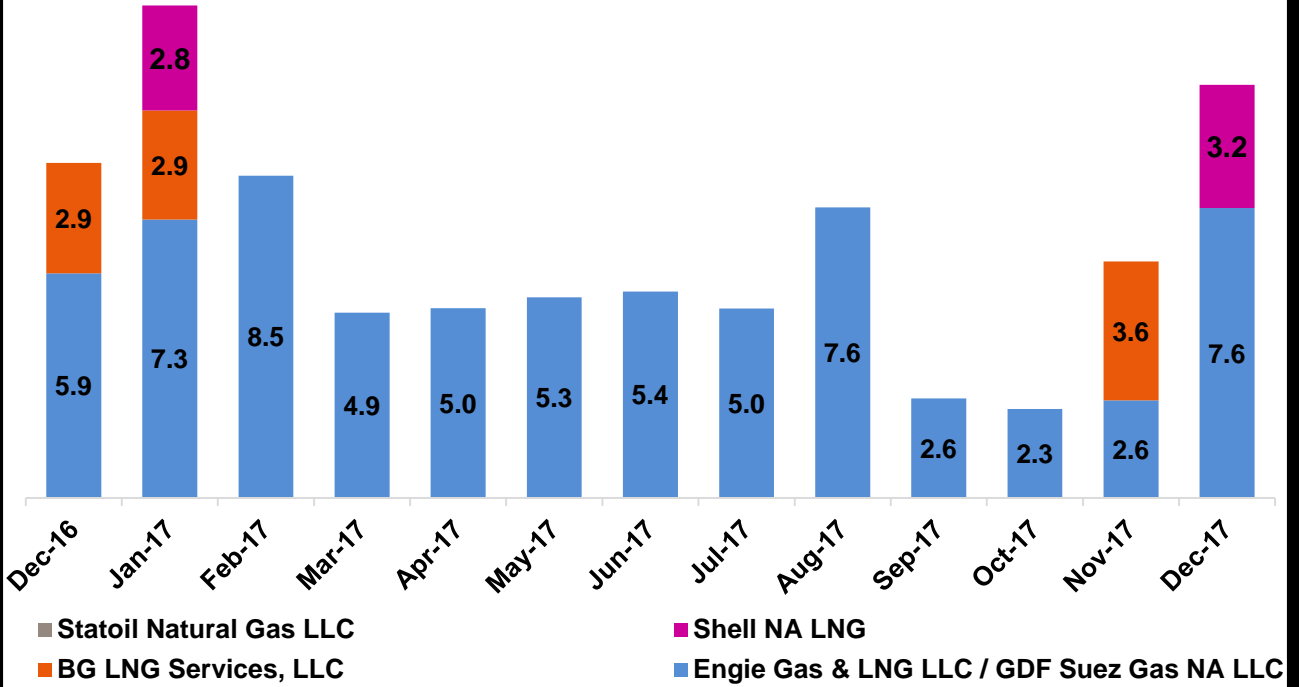
LNG Import Volume by Country (Bcf)



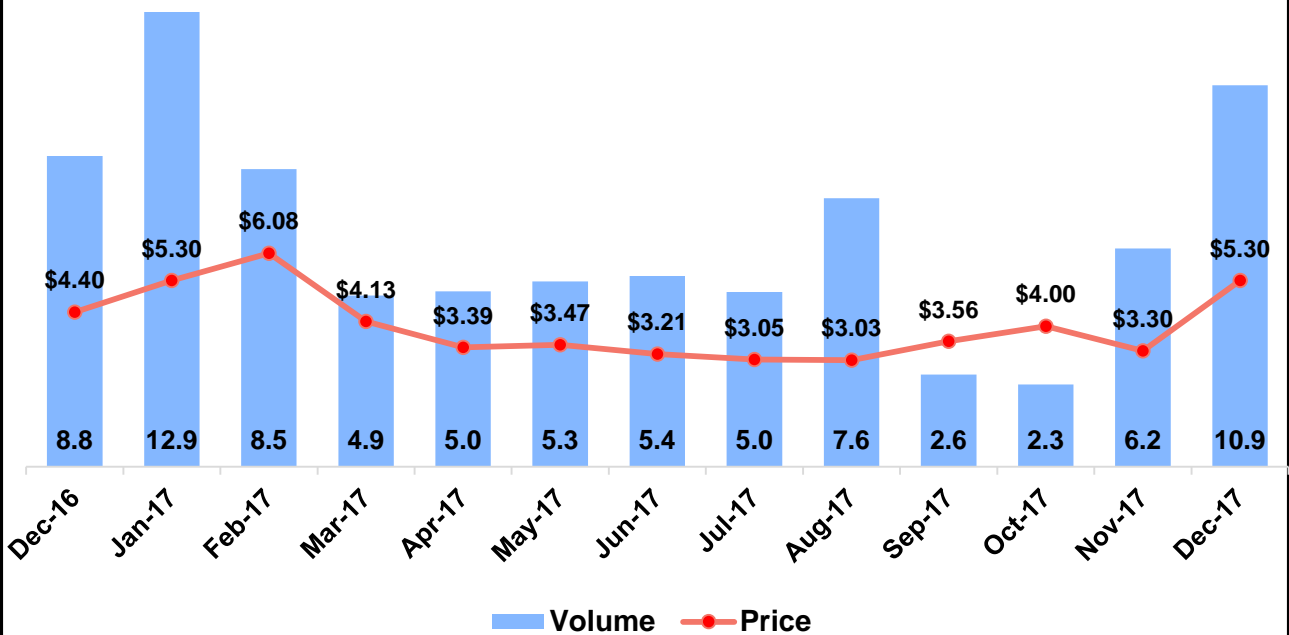
LNG Import Volume by Terminal (Bcf)



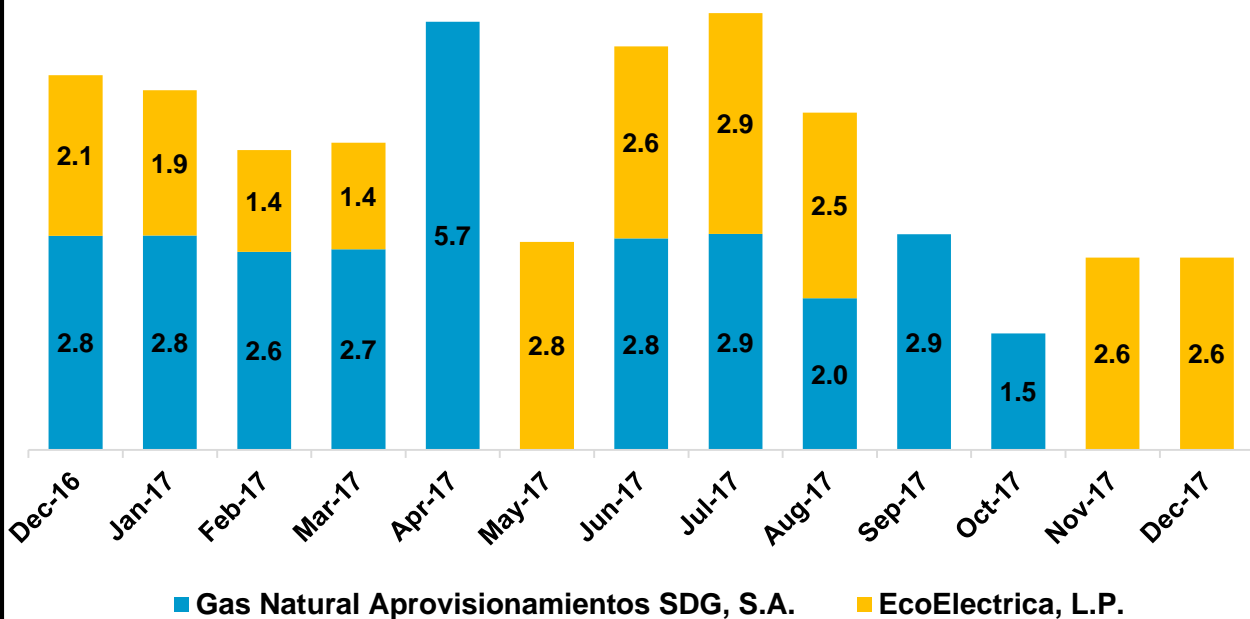
LNG Import Volume by Company (Bcf)



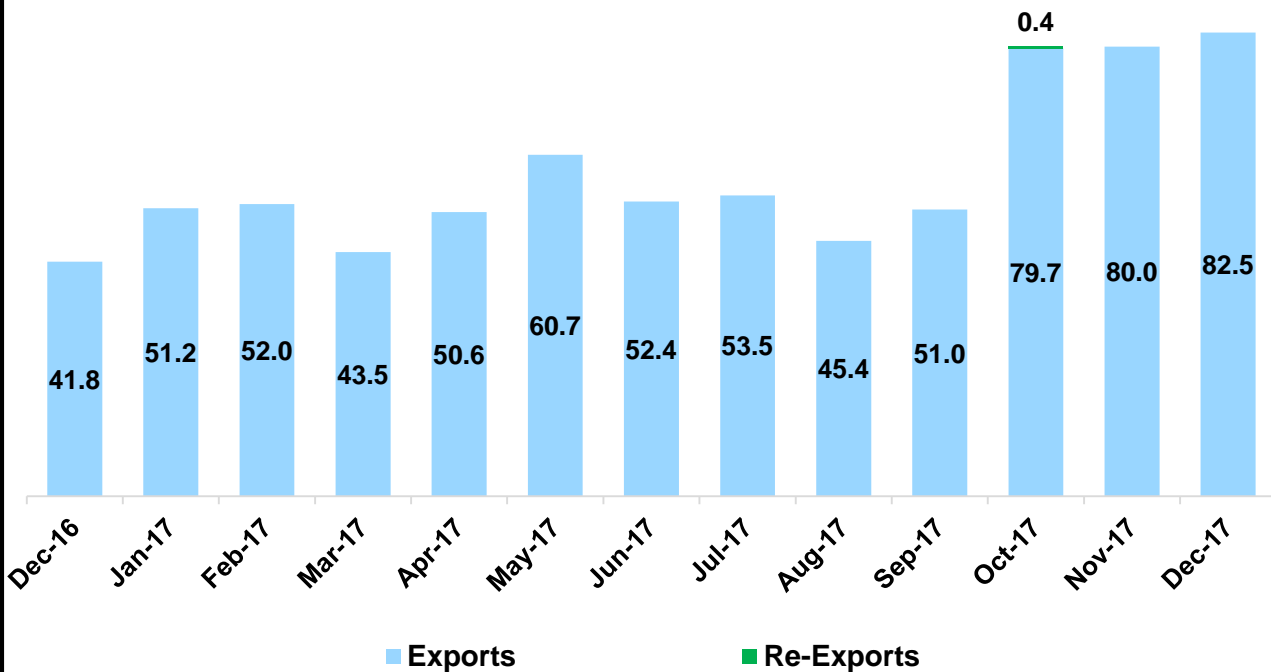
Volume and Weighted Average Price of Vessel-borne LNG Imports by Month (Bcf, \$/MMBtu)



LNG Import Volume by Company, Puerto Rico (Bcf)



LNG Vessel Exports and Re-Exports by Month (Bcf)



Does not include volumes shipped by ISO container.

NOTES AND DEFINITIONS

- 1) Import prices are "landed" which is the commodity price plus transportation to the US terminal. They do NOT include regassification. They DO include off-loading.
- 2) The data are provided by importers and exporters as a condition of their authorizations (which are issued by this office). They are reported as filed, after DOE review and any subsequent revisions by importers and exporters.
- 3) Spot cargos [S] are a one-time transaction for near-term delivery of a specific quantity of LNG at a specific location. Prior to 2006, spot cargos could be included in either long-term or short-term authorization types.
- 4) Split cargos [*] refer to a single shipment of LNG where portions of the cargo have different transactional characteristics. For instance, a single cargo can have more than one buyer, supplier, price, unloading port, loading port, or DOE authorization.
- 5) Commissioning cargos [C] refer to pre-commercial cargos loaded while export facility operations are still undergoing final testing and inspection. Commissioning cargos may occur multiple times for the same facility as individual LNG trains enter service.
- 6) Liquefaction fees [L] - liquefaction fees have been included in the cargo's price. Export prices for cargos made pursuant to long-term sales and purchase agreements (SPA's) or contracts do not include liquefaction fees unless indicated.
- 7) Short-term imports or exports are those cargos imported or exported under a company's short-term or "blanket" authorization. This type of authorization covers supply contracts with terms up to 2 years, including spot cargos. The authorization is not based on a specific supply contract, but covers all of the importer's short-term supply deals. DOE does not have copies of those contracts and they are not filed with the applications.
- 8) Long-term imports or exports are those cargos imported or exported under a company's long-term authorization. This type of authorization is tied to one specific supply contract with a term of more than two years. Redacted copies of the contracts are available on our website (please see below).
- 9) Authorization holders are required to file volume data in thousand cubic feet (Mcf). Therefore, data collected does not necessarily include equivalent amounts of energy, measured in million British thermal units (MMBtu).
- 10) Prices for exports from Kenai, Alaska are "delivered." This is the commodity price plus transportation to the receiving terminal in the destination country.
- 11) Prices for re-exports are the prices at the point of export, also known as FOB (free on board).
- 12) Export prices for cargos made pursuant to long-term SPA's/contracts typically do not include liquefaction fees. Exceptions where liquefaction fees have been included in a cargo's price will be noted with Note [L].

Our web address is: www.fossil.energy.gov
Click "Services," then click "Natural Gas Regulation."

