



Hurricane Irma & Hurricane Harvey

Event Summary (Report #32)

REPORT TIME & DATE:	4:00 PM EDT Thursday, September 14, 2017
INCIDENT START DATE:	Friday, August 25, 2017
PRIMARY LOCATION(S):	Irma: FL, GA, NC, SC, Puerto Rico, & USVI // Harvey: TX & LA
REPORT DISTRIBUTION:	Public

EXECUTIVE SUMMARY

On Sunday, September 10 Hurricane Irma moved across the Florida Keys as a category 4 storm before making a landfall near Marco Island, Florida as a category 3 and moving up the Florida peninsula and into Georgia. At the time of landfall, hurricane-force winds extended up to 60 miles and tropical storm-force winds extended up to 415 miles from the center. As of Thursday, September 14, the remnants of Irma have dissipated; however, some flooding continues in portions of Florida and Georgia.

DOE continues to monitoring impacts from the storm and ESF #12 responders are supporting FEMA Incident Management Assistance Teams (IMAT) in Puerto Rico, St. Thomas, and St. Croix. ESF #12 responders are also deployed to the FEMA Region II and IV Coordination Centers, the Alabama State Operations Center, Florida State Operations Center, and the Georgia State Operations Center.

Irma Electricity Sector Summary (as of 2:30 PM EDT Thursday)

- Florida: 2,292,530 customer outages (23% of total state customers)
 - Several utilities estimate that 95% of customers will be restored by September 17. FPL estimates that for customers on the west coast, 95% will be restored by September 22
- Georgia: 218,502 customer outages (5% of total state customers)
- South Carolina: 9,792 customer outages (<1% of total state customers)
- North Carolina: 8,655 customer outages (<1% of total state customers)
- Puerto Rico: 103,677 customers (7% of total customers)
 - PREPA Executive Director Ricardo Ramos estimated 99% of customers in the San Juan area will be restored by Friday, September 15

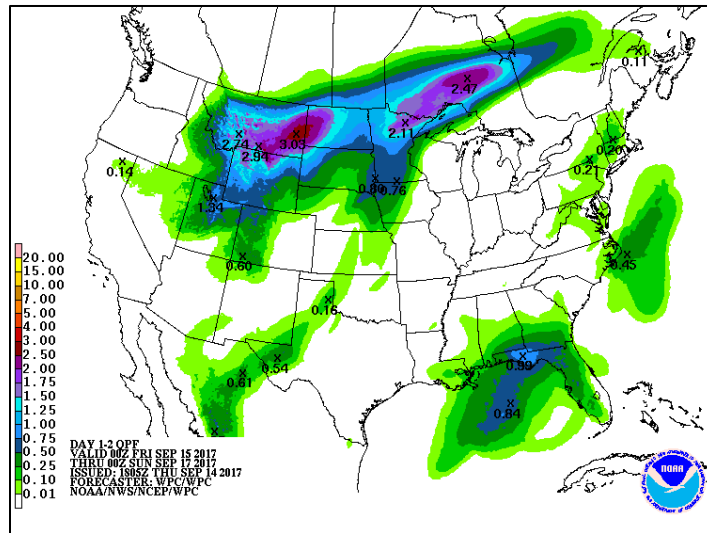
Irma Oil and Natural Gas Sector Summary (as of 2:30 PM EDT Thursday)

- Most ports have reopened including Port Everglades, Jacksonville, and Tampa
- In addition to oil product tankers that arrived earlier in the week, several oil product tankers are expected to arrive in Florida today.
- Florida is working closely with gasoline truckers & shippers to ensure timely delivery of product to retail stations
- No issues have been reported with any key pipelines transporting petroleum products across the affected region

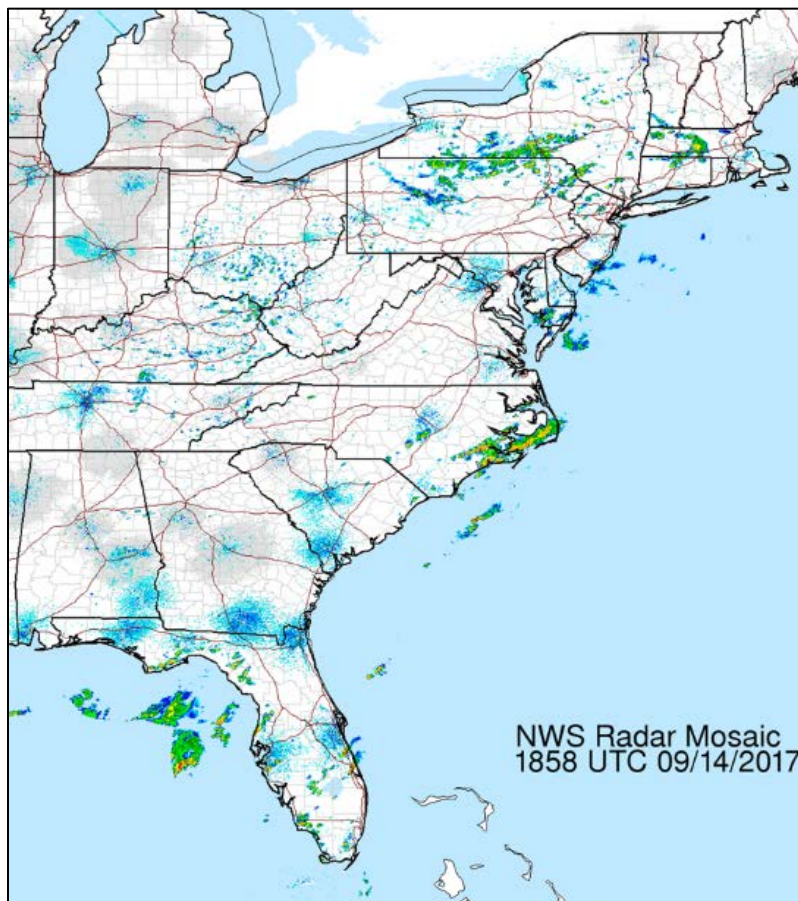
IRMA OVERVIEW

The remnants of Irma have dissipated, with some lingering remnant bands of the storm system producing scattered rainfall across portions of the Ohio Valley and Mid-Atlantic.

All hurricane and tropical storm warnings and watches have been terminated. Flood warnings remain in effect for across portions of Florida and Georgia.



NWS Day 1-2 Total Precipitation Forecast



Hurricane Irma

ELECTRICITY SECTOR

IMPACTS TO CONTINENTAL UNITED STATES

Coastal flooding and high winds have subsided in much of the Southeast. Damage assessments and restoration efforts are underway by utilities throughout the region. While some areas will face extended outages into next week, customer outages continue to decrease overall. Almost 60,000 workers, including mutual aid from more than 250 investor-owned electric companies, public power utilities, and electric cooperatives—from across the United States and Canada—are supporting the Irma restoration efforts.

ELECTRICITY OUTAGES AS OF 2:30 PM EDT 09/14/2017			
Impacted State	Current Confirmed Customer Outages	Percent of Confirmed State Customers without Power	24-hr Peak Customer Outages
Florida	2,292,530	23%	3,568,499
Georgia	218,502	4.6%	451,033
South Carolina	9,792	<1%	58,972
North Carolina	8,655	<1%	24,445
Total	2,529,479	--	--

**There is no sum of the Peak Customer Outage column because peaks for individual utilities occur at different times; a total would not reflect peak outages.*

Florida

- As of 2:30 PM EDT, September 14, Florida has 2,292,530 customer outages (23% of total state customers).
 - Florida Power and Light (FPL) has 1,354,010 customer outages.
 - Duke Energy Florida has 490,033 customer outages.
 - Tampa Electric (TECO) has 95,512 customer outages.
- FPL estimates power restoration to most of the West Coast of Florida by September 22 and to the East Coast by the end of the weekend, September 17. Restoration to severely damaged areas may take additional time.
 - FPL has restored power to over 3,078,680 customers, or 70% of affected customers, following the hurricane.
- As of 7:30 AM, September 14, TECO has restored service to 80% of its 425,000 customers and expects restoration for most of its territory to be complete by Sunday, September 17.
- As of 2:30 PM EDT, September 14, Duke Energy Florida has restored power to 903,605 customers.
 - Duke Energy Florida estimates to restore power to most of its Central and Northern Florida customers by September 17 and to West Florida by September 15.
- Kissimmee Utility has restored 99%, or 37,473 of customers impacted by Irma as of 8:00 AM EDT, September 14.



- As of 11:00 PM EDT, September 12, Keys Energy Services control center crews had re-energized the tieline, the Keys' main electric transmission line.
 - Keys Energy Services estimates power restoration from Key West to Big Coppitt between September 19 and September 22. Beyond Big Coppitt, Key Energy Services says restoration could be up to one month, depending on the extent of damage.

Georgia

- As of 2:30 PM EDT, September 14, Georgia has 218,502 customer outages (4.6% of total state customers).
 - Georgia Power has 132,419 customer outages.
 - Habersham Electric Member Corporation has 15,626 customer outages.
 - Satilla Rural Elec Member Corporation has 7,766 customer outages.
- Georgia Power has restored power for over 700,000 customers following the storm, including 300,000 of Metro Atlanta area customers. Georgia Power should have 95% of customers impacted by Hurricane Irma restored by the night of Sunday, September 17. Reports claim that they are ahead of schedule.
 - Atlanta is expected to have power restored for 95% of its customers by 10:00 PM EDT on Friday, September 15.
 - Athens is expected to have power restored for 95% of customers by 10:00 PM EDT on Thursday, September 14.
 - Augusta is expected to have power restored for 95% of its customers by 12:00 PM EDT on Saturday, September 16.
 - Macon, Savannah/Brunswick, and Valdosta are expected to have power restored for 95% of their customers by 10:00 PM EDT on Saturday, September 16.

South Carolina

Pending significant changes, this will be the last update on South Carolina.

- As of 2:30 PM EDT, September 14, North Carolina has 9,792 customer outages (< 1% of total state customers).
 - Duke Energy has 6,916 customer outages in South Carolina.
 - Haywood Electric Member Corp has 1,722 customer outages.
 - Wake Electric Membership Corp has 1,126 customer outages.
- Duke Energy Carolinas expects to restore power for all South Carolina customers by late Friday, September 15. Many customers will be restored sooner.
 - In Upstate South Carolina, customers can expect to have power restored by 11:00 PM EDT Friday, September 15. 95% of customers in the Piedmont Region can expect to have power restored by 11:00PM Thursday, September 14.



North Carolina

Pending significant changes, this will be the last update on North Carolina.

- As of 2:44 PM EDT, September 14, South Carolina has 8,655 customer outages (< 1% of total state customers).
 - Duke Energy has 5,472 customer outages in North Carolina.
 - Blue Ridge Electric Coop Inc has 2,331 customer outages.
- Duke Energy Carolinas has restored power for 313,000 customers, and expects to restore power for all North Carolina customers by late Friday, September 15.
 - Customers in the Piedmont Region will be restored by 11:00 PM EDT on Thursday, September 14.
 - In the North Carolina Mountains, customers can expect to have power restored by 11:00 PM EDT Friday, September 15. However, 95% will be restored sooner.

IMPACTS TO PUERTO RICO AND U.S. VIRGIN ISLANDS

ELECTRICITY OUTAGES AS OF 11:30 AM EDT 09/14/2017			
Impacted State	Current Confirmed Customer Outages	Percent of Confirmed State Customers without Power	24-hr Peak Customer Outages
Puerto Rico	103,677	6.6%	117,244
Total	103,677	--	--

- As of 11:30 AM EDT, September 14, the Puerto Rico Electric Power Authority (PREPA) is reporting 103,677 customers (6.6% of total customers) are without power.
 - PREPA Executive Director Ricardo Ramos estimated 99% of customers in the San Juan area will be restored by Friday, September 15.
 - DOE is working closely with FEMA on a plan to facilitate mutual aid for Puerto Rico should it be needed.
- On Tuesday evening, a U.S. Virgin Islands Water and Power Authority (WAPA) died in an accident in Sugar Estate, according to a statement issued by USVI WAPA Executive Director Julio Rhymer. Restoration efforts were halted for September 13 as a result. Restorations efforts resumed today, September 14.
- As of Tuesday afternoon, September 12, the USVI WAPA reported several feeders on St. Thomas are energized. There are currently two generators online with a maximum capacity of 39 MW. An 800 kW generator has arrived at the airport on St. Thomas.
 - The airport and hospital are still energized. Besides a few smaller areas, most customers on St. John and St. Thomas are without power. Restoration efforts will continue as USVI WAPA works to get critical facilities reenergized on the two islands. These islands are interconnected and served by one electric grid.
 - DOE is working closely with industry and FEMA to facilitate mutual aid for the U.S. Virgin Islands.
- USVI WAPA announced a restoration schedule for areas of St. Croix that continue to experience isolated outages. The island is expected to be completely restored by end of day September 20.



OIL & GAS SECTOR

PORTS

- The U.S. Coast Guard has set the following conditions for ports and waterways in the U.S. Southeast and Caribbean as a result of Hurricane Irma. Listed in the table are ports that receive petroleum products.

Status of Southeast and Caribbean Ports <i>as of 2:00 PM EDT 09/14/2017</i>			
Port	Average Daily Receipts (b/d)*	Status	Date Stamp
Sector Miami			
Port Everglades	298,000**	Open with no restrictions.	09/12/17
Miami	1,500	Open with no restrictions.	09/13/17
Port of Palm Beach	500	Open with no restrictions.	09/13/17
Sector Key West			
All Ports	--	Port Condition IV. Closed. Port remains closed, but will reopen to essential traffic once initial assessments complete.	09/12/17
Sector St. Petersburg			
Tampa	273,700	Port Condition IV. Open with restrictions. One way traffic in Egmont Channel day and night. Ft. Myers and all areas south are open.	09/14/17
Port Manatee	700	Port Condition IV. Open with restrictions.	09/12/17
Sector Jacksonville			
Port of Jacksonville	69,800	Port Condition IV. Open without restrictions. USCG lifted post-storm safety zone for Ports of Jacksonville and Fernandina.	09/13/17
Port Canaveral	32,200	Port Condition IV. Safety zone lifted and all maritime interests may resume normal operations.	09/14/17
Sector Mobile			
Mobile (AL)	168,000	Open. Port Status Normal.	09/11/17
Pascagoula (MS)	(outbound)	Open. Port Status Normal.	09/11/17
Pensacola (FL)	11,400	Open. Port Status Normal.	09/11/17
Panama City (FL)	8,500	Open. Port Status Normal.	09/12/17
Gulf Intercoastal Waterway	--	Open. Port Status Normal.	09/13/17



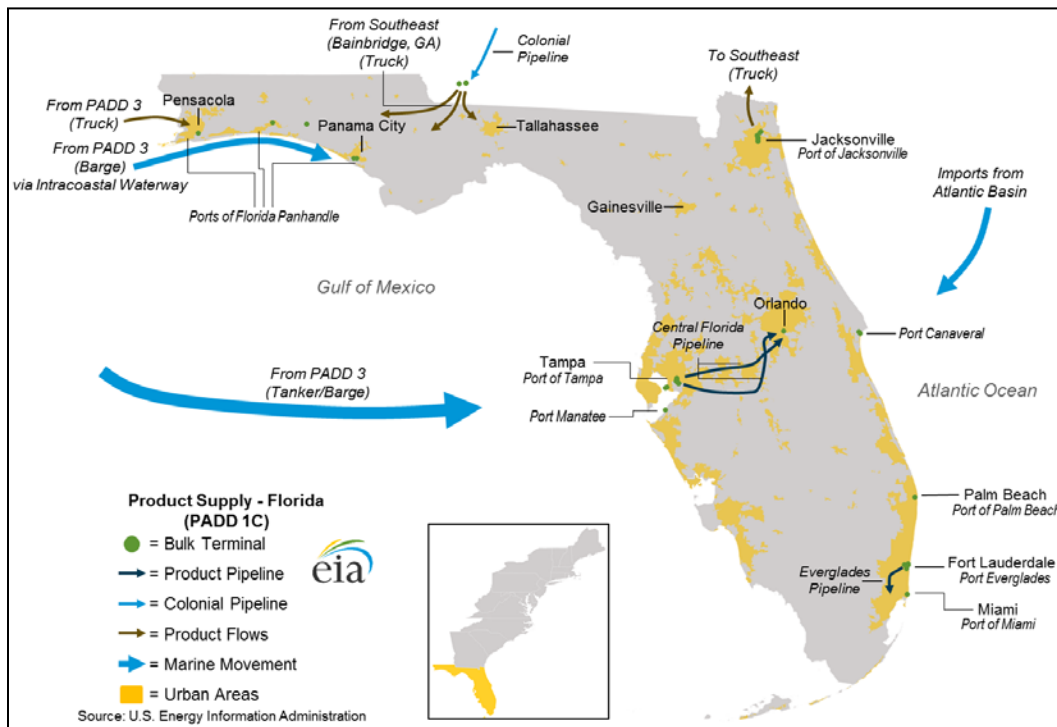
Sector San Juan			
Puerto Rico Ports	139,000**	Port Condition IV. Guayama is open with restrictions. All other ports are open with no restrictions.	09/09/17
U.S. Virgin Islands Ports	18,000**	Port Condition IV. Christiansted, St. Croix; St. John, Cruz Bay, USVI; Redhook, St. Thomas are open with restrictions. St. Thomas' Charlotte Amalie Harbor, Crowley Terminal, Crown Bay Terminal, Virgin Island Port Authority, Sandfill terminal, and Tropical Shipping Terminal are open with no restrictions. St. Croix's Limetree Bay and Krause Lagoon are open with no restrictions. All other ports are closed (Zulu).	09/12/17

*Average receipts of transportation fuels (gasoline, distillate, and jet fuel), unless otherwise noted, when port is open.

**Includes bunker fuel and fuel oil and distillate for power generation.

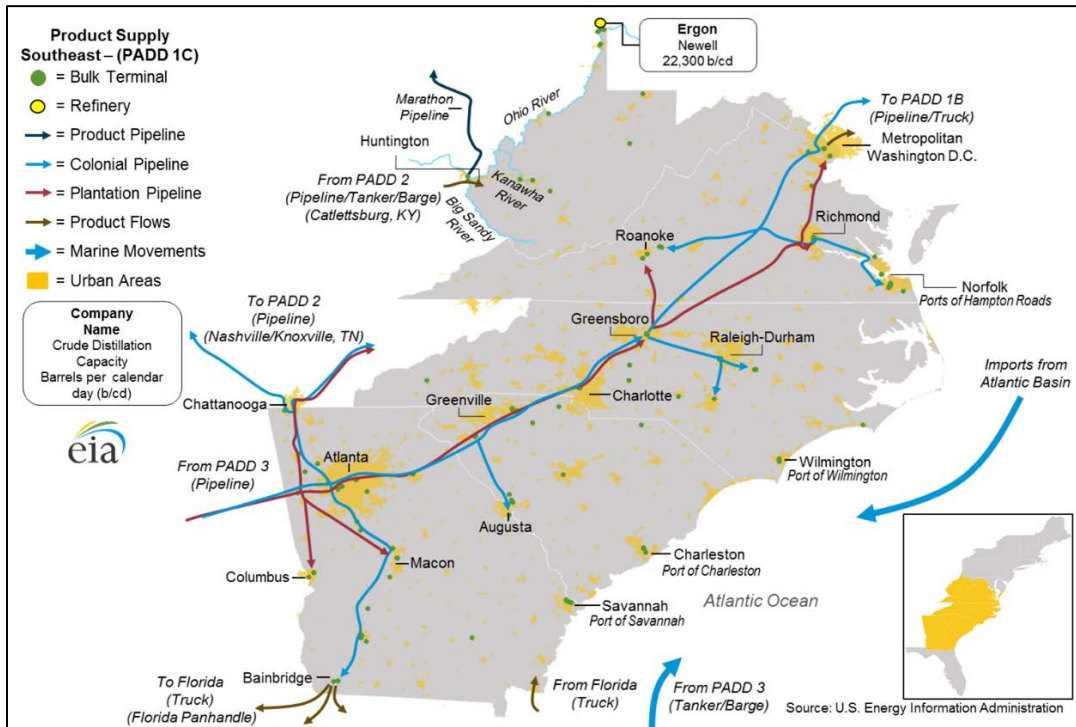
Source: Receipt data from U.S. EIA, USACE data (2013), EIA Company Level Imports

- Below is a map of key petroleum ports and petroleum product pipelines in Florida.



Source: EIA: <https://www.eia.gov/analysis/transportationfuels/padd1n3/>

- Below is a map of key petroleum ports and petroleum product pipelines in the Southeast region of the U.S.



Source: EIA: <https://www.eia.gov/analysis/transportationfuels/padd1n3/>

Hurricane Harvey

OIL & GAS SECTOR

PETROLEUM REFINERIES

- As of 2:00 PM EDT, September 14, three refineries in the Gulf Coast region were shut down, according to public reports. These refineries have a combined refining capacity of 372,000 b/d, equal to 3.8% of total Gulf Coast (PADD 3) refining capacity and 2.0% of total U.S. refining capacity.
- Five refineries are in the process of restarting after being shut down. This process may take several days or weeks to start producing product, depending whether any damage is found during restart. Production should be assumed to be minimal until restart is completed. These refineries have a combined capacity 1,431,699 b/d, equal to 14.8% of total Gulf Coast (PADD 3) refining capacity and 7.7% of total U.S. refining capacity.
- At least six refineries in the Gulf Coast region were operating at reduced rates, according to public reports. These refineries have a combined total capacity of 2,327,500 b/d, equal to 24.0% of total Gulf Coast (PADD 3) refining capacity and 12.6% of total U.S. refining capacity. (NOTE: Actual crude throughput (production) reductions are lower than the total combined capacity). No refineries operating at reduced rates changed status since the last report.



PORTS

- The U.S. Coast Guard has set the following conditions for ports and waterways in the U.S. Gulf Coast region as a result of Harvey. Eleven ports are closed or open with restrictions. Crude imports at these ports averaged 2,077,000 b/d from January through May 2017.

Status of Texas and Louisiana Gulf Coast Ports as of 2:00 PM EDT 09/14/2017			
Port	Crude Imports Jan-May 2017 (b/d)	Status	Date Stamp
Sector Corpus Christi			
Brownsville	--	Open.	08/31/17
Corpus Christi	245,000	Port Condition Recovery. Open with restrictions. Allowing vessels up to 43' draft to transit during daytime hours only.	09/11/17
Sector Houston and Galveston			
Freeport	133,000	Open. 24/7. 38' max draft.	09/05/17
Galveston	114,000	Port Condition Recovery. Open with restrictions. Ship channel also open with restrictions. Galveston Bay Entrance Channel, Outer Bar Channel, Inner Bar Channel, Bolivar Roads Anchorages, Bolivar Roads Channel, and Galveston Harbor open, no restrictions, 24/7.	09/08/17
Houston	646,000	Port Condition Recovery. Open with restrictions. Houston Ship Channel open 24/7 below Sidney Sherman bridge with draft restrictions: <ul style="list-style-type: none"> Entrance Channel to Houston Cement West – 40-foot max draft. Houston Cement West to Sidney Sherman Bridge – 36-foot max draft. Intracoastal Waterway open 24/7.	09/08/17
Texas City	134,000	Open. 24/7.	09/05/17
Sector Port Arthur and Lake Charles			
Beaumont	33,000	Open with restrictions. Shoaling, which caused port closure to ship traffic, was identified 9/10 near ExxonMobil and Port of Beaumont facilities. Max draft of 26 feet established for waters of Neches River from Light 68 to the Port of Beaumont. No daylight restrictions.	09/10/17
Lake Charles	218,000	Port Condition Recovery. Open with restrictions. 37 feet draft restrictions of the Calcasieu Ship Channel.	09/05/17
Nederland	--	Port Condition Recovery. Open with restrictions. 38.5 feet draft restrictions for Sabine-Neches Waterway.	09/09/17
Port Arthur	687,000	Port Condition Recovery. Open with restrictions. 38.5 feet draft restrictions for Sabine-Neches Waterway.	09/09/17
Port Neches	--	Port Condition Recovery. Open with restrictions. 38.5 feet draft restrictions for Sabine-Neches Waterway.	09/09/17
Sabine Pass	--	Port Condition Recovery. Open with restrictions. 38.5 feet draft restrictions for Sabine-Neches Waterway.	09/09/17

Source: U.S. Coast Guard



Emergency Declarations & Waivers

EMERGENCY DECLARATIONS

- Twelve states, including Puerto Rico and USVI, have declared state emergencies due to Harvey and Irma. Note that Kansas has not declared a State of Emergency, however is using its resources to assist states affected by Harvey. These declarations automatically waive select Federal Motor Carrier Safety Regulations (FMCSRs), including hours-of-service (HOS) regulations, for motor carriers hauling resources to aid in restoration efforts. The declarations exempt FCMSR in every state along the motor carrier’s route as long as the final destination is with the declared disaster areas. Some HOS waivers apply specifically to the movement of petroleum products in or through the state.
- In addition, the Federal Motor Carrier Safety Administration (FMCSA) issued a Regional Emergency Declaration for Hurricane Harvey exempting FMCSRs in the States of Texas and Louisiana. On August 31, the FMCSA expanded the Regional Emergency Declaration to additional states and Washington, DC. On September 6, the Regional Emergency Declaration was extended for states affected by Hurricane Irma. On September 7, the Irma Regional Declaration was expanded again to include states in the Mid-Atlantic and Northeast. On September 11, an Amended Regional Declaration of Emergency was released that extended the exemption of FMCSRs in all 27 states and Washington D.C. through September 30, 2017, or the end of the emergency as defined.
- The table below summarizes emergency declarations and HOS waivers issued by states in response to the impacts of Hurricane Harvey and Hurricane Irma.

State Emergency Declarations and HOS Waivers <i>as of 7:00 AM EDT 09/14/2017</i>				
State	Details	Effective Dates		Status
		Start	End	
Regional (Multi-State)	Regional Emergency Declarations and FMCSR waivers issued by FMCSA. For Harvey: Applies to Alabama, Arkansas, Colorado, Connecticut, Delaware, Florida, Georgia, Illinois, Indiana, Kansas, Kentucky, Louisiana, Maryland, Mississippi, Missouri, New Jersey, New York, North Carolina, Ohio, Oklahoma, Pennsylvania, Tennessee, Texas, South Carolina, Virginia, Washington, D.C., and West Virginia. For Irma: Applies to Alabama, Florida, Georgia, Mississippi, North Carolina, South Carolina, Tennessee, Connecticut, Delaware, Maine, Maryland, Massachusetts, New Hampshire, New Jersey, New York, Pennsylvania, Rhode Island, Vermont, Virginia, West Virginia, D.C., Puerto Rico, & the U.S. Virgin Islands.	For Harvey: 08/25/17 Expanded for Harvey: 08/31/17 For Irma: 09/06/17 Expanded For Irma: 09/07/17 Extended: 09/11/17	Extension for All States: 09/30/17	Active



Alabama	State of Emergency/HOS waiver issued for petroleum products and petroleum-related supplies, goods, and services in the State. International Registration Plan and International Fuel Tax Agreement requirement suspended for vehicles engaged in or travelling through Alabama for disaster relief efforts in Florida.	08/30/17 09/08/17	09/29/17 10/08/17	Active
Florida	State of Emergency/HOS waiver	09/04/17	11/03/17	Active
Georgia	State of Emergency/HOS waiver expanded to all counties in Georgia on 9/10.	For Harvey: 08/30/17 For Irma: 09/07/17 Expanded for Irma: 09/08/17 Expanded for Irma: 09/10/17	09/22/17	Active
Kansas	Governor acknowledged state of emergency in Texas and declared that licensing rules, registration and fuel tax permits, and oversize vehicle permit fees are waived for motor carriers and persons operating motor vehicles directly participating in the relief and restoration effort.	08/30/17	09/30/17	Active
Kentucky	State of Emergency/HOS waiver issued for transporters of food, water, medicine, fuel and other commodities within the affected areas to aid in emergency response of affected areas. State of Emergency Declaration/HOS waiver for petroleum products.	08/28/17 08/31/17	09/27/17 09/30/17	Active Active
Louisiana	State of Emergency.	08/23/17	TBD	Active
Michigan	State of Emergency/HOS waiver issued for petroleum products through the state.	08/31/17	09/15/17	Active



North Carolina	State of Emergency/HOS waiver issued for petroleum products.	08/31/17	09/30/17	Active
	State of Emergency/HOS waiver issued for petroleum products, and emergency relief supplies and services through the state.	09/07/17	10/06/17	Active
Puerto Rico	State of Emergency/HOS waiver	09/04/17	--	Active
South Carolina	State of Emergency/HOS waiver issued for petroleum products through the state.	09/06/17	10/06/17	Active
Tennessee	Limited State of Emergency. EO-67 suspends certain vehicle restrictions for vehicles providing emergency supplies, equipment, or mobile housing units	09/11/17	11/08/17	Active
Texas	State of Disaster declared for 61 counties in Texas.	08/23/17 Expanded: 08/30/17 Expanded: 09/01/17	TBD	Active
Virginia	State of Emergency/HOS waiver issued for petroleum products through the state.	For Harvey: 09/01/17 For Irma: 09/07/17	For Harvey: 09/15/17 For Irma: 06/30/18, or rescinded.	Active
U.S. Virgin Islands	State of Emergency/HOS waiver	09/04/17	--	Active

Sources: [U.S. Department of Transportation](#); Governor Office Websites

FUEL WAIVERS

- The table below lists fuel-related waivers issued by the U.S. Environmental Protection Agency (U.S. EPA) and other Federal and State agencies for Hurricanes Harvey and Irma.
- On August 30, U.S. EPA issued a multi-state (13 states) waiver for requirements of low-RVP conventional gasoline and reformulated gasoline (RFG) in response to Hurricane Harvey. The next day, the waiver was expanded to include 38 states and Washington, DC. On September 7, in preparation for Hurricane Irma, the EPA extended the temporary waiver until September 26. In addition, EPA extended the Low Volatility SIP waiver in Texas and other federally-enforceable areas through September 16. This was extended on September 13 to October 1.



State Fuel Waivers as of 7:00 AM EDT 09/14/2017					
State	Waiver	Issued By	Effective Dates		Status
			Start	End	
Multi-state waiver	RVP standard waived for gasoline sold in affected counties where low-RVP gasoline is required (9.0 RVP or lower). Allows sale of gasoline up to 11.5 psi RVP in all states located in PADD 1, PADD 2, and PADD 3. RFG standard is also waived in the designated regions. Also waived are provisions prohibiting the blending of RFG blendstock with conventional gasolines or blendstocks.	U.S. EPA	For Harvey: 08/30/17 Expanded for Harvey: 08/31/17 Extended for Irma: 09/07/17	For RVP: 09/15/17 For RFG: 09/26/17	Active
TX	RFG requirement waived in Houston-Galveston-Brazoria areas. Waiver expanded to four-county Dallas-Fort Worth RFG area 8/26. Allows the sale or distribution of conventional gasoline. This was extended on 09/13 to October 1.	U.S. EPA	08/25/17 Expanded: 08/26/17	09/15/17 Extended: 10/01	Active
TX	7.8 psi RVP standard waived for gasoline sold in 20 counties where low-RVP gasoline is required and are also under the Governor’s Disaster Declaration. Waiver expanded to 98 counties required to use low-RVP fuel 8/26. Allows sale of gasoline up to 9.0 psi RVP. This was extended on 09/13 to October 1.	U.S. EPA	08/25/17	09/16/17 Extended: 10/01	Active
TX	Limited waiver of highway diesel fuel red dye requirements. Allows sale, distribution, and use of red dye NRLM diesel fuel for use in highway diesel vehicles, but diesel fuel must meet 15 ppm standard.	U.S. EPA	08/29/17	09/15/17	Active
FL	Limited waiver of highway diesel fuel red dye requirements. Allows sale, distribution, and use of red dye NRLM diesel fuel for use in highway diesel vehicles, but diesel fuel must meet 15 ppm standard.	U.S. EPA	09/06/17	09/22/17	Active
	Waiver of tax penalties when dyed diesel fuel is sold and used for highway use in Florida.	U.S. IRS	09/06/17	09/22/17	Active
LA	RVP requirements of 7.8 psi and 9.0 psi waived in applicable areas. Permits the sale or distribution of winter gasoline with an 11.5 psi RVP.	State of Louisiana	08/29/17 Expanded: 08/30/17	09/15/17	Active



MI	RVP regulations waived. Permits the transportation and sale of motor fuels 9.0 psi RVP in Wayne, Oakland, Macomb, St. Clair, Livingston, Washtenaw, Monroe, and Lenawee counties, and up to 11.5 psi RVP elsewhere in Michigan.	State of Michigan	08/31/17	09/15/17	Active
MS	RVP standards of 9.0 psi waived. Permits the sale or distribution of winter gasoline with an 11.5 psi RVP.	State of Mississippi	08/30/17	09/15/17	Active
SC	RVP standards of 9.0 psi waived. Permits the sale or distribution of winter gasoline with an 11.5 psi RVP. Allows the comingling of RFG with conventional gasoline. Waives butane blending and T V/L = 20 requirements.	State of South Carolina	09/07/17	10/31/17	Active
VA	Waived the RVP limit for gasoline ethanol blends prescribed by regulations. Extended waiver to apply through duration of Hurricane Irma impact on 9/8.	State of Virginia	09/01/17 Extended: 09/08/17	Until further notice.	Active

Sources: U.S. Environmental Protection Agency; State Governments

OTHER WAIVERS

- On September 11, the U.S. EPA issued a blanket waiver for all power plant facilities in Florida, allowing them to operate without meeting all pollution controls in order to maintain the supply of electricity to customers and critical facilities across the state as a result of Hurricane Irma. The ‘no action assurance’ is temporary and will terminate on September 26, 2017; it was requested by the Florida Department of Environmental Protection and determined by EPA to be in the public’s interest. The facilities must continue to comply with all other federal, state and local environmental law and are still required to monitor and report levels of regulated contaminants released.
- On September 8, the Acting Secretary of **Homeland Security** [waived Jones Act](#) requirements for shipping refined petroleum products –including gasoline, diesel and jet fuel— to Florida for a 7-day period. The waiver of the Jones Act will allow foreign flag vessels to bring in fuel from New York, Pennsylvania, Texas, and Louisiana to South Carolina, Georgia, Florida and Puerto Rico to help with fuel shortages amid the threat from Hurricane Irma. On September 11, the Jones Act waiver was expanded to include shipments from all states in PADD 1B and PADD 3 to all sates in PADD 1C. The waiver applies to covered merchandise laded on board a vessel through and including September 22, 2017.



- On September 8, 2017, **PHMSA** issued an Emergency Waiver Order under 49 U.S.C. 5103 and Stafford Act declarations made for the U.S. Virgin Islands, Puerto Rico, Florida, and South Carolina, to persons conducting operations under the direction of the Environmental Protection Agency and the U.S. Coast Guard that support appropriate actions to prepare for, respond to, and recover from a threat to public health, welfare, or the environment caused by actual or potential oil and hazardous materials incidents resulting from Hurricane Irma in Puerto Rico, U.S. Virgin Islands, Florida, and South Carolina. On September 10, 2017, based on a Stafford act emergency declaration, PHMSA amended this order to include Georgia.
- On September 1, **PHMSA** issued an Emergency Stay of Enforcements for operators affected by Hurricane Harvey. The declaration states that PHMSA does not intend to take any enforcement action relating to their noncompliance with certain operator qualification requirements, or pre-employment and random drug testing requirements, arising from the use of personnel for pipeline activities related to response and recovery. On September 7, PHMSA issued an enforcement stay for the waiver to include states affected by Hurricane Irma. The states included in this extension are Florida, Georgia, North Carolina, South Carolina, and Puerto Rico.
- On September 5, the **Federal Energy Regulatory Commission (FERC)** approved an emergency waiver tariff, effective immediately, allowing the pipeline system to accept 11.5 RVP gasoline (A3) to fill nominations for 7.8 RVP gasoline (A1) and 9.0 RVP gasoline (A2); and to ship conventional gasoline in lieu of reformulated gasoline. Colonial's tariffs and tariff practices would not normally permit it to accept product that does not conform to the specifications of the product that was nominated.

