
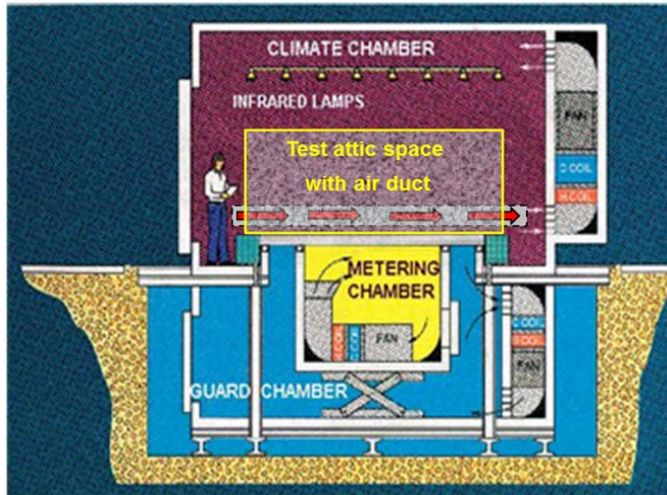


# Development and Validation of an Attic Model

2017 Building Technologies Office Peer Review



# Project Summary

## Timeline:

Start date: FY15

Planned end date: FY17

## Key Milestones:

1. Complete summer conditions cathedralized attic tests at ORNL and supply results; 3/17.
2. Project report showing the results of validation of the FATM's attic/roof deck ventilation algorithm against the experimental data; 12/17.

## Budget:

### **Total Project \$ to Date:**

- DOE: \$660K
- Cost Share: \$0K

### **Total Project \$:**

- DOE: \$660K
- Cost Share: \$0K

## **Envelope Program Core Funding**

## Key Partners:

Fraunhofer CSE

## Project Outcome:

Development of an attic simulation code that:

- Properly calculates energy efficiency through attics including convection phenomena and influences of duct systems within the attic (Fraunhofer CSE)
- Is validated with measurements (ORNL)
- Can be incorporated into EnergyPlus as a plug-in

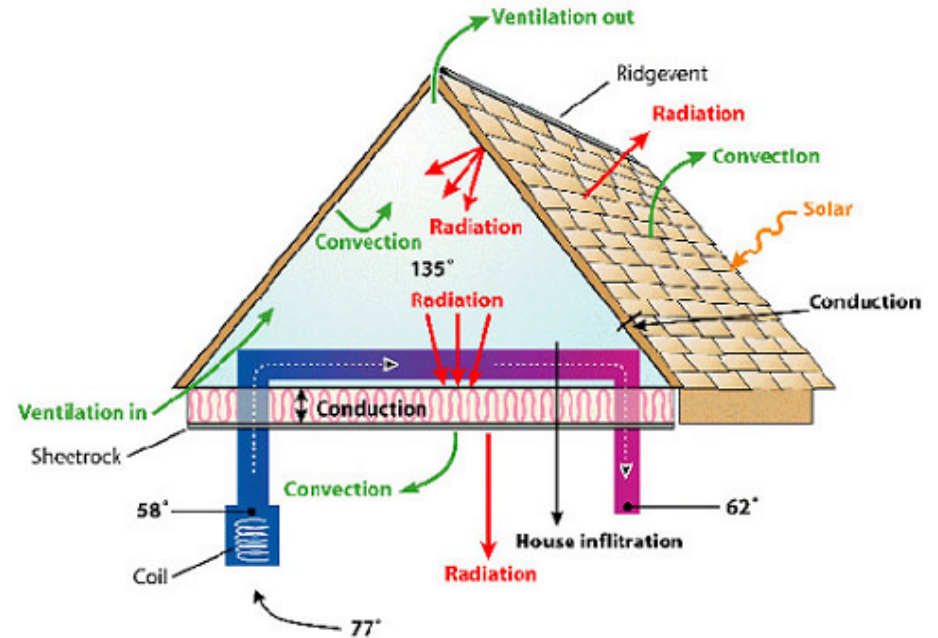
# Purpose and Objectives

**Problem Statement:** Attics use 1.3 quads of energy yearly. In whole building simulation tools, the attic is only represented by a simple R-value and many important physical phenomena are neglected. A detailed, validated module is needed to interface with our whole building tools.

**Target Market and Audience:** IECC and other energy code developers need accurate estimates of attic performance for their prescriptive and performance paths. Will become an engine for the Roof Savings Calculator (R&D 100 Award winner).

**Impact of Project:** The availability of a validated, new attic module for whole building tools would allow for the accurate and confident estimation of attic thermal performance, including the effects of complex geometries, temperature dependent material properties, radiant and switchable surfaces, traditional ventilation, and above-sheathing ventilation.

# Complexity of Current Roof and Attic Designs




# Experimental Approach

**Approach:** Create suitable attic test mockups for proposed measurements that will be evaluated in the Large Scale Climate Simulator (LSCS). The mockups will be instrumented to track the influence of parameters of interest.

**Key Issues:** Create an experimental plan that allows for the parameters of interest to change enough that the changes can be measured accurately.

**Distinctive Characteristics:** The LSCS is the only experimental facility that can perform these measurements. The combination of capabilities such as chamber size, solar simulation, additional volume and temperature controlled air sources make this chamber unique internationally.




# Analytical Approach

**Approach:** Create an attic energy model that can accurately estimate heat gains and losses with attics containing air ducts and above sheathing ventilated cavities. The energy model will be used to estimate thermal performance of attics around the U.S.

**Key Issues:** Develop numerical correlations and algorithms that accurately predict the measurements provided by the experimental test matrix.

**Distinctive Characteristics:** The Fraunhofer Attic Thermal Model (FATM) is a recently developed, object oriented, flexible, numerical framework based on the methods and software developments of ASTM C1340. FATM is the only attic energy model that can analyze the use of phase change materials in attics and complicated attic geometries.



# Progress and Accomplishments

## Accomplishments:

Work to date includes:


1. Modified LSCS to evaluate air duct/attic interactions and completed a series of eight experiments looking at the interaction between attics and attic air distribution systems.
2. Developed an air duct algorithm to estimate attic-air duct performance and validated the air duct algorithm with LSCS measured data.
3. Designed and constructed cathedralized ceiling assembly and completed five of eighteen cathedralized ceiling experiments.
4. Extended state-of-the-art above sheathing ventilation (ASV) algorithm and have preliminary validation comparisons for the ASV algorithm.

**Market Impact:** New attic model will allow code bodies to more accurately assess steep-slope roof performance. Basis for hygrothermal attic model?

**Awards/Recognition:** None.

**Lessons Learned:** None.

# Experimental Mock Up for Attic/Air Duct Experiments





# Progress and Accomplishments

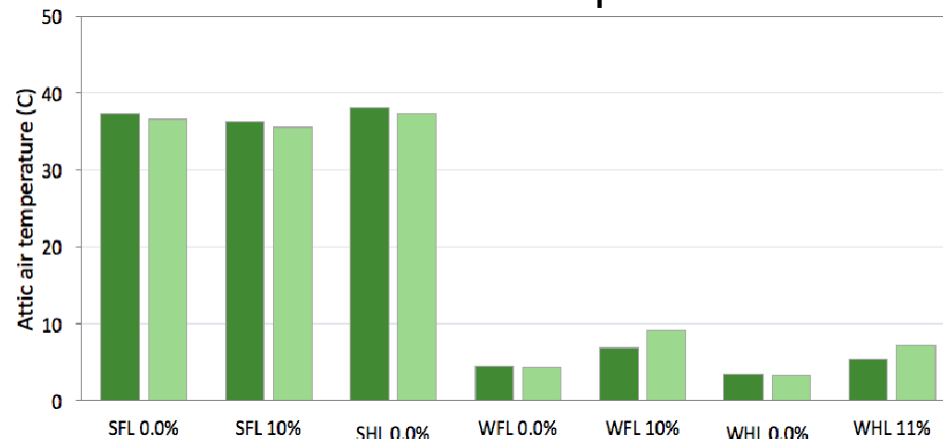
## Validation Efforts with LSCS data

### 1. Air Duct Experiments

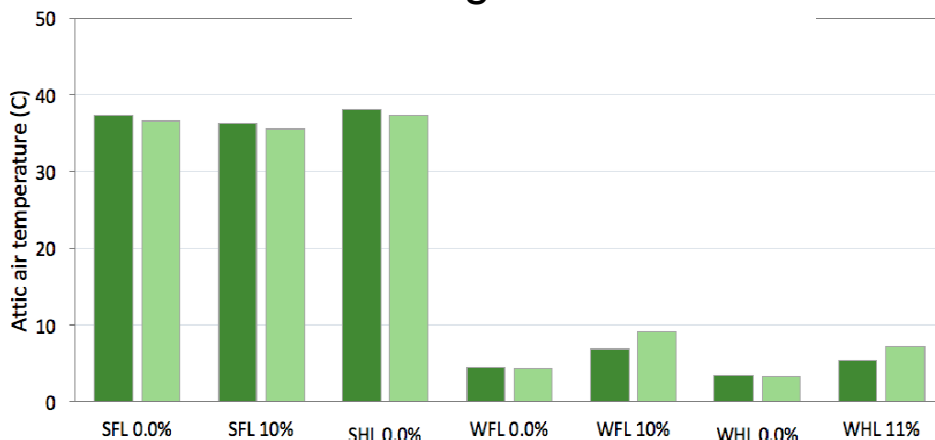
- Summer / winter conditions
- Fully exposed / half buried
- No air leakage, air leakage



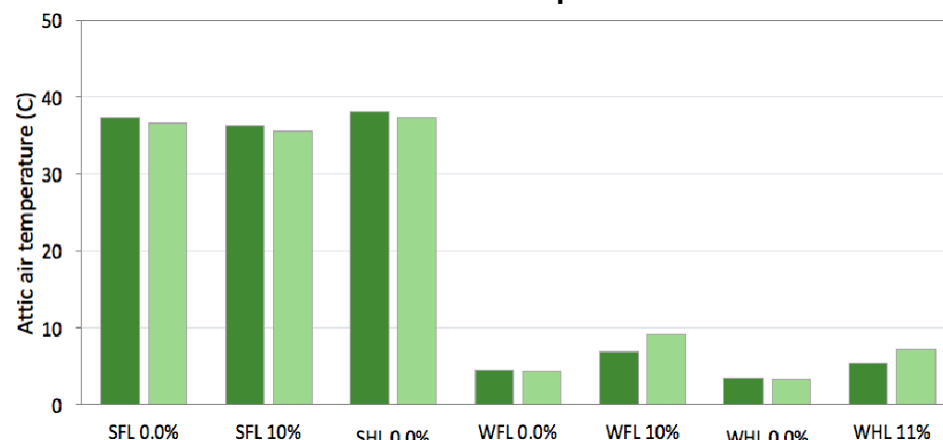
### Duct Outlet Temperature



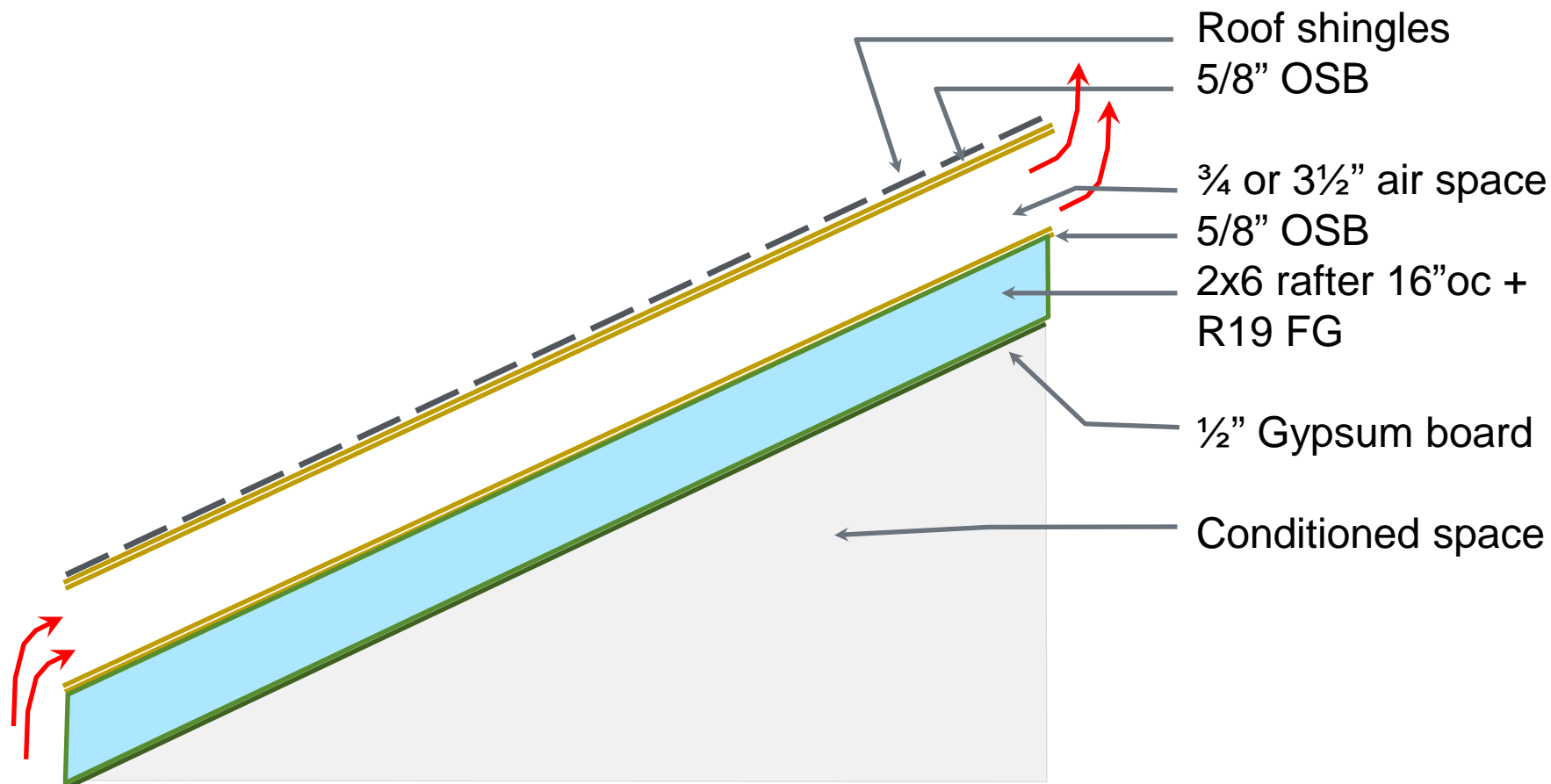
### Ceiling Heat Flux



### Attic Air Temperature




# Experimental Progress and Accomplishments



- Evaluate roof at two slopes – 3/12, 5/12
- Evaluate under ASHRAE summer and winter conditions

# Experimental Progress and Accomplishments



# Project Integration and Collaboration

**Project Integration:** Project staff are voting members of the appropriate ASHRAE Technical and Standards Committees (TC 4.4 on Building Materials and Building Envelope Performance, TC 4.7 on Energy Calculations, and the Envelope Subcommittee of 90.1) and have shared information about this project with their membership.

## **Partners, Subcontractors, and Collaborators:**

**ORNL:** Design attic experimental mockups and perform experiments.

**Fraunhofer CSE:** Develop model algorithms and validate algorithms using ORNL data.

**Communications:** ASHRAE Summer and Winter meetings, ASTM C16.30 Subcommittee on ASTM C1363 Thermal Testing, ASTM C1340 Task Group, Central European Symposium on Building Physics, RIMA International Conference, EnergyPlus development team.

# Next Steps and Future Plans

**Next Steps and Future Plans:** During the balance of FY 2017, we will:

1. Complete cathedralized ceiling experiments
2. Develop algorithms to cover variations in cathedralized constructions that were evaluated
3. Validate algorithms
4. Supply DOE with executable form of the attic module



---

# REFERENCE SLIDES

# Project Budget

**Project Budget:** \$220K per year for FY15-17

**Variances:** None

**Cost to Date:** \$500K

**Additional Funding:** None

## Budget History

FY 2015– FY 2016 (past)		FY 2017 (current)		FY 2018 (planned)	
DOE	Cost-share	DOE	Cost-share	DOE	Cost-share
\$440K	\$0K	\$220K	\$0K	\$0K	\$0K

# Project Plan and Schedule

Project Schedule												
Project Start: October 2014	Completed Work											
Projected End: December 2017	Active Task (in progress work)											
	◆ Milestone/Deliverable (Originally Planned)											
	◆ Milestone/Deliverable (Actual)											
	FY2015				FY2016				FY2017			
Task	Q1 (Oct-Dec)	Q2 (Jan-Mar)	Q3 (Apr-Jun)	Q4 (Jul-Sep)	Q1 (Oct-Dec)	Q2 (Jan-Mar)	Q3 (Apr-Jun)	Q4 (Jul-Sep)	Q1 (Oct-Dec)	Q2 (Jan-Mar)	Q3 (Apr-Jun)	Q4 (Jul-Sep)
<b>Past Work</b>												
Modify Traditional Attic Test Mockup	◆											
Complete Experiments on Attic/Duct System					◆	◆						
Develop Algorithms for Attic/Duct System Interaction					◆							
Validate Attic Duct System Algorithms								◆				
Construct Cathedralized Ceiling Module										◆		
<b>Current/Future Work</b>												
Complete Experiments on Ceilings												◆
Validate Cathedralized Ceiling Algorithms												◆
Submit Executable File to DOE (12/17)												◆