

# DOE Bioenergy Technologies Office (BETO) 2015 Project Peer Review

## Renewable Hydrogen Production from Biomass Pyrolysis Aqueous Phase


March 27, 2015

Thermochem Conversion Review

PI: Abhijeet P. Borole, Ph.D.

Oak Ridge National Laboratory

Co:PI's & Collaborators: S. Pavlostathis, C. Tsouris, S. Yiacoumi, Georgia Tech; P. Ye, N. Labbe, University of Tennessee, Knoxville, R. Bhave, ORNL



# Goal Statement

- Carbon, Hydrogen and Separations Efficiency (CHASE) Project.

Technical Area: Hydrogen Efficiency, subtopic: *Reforming hydrogen from aqueous streams in biomass liquefaction.*

- Goals:
  - Produce hydrogen and improve its recovery from biomass-derived bio-oil aqueous phase to reduce use of fossil fuels and lower lifecycle greenhouse gas emissions.
  - Investigate separation processes to enable the hydrogen production process.

# Quad Chart Overview

## Timeline

- FOA award – CHASE project
- 10/1/2013
- 9/30/2016
- 40% complete

## Budget

	Total Costs FY 10 –FY 12	FY 13 Costs	FY 14 Costs	Total Planned Funding (FY 15- Project End Date
<b>DOE Funded</b>	0.0	\$1,697	\$446,349	\$1,686,954
<b>Project Cost Share (Comp. )*</b>	0.0	0.0	\$174,426 (28.1%)	\$360,424
	<b>By partner:</b>	-----	-----	-----
	GIT		\$77,376	\$122,411
	UTK		\$82,257	\$205,193
	FCE		-	\$4,940
	Pall		\$13,794	\$17,080
	Omni		-	\$10,800

## Barriers

- Barriers addressed
  - Tt-M. Hydrogen Production
  - Tt-N. Aqueous Phase Utilization and Wastewater Treatment
  - Tt-O. Separations Efficiency
- Additional barriers addressed
  - Tt-H. Bio-oil Intermediate Stabilization

## Partners

- Partners (FY13-14)
  - GIT: Georgia Institute of Technology (40.3%)
  - University of Tennessee, Knoxville (31.3%)
  - FuelCellEtc. Inc. (< 1%)
  - Pall Corporation (6.2%)
  - OmniTech International (< 2%)

# 1 - Project Overview

## Objectives

- Reforming of aqueous phase organics to hydrogen via microbial electrolysis cell (MEC) technology.
- Develop energy-efficient separations to support MEC.
- Demonstrate improvement in hydrogen efficiency.
- Perform life-cycle analysis.

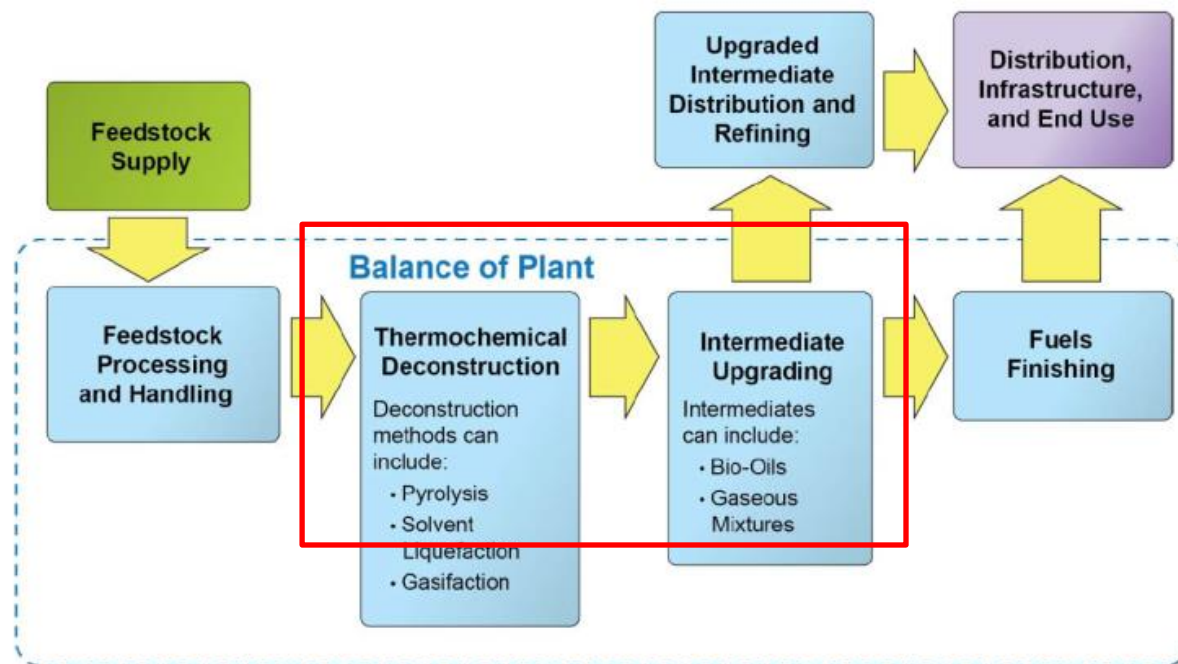
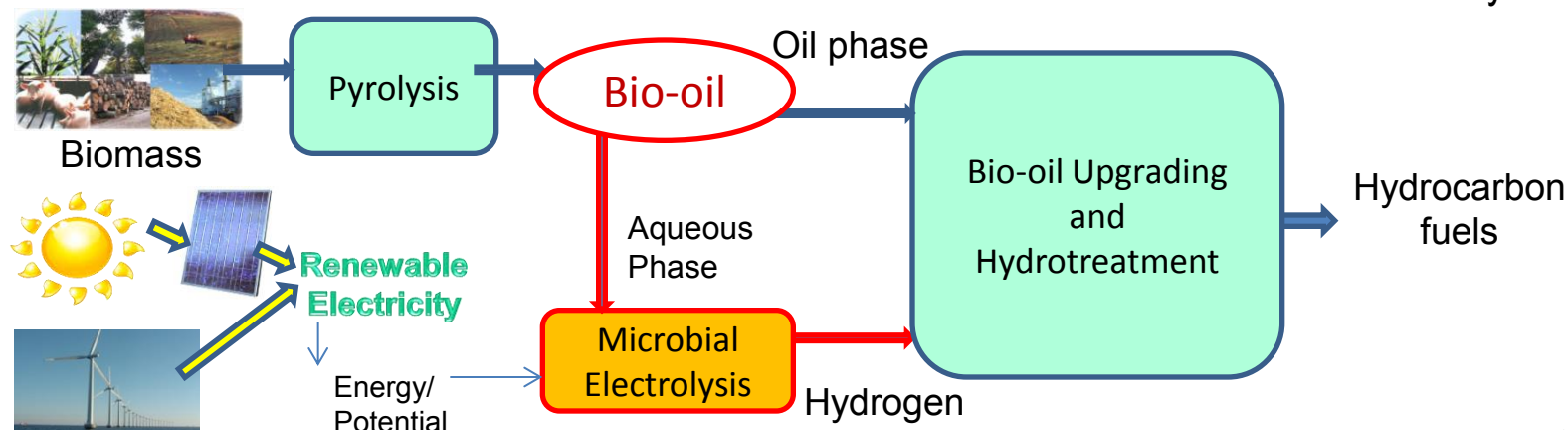


Figure 2-25: Thermochemical conversion process steps for biomass to biofuels



# 2 – Approach (Technical)

- Produce hydrogen from biooil aqueous phase organics using MEC
- Investigate separation methods to generate feed for MEC and downstream separations to enable water/biocatalyst recycle

- **Critical success factors**

- Developing biocatalysts capable of utilizing biooil
- Productivity of H<sub>2</sub>
- Sufficient yield of H<sub>2</sub> to upgrade bio-oil

- **Challenges**

- Overcoming toxicity of biooil substrates (phenolics, furan aldehydes, etc.) and enabling complete utilization/removal of acidic and polar compounds.
- Product specificity (to avoid methane production in bioanode)
- Minimizing bioelectrochemical losses and achieving high conversion **efficiency**
- Developing a continuous process

Go/No-Go criteria:

12 Mo. 80% conversion at 2 g/L-day in MEC

30 Mo. 60% H<sub>2</sub> production efficiency based on organic acids

Metrics:

- a) H<sub>2</sub> production rate >5 L/L-day
- b) Coulombic efficiency > 50%

# 2-Approach-Management

- Management of multi-partner team
  - Biannual meetings
  - Monthly conference calls/Task
  - IP (Inter-lab NDAs)
  - Quarterly Reports
  - Defining 5 PhD thesis uniquely

Problem

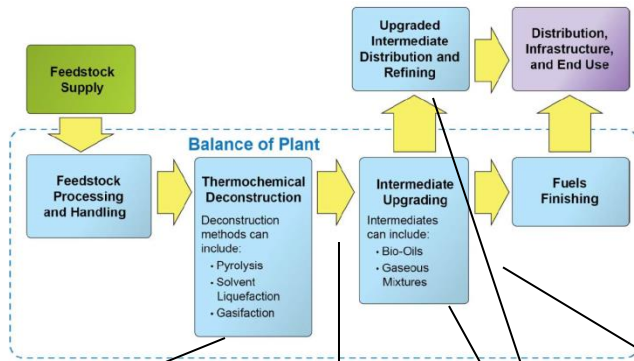
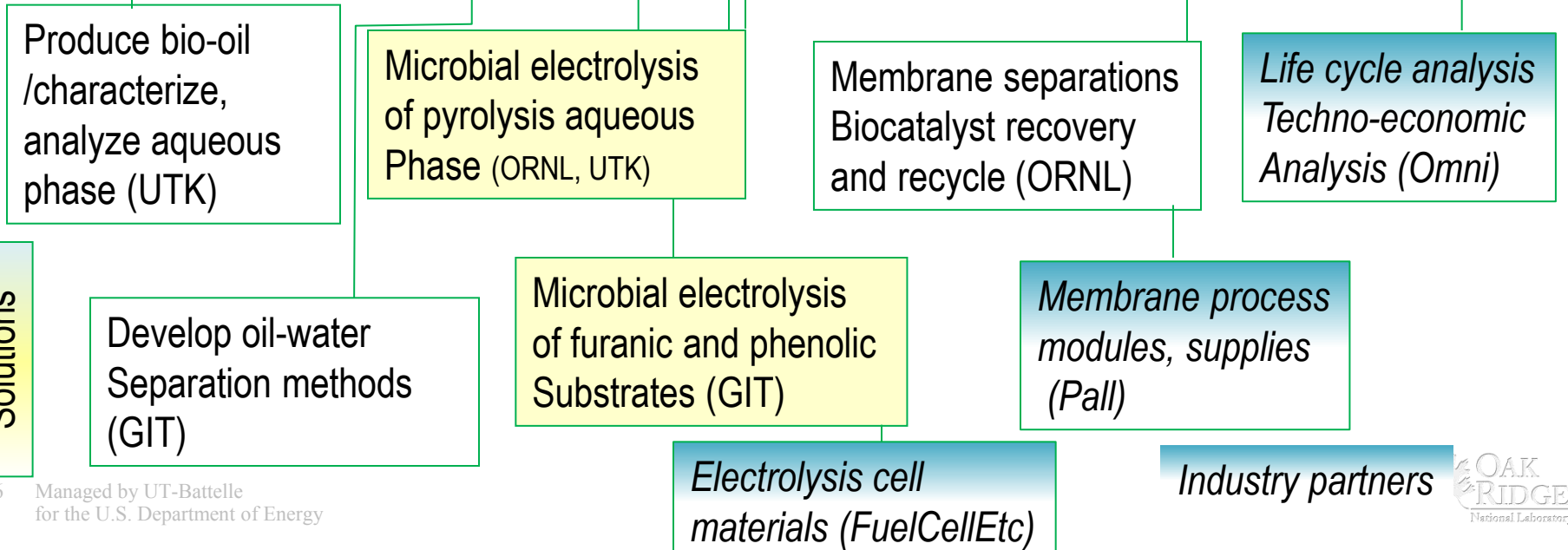


Figure 2-25: Thermochemical conversion process steps for biomass to biofuels

- Understanding of biooil composition
- Biooil pH, instability
- Hydrogen requirement
- Loss of carbon via aqueous phase
- GHG reduction

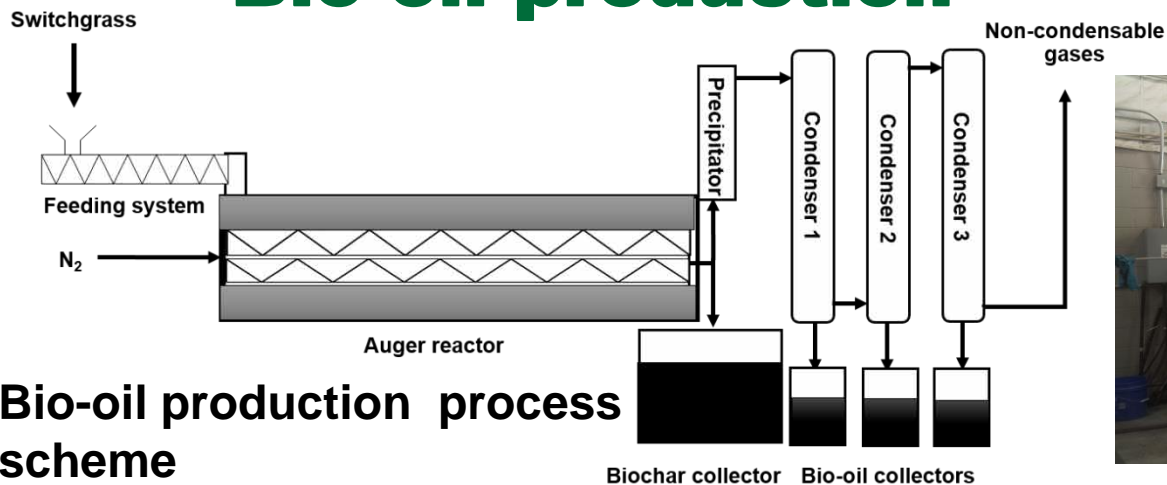
Solutions



# 3.0 – Technical Accomplishments/ Progress/Results

- **Objective 1.** Develop a reforming process for efficient conversion of aqueous phase organics to hydrogen via microbial electrolysis.
- Progress:
  - Development of electroactive biocatalyst via directed evolution (25 generations)
  - Demonstration of hydrogen production from bio-oil aqueous phase (boap) (5 L/L-day)
  - Demonstrating conversion of phenolic compounds in bioanode (study 5 model compounds)
  - Development of separation methods (electroseparations, membrane separations)
- Milestones completed:
  1. Complete set-up of MEC and separations experiments (12/2013)
  2. Bio-oil production from switchgrass via pyrolysis (03/2014)
  3. Initiate bench-scale membrane separations using Pall system (06/2014)
  4. Demonstrate 80% conversion of key boap acids at a rate of 2g/L-day (09/2014). First Go/No-go criteria.
  5. Demonstrate the anodic conversion of phenolic acids (12/2014)
- Most important accomplishment:
  - Achieve > 80% conversion of acetic acid and boap at the rate of 2 g/L-day in bioanode (12 Mo. Go/No-Go criteria)

# 3.a – Technical Achievements: Bio-oil production



**Pilot auger pyrolysis reactor at UTK Center for Renewable Carbon**

## Bio-oil production process scheme

- Feedstock: switchgrass
- Particle size: less than 2mm
- Water content of switchgrass: 7-8 wt%.
- Feeding rate: 10kg/hr
- Reaction temperature: 500°C
- Bio-oil: combined by three condensers
- 1st batch bio-oil: about 10 kg, produced on Jan. 2014
- 2nd batch bio-oil: about 11 kg, produced on Sept. 2014

## Products from switchgrass fast pyrolysis

Bio-oil production	Bio-oil yield (wt%)	Bio-char yield (wt%)	Non-condensable gas yield (wt%)
1 <sup>st</sup> batch	50	29	21
2 <sup>nd</sup> batch	54	29	17

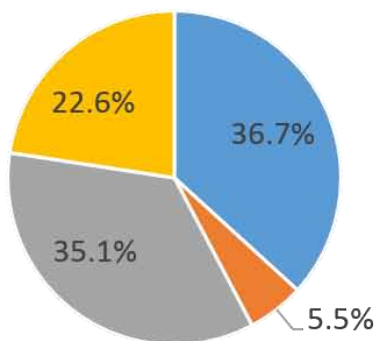
**Completion of Milestone 2: Production of bio-oil from switchgrass**



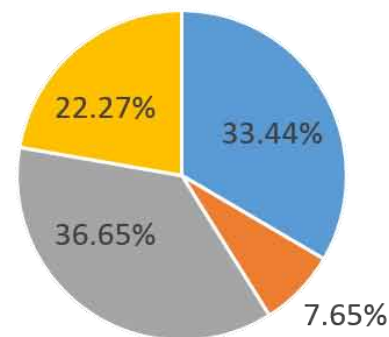
# 3.b – Technical Achievements

## Bio-oil and aqueous phase characterization

Aqueous phase separation after adding water: oil: 4:1 followed by centrifugation. This bio-oil aqueous phase (boap) is used for MEC studies.



- water in crude bio-oil to aqueous phase
- chemicals to aqueous phase



- water in crude bio-oil to organic phase
- chemicals to organic phase

Properties	Crude bio-oil	Aqueous phase
Water content (wt%)	42.3	91.7
Total solid (wt%)	1.7	Not detected
pH value	2.84	3.02
Density (g/ml)	1.13	1.01
Ash (wt%)	0.31	0.085
Viscosity at 40 °C (cSt)	6.5	0.75
TAN, mg KOH/g	137.3	30.1

Bio-oil and aqueous phase were also analyzed by HPLC-photodiode array detector and GC-MS.

**A large fraction of the compounds in bio-oil partition into aqueous phase**

# 3.c - Hydrogen Production: Comparison with Existing Technologies

- Bio-oil steam reforming using Pt-Re or metal catalysts:
  - Low H<sub>2</sub> yield (0.1 to 40 %) vs. 64-91% for MEC.
  - High coking vs. no coking in MEC
  - Expensive catalyst vs. regenerable biocatalyst for MEC.
- Bioconversion:

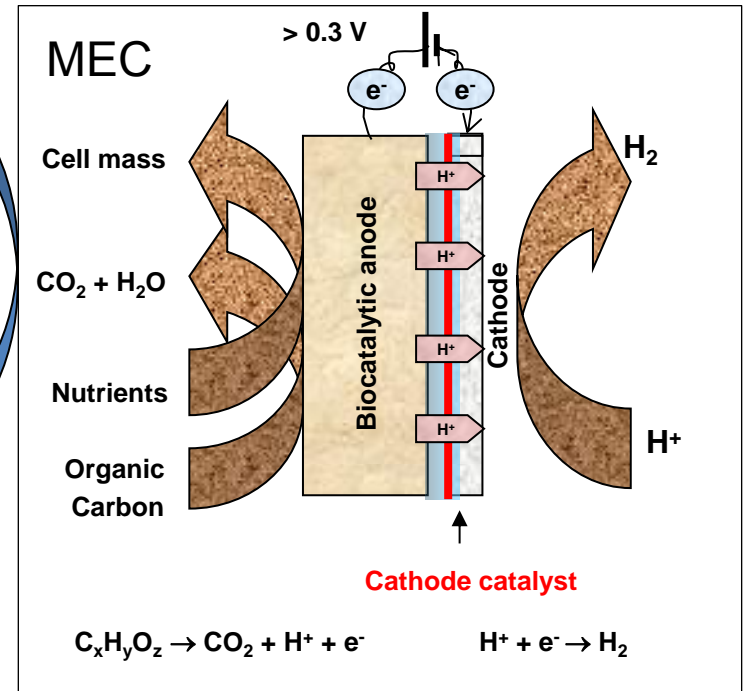
	Process scheme	Theoretical yield	Observed yield	Free energy change (for H <sub>2</sub> -producing step)	Overall observed energy yield	Comments
1	Hypothetical H <sub>2</sub> production	12				
2	Hexose to ethanol to H <sub>2</sub> via autothermal reforming	10	9.5	-265 <sup>a</sup> kJ/mole	~83%	Prohibitive catalyst (Rh) cost <sup>10</sup>
3	Dark-light fermentation: Glucose → acetate → H <sub>2</sub>	8	7.1	+164 kJ/mole	59.2%	Limited by light penetration and cost <sup>39</sup>
4	Methanogenesis-steam reforming	8	6.0	+261 kJ/mole	50.5%	Mature technology components <sup>9,40</sup>
5	MEC	12	8.2	+104.6 kJ/mol	64%	Nascent technology <sup>3,30</sup>

<sup>a</sup> Processes 3–5 require energy input for the hydrogen-producing step, but this step is energy yielding in process 2. While the hydrogen producing reaction is energy-yielding, energy input is required for production of ethanol from hexose.

Microbial electrolysis is a high efficiency, high yield, practical alternative available for hydrogen production.

# 3.d - Microbial Electrolysis

- Pyrolysis derived aqueous phase
  - Potential for loss of carbon
  - Emulsifies with oil phase
  - Makes bio-oil unstable
  - Makes bio-oil corrosive
- Microbial electrolysis
  - Conversion of biooil aqueous phase (boap) organics to **hydrogen**
  - Anode: Conversion of degradable organics to electrons, protons and CO<sub>2</sub>
  - Cathode: Proton reduction to hydrogen at applied potential of 0.3-1V.
  - Uses electroactive biofilms tolerant to inhibitory and toxic molecules in biooil aqueous phase (furfural, hydroxymethylfurfural, phenolics, etc.)



**Pathway: Bio-oil Aqueous Phase (boap)**  
**→ electrons + protons (anode)**  
**→ H<sub>2</sub> (cathode)**

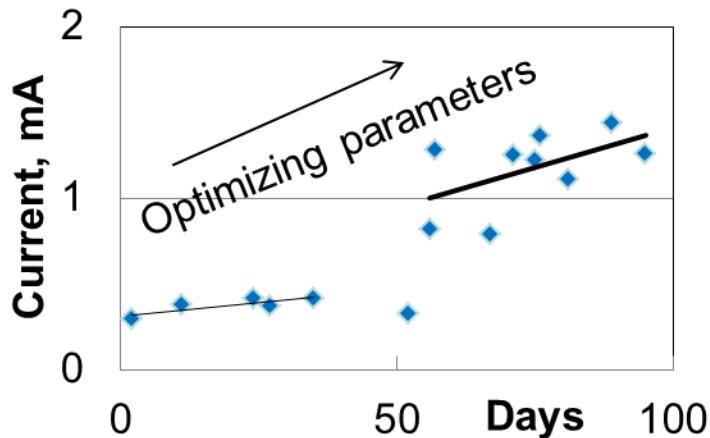
Borole, A. P., et al., 2009, *Biotechnol for Biofuels.*, *Controlling accumulation of fermentation inhibitors in biorefinery process water using Microbial Fuel Cells*, 2, 1, 7.

Borole, A. P., et al., 2011, *Energy Environ. Sci.*, *Electroactive biofilms: Current status and future research needs* **4**: 4813-4834.

# 3.e – Technical Achievements

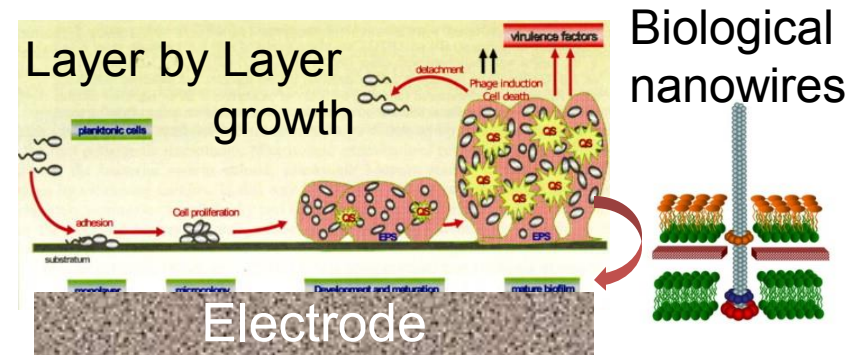
## Anode Biocatalyst Development via Targeted Evolution

- Growth of anode biocatalyst: Electroactive biofilms
- Biocatalyst density
- Population diversity
- Improving current/ electron production using **boap** via **Targeted Evolution** of biofilms

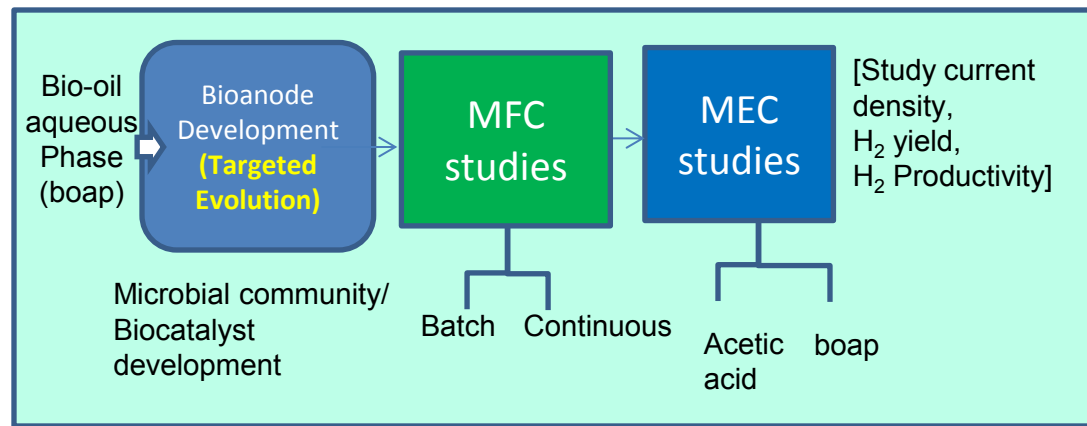
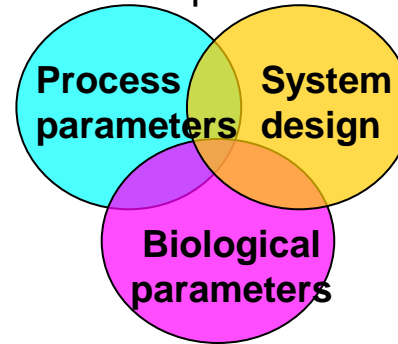


Borole, A. P., *US Patent 7,695,834, UT-Battelle, USA, 2010.*  
 Borole, A. P., *US Patent 8,192,854 B2 UT-Battelle, USA, 2012.*

Borole, A. P., et al., *Environ Sci Technol.* **2013**, *47*, 642.  
 Borole, A. P., et al., *Energy Environ. Sci.* **2012**, *4*: 4813-4834.  
 Borole, A. P., et al., *Bioresour. Technol.* **2011**, *102*, 5098.  
 Borole, A. P., et al., *Biochem. Eng. J.* **2009**, *48*, 71.

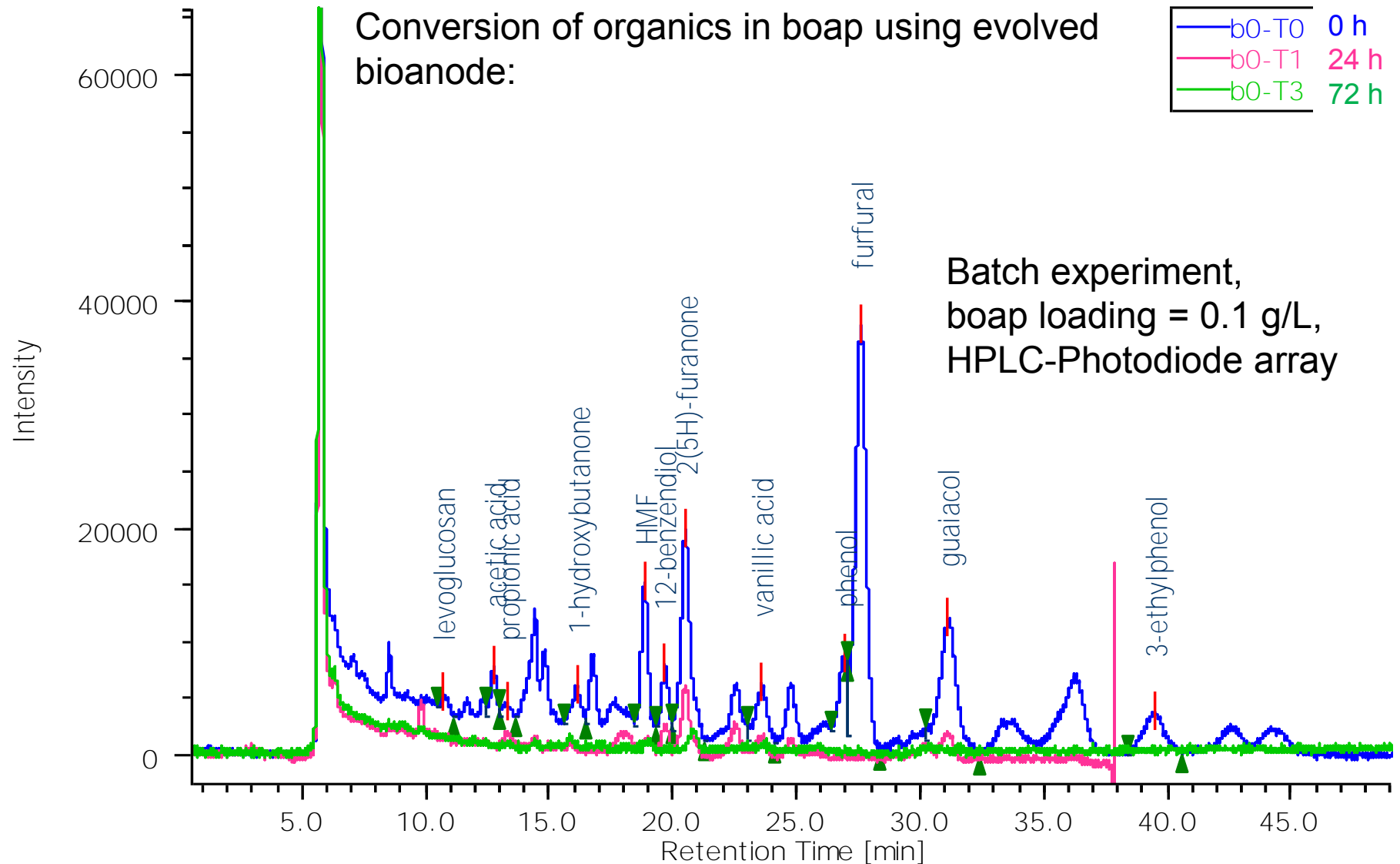


Electroactive  
Biofilm Optimization



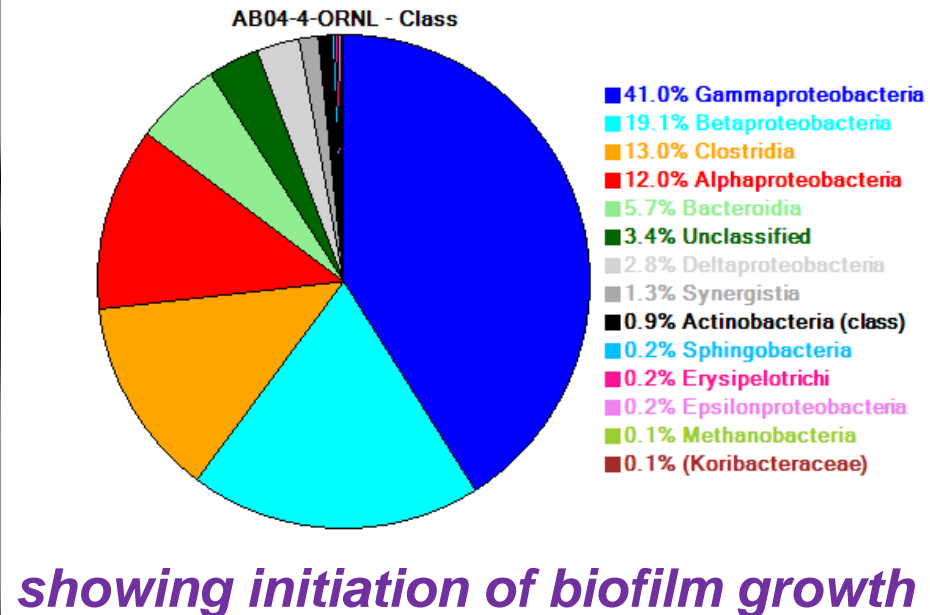
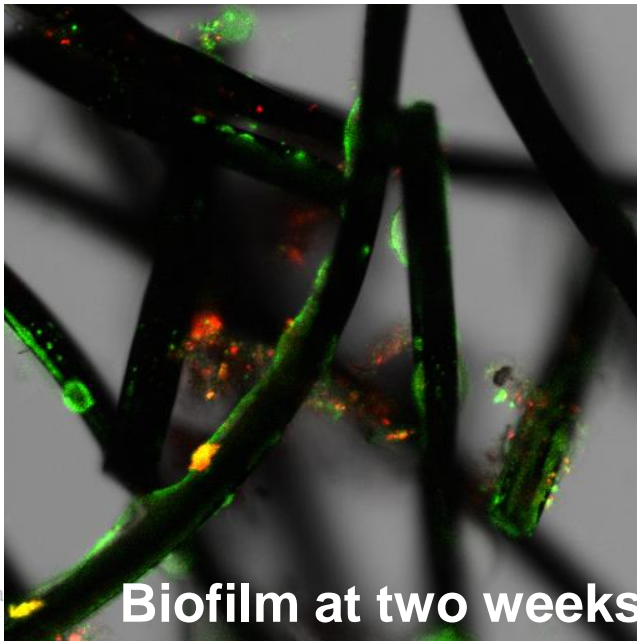

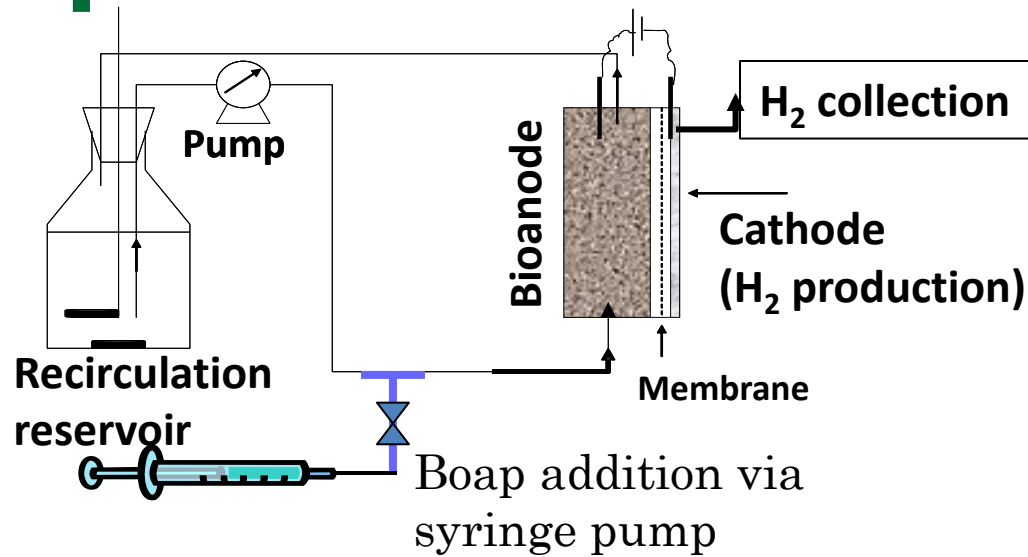
# 3.f – Technical Achievements

## Conversion of Bio-oil Aqueous Phase



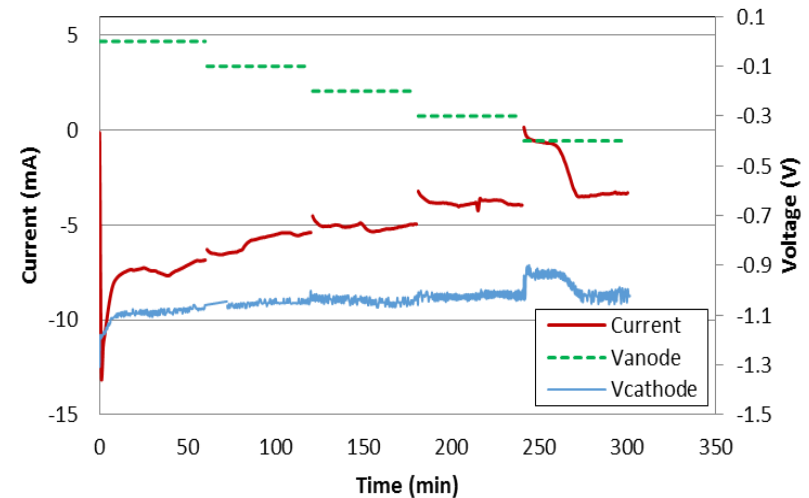
Successful development of anode biocatalyst for conversion of bio-oil aqueous phase, including removal of acetic acid and phenolic acids.

# 3.g – Technical Achievements: MEC Operation and Performance

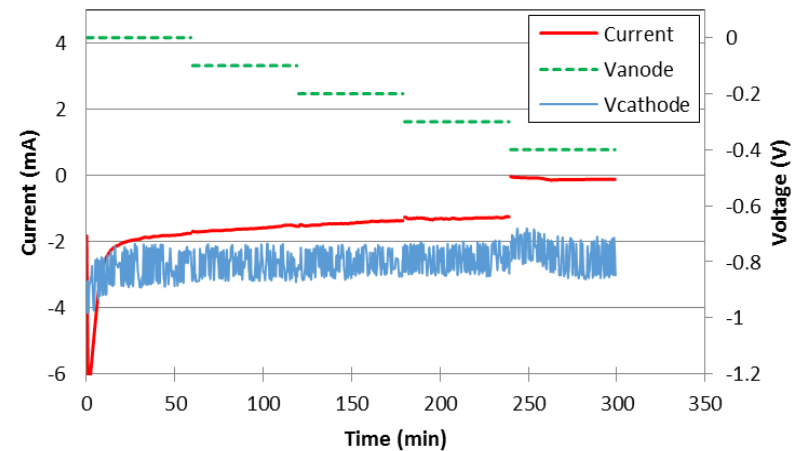


# 3.h – Technical Achievements: Conversion of Acetic Acid and Boap

- Acetic acid conversion in bioanode
  - Continuous addition experiment – 2 g/L-day
    - >80% conversion with > 4 mA current production
    - 0.9 L H<sub>2</sub>/L-anode per day



- Boap conversion in bioanode
  - Batch experiment – 1 g/L boap
    - Conversion rate > 5 g/L-anode per day
    - 82.7% conversion in 24 hours
  - Continuous feeding – 2 g/L-day
    - Current production at 1.5 mA ~ 30% conversion



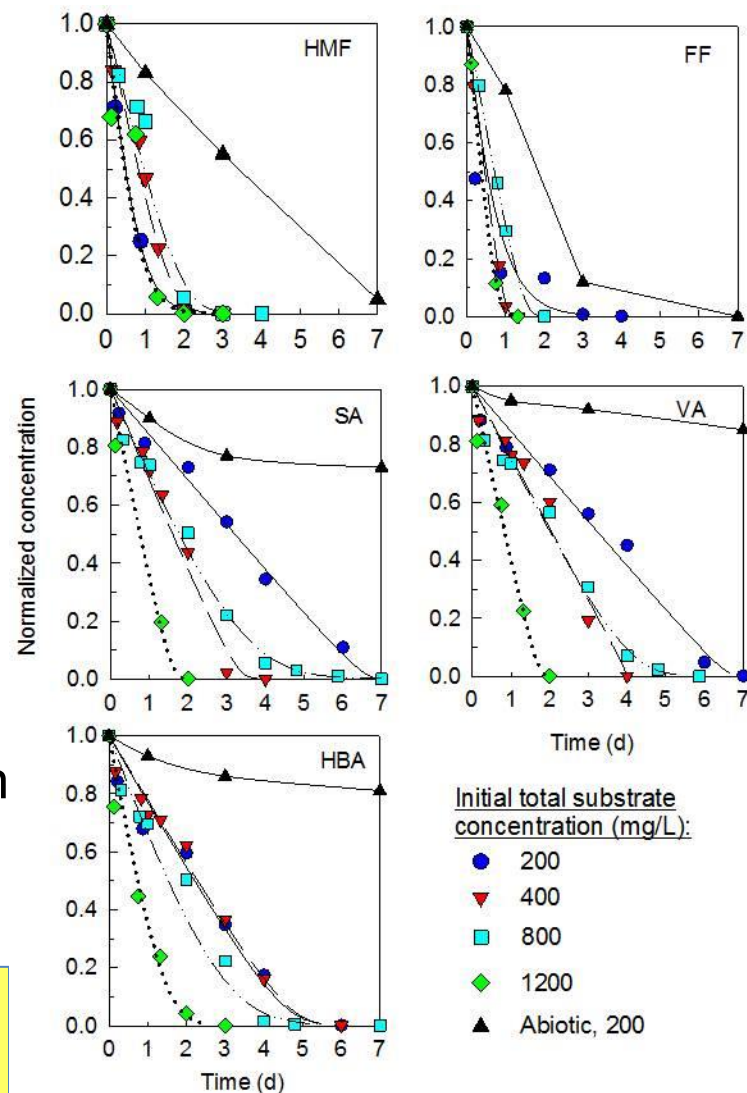
Alex Lewis, UTK

**Completed Milestone 4: Demonstrated conversion of major acid component of boap at 2 g/L-day with 80% conversion (1<sup>st</sup> Go/No-go criteria).**

# 3.i – Technical Achievements - Understanding Conversion of Furanic and Phenolic Compounds in Bioanode



- ❖ Investigate inhibition by phenolic compounds and furan aldehydes
- ❖ Model compounds:
  - ❖ Furfural (FF)
  - ❖ Hydroxymethylfurfural (HMF)
  - ❖ Syringic acid (SA)
  - ❖ Vanillic acid (VA)
  - ❖ 4-Hydroxybenzoic acid (HBA)
- ❖ Results:
  - ❖ No inhibition under 1200 mg/L
  - ❖ Served as substrates for anode microorganisms, but conversion limited by accumulation of intermediates.

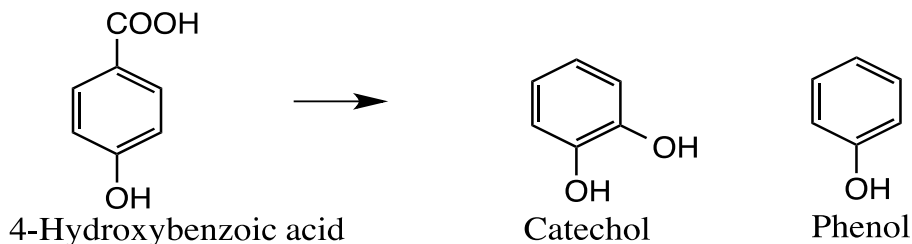
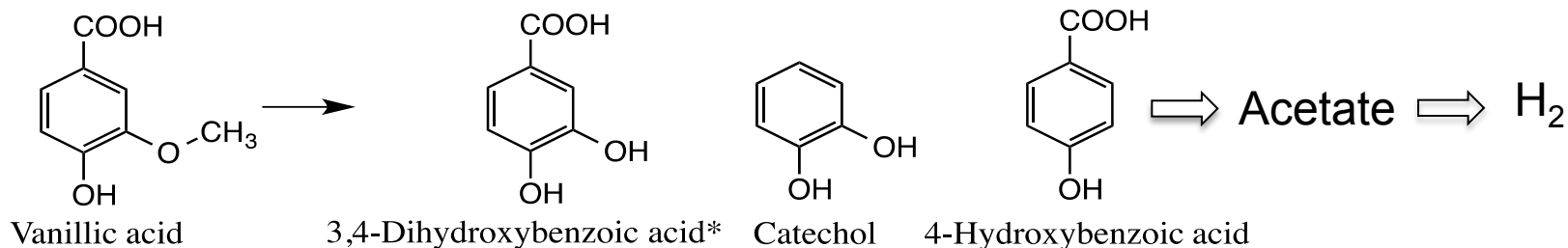
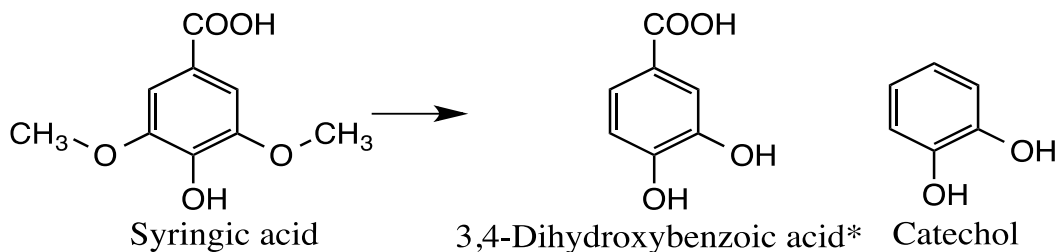
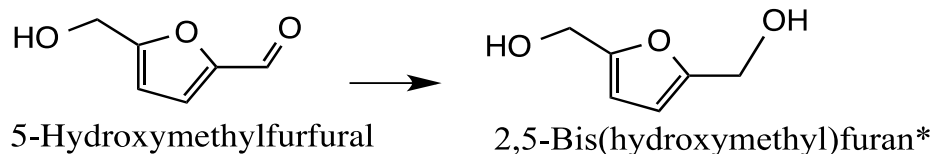
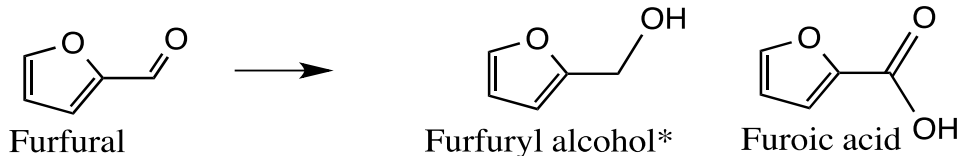


**Completed Milestone 5: Demonstrate the anodic conversion of phenolic acids**



# 3.j – Technical Achievements

## Pathways for Conversion of Furanic and Phenolic Compounds in Bioanode



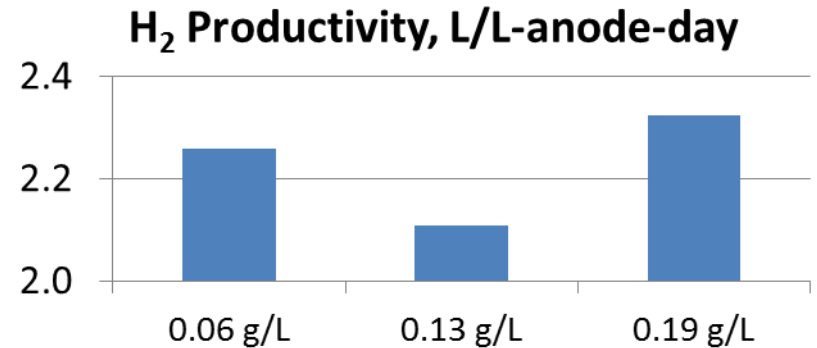
- Identification of intermediates by mass spec
- Pathway analysis results can lead to better understanding of complex bioanode conversion bottlenecks.

Xiaofei Zeng,  
SG. Pavlostathis

# 3.k – Technical Achievements

## Further development of MEC

- Production of hydrogen from boap in batch MEC studies.



	Targets for commercial consideration	Start of Project (2013)	February 2015
Hydrogen production rate	>15 L H <sub>2</sub> /L-reactor-day <b>FCTO FY20 target for MEC: 4 L/L-day from sugars</b>	< 1 L-H <sub>2</sub> /L-reactor-day	<b>&gt; 2 L/L-day from bio-oil aqueous phase</b>
Anode current density, A/m <sup>2</sup>	20	< 2 for boap	5 for boap
Anode CE	>90%	< 40% [7]	50-54%
Applied voltage	< 0.6 V	1.0 V [14]	0.9V
Cathode CE	>90% at 0.6V or less	80% with 1 V (using acetic acid)	82-96%

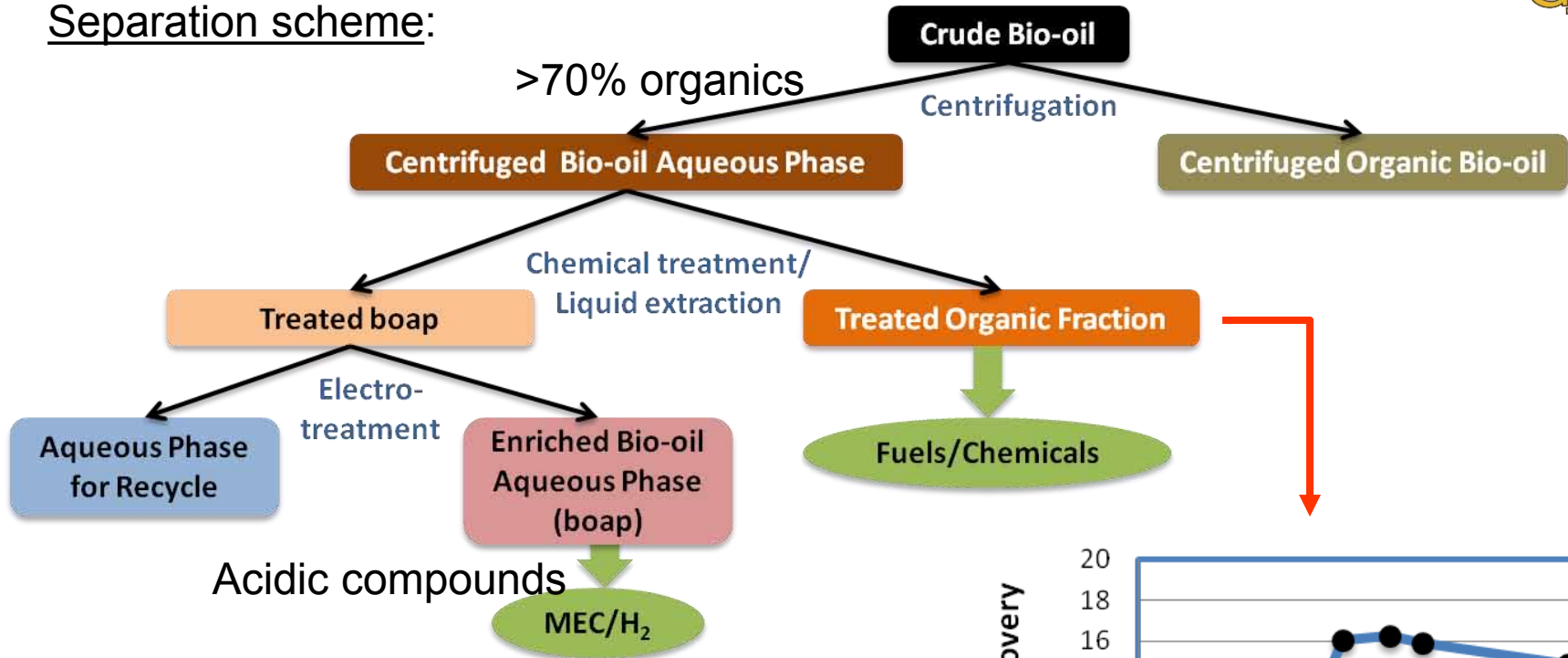
**Demonstrated capability of MEC to produce H<sub>2</sub> from boap with high efficiency and productivity.**

Performance and efficiency metrics for MEC development.

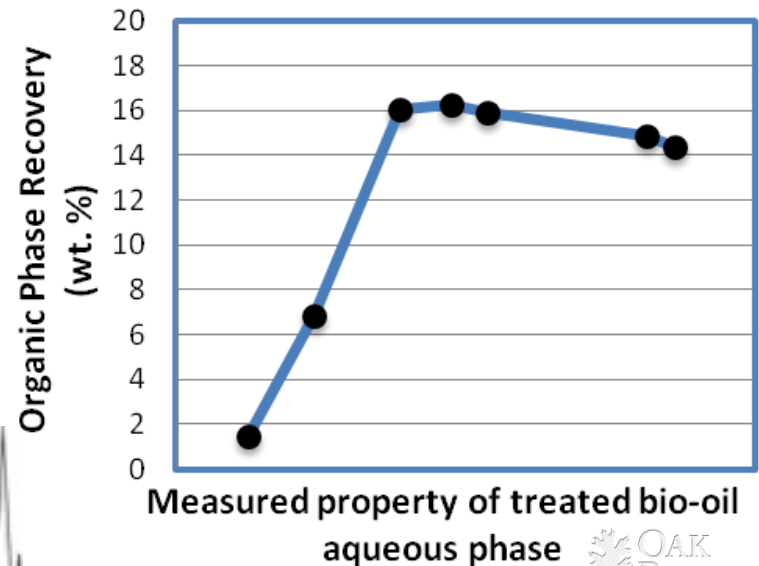
# 3.1 – Technical Achievements Bio-oil separations



Separation scheme:



- Methods under investigation:
  - Centrifugal separators
  - Electro-separations
  - Induced phase separation



Costas Tsouris,  
Sotira Yiacoumi, Lydia Park.

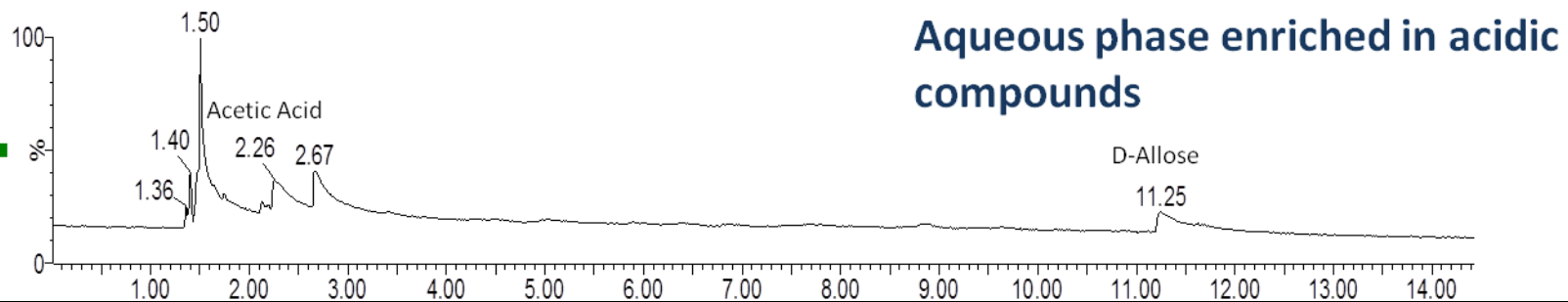
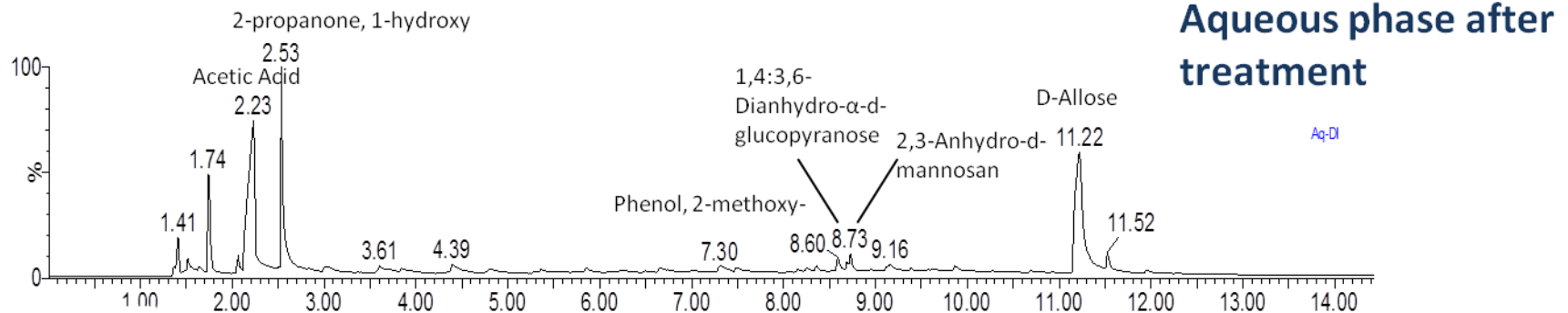
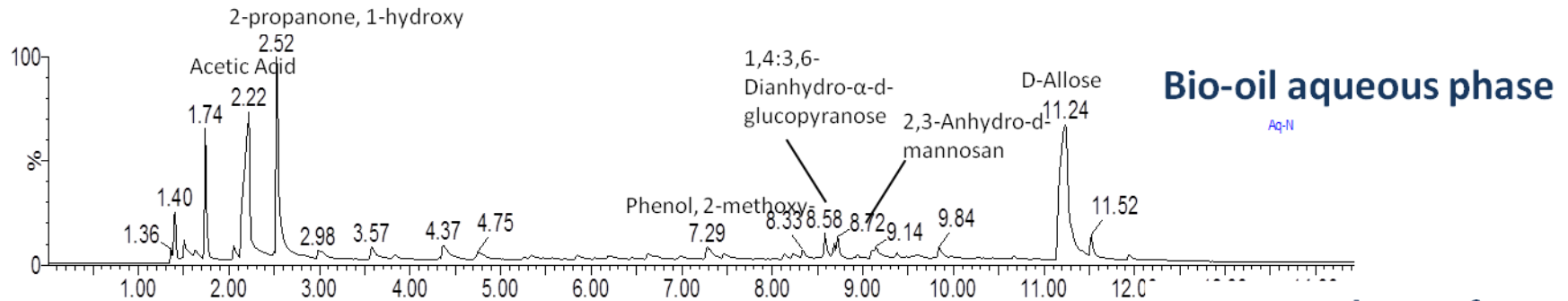
Georgia  
Tech

OAK  
RIDGE  
National Laboratory

# 3.m – Technical Achievements Bio-oil separations



- Induced separation of acidic compounds:

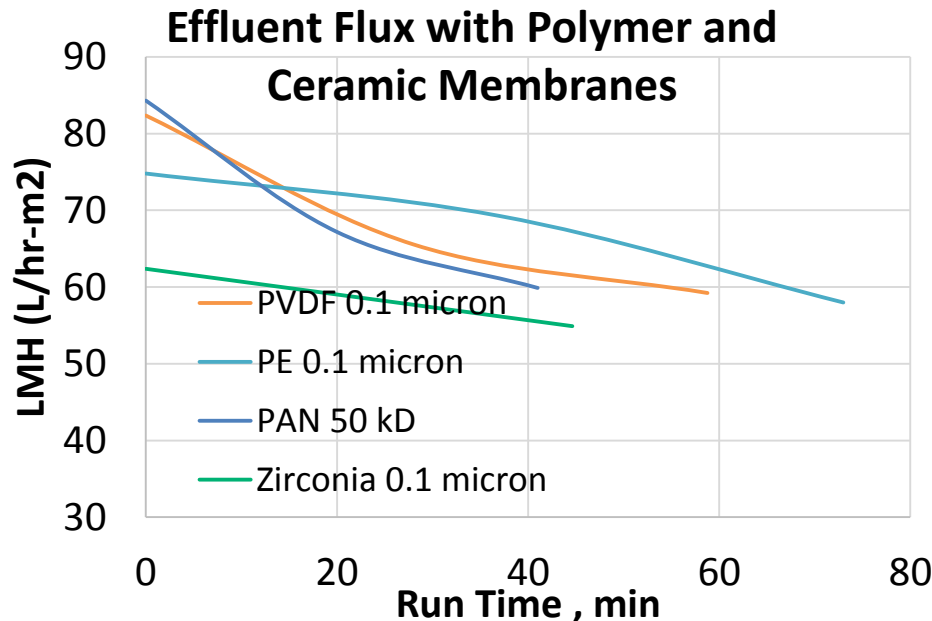


Results show potential of the methodology for separation of acidic compounds.

# 3.n – Technical Achievements

## Membrane separation of MEC effluent for water and biocatalyst recycle

- Evaluate MEC cellular biomass effluent with polymer and ceramic membranes
- Characterize MEC effluent particle size distribution
- Establish long term flux stability over time
- Demonstrate effective fouled membrane cleaning



### MEC effluent particle size preliminary analysis

Particle size range: 0.1  $\mu\text{m}$  to  $\sim 1000 \mu\text{m}$   
10 % of particles up to 2  $\mu\text{m}$   
50<sup>th</sup> percentile was  $\sim 140 \mu\text{m}$

### Filtration Performance

Membrane flux: 40 -60 L/hr-m<sup>2</sup>.  
Polymeric membranes better than ceramic zirconia.

Tim Mains, Ramesh Bhawe, ORNL

Completed Milestone 3: Set-up and initiate membrane separations experiments. Results show potential of membranes to separate biocatalyst from MEC effluent.

# 4 - Relevance

- Contributions to BETO MYPP goals:
  - Developed strategy for improving carbon and hydrogen conversion efficiency and demonstrated feasibility of conversion using switchgrass as feedstock (Barriers Tt-M, Tt-N)
  - Initiated investigations into separations technology for extracting acidic compounds from bio-oil and for water recycle (Tt-O)
  - Address *'Balance of Plant'* issues: wastewater treatment, minimizing organics in aqueous phase, more efficient carbon and hydrogen usage process recycle (p. 2-70 of mypp)
  - Address knowledge gaps in chemical processes via bio-oil characterization, understanding and driving separation and conversion of key problem (acidic/polar) compounds (Tt-H, Tt-L).
- Invention disclosures
  - Hydrogen production from pyrolysis-derived aqueous phase (February 2015).
  - Separation of acidic molecules from bio-oil (in preparation)

# 4 – Relevance...

- Application in emerging bioenergy industry
  - Establish MEC as core technology for hydrogen production in thermochemical biooil upgrading
  - Potential application for producing hydrogen from fermentation effluent and lipid-extracted algae
- Support of strategic goals (Section 2.2.2.1 of mypp)
  - Use of extracted electrons for increasing efficiency of production of biofuels (butanol) via bioelectrochemical systems (p. 2-71, 2-79 –'yet-to-be-discovered technologies')
  - Production of biochemicals (1,3-propanediol; 1,4-butanediol)
- Sustainability analysis and communication
  - Consumptive water use, wastewater treatment.

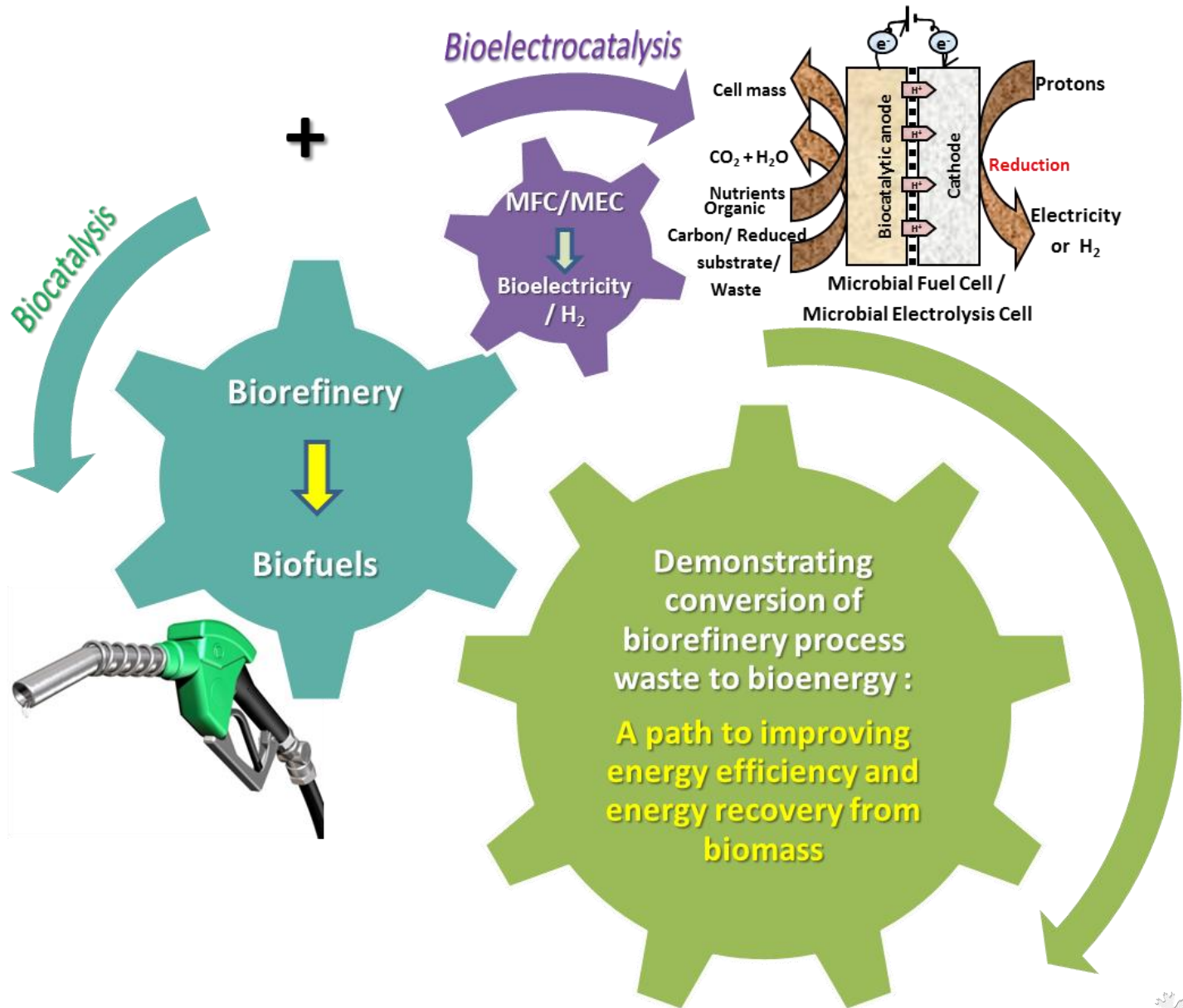
# 5 – Future Work

- Identify limitations to bioap conversion and hydrogen production in MEC via impedance spectroscopy, biofilm diversity analysis and detailed substrate/product characterization
- Increase biocatalyst density to improve H<sub>2</sub> productivity
- Improve substrate conversion in continuous process to improve metrics of hydrogen production (C.2.DL.2, C.1.GN.2)
  - Current density > 10 A/m<sup>2</sup>
  - Anode Coulombic efficiency > 60%, 90%+ conversion of major acid (C.1.DL.1)
  - Hydrogen yield > 60%
  - H<sub>2</sub> rate of production > 5 L/L-day (TRL 3, technical feasibility of MEC)
- Develop electroseparation technology for oil-water separation (B.2.ML.1)
- Perform LCA analysis of MEC process (F.1.ML.1)
- Prioritizing thermochemical R&D barriers (p. 2-81 of mypp):
  - Understand the relationship between feedstock quality and conversion (Extend beyond CHASE project feedstock to wood chips and MSW)
  - Strategies for conserving carbon and hydrogen in conversion
  - Enable high-performance separations technologies to improve yields



# Summary

- Overview: Focus on improving hydrogen efficiency via a hybrid biocatalytic-electrocatalytic process (MEC), using a switchgrass-derived stream, while addressing carbon and separations efficiency.
- Holistic approach covering biooil production, characterization, conversion of boap to H<sub>2</sub>, process recycle and LCA analysis.
- Accomplished development of an electroactive biocatalyst and MEC to convert boap to H<sub>2</sub> at high efficiency. Demonstrated >80% conversion of acidic compounds in MEC.
- Addressed C, H and separations efficiency barriers Tt-M, Tt-N, Tt-O relevant to BETO.
- Future work: Improve boap conversion and develop a continuous process to produce H<sub>2</sub> at > 5 L/L-day and > 60% Coulombic efficiency.



# Additional Slides

# Focus: Hydrogen

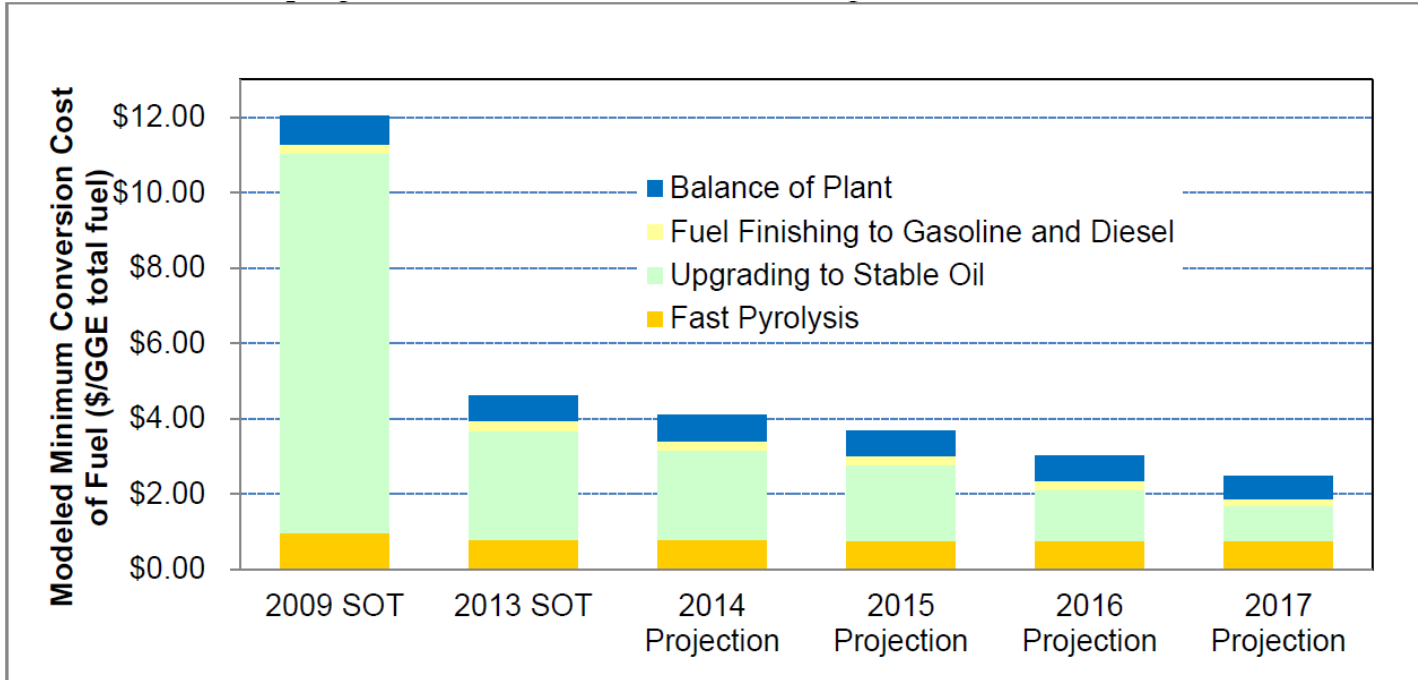


Figure 2-27: Conversion of woody feedstocks to renewable gasoline and diesel-finished fuels via fast pyrolysis

Ref: BETO Multi-year Program Plan

Hydrogen production expenses:

Capital costs: 18% for natural gas reformer

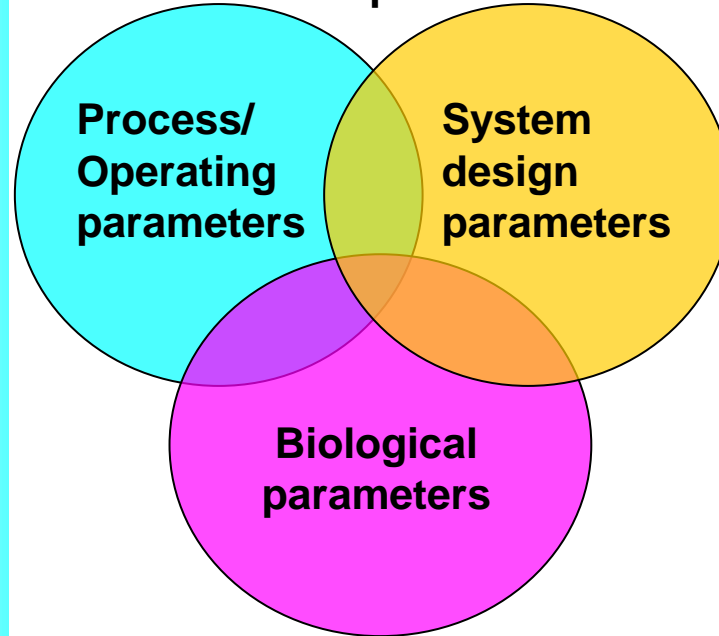
Operating Expenses: cost of natural gas, steam.

Minimizing natural gas use has potential to minimize operating expenses, while meeting GHG emission goals to meet Renewable fuel standard (RFS2).

# 3. - Biooil and boap characterization...

Classifications	Major compounds	Concentration in aqueous phase(g/L)	Method
Carboxylic acid	Acetic acid	11.96	HPLC
	Propionic acid	1.89	HPLC
	Vanillic acid	2.69	HPLC
Sugars	Levoglucozan	15.33	HPLC
Furans	Furfural	1.01	HPLC
	HMF	0.54	HPLC
	2(5H)-Furanone	1.17	GC
Alcohols	1,3-propanediol	1.84	GC
	1-hydroxybutanone	1.35	GC
Aldehydes and ketones	Cyclohexanone	0.07	GC
	3-methyl-1,2-cyclopentanedione	0.46	GC
Phenols and alkyl phenols	1,2-benzendiol	1.77	HPLC
	Phenol	1.8	HPLC
	2-methoxyphenol	0.25	GC
	2-methyl-4-methyphenol	0.07	GC
	2,6-Dimethoxyphenol	0.26	GC
	3-ethylphenol	0.56	GC
	Sum	43.01	

## Electroactive Biofilm Optimization



1. Batch vs. flow system
2. External resistance
3. Redox potential
4. Shear rate / liquid flow rate
5. pH
6. Substrate loading
7. Temperature
8. Aerobic vs. anaerobic
9. Ionic strength

1. Electrode spacing
2. Presence of membrane and type of membrane
3. Relative anode:cathode surface area
4. Electrode surface area to volume ratio
5. Electrode properties: conductivity, hydrophilicity, porosity, etc.
6. Type of cathode (oxygen diffusion)

1. Source of inoculum
2. Pure culture vs. consortium
3. Gram-positive vs. Gram-negative

### Biofilm parameters (Dependent variables)

- |   |                                       |
|---|---------------------------------------|
| 1. Biofilm growth rate                          | 5. Relative exoelectrogen population  |
| 2. Specific rate of electron transfer           | 6. Characteristics of EPS layer       |
| 3. Ability to synthesize redox-active mediators | 7. Extent of substrate mineralization |
| 4. Ability to grow nanowires and perform DET    | 8. Substrate specificity              |

Borole AP, Reguera G, Ringeisen B, Wang Z, Feng Y, Kim, BH, 2011, **Energy Environ. Sci.** (Review paper) *Electroactive Biofilms: Current Status and Future Research Needs*, 4:4813-4834

MEC optimization is a complex process, requiring system design, process and biological parameter optimization.

# Publications, Patents, Presentations, Awards, and Commercialization

- Invention disclosures:
  - Hydrogen production from pyrolysis-derived aqueous phase (submitted February 27, 2015).
  - Separation of acidic molecules from bio-oil
- Publications/Manuscripts:
  - Lewis A., Ren S., Ye X., Kim P., Labbe N., Borole A. P., Production of hydrogen from switchgrass-derived bio-oil via microbial electrolysis. In preparation for submission to Biores. Technol.
  - Zeng X., Borole A. P., Pavlostathis S. G. Hydrogen Gas Production from Furanic and Phenolic Compounds in a Batch Microbial Electrolysis Cell. In preparation for submission to Environ. Sci. Technol.
  - Ren et al., Comprehensive characterization of bio-oil and its organic and aqueous fractions derived from switchgrass pyrolysis, manuscript in preparation.
  - Park L.K.-Y.; Ren S.; Yiacoumi S.; Ye X.P; Borole A.P.; Tsouris C., “Liquid Extraction of Bio-oil Components,” in preparation.
- Presentations
  - Kyoung Eun Park, *Liquid-Liquid Extraction of Bio-Oil Components*, an oral presentation at AIChE Meeting November 2014, Session: **Sustainable Chemicals: Advances in Innovative Processes**
  - Alex Lewis, *Hydrogen Production from Biomass Via Microbial Electrolysis*, an oral presentation at AIChE Meeting November 2014, Session: **Fundamentals of Hydrogen Production**.
  - Shoujie Ren, *Characterization of Aqueous Phase Bio-Oil Derived from Switchgrass Pyrolysis*, an oral presentation at AIChE Meeting November 2014, Session: **Thermochemical Conversion of Biomass II**
  - Xiaofei Zeng, *Conversion of Furanic and Phenolic Compounds to Hydrogen Gas in a Microbial Electrolysis Cell*, an oral presentation at AIChE Meeting November 2014, Session: **Recovery of Value-Added Co-Products from Biorefinery Residuals and Effluents**
  - Abhijeet P. Borole, *Recovery of Bioelectricity and Hydrogen from Biorefinery Effluents*, an oral presentation at AIChE Meeting November 2014, Session: **Integrating Industrial Waste into Biorefineries**