

Wind Vision:

A New Era for Wind Power
in the United States



**ATMOSPHERE
TO ELECTRONS**
U.S. DEPARTMENT OF ENERGY



Enabling Wind Power Nationwide

2017 Wind Program Peer Review

February 2017

Jose Zayas, Director

Department of Energy

Wind Energy Technologies Office

DOE Mission

Enhance U.S. security and economic growth through **transformative science, technology innovation, and market solutions** to meet our energy, nuclear security, and environmental challenges

DOE Goal: Science and Energy

Advance foundational science, innovate energy technologies, and inform data driven policies that enhance U.S. economic growth and **job creation, energy security, and environmental quality**

DOE Strategic Objectives: Science and Energy

- Support prudent development, deployment, and efficient use of “all of the above” energy resources that also **create new jobs and industries**
- Support a more economically competitive, environmentally responsible, **secure and resilient U.S. energy infrastructure**
- Deliver the scientific discoveries and major scientific tools that **transform our understanding** of nature and strengthen the connection between advances in fundamental science and technology innovation



The priorities outlined in DOE's strategic plan are critical to advancing the nation's energy and security goals and strengthening our economy to provide a cleaner energy environment and a more secure and prosperous country for future generations

EERE Vision

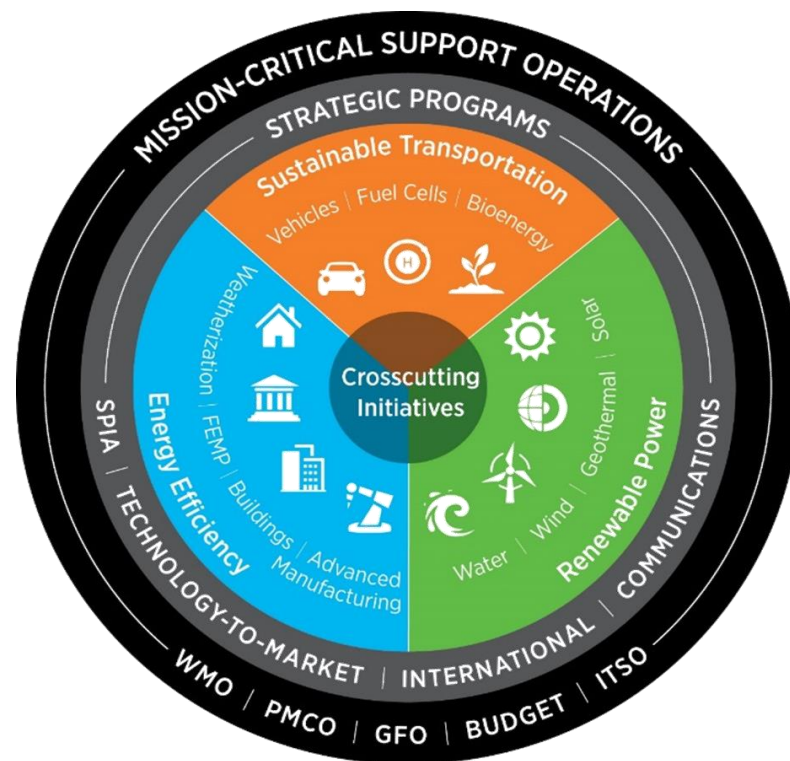
A strong and prosperous America powered by clean, affordable, and secure energy

EERE Mission

To create and sustain American leadership in the transition to a global clean energy economy

EERE Strategic Objectives

- **Cost Reduction and Performance Improvement:**
Applied research and development of components or whole technology systems
- **Technology Validation and Risk Reduction:**
Confirming the performance of technologies, both in controlled laboratory and real world conditions, and providing benchmarks for performance and durability—all to reduce uncertainty for investors
- **Reducing Market Barriers:**
Addressing specific gaps in market development such as a lack of reliable product information, inconsistent regulatory environments, or inadequate skill standards for the clean energy workforce



*EERE structure, mission drivers
and technologies*

Wind Energy Technologies Office (WETO) Overview

Wind Energy Programmatic Goals

The Wind Energy Technologies Office aims to accelerate widespread U.S. deployment of clean, affordable, reliable, and domestic wind power to promote national security, economic growth, and environmental quality. Office RDD&D activities are applicable to **utility-scale land** and **offshore wind** markets, as well as **distributed** turbines—typically interconnected on the distribution grid at or near the point of end-use. Achieving LCOE goals will support deployment of wind at high penetration levels, sufficient to meet up to 20% of projected U.S. electricity demand in 2030, and up to 35% in 2050, compared to **over 5.5% of demand in 2016**.

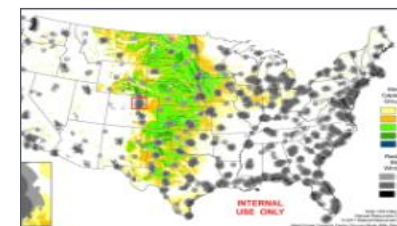
Wind Energy Programmatic Priorities

- **Optimize wind plant cost of energy reduction** through complex aerodynamics R&D, advanced component development, wind plant reliability improvement and resource characterization
- **Establish a competitive U.S. offshore wind industry** through offshore system development and demonstration
- **Optimize grid integration and transmission** for wind systems through integration studies and operational forecasting tool development
- **Eliminate and reduce market barriers** through accelerated siting and deployment strategies

Wind Energy 2017 Targets Towards Programmatic Goals

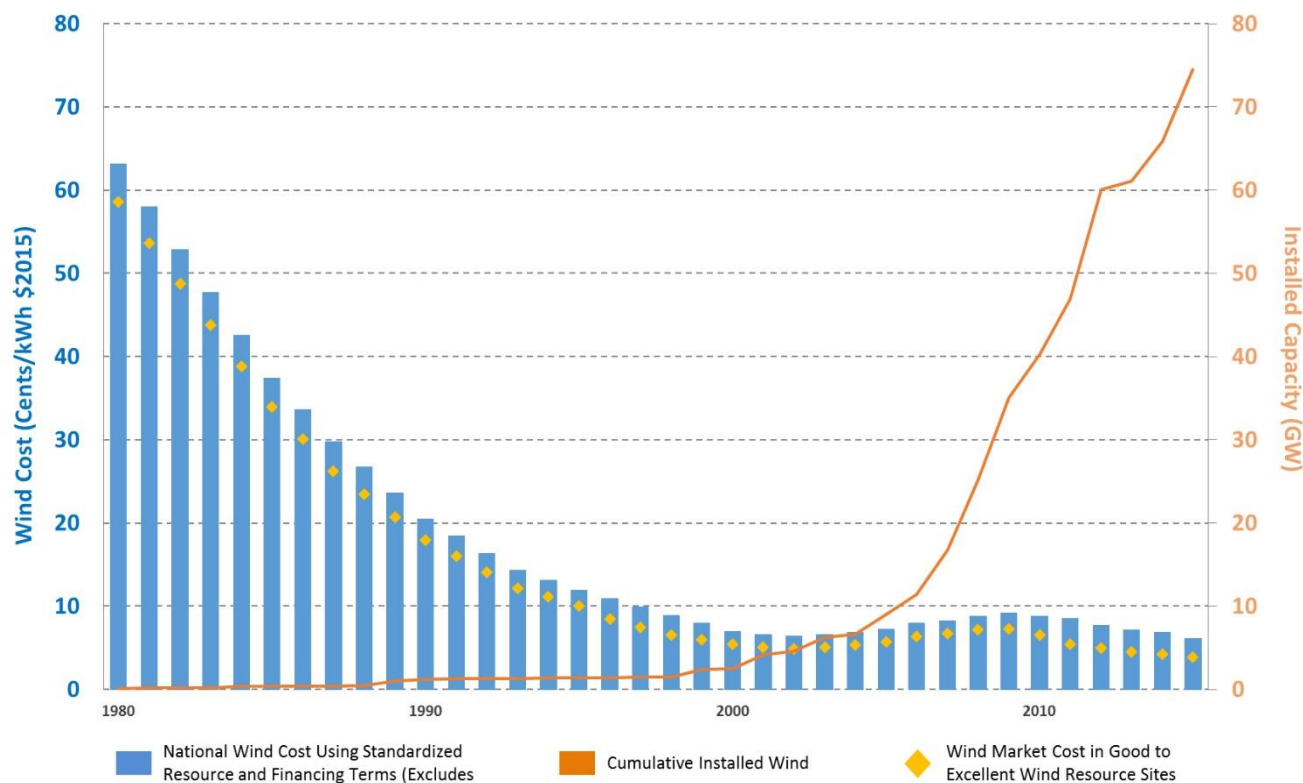
- Reduce the unsubsidized market LCOE for **utility-scale land wind** energy systems from a reference wind cost of \$.074/kWh in 2012 to \$.057/kWh by 2020 and \$.042/kWh by 2030*
- Reduce the unsubsidized market LCOE for **offshore wind** energy systems from a reference of \$.20/kWh in 2010 to \$.10/kWh by 2030*

**For Programmatic purposes, all costs are reported at a 7% discount rate.*



DOE R&D has Contributed to Significant U.S. Wind Industry Innovation and Cost Reduction

National laboratories and federal wind test centers have enabled cost-effective development and validation of high-risk innovative wind technologies for over four decades



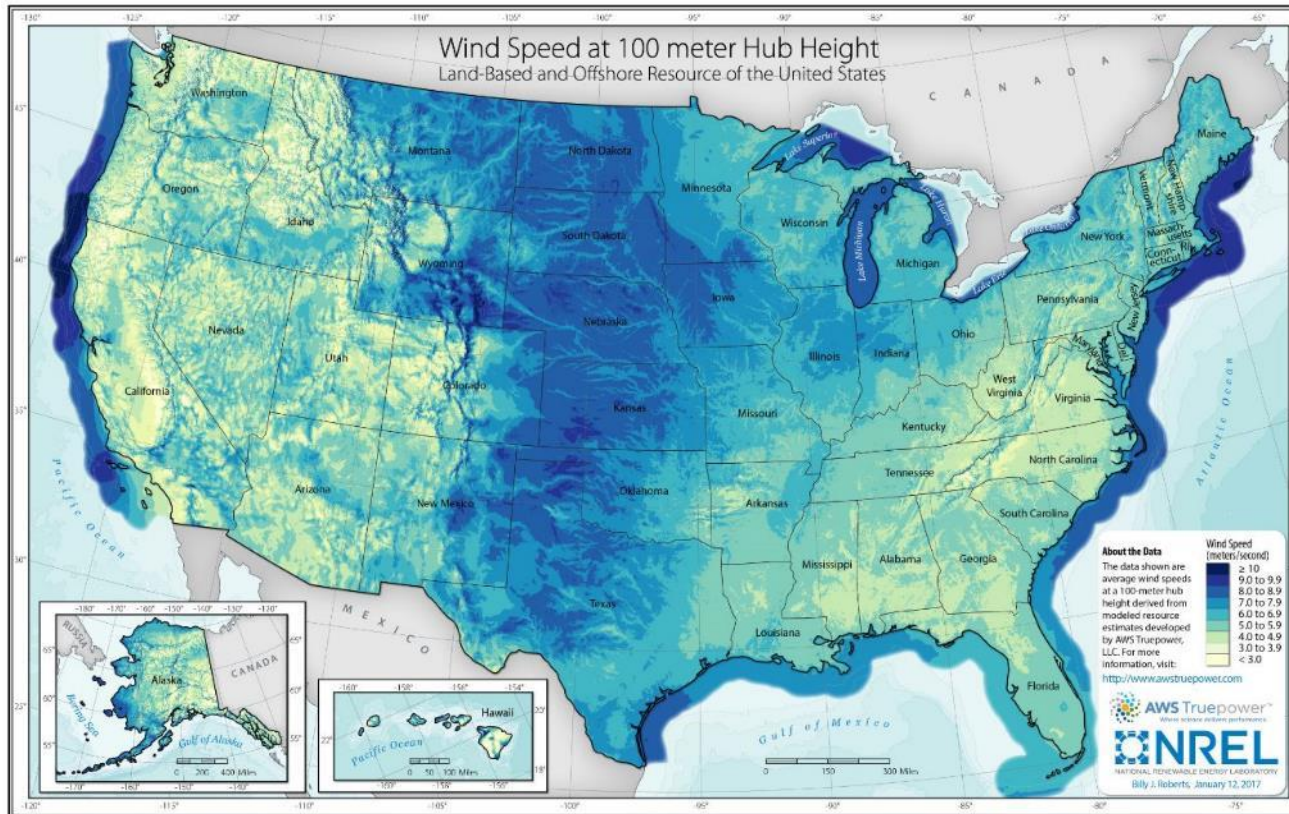
U.S. Wind Cost and Cumulative Deployment, 1980-2015. The unsubsidized cost of wind energy in good to excellent wind sites dropped 90% from 1980 to 2015 – driven by DOE research and innovation

Sample DOE R&D Innovations

- Over **140 DOE-funded wind patents** from 1978 through 2016
- **Advanced computer code development** and validation have accelerated technology innovation
- Airfoil and blade designs, including **aeroelastic tailoring, flatback airfoils, and carbon fiber design**, have enabled larger rotors with increased energy capture
- Development and demonstration of **MW class machines** and low wind speed turbines enabled cost-competitive utility-scale wind

U.S. Wind Resources are Among the Best in the World

The combined land-based and offshore domestic, inexhaustible wind resource potential is more than 10 times greater than the total U.S. electricity demand



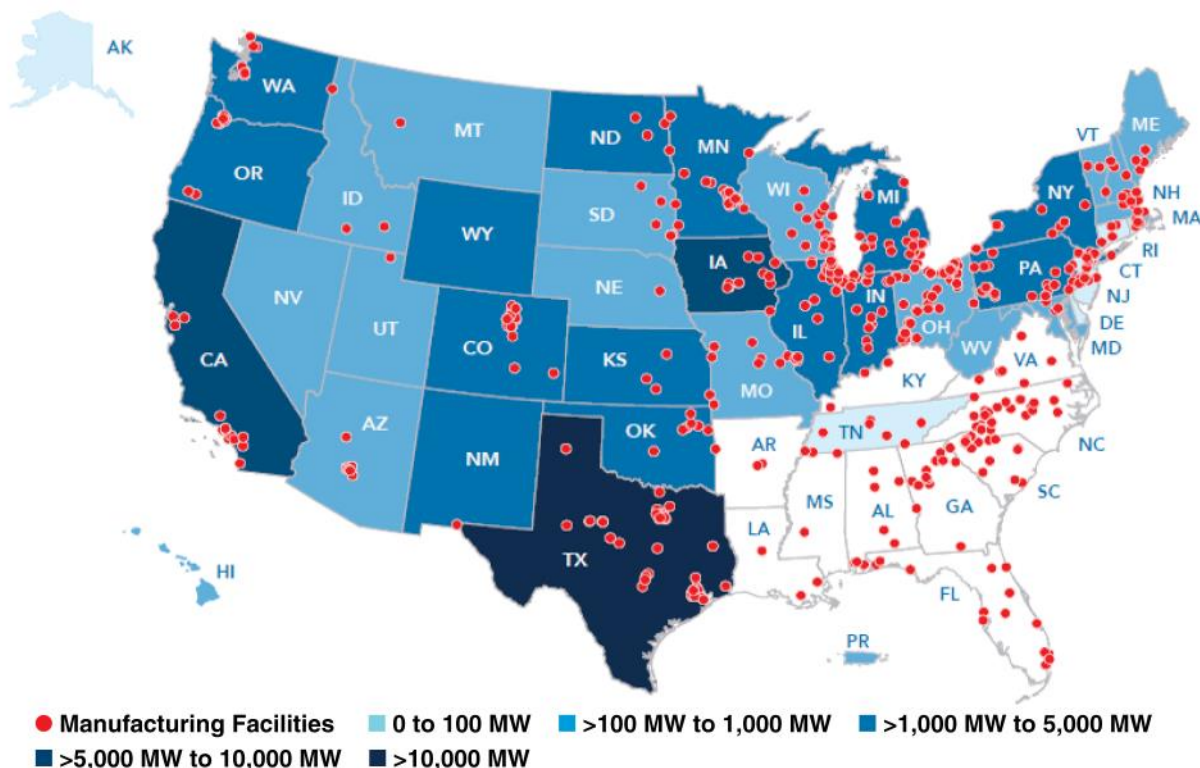
Untapped Wind Market Potential in All 50 States

- Land-based utility-scale wind
- Offshore wind (OSW)
- Land-based distributed-scale wind (DW)

United States—Land-Based and Offshore Annual Average Wind Speed at 100 Meters above the ground

The U.S. Wind Industry Today is Creating Significant Economic Value Across the States

Wind provides over 5.5% of the nation's electricity and supports over 100,000 domestic jobs, including over 500 manufacturing facilities in 43 States



Wind-Related Manufacturing Facilities and Installed Capacity by State, 2015

Robust Industry

- **\$14.5 billion** invested in 2015
- Utility-scale wind power in **41 states** and distributed wind power in all 50 states
- **12 states** $\geq 10\%$ wind generation, with three states $>25\%$ generation
- Wind power represented **41% of capacity additions in 2015**
- **30 MW Block Island (RI)** first offshore wind project began producing power in 2016

Domestically Sourced Components and Raw Materials

- Over 80% of towers, 50-70% of blades and hubs, and 85% of nacelle assembly for turbines installed in 2015 were **manufactured in the U.S.**
- Today's U.S. wind manufacturing capacity is **6-10 GW/year**

The Southeastern U.S. has more than 100 manufacturing facilities supplying components and materials to the wind industry

Wind Energy is a Valuable Option for Electricity Generation in all 50 States

The U.S. wind industry today creates economic value

- Wind provides over 5.5% of the nation's electricity and supports over 100,000 domestic jobs, including over 500 manufacturing facilities in 43 States
- Over 80% of towers and 50-70% of blades and hubs installed in the U.S. in 2015 were made in America
- Wind is providing the lowest cost electricity—without subsidization—in some regions of the U.S. today. This lowest cost electricity is good for American business and consumers

Federal wind energy RDD&D investment is key to continued growth

- DOE plays a unique and valuable role in enabling the wind industry and its stakeholders meet core challenges to industry growth
- Innovation to reduce wind technology costs and mitigate market barriers enables deployment and drives U.S. economic growth

America can continue to be a world leader in wind power

- With continued science driven research, U.S. wind technologies can provide global leadership in the next generation of wind technology innovations, driving economic benefits for U.S. manufacturers, U.S. businesses and U.S. consumers

Wind energy provides significant state and national economic and security benefits

- U.S. industry growth and U.S. competitiveness
- U.S. energy security and independence
- Strengthened domestic manufacturing and local economic value

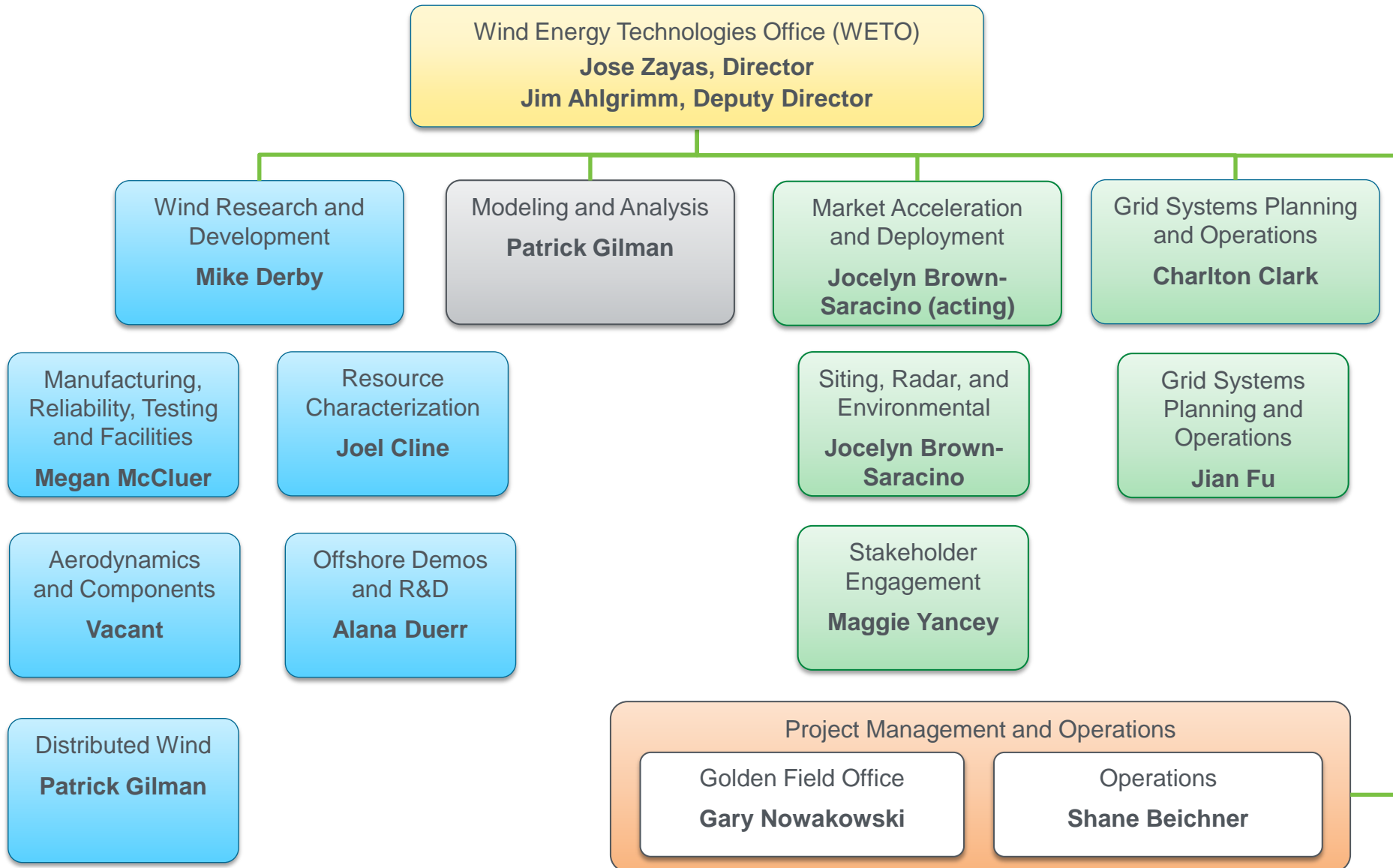
America is the world's number one producer of electricity from wind



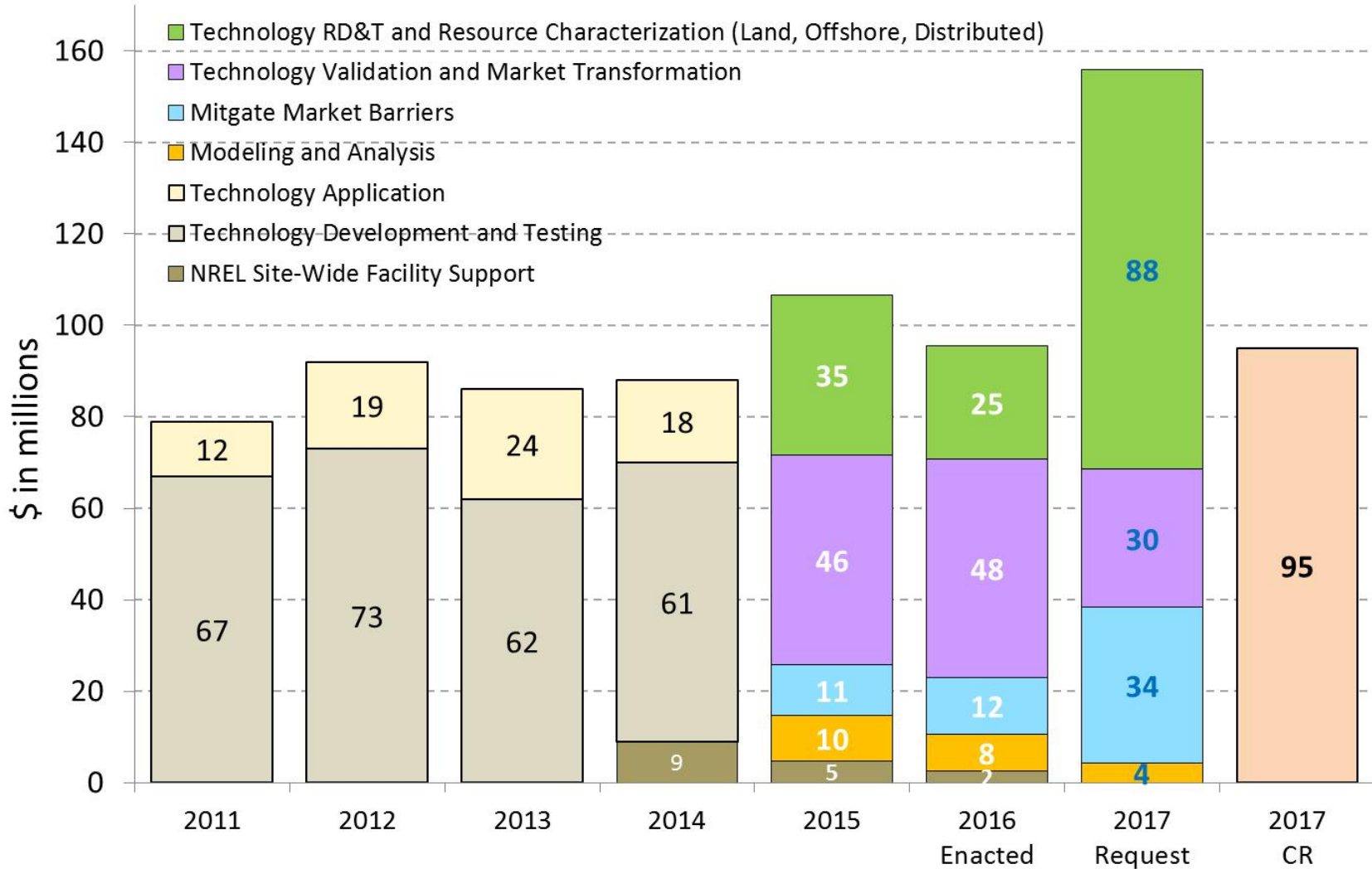
Wind turbine technician is America's fastest growing profession

Wind energy received \$110 billion in global investment in 2015

Wind Energy Technologies Office (WETO) Structure



Wind Energy Technologies Office Funding History and Request



Wind Energy Technologies Office

Accomplishments, FY 2014 – 2016

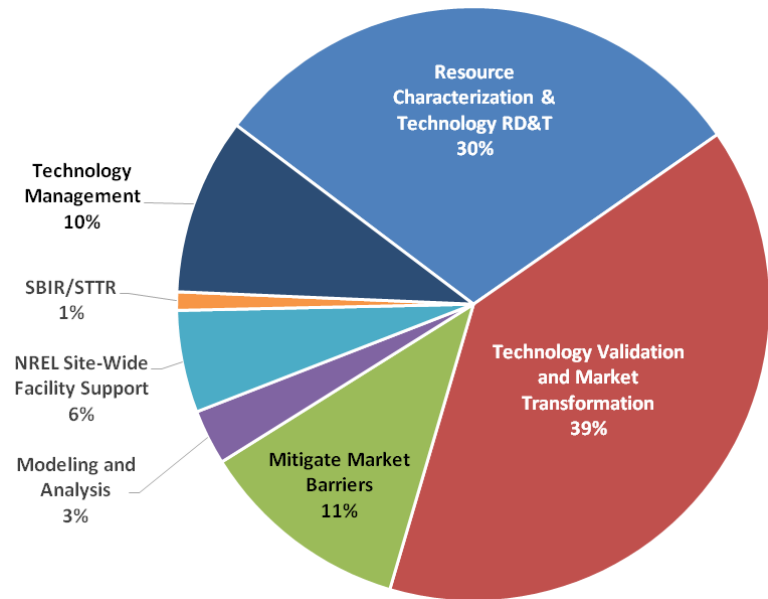


Advanced Aerodynamics Modeling

- In FY 2015, A2e conducted **complex aerodynamics R&D and experimental testing campaigns** to determine the effect of wakes on plant performance. Followed in FY 2016 by joint computational-experimental campaigns using high fidelity simulations of atmospheric physics and scaled experiments to study turbulent inflow and near-wake development.
- FOA work was conducted in FY 2015 and FY 2016 through a **manufacturing initiative to address transportation and logistics barriers** to further LCOE reductions through economies of scale and allow access to new U.S. geographic areas to wind turbine deployment.
- Both awardees of the FY 2014 **Taller Towers FOA** successfully completed tower design and testing tasks in FY 2015 and performed experimental validation and LCOE analyses in FY 2016.
- The third round of the **Distributed Wind Competitiveness Improvement Project (CIP)** was completed in FY 2015, supporting both existing and emerging small and medium-sized wind turbine manufacturing companies, and assisting them in improving component designs, improving manufacturing competitiveness, and system certification. The fourth round of CIP continued in FY 2016. The **Annual Distributed Wind Market Report** was published in FY 2015.
- The **Wind Forecasting Improvement Project Phase 2 (WFIP-2)** began analysis of data gathered in FY 2015 and continued in FY 2016. This three year project targeted at better understanding atmospheric phenomenon in complex terrain.
- In FY 2015, began work under the **Bat Impact Minimization Technologies and Field Testing Opportunities FOA**. Five awardees will: (1) conduct reliability tests and full-scale validation of the effectiveness of an electronic deterrent device at a wind plant; (2) develop and test an ultrasonic acoustic deterrent system; (3) develop a turbine-integrated, air-powered deterrent device; (4) develop and test coatings that alter the surface texture of wind turbines; and (5) develop a blade-mounted ultrasonic whistle.
- Released stakeholder supported (Industry, Academia, Researchers and NGO's) **Wind Vision report** in FY 2015, outlining a credible robust wind energy future by 2020, 2030 and 2050, inclusive of multi-stakeholder actions (Roadmap).
- In FY 2016, completed a 19-month deployment of an **highly instrumented buoy** off the mid-Atlantic Coast and made the data publically available to help offshore wind industry partners optimize offshore wind farm development and design.

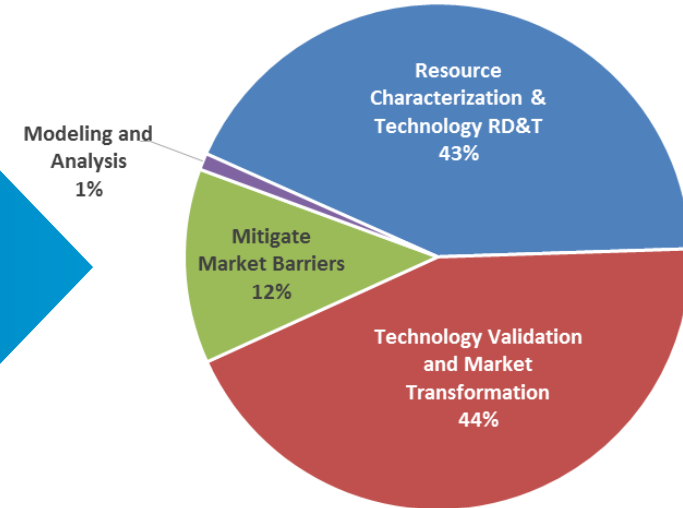
Wind Energy Technologies Office Total Funding, FY 2014 – FY 2016

**Congressional Appropriations by Subprogram
FY 2014 – FY 2016 (\$291M)**



\$185M out of \$244M in Direct Project Funding Peer Reviewed

**Peer Reviewed Projects
FY 2014 – FY 2016 (\$185M)**



(\$thousand)	FY 2014	FY 2015	FY 2016	FY 2014-16
Wind Energy, Total Appropriations	88,126	107,000	95,450	290,576
Resource Characterization & Technology RD&T	35,163	30,301	21,869	87,332
Technology Validation and Market Transformation	20,054	46,250	47,650	113,954
Mitigate Market Barriers	10,324	11,116	12,132	33,573
Modeling and Analysis	3,261	2,853	2,618	8,731
NREL Site-Wide Facility Support	9,000	4,700	2,450	16,150
SBIR/STTR	1,091	1,064	750	2,905
Technology Management*	9,233	10,716	7,981	27,931

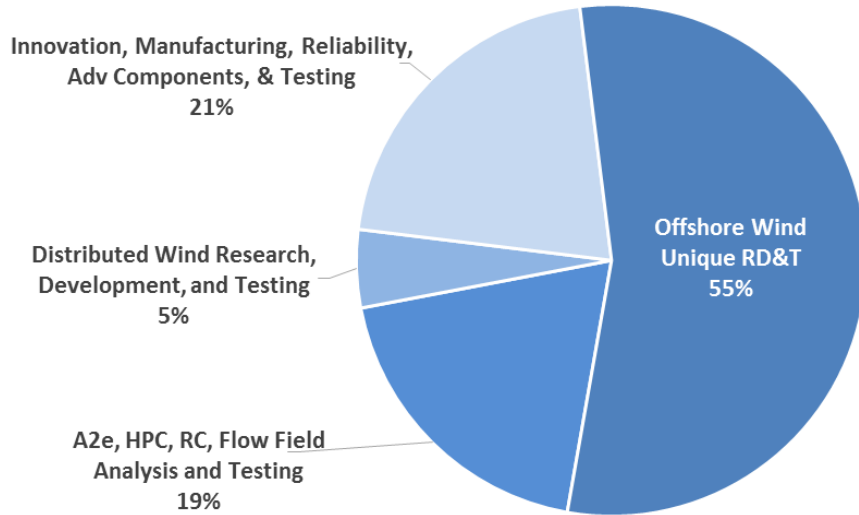
Peer Review Addresses 76% of FY 2014 – FY 2016 Project Appropriations

*Technology Management includes laboratory and DOE HQ technology management support

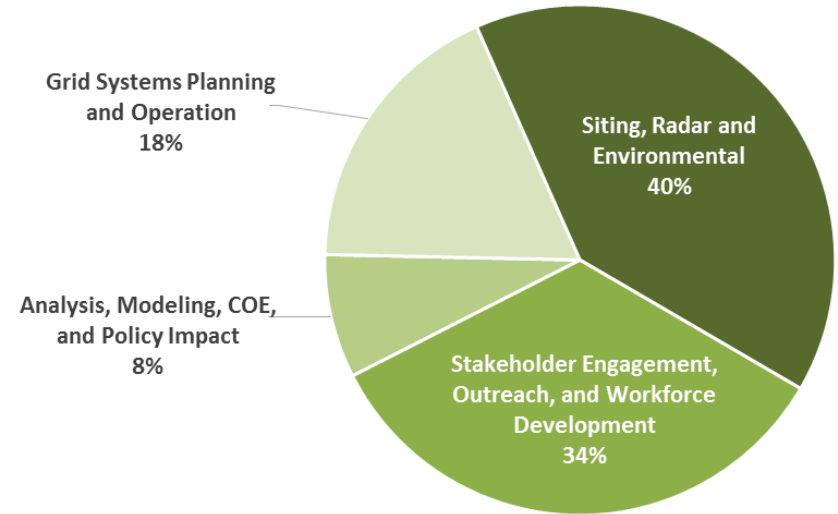
Wind Energy Technologies Office

Peer Reviewed Budget by Core Area

Resource Characterization and Technology RD&T



Market Acceleration and Deployment



Core Area	FY 2014 Funding	FY 2015 Funding	FY 2016 Funding	FY 2014-16 Total Funding
Resource Characterization and Technology RD&T				
A2e, HPC, RC, Flow Field Analysis and Testing	9,208,439	12,619,686	8,930,000	30,758,125
Distributed Wind Research, Development, and Testing	1,797,110	5,356,600	735,000	7,888,710
Innovation, Manufacturing, Reliability, Adv Components, & Testing	14,721,406	10,140,079	8,830,224	33,691,709
Offshore Wind Unique RD&T	19,319,526	33,191,333	35,066,666	87,577,525
Subtotal, Resource Characterization and Technology RD&T	45,046,481	61,307,698	53,561,890	159,916,069
Market Acceleration and Deployment				
Analysis, Modeling, COE, and Policy Impact	600,000	750,000	600,000	1,950,000
Grid Systems Planning and Operation	2,280,816	2,000,000	200,000	4,480,816
Siting, Radar and Environmental	5,389,779	3,364,845	1,200,000	9,954,624
Stakeholder Engagement, Outreach, and Workforce Development	2,393,538	3,010,000	3,075,828	8,479,366
Subtotal, Market Acceleration and Deployment	10,664,133	9,124,845	5,075,828	24,864,806
Total, Peer Reviewed	55,710,614	70,432,543	58,637,718	184,780,875

Enabling Wind Nationwide

Enabling industry growth and U.S. competitiveness

To expand U.S.-based wind manufacturing and improve U.S. competitiveness in the global wind market, government research is needed to support wind technology innovation and address key market barriers. Continued innovation and optimization can reduce electricity costs to U.S. businesses and consumers and allow wind deployment across America without subsidization.

- **Wind plant optimization**
- **Resource assessment and characterization**
- **Reliability improvements**
- **Enabling access to better resources through tall wind**
- **Distributed wind R&D**
- **Next Generation component innovations**

Enhancing energy security and independence

To empower states and regions to optimally choose and manage their own unique electricity mix, government research is needed to address transportation logistics, impacts on wildlife and human uses such as radar and shipping, and grid integration. By leveraging their land, offshore, and distributed wind resources, states can hedge against fuel price volatility and improve grid infrastructure security.

- **Facilitating coexistence between wind energy and wildlife**
- **Offshore wind environments**
- **Information synthesis and dissemination**
- **Successful coexistence with radar systems**
- **Wind energy workforce and education development**
- **Advancing grid integration**

Strengthening domestic manufacturing and providing local economic value in all 50 states

To create highly skilled jobs across all 50 states, government research is needed to provide certainty as to the risks, costs, benefits and opportunities presented by wind energy. Developing a domestic offshore wind manufacturing supply chain, training the next generation of workers for the wind industry, and increased state and local tax and land lease revenues from wind energy can help revitalize rural America.

- **Commercialization of innovations and technology transfer**
- **World-class test and user facilities**
- **Advanced technology demonstration projects**
- **Technical engagement initiatives**
- **Standards and certification**
- **Communicating the costs and benefits of wind energy**

Next Generation Wind Technology


- The **Atmosphere to electrons (A2e)** initiative will continue to focus on improving the performance and reliability of next-generation “smart wind” plants by investigating systems-level interactions influenced by atmospheric conditions, variable terrain, and machine-to-machine wake interactions.
- The **National laboratory high performance computing (HPC)** capabilities will be extensively leveraged to model the complexity of wind plant flow physics and enable industry to take the next steps in developing both evolutionary and transformational innovation technologies.

Distributed Wind

- The **Competitiveness Improvement Project (CIP)** will continue to focus on making distributed wind energy more cost competitive with other distributed generation technology (PV) and increase the number of wind turbine designs tested to national certification standards.

Manufacturing

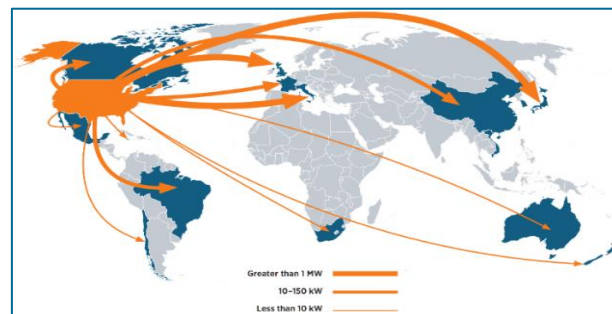
- Advanced manufacturing options, such as **automation and 3-D printing**, will be leveraged to enable innovation and rapid prototyping. Locally produced components enhance U.S. competitiveness and supports domestic jobs.



Turbine Wake Dynamics Modeling



DOE high-performance computing (HPC) capability for high fidelity wind modeling



U.S. manufacturers accounted for nearly 75% of global small wind turbine sales in 2015

Offshore Wind

- Collection and dissemination of resource characterization data; development of advance standardized data collection methodologies; R&D to decrease technology costs and adapt to unique U.S. conditions; and evaluation of OSW supply chain bottlenecks and needed investments are needed to support **Wind Vision** deployment levels.

Demonstrations

- Offshore wind demonstration projects will showcase technologies to address **U.S.-specific challenges such as hurricanes, deep water, and icing conditions.**
- **“Tall Wind”** efforts will demonstrate the design, manufacturability and testing of full-scale technologies to address technical challenges and achieve cost performance needed to reach wind turbine hub heights between 110m and 140m economically.

Test Facilities

- The DOE national laboratories and other partners will continue to play a crucial role in providing **world class test facilities** capability for validating component designs and performing valuable wind energy research. Facilities include: **blade testing, drivetrain testing, field testing, grid simulation, and high-performance computing (HPC) capabilities.**



Offshore wind jacking vessel



NWTC provides field testing, drivetrain testing and grid simulation capabilities



Testing Advanced 750-kW Drivetrain Prototype on 2.5 MW Dynamometer

Siting, Radar and Environmental

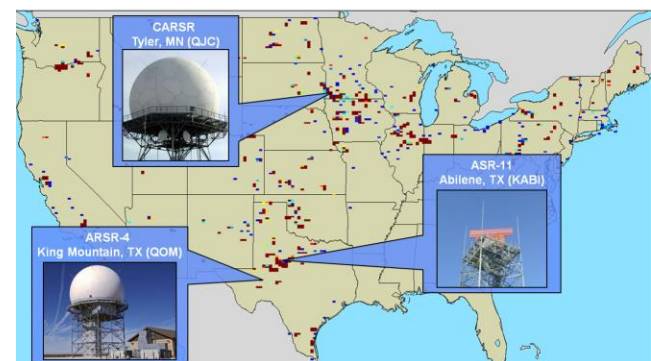
- The concerns of interference of wind turbines on the **nation's air surveillance radars** will be investigated and addressed through **interagency coordination** on wind-radar impacts, R&D, and field tests to identify, develop and deploy mitigation measures, with a focus on solutions that can be funded by industry.
- Development, refinement, and validation of technologies that **minimize impacts on species of regulatory concern**, including eagles, sage and prairie grouse, and bats.
- Continue **broad collaboration with industry, NGOs, and others** to support research on and identify solutions to human-use and environmental impacts of wind energy.



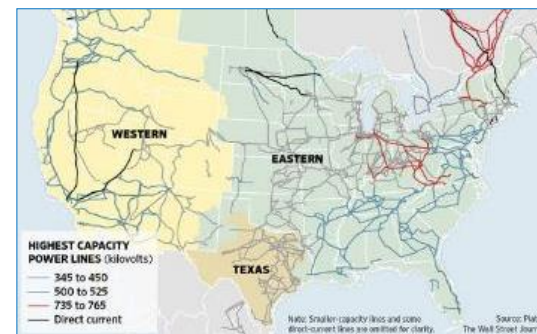
Better understanding relationships between wildlife and wind turbines helps develop risk minimization and mitigation strategies to reduce impacts to wildlife

Grid Systems Planning and Operation

- Through the **DOE Grid Modernization initiative**, the office will continue to evaluate regional flexibility capabilities, conducts next generation integration studies utilizing newly developed 10-year wind data sets, and further develops wind-based transmission line planning tool architecture.
- The multi-year **Pan-North American Renewable Integration Study**, conducted in **partnership with the Canadian and Mexican governments**, focuses on the operational and planning impacts of higher penetration levels of wind power, hydropower, and potentially solar power.



U.S. wind radar test sites



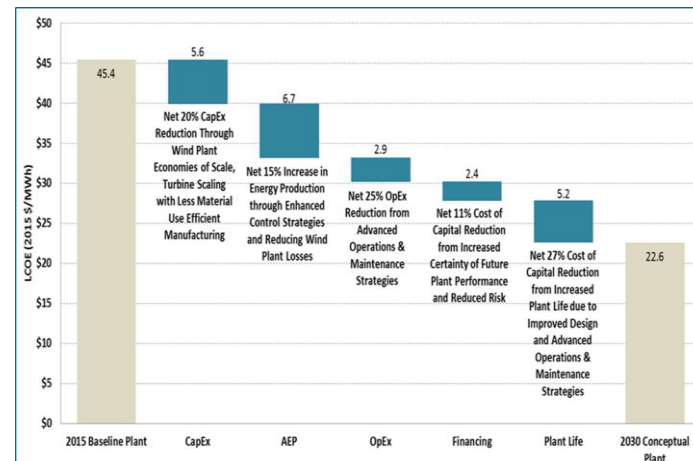
Grid capacity planning

Analysis, Modeling, COE, and Policy Impact

- **Strategic analysis prioritizes investment** on the highest impact program activities, and system engineering and reference models are continue to be used to identify the best opportunities for cost reduction.
- Wind-specific estimations of electricity production cost, electric sector capacity expansion, national energy-economy modeling, wind technical and economic feasibility analysis, and technology deployment analysis **inform roadmap development.**

Stakeholder Engagement, Outreach, and Workforce Development

- Wind stakeholders will continue to provide neutral, **state of the art information for wind deployment** decision-making and effective training of a robust and educated workforce to meet U.S. industry demand.
- **DOE's Regional Resource Centers** provide accurate, impartial information about challenges facing wind deployment in their regions to aid in efforts to overcome or mitigate these challenges.
- Innovative and technical challenges like the **Collegiate Wind Competition** will facilitate the next generation workforce to real-world problems and solutions.



Conceptual pathway to 50% LCOE reduction in a hypothetical 2030 wind plant located in an area with excellent (higher speed) wind resources by leveled cost of energy (LCOE) parameter.



Wind turbine technician is America's fastest growing profession

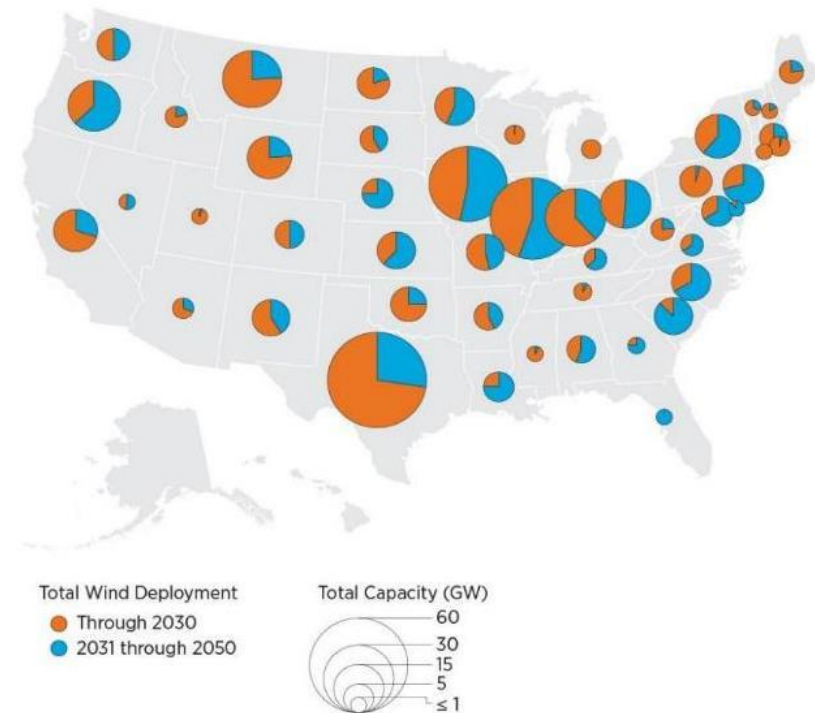
DOE-led Wind Vision report provides a national roadmap for a future with high U.S. wind penetration that is both achievable and beneficial

The *Wind Vision* Study Scenario (35% of demand) results in significant cumulative benefits by 2050:

- 600,000 gross jobs created
- \$149 billion in consumer cost savings
- \$3.2 billion in annual local tax revenues
- 260 billion fewer gallons of water (23%) consumed
- \$108 billion in reduced air pollution impacts (22,000 premature deaths avoided)
- 14% reduction in carbon-dioxide equivalent emissions

Extensive DOE collaboration with industry stakeholders:




The *Wind Vision* report was produced through DOE-led collaboration with **over 250 experts and more than 100 organizations** representing industry, electric power system operators, environmental stewardship organizations, state and federal governmental agencies, research institutions and laboratories, and siting and permitting stakeholder groups



The *Wind Vision* Study Scenario—**35% of U.S. electricity demand met by wind by 2050**—results in broad geographic distribution of land-based and offshore wind energy across all 50 states

Wind energy is a national asset that, with additional innovation, can be deployed cost-effectively and unsubsidized across all 50-states

- The science and research agenda that brought us to over 80 GW of installed capacity and over 5.5% of U.S. electricity generation today is **not the agenda needed** to achieve future *Wind Vision* levels
- **Continued innovation in RDD&D is needed** to enable wind in new areas—all 50 states—through new technologies and understandings
- A wide range of **market barriers will need to be overcome** to make this a reality
- All renewable generation technologies, including wind, solar, and water, **must work together** to create a stable, reliable, affordable, and secure domestic renewable energy future
- Wind and solar have grown at rates of about 20% annually in recent years, **creating jobs at a rate 12 times faster** than that of the rest of the U.S. economy
- Increasing demand from electrification of the U.S. transportation and industrial sectors will make the need for clean electricity generation **all the more important** in the future



Thank You!

Jose Zayas
Office Director
DOE Wind Energy Technologies Office

For more information please see:
wind.energy.gov