

**Final Report** [[Effective Date: May 15, 2013](#)]

**1. The DOE award number and name of the recipient.**

Recipient: [[Puerto Rico Energy Affairs Administration](#)]

Award Number: [[DE-EE0005700](#)]

**2. The project title and name of the project director/principal investigator.**

Project Title: [[Streamlined and standardized permitting and interconnection processes for Rooftop PV in Puerto Rico](#)]

**Working Partner:** [[University of Puerto Rico – Mayagüez Campus](#)]

**Cost-Sharing Partner:** [[University of Puerto Rico – Mayagüez Campus](#)]

**Contacts:** [[Jose Maeso \(Business Contact\)](#)]

**Phone:** 787-999-2200 ext. 2886

**Email:** [jose.maeso@aae.gobierno.pr](mailto:jose.maeso@aae.gobierno.pr)

[[Efrain O'Neill \(Principal Investigator\)](#)]

**Phone:** 787-642-3705

**Email:** [oneill@ece.uprm.edu](mailto:oneill@ece.uprm.edu)

DOE Program Officer – [Rose Marie S. Holsing](#)

DOE Award Administrator: [Fania Gordon](#)

**3. Date of report and period covered by the report.**

**Covering Period:** [[February 15, 2012 to February 14, 2013](#)]

**Date of Report:** [[May 15, 2013](#)]

**Project Objective:** [[The plan to transform the rooftop photovoltaic \(PV\) market in Puerto Rico strives to create not only a standardized framework for PV deployment, but also streamlined and organized, lean permitting and interconnection processes where most residential and small commercial PV systems can be installed safely and quickly. Puerto Rico has regulations and requirements that limit our ability to adopt the expedited permitting recommendations proposed](#)]

by Solar ABC and the Network for New Energy Choices. It is the intent of this proposal to identify, analyze, and provide best practices that overcomes these obstacles. The final deliverable of the proposal will be a holistic framework that ensures process predictability and standardization while dealing with rooftop PV market barriers. The plan may impact all of Puerto Rico (pop. 3.7 million), and bolster the incipient PV market in the Island.]

**Background:** [Puerto Rico currently depends 99% in fossil fuel for the generation of electricity, where 67% comes from oil, 17% natural gas, and 15% coal. The remaining 1% comes from renewable sources mainly from hydro plants. The Puerto Rico Electric Power Authority (PREPA) is the only electric utility within our island. PREPA is a vertically-structured electric utility providing the generation, transmission, and distribution of electricity in Puerto Rico. More than two thirds (2/3) of the overall cost of electricity in Puerto Rico comes from fuel purchases, being oil the largest contributor due to its high cost and price volatility. This model shows a significant dependency on petroleum-based fuels. Consequently, there is a direct relation between the cost of electric energy (kWh) and any variation in the price of an oil barrel. Thus, in recent years we have an electricity price increase as oil prices have increased. Average electricity price in P.R. was approximately 21.5 cents per kilowatt-hour in 2009; more than twice the average electricity price in the U.S. according to the Annual Energy Outlook 2010 data. Considering the previously mention facts, Puerto Rico needs to create public awareness on the feasibility and availability of renewable energy sources in Puerto Rico.]

The UPRM authors of this report are: Efraín O’Neill-Carrillo, Armando Figueroa, Agustín Irizarry, Israel Ramírez, Eduardo Ortiz, Luis de Jesus, Vivian Rodríguez, Ezequiel Vassallo, Arnold X. Irizarry, Anthony Perez, Kidany Berrios, Gabriel Arias.

***4. Comparison of the actual accomplishments with the goals and objectives established for the period and reasons why the established goals were not met.***

All tasks were completed by the end of the project as originally proposed to DOE. The project should have started on February 2012. However, negotiations for the PREAA-UPRM contract took longer than expected. Actual work began on May 1, 2012. On May 14, 2012 the Puerto Rico Team presented a new schedule to DOE, and actions to catch up to the original schedule.

Details are presented on Section 9 of this report. Nevertheless, all goals and objectives established for the project were met. Tables 1 thru 5 present all the completed tasks for the modified schedule from May 2012 thru February 2013. Details of accomplishments and results on each area are given in section 5.

Table 1: Main Milestones for Stakeholder Engagement for the Reporting Period

Area	Task	Time
<b>Stakeholder Engagement:</b> Create best practices with active participations of PV stakeholders	First PV Stakeholder Summit (Two meetings to ensure broad participation)	Eastern side of Puerto Rico (May 2 <sup>nd</sup> ), Western side of Puerto Rico (May 8 <sup>th</sup> ).
	Processes and standards focus group meeting: Fine-tune the rooftop PV market evaluation. Discuss proposed work on processes and standards.	May 30 <sup>th</sup> at RUM May 31 <sup>st</sup> at PREAA
	Processes and standards focus group meeting: Discuss progress, get feedback.	June 19 <sup>th</sup> at PREAA June 20 <sup>th</sup> at UPRM
	Small group meeting on standards and processes	July 12 <sup>th</sup> at UPRM July 13 <sup>th</sup> at PREAA
	Financing: Focus group meetings	July 18 <sup>th</sup> UPRM July 19 <sup>th</sup> PREAA
	Financing: Focus group meetings	August 28 <sup>th</sup> , 2012, Mayaguez
	Financing: Small group meeting	September 24th (Mayaguez), September 25th (San Juan).
	Zoning and planning: Focus group meetings	September 18th (Mayaguez) September 19th (San Juan)

	Second PV Stakeholder Summit: Present best practices; discuss future of the PV Community, summative evaluation.	October 18, Rincon (Western side of Puerto Rico), and October 30 (Eastern side of Puerto Rico).
	Zoning and planning: Focus group meetings	October 31 <sup>st</sup> (Mayaguez)
	Focus groups: Sept-Nov.	November 13 <sup>th</sup> , 2012. Focus group meeting at PREAA on planning and zoning.
	Outreach to general public	November 2 <sup>nd</sup> , Arecibo
	Outreach to general public	November 28 <sup>th</sup> , Mayaguez
	Small group meeting on planning and zoning: November	Re-scheduled January 24 <sup>th</sup> (Mayaguez) and January 31 <sup>st</sup> (PREAA)
	Final large group meeting (first Puerto Rico Solar meeting)	Rincon (Western side of Puerto Rico), Feb. 6 <sup>th</sup> , 2013.

Table 2: Main Milestones for Web-based System for the Reporting Period

Area	Task	Time
<b>Processes:</b> Holistic web-based framework that integrates PV information, permit and interconnection processes	Perform detailed analyses of best permitting and interconnection practices.	May 2012 (Solar ABCS)
	Recruit students	May – June 2012

Study and propose changes to existing processes	June 2012
Produce specifications of web-based tools	June 2012
Create tools and corresponding user interfaces for general information solar PV. Perform testing and validation of these tools. This sub-task includes the overall web system structure and functions.	Mid-June to Mid-July 2012
Standardized and simplified forms and mechanisms for permitting and interconnection and make available on-line. This will include examples of typical residential and commercial systems.	July-August 2012
Creation and testing of all the functions related to permitting and interconnection process including a time-tracking mechanism, status report function, on-line applications, among other functions.	July-September 2012

<p>Estimate time savings related to the capabilities of the integrated system. The time tracking mechanism will allow estimating time savings related to the permitting and interconnection processes. The completed system will also allow estimating potential impact and costing reductions of PV systems due to standardized and simplified forms and mechanisms. Standardize and simplify forms for net metering.</p>	<p>Initial estimates on proof of concept, September 2012. Fine tuning October.</p>
<p>Implement the completed system at UPRM site. Incorporate the completed system, in collaboration with the PREAA in their computer systems. Integrate the outcomes and improvement from Task 3 (net metering and interconnection) in the web-based system.</p>	<p>First version – late September 2012 at UPRM. Fine tuning in October.</p>
<p>Continue working on fine-tuning the web-based tools and working on integrating the systems into a government’s computer server.</p>	<p>January 2013</p>

Table 3: Main Milestones for Standards Work for the Reporting Period

Area	Task	Time
<b>Standards:</b> Evaluate and improve net metering and interconnection standards by surveying standards and establish best practices	Perform detailed analyses of best practices from NNEC.	May 2012 ( <i>Freeing the Grid</i> report)
	Study and propose changes to existing standards	June 2012
	Define rational limits to net metering (not based on utility's peak demand) and increase net metering system allowed capacities from 1 MW to 2 MW.	July 2012
	Establish practices to screen applications by degree of complexity and explore plug-and-play rules for residential-scale systems including an expedited procedures for commercial systems. Prohibit requirements for extraneous devices, such as redundant disconnect switches, and do not require additional insurance.	July 2012
	Examine fees in relation to a project's size.	August 2012

	Study and justify a monthly carryover of excess electricity at the utility’s full retail rate (unlimited). PREPA’s economic model, economic analysis of benefit to PR.	August 2012
	Review renewable energy credits framework, including explicit protection against unnecessary fees or penalties. Allow customer-sited generators to retain all renewable energy credits for energy they produce. Allow all renewable technologies to net meter. Allow all customer classes to net meter.	September 2012
	Ensure that best practices are transparent, uniform, detailed and public.	October 2012
	Estimate potential impacts on PV market due to each of the proposed actions.	October 2012
	Make available best practices to relevant stakeholders including the PV industry and PV community.	October 2012

Table 4: Main Milestones in Financing for the Reporting Period

Area	Task	Time
------	------	------



<p><b>Financing:</b> Develop and/or improve financing mechanisms by providing new financing options other than self-financing</p>	Stakeholder meetings. Initial planning of tasks and potential meetings. Identification of key stakeholders.	Focus groups: June to August
	Evaluate third party ownership options, clarify legal status, and examine potential application in Puerto Rico.	July 2012
	Study financing of community solar projects, for example through a cooperative-type of operation.	July 2012
	Pursue new or improved programs and practices with the housing industry so that the installation of a PV system can be accounted in the property value.	August 2012
	Establish preferred PV zones, where massive deployment of small PV systems can occur in vulnerable or financially challenged communities.	August 2012
	Create PV financing information and application tools including corresponding user interfaces. Perform testing and validation of these tools.	August 2012
	Estimate the economic and social impact of each of the	September 2012

	selected mechanisms. The economic impact that will be evaluated will include number of new PV systems that could be deployed using these schemes and related energy savings. Social impact will be measured with potential for fossil fuel displacement, access to renewable energy by vulnerable communities.	
	Make available best practices regarding the selected financing mechanisms.	October 2012

Table 5: Main Milestones in Planning and Zoning for the Reporting Period

Area	Task	Time
<b><u>Planning and Zoning:</u></b> Develop and make available best practices regarding planning and zoning standards that would create a favorable environment for PV siting.	Stakeholder meetings. Initial planning of tasks and potential meetings. Identification of key stakeholders.	Focus groups: Sept-Nov. Small group: November (re-scheduled for the end of January)
	Study and present explicit favorable provisions in state and local codes regarding solar rights. Estimate the potential socio-economic impact of best practices.	November – December 2012
	A best practices guide for PV friendly construction will be developed, including a	December 2012 to January 2013

	comparison of cost reductions in PV deployment through PV-friendly design and construction. Engage construction professionals, developers and organizations representing these groups.	
--	--	--

*5. A discussion of what was accomplished under these goals during this reporting period, including major activities, significant results, major findings or conclusions, key outcomes or other achievements.*

**SOPO Task 1.0 Stakeholder Engagement**

In order to ensure the success of the proposed activities, key stakeholders need to be periodically convened and engaged. Stakeholders were included early in the project, so that they actively participated in: the framework development, revisions needed for standards, the study of new financing options, discussion of new planning and zoning tools, and finally the creation of an Island-wide “PV community” that will result a more favorable environment for PV systems in Puerto Rico.

As part of this task, we developed and shared rules of engagement with the PV stakeholders to guide our discussions. First we make it clear that developing best practices is an “aspirational” process: a vision of where the rooftop PV market should be in Puerto Rico. Nevertheless, there are practical considerations that need to be included in our discussions, issues or obstacles that limit our ability to get closer to the vision. The dialogue is moderated by the team’s personnel in a respectful way, emphasizing that we will not agree on everything, but at least all should listen and understand the other sector’s perspective. Finally we strived to show the value-added in participating in our activities for each sector. These rules have proven effective in all our stakeholder activities.

*Subtask 1.1* Coordinate, convene and lead the first PV Stakeholder Summit (third month of the project, May 2012). The summit will consist of two large town hall meetings (1 day-long each),

one in the Eastern side of Puerto Rico (May 2<sup>nd</sup>), and another in the Western side of Puerto Rico (May 8<sup>th</sup>), to ensure broad participation. These meetings will kick-off the project, and will signal the beginning of the organizational activities geared toward the creation of an Island-wide PV community. This will help the team fine-tune the PV market evaluation, by using a large sample of PV stakeholders.

The project was announced to large audiences on April 27<sup>th</sup> and April 30<sup>th</sup> during two continuing education activities delivered by Dr. Efrain O'Neill in San Juan and Mayaguez. Over 300 persons were made aware of the project's goals and given contact information if interested in collaborating. The kick-off activities of the project were also announced during those activities. The kick-off meeting was on May 2, 2012 at PREAA. Community, professional, environmental, utility, PV industry and financial groups were represented in the meeting. Dr. O'Neill (UPRM) and Eng. Damaris Gonzalez (PREAA) led the meeting, with help from Dr. Agustin Irizarry (UPRM). A second kick-off meeting occurred in Mayaguez, on May 8, 2012. Dr. O'Neill led that meeting with help from Dr. Irizarry and Dr. Eduardo Ortiz (UPRM). The main outcomes of those meetings were:

- 1 Official beginning of the project
- 2 Interest from the Puerto Rico Electric Power Authority, PREPA (local utility) in actively participating.
- 3 Identification of key stakeholder for focus groups (working groups)
- 4 The need to balance various (and many times conflicting) interests of stakeholders
- 5 The need to begin the Financing work of the project earlier.
- 6 Confirmation that the processes work can be effectively combined with the standards work to catch up with the initial timeline of the project.
- 7 The need for a holistic vision in renewable energy, and the challenge of attaining such vision with the limited time frame the project has (1 year).

*Subtask 1.2* Coordinate, convene and lead four (4) bi-monthly meetings: Small group stakeholder meetings starting on the third month of the project, and focused on specific issues.

In coordination with PREAA, UPRM developed a new timeline with the objectives of complying

with the proposed activities and catch-up as soon as possible with the timeline originally submitted to DOE. The new timeline can be observed in Table 2. The DOE approved the new timeline during a conference call on May 14. The timeline moves the work for financing earlier, and combines the work on standards and processes. This will enable UPRM to essentially catch-up with the original timeline by July 2012.

In order to be successful with the more aggressive timeline, besides the small group bi-monthly meetings, we will convene working meetings with focus groups of around 10-15 people, composed of key PV stakeholders in each of the areas: standards, processes, financing, zoning and planning.

Thus, we have the following levels of stakeholder engagement: focus groups (approx. 10-15 persons), small group meetings (approx. 30), and PV Summits (over 100 persons). Through these levels of engagement we seek to create a PV Community in Puerto Rico that can champion, in collaboration with PREAA, the recommendations developed in this project.

The focus group meetings are composed of key PV stakeholders in each of the areas: standards, processes, financing, zoning and planning. The focus group meetings were held on May 30<sup>th</sup> and June 19<sup>th</sup> at PREAA and May 31<sup>st</sup> and June 20<sup>th</sup> at UPRM. Each of the meetings was divided in two topics, standards and processes. In essence, each meeting was in fact two meetings since the stakeholders for these two topics are the same. The outcomes of those meetings were mainly recommendations to the Puerto Rico team on areas to pay attention in the standards and processes work. Details are given later in this report. The next small group meetings will be in July 12<sup>th</sup> and 13<sup>th</sup> on processes and standards.

A key initial task was to fine-tune with PV stakeholders, the evaluation of the rooftop PV market submitted to DOE in the proposal in August 2011 (revised during negotiations with DOE in December 2011). The objective was to acquaint our stakeholders with the language and metrics DOE uses and to get an updated perspective of the PV market. That task started with the focus group meetings of May 30<sup>th</sup> and May 31<sup>st</sup> as described later in this report.

The main references read and studied for this sub-task were:

1. Peter Senge, *The Necessary Revolution: How Individuals and Organizations are Working Together to Create a Sustainable World*, Doubleday, 2008.
2. Venkat Ramaswamy, *The Power of Co-Creation*, Free Press, 2010.

These references offered great advice on how to deal with diverse and seemingly contradictory perspectives when engaging groups from different sectors in sustainability topics such as PV systems. For example, Senge argues that the deep problems we face today are the result of a way of thinking whose time has passed or is near its end. A vital question to ask stakeholders is: Do we protect the ways of the past or join in creating a different future? Seeing the deeper pattern that connects many different problems is crucial if we are to move beyond piecemeal reactions and create lasting change for PV systems. Senge cautions that many collaborative initiatives can be frustrating because they produce lots of talk and little action. Building capacity to collaborate is hard work and needs to be seen as such. It takes time and a high level of commitment. In our case, since we have a clear focus (rooftop PV under 300 kW), we can leverage on the interest of each group regarding such systems in building the needed collaborative attitudes. Senge provides an example in which the groups collaborating did not have exactly the same set of objectives, but there was enough of a common ground to work together. This is what we have been following in our early engagements with PV stakeholders in Puerto Rico.

Dr. Ramaswamy stresses the importance of stakeholder engagement in facing today's challenges (including energy). He argues in favor of co-creation, the practice of developing systems, products or services through collaboration with customers, managers, employees and other stakeholders. This is exactly what we have been doing since the beginning. Instead of developing rooftop PV best practices in a vacuum, we are actively engaging and collaborating with key stakeholders that later on will champion in favor of those changes. Co-creation involves democratization and decentralization of value-creation, moving it from concentration inside a few to interactions with stakeholders. Dr. Ramaswamy goes on to describe "social eco-systems" an environment with free flow of information, which engages people better and enable richer, fuller stakeholder interactions than traditional outreach strategies. In this process the development and effective use of engagement platforms is essential. For our project, the use of focus and small group meetings are the key engagement platforms supported by electronic and phone conversations with key stakeholders. It is our objective to expand those engagement platforms in the creation of a PV Community in Puerto Rico.

There were four stakeholder meetings in July 2012. Two small group meetings related were held, one in the Western Puerto Rico (July 12<sup>th</sup>) and the other in the Eastern side (July 13<sup>th</sup>). Each meeting was included two parts, one for processes and another for standards. These meetings

allowed the PR Team to present to key PV stakeholders the work done in these areas to date. The team also received important feedback to be integrated in our work and recommendations. Key suggestions and comments made by stakeholders are included below and will be used by the Puerto Rico team to evaluate our recommendations.

- The need to distinguish optimum from implementable practices
- User perception of government systems
- Should include a mobile application
- Use lessons from "e-government"
- Develop a historic database of PV systems
- Establish a Service Level Agreement: Determine the time it takes to assign a permit application and determine what should be the maximum processing time. Determine time it takes to make a decision on applications (accept or reject)
- The client has no control of his/her case
- There are no consequences or accountability regarding actions or decisions made by government officials regarding PV processes.
- Revise financing process, including improvements to the Green energy fund.
- Changes are needed to PREPA's standards
- Need to model feeder load profiles
- Problems with equipment certifications from OGPE
- Problems related to the use of non-certified PV equipment such as "Do it yourself" and sale of equipment in flea markets and through the internet.

The Financing focus group meetings were held on July 18<sup>th</sup> at UPRM and July 19<sup>th</sup> at PREAA. Various groups from the Financing sector participated: banks, cooperatives, appraisers and PV professionals. Focus group meetings were not included in the original proposal, they were a means of catching up with the original schedule. During July 2012 the UPRM team caught up with stakeholder engagement activities proposed originally.

On July 17<sup>th</sup> we met at PREPA in San Juan with their Information Technology Group. We presented the Rooftop Project, especially the development of the web-based tool. The PR team had a very revealing exchange of ideas with PREPA personnel. They made valuable suggestions such as having two layers of identity verification for users of the web-based system and allowing users to evaluate various actors in the PV installation process (PREPA, PREAA, PV installers,

etc). We identified contact persons on the IT group to handle questions as implementation of the system progresses.

There was one focus group meeting held for financing during August in Mayaguez. This was the second and final focus group meeting in the Western side of the Island. The team decided not to hold the second San Juan area focus group meeting because the data collected during the second meeting in the West achieved our objectives for financing, and the little interest shown by the financial stakeholders in the San Juan area.

Two small group meetings on financing were held during September. These were the final stakeholder meetings for this topic. The Western region meeting was held on September 24<sup>th</sup>, 2012 in Mayaguez and on September 25<sup>th</sup>, 2012 in PREAA (San Juan). Two focus group meetings on planning and zoning were held, one on September 18<sup>th</sup>, 2012 in Mayaguez and another on September 19<sup>th</sup>, 2012 in PREAA.

In addition to the scheduled meetings, the UPRM team participated in a “Green Energy Business Conference” sponsored by PREAA through the project’s City Outreach initiative. The team presented the project’s findings to a diverse audience in Mayaguez. This activity entails outreach to a broader audience, and another means of engaging stakeholders.

One focus group meeting on planning and zoning was held during in the Western region on October 31<sup>st</sup>, 2012 in Mayaguez. Discussion and work on this area is presented in the planning and zoning section.

Another focus group meeting on planning and zoning was held during in the Eastern region on November 13<sup>th</sup>, 2012 at PREAA. Discussion and work on this area is presented in the planning and zoning section. General ideas presented by stakeholders during that meeting include:

1. Importance of optimizing use of rooftops, and develop an ideal layout for PV-friendly rooftops.
2. A roof planning instrument was presented by Dr. Fernando Abruna (see Appendix I). Suggestions for use of the instrument included developing a simpler version for potential people interested on PV but not knowledgeable of the field.
3. Printed material should be developed. (There is budget available in the project for education and outreach material.)
4. Recommendations for construction codes should include recommended areas on rooftops



for PV installations (concern with potential leaks caused by drilling rooftops to anchor frames for PV panels).

5. Require one blueprint, as part of the ones already required for new construction, which shows an example of how a PV system might be installed in the rooftop. The new owner decides whether to use it or not. During the transition this requirement could be an administrative order from OGP. From the developers' perspective, this could be a marketing tool (e.g., "PV ready home").
6. A "generic" PV education document could be required as part of the sale of new homes, with recommendations on optimizing rooftop use (A/C units, PV, antennas, water reservoirs, etc).
7. Mr. Gerardo Cosme, PE, presented a draft for "preferred PV zone" guidelines. The document was well-received by the stakeholders. It was suggested that it could be applied to a zone within a city using already available planning tools. This would allow studying the instrument's effectiveness, and correcting any problems. Caguas volunteered as a test case in collaboration with its Planning Department to identify where are the opportunities for PV in that city.
8. Regarding solar rights, a consensus was reached not to pursue new legislation, but rather to take advantage of existing codes and laws. For example, there are vegetation codes, usually within city governments, that provide guidelines on types of trees to plant near structures. This is a "low hanging fruit" since we could recommend for those codes inclusion of guidelines on heights of trees so that they do not cast shadows in the South of buildings.
9. Solar access related to nearby constructions is a difficult topic, but the project can lay the foundation for a serious discussion on the topic for Puerto Rico to develop a solar access policy.
10. We should try to develop recommendations for PV alternatives for multi-family buildings.

A planning small group meeting originally scheduled for November was moved to January 2013. This allowed time to integrate the on-going work to present to stakeholders, and also gave the

team a chance to have a transition to a new leadership at PREAA. A summary is presented in the *Planning Section*.

*Subtask 1.3* Coordinate and conduct weekly communications with stakeholders to keep them informed of project's progress and receive feedback. Various media will be used: Email, phone calls, social networks, interactive webpage.

UPRM communicated with PV stakeholders almost on a daily basis through email.

Communication is bi-directional, as many time stakeholders begin an email exchange by sharing an article or website relevant to the project's objectives. UPRM kept a website for the project, <http://prsolar.ece.uprm.edu> which served as a communication channel with stakeholders. The registration for the PV Summits was handled through the website. We also receive periodic stakeholder communications at [puertoricosolar2012@hotmail.com](mailto:puertoricosolar2012@hotmail.com) an email address to better manage emails from stakeholders. The new level of engagement, focus group meetings, enabled the Puerto Rico team to maintain face to face communication and interaction with key stakeholders.

There were three activities for Outreach to general public. One was in Arecibo (Northern part of Puerto Rico), coordinated by PREAA during a Green Energy Business Conference, on November 2<sup>nd</sup>, 2012. Another activity was in Carolina (Eastern Puerto Rico) on November 13<sup>th</sup>. This activity marked the first time the ideas of our project were used by one of the PV stakeholders on one of their activities. ACONER (PV installer association) had their annual meeting and used our Summit presentation as the main education activity of the meeting. The third outreach activity was in Mayaguez on November 28<sup>th</sup>, 2012 coordinated by the Western Chamber of Commerce. These activities were opportunities to showcase our project's results and recommendations.

*Subtask 1.4* Coordinate, convene and lead the Second PV Stakeholder Summit (eight month of the project). The summit will consist of two large town hall meetings (1 day-long each), one in the Eastern half and another in the Western half of Puerto Rico to provide broad participation. This meeting will serve as a summative evaluation of the project, strengthen the PV Community and discuss plans for establishment of best practices.

As per the SOPO the PV Summits were held on October 18<sup>th</sup> (Rincon, Western) and October 30<sup>th</sup> (Caguas, Eastern). Participation was outstanding, about 140 persons in Rincon, and 151 in Caguas. The Puerto Rico team presented best practices on processes, standards and financing. We also presented the initial work on zoning and planning. This activity was a collaboration with one of our key stakeholders, the Puerto Rico State Society of Professional Engineers and Land Surveyors, who awarded continuing education credits to all licensed engineers that participated in the Summit. We also discussed the future of the project and the formal creation of a PV Community called *Puerto Rico Solar*. Puerto Rico has an excellent “Roof Resource”. Thus the project’s recommendations present an important opportunity to expand the rooftop PV market in the Island. In order to incorporate explicit favorable provisions in state and local codes regarding use of our Solar Resource, our recommendations will be moved through the policy process by this PV Community. The multi-sector nature of the community (government, industrial, commercial and residential) would help to envision a new power grid and a new way to design and operate it with higher penetration of rooftop PV systems. During the PV Summits we also conducted an evaluation of the project, the results and comments are presented next.

#### *Evaluation results from PV Summits*

During October two PV Summits were held, one in the Western half of Puerto Rico (Rincon), and the other on the Eastern half (Caguas). A total of 140 persons went to Rincon, and 151 persons attended Caguas. Figures 1 and 2 show a distribution of the participant background in each Summit. Both Summits were co-sponsored by the State Society of Professional Engineers, which provided continuing education credits for the activity. Thus, we had a large participation from engineers.

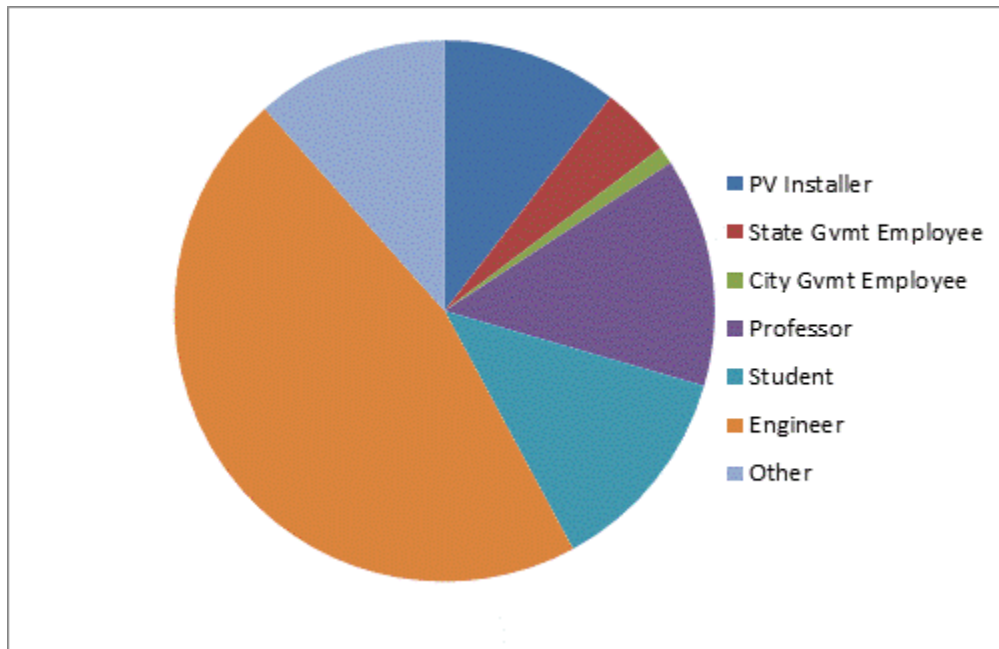


Figure 1: Profile of PV Summit Participants (Rincon)

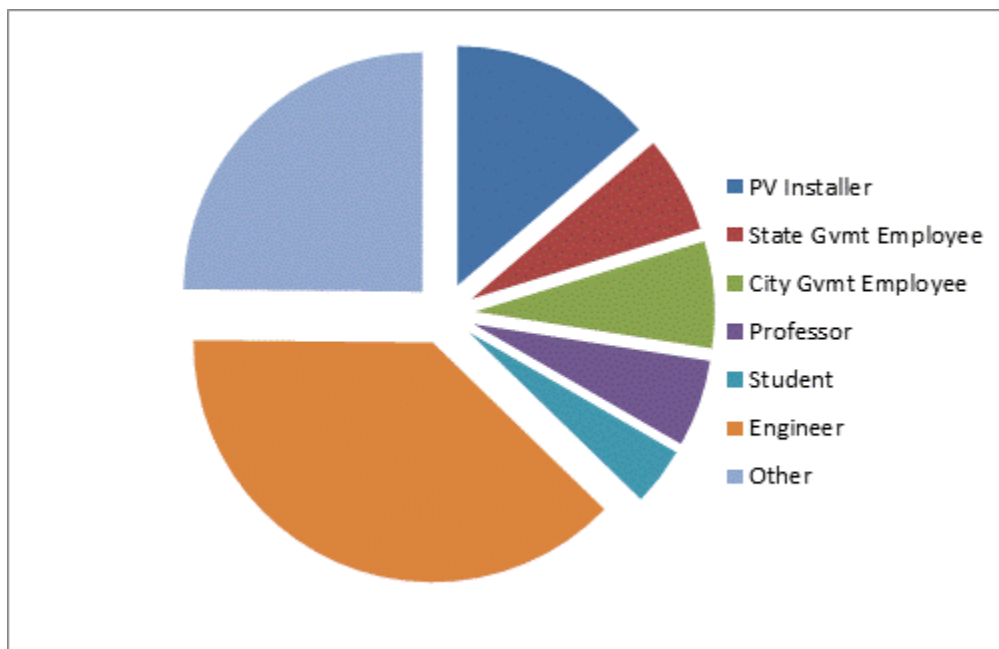


Figure 2: Profile of PV Summit Participants (Caguas)

UPRM researchers presented project findings and recommendations to participants during the morning. UPRM students prepared posters that gave further information of the project. A discussion session in the afternoon gave participants the opportunity to ask questions and provide suggestions on next steps. Before the end of each Summit we asked participants to fill out

evaluation forms that asked participants to rate our efforts and the ideas, based on what they learned from the project.

Figure 3 shows results on permitting and interconnection processes. A total of 198 participants answered this question (the rest did not answer or left after lunch). An overwhelming majority (87%) evaluated our project as excellent or good in terms of developing a transparent, consistent, and expedient permitting and interconnection process.

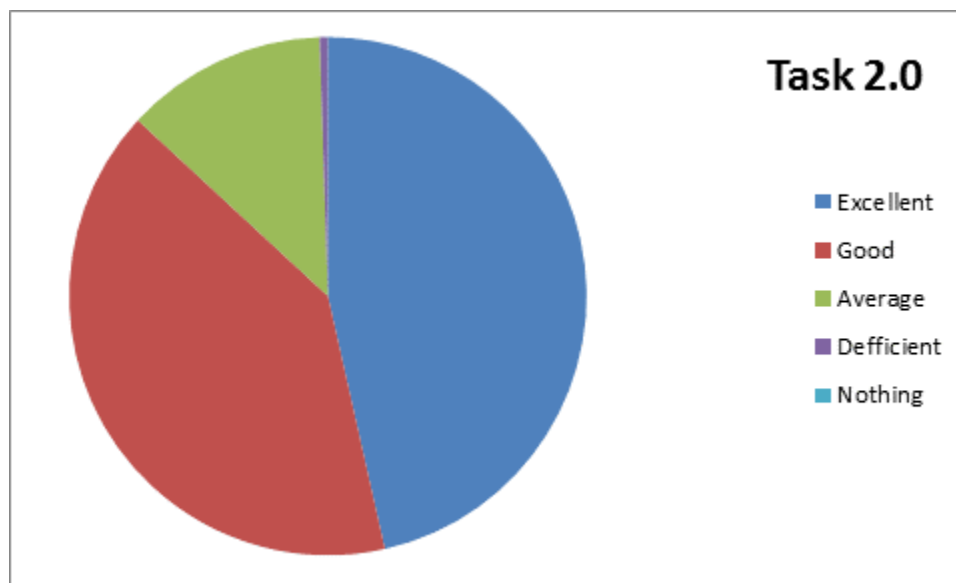


Figure 3: Evaluation Results for Permitting and Interconnection Processes

Figure 4 shows results from 191 responses to the question on net metering and interconnection standards. Most participants (83%) rated our efforts excellent or good in terms of dealing with these tasks. Only two responses rated this task as deficient, one comment being “there is still a lot to do”. We agree with this statement, and since this is the first ordered and multi-sector effort, we feel more will be done, especially with the formation of the “Puerto Rico Solar” PV Community.

On Financing Options 184 responses resulted in 84% approval of our work and recommendations. There were 5 persons giving the project a deficient rating, based mostly on the experience with the current PV incentives, and the doubts about the financial sector integrating the recommendations. However, there is encouraging news from the cooperative sector: at least on cooperative institution will begin to offer PV-related financial packages. Furthermore, 99% of

responses rated the financing ideas as very useful, useful or with potential (see Figure 6).

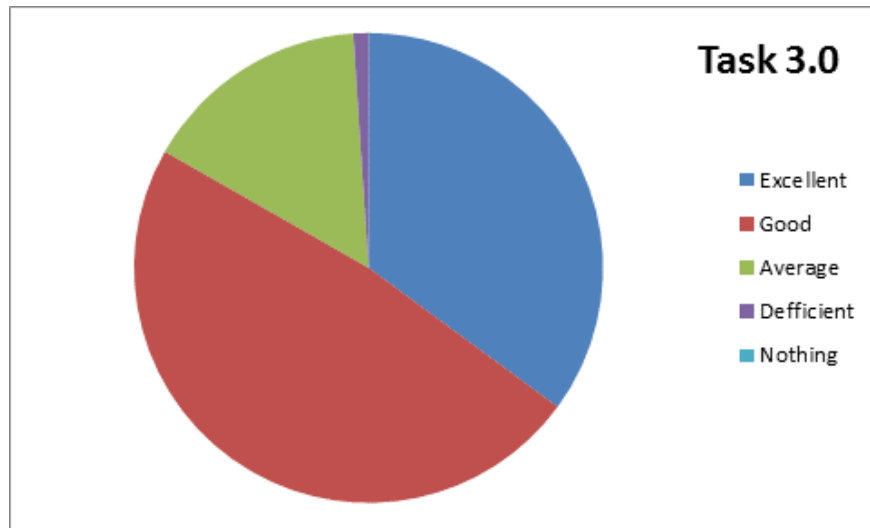


Figure 4: Evaluation Results for Net Metering and Interconnection Standards

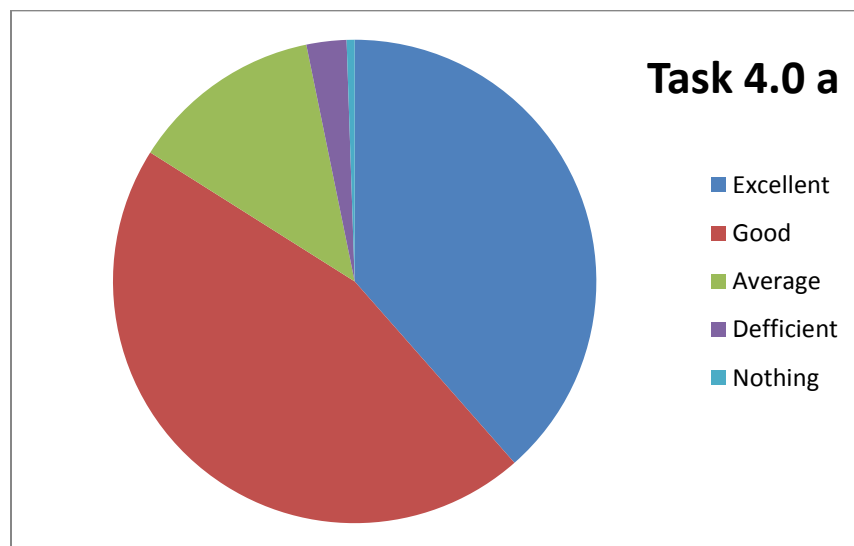


Figure 5: Evaluation Results for Financing Options

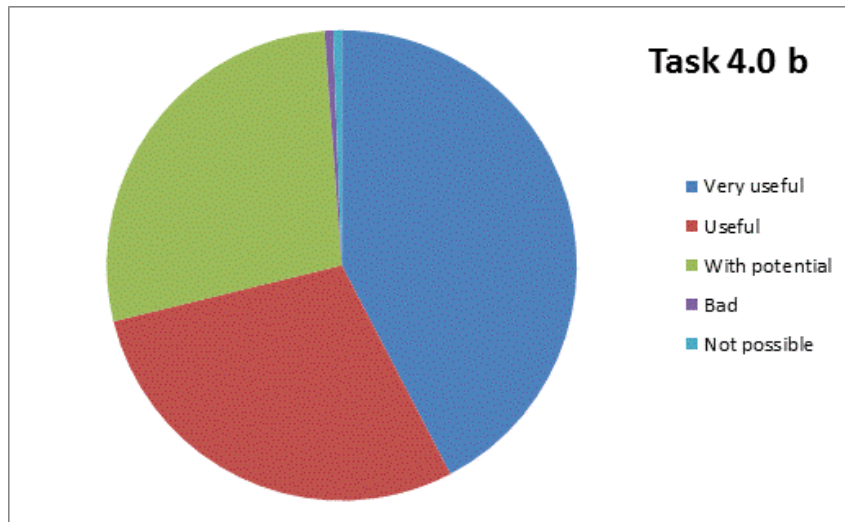


Figure 6: Evaluation Results for Feasibility/Practicality of Financing Options

Participants rated with 81% our efforts on planning and zoning (Figure 7). The majority (99%) positively rated the planning and zoning proposals from “very useful” to “with potential” (see Figure 8).

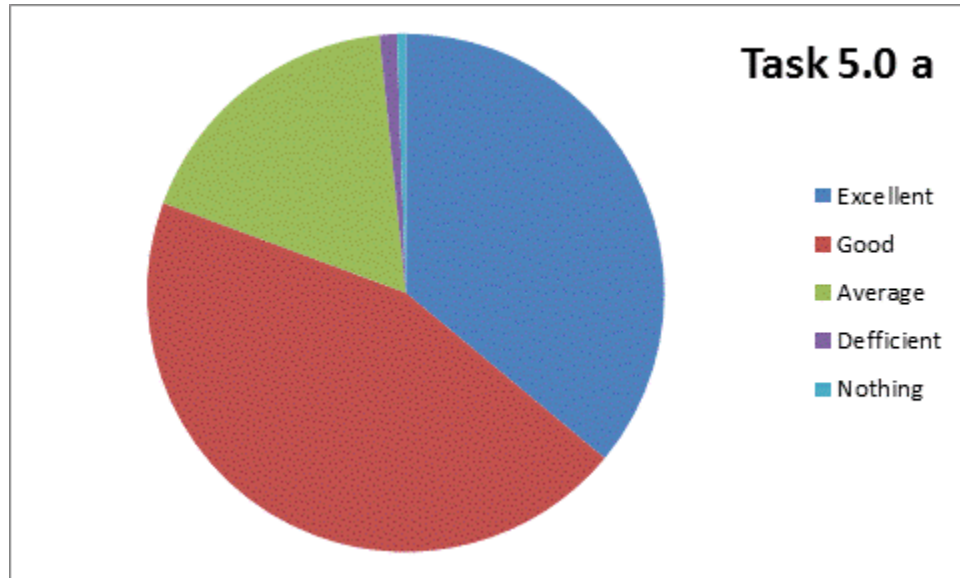


Figure 7: Evaluation Results for Planning and Zoning Ideas

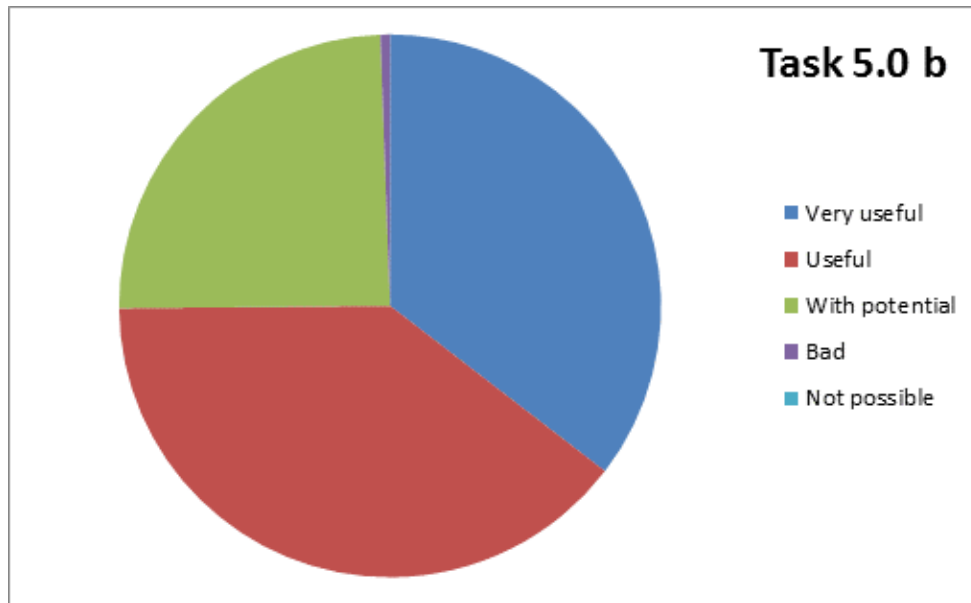


Figure 8: Evaluation Results for Feasibility/Practicality of Planning and Zoning Ideas

We also asked participants to rate the focus group and small group meetings convened during the year on each of the four topics. A total of 52 responses were received from persons who had participated in those stakeholder engagement activities (Task 1). All of the responses stated that the smaller group activities were very useful and helped the project.

The raw data for these evaluations are included in Appendix VI. Summit participants also gave written recommendations for improving our work. All these ideas have been evaluated and have been integrated with other recommendations from the focus and small group meetings.

*Subtask 1.5* Establish the PV community through the outcomes of the Summits, group meetings and the existence of an internet site to coordinate community activities, interaction among members, dissemination of results, opportunities and financing among other outreach functions.

The PV Community called *Puerto Rico Solar* was initiated during the October Summits. The stakeholder engagement activities initiated in the project will be continued and expanded through regional and island-wide effort. *Puerto Rico Solar* will follow the project’s approach of conducting activities in two main foci. Efraín O’Neill (PI of the project, professor at UPR-Mayaguez) and Ernesto Rivera (engineer, president ACONER-PV installer association) will be



coordinators in the Western Region. Fernando Abruña (Architect, retired professor from UPR, energy expert) and Jose Maeso (engineer, public policy background, Business Development Director PREC) will be coordinators in the Eastern Region. These coordinators will facilitate, not control, the interaction of stakeholders and encourage concrete actions for the implementation of the recommendations. On February 6<sup>th</sup>, 2013 a final stakeholder meeting was held in Rincon, from 6 to 10pm. About 70 persons attended among them PV industry, students, engineers, professors and the general public. During the meeting the final recommendations of the project were presented.

### *Salient Stakeholder and Networking Activities*

A very important opportunity (with no charge to the project) was Dr. O'Neill's participation in the IEEE International Symposium on Sustainable Systems and Technology (ISSST) Conference in Boston. This was an excellent opportunity to engage with professionals from all over the world in areas such as stakeholder engagement, PV systems, interconnection issues and financing issues, all related to the project. Dr. O'Neill was also able to disseminate part of the project's initial work and get valuable feedback from sustainability experts. Below description of some of the sessions and a summary of relevant topics to our project.

The papers below address interconnection and sustainability issues. It is of utmost importance the understanding of customer requirements (demand profile, power quality) in order to achieve both effective and efficient energy strategies. In our PV project we are acknowledging these facts in our discussions with stakeholders, especially with the utility and the PV installers.

Domestic Load Characterization for Demand-Responsive Energy Management Systems	Ana Soares, Alvaro Gomes and Carlos Henggeler Antunes
Power Quality Monitoring in Sustainable Energy System	Shahedul Haque Laskar And Sanaullah Khan
'Environmentally conscious design of autonomous power supplies for distributed micro-systems'	Stephan Benecke, Jana Rueckschloss, Andreas Middendorf, Nils F. Nissen and Klaus-D. Lang
The water footprint of thermal power production: closing methodological gaps of regionalization and heat emissions	Stephan Pfister, Sangwon Suh, Ramkumar Karuppiyah, Ian Laurenzi and Alessandro Faldi

The following papers present environmental aspects related to PV systems. An area not usually discussed is the recycling of PV panels. In Puerto Rico we must start a serious discussion of this topic, in order to be prepared in the coming decades for the large numbers of used panels. The papers also present important economic tools to justify an increased use of PV systems. These ideas will be included in the socio-economic analysis to be performed later in our project.

Strengthening the Case for Recycling Photovoltaics: An Energy Payback Analysis	Michele Goe and Gabrielle Gaustad
Comparative Hazard Assessment of Emerging Photovoltaic Processing Methods	Daniel Eisenberg, Mengjing Yu, Carl Lam, Oladele Ogunseitan and Julie Schoenung
Recycling Potential of Photovoltaics Modules	Annick Anctil and Vasilis Fthenakis
Impact of PV Growth on CO2 emission in the world	Kotaro Kawajiri, Stanley Gershwin, Tonio Buonassisi and Timothy Gutowski
A Cost Benefit Trend Analysis of Solar Photovoltaic Supply for Greenhouse Gas Emission Mitigation of Global Automotive Manufacturing	Qiang Zhai, Xiang Zhao and Chris Yuan

The following papers provide further financing and economic tools. Of special importance to our project are life cycle analysis (LCA) and the calculation of footprint. These tools are vital for the Puerto Rico project because they represent strong justifications for the use of PV systems in an island with limited land.

Estimating Impacts & Benefits of Dense Energy Sensing	Derrick Carlson, H. Scott Matthews and Mario Bergés
Bounding scenario analysis: a case study of future energy demand of China's steel sector	Eric Williams, Ramzy Kahhat and Shinji Kaneko
Beyond life cycle analysis: Using an agent-based	Andrew Heairet, Sonika Choudhary,

approach to model the emerging bio-energy industry      Shelie Miller and Ming Xu

Assessing the Sustainability of Renewable Energy  
Technologies      Reggie Caudill, Joseph Wright and  
Jaime Bustamante

Environmental Footprint Analysis of On-shore and Off-  
shore Wind Energy Technologies      Mehdi Noori, Murat Kucukvar and  
Omer Tatari

The Puerto Rico project is deeply rooted in Stakeholder Engagement. That is why it is so important to keep abreast of current issues and best practices in stakeholder communications and issues. The papers below give various perspectives that can be applied to our project. Some of the papers deal with special social or environmental issues and how those affected reacted or dealt with such situations. Relating our PV project to current environmental and social issues is an important way to keep many sectors (e.g., communities, environmental NGOs) interested in our PV project. Another important aspect discussed in this paper is the assessment of the effectiveness of strategies. Such assessment depends on maintaining strong communications with our stakeholders. An interesting idea from the NGO “Green Alliance” is to develop a report card that can be filled out by stakeholders on various aspects of a project. This idea could be implemented for our small group meetings.

Can nanotechnology decontaminate water in a morally  
contested context?      Rider Foley, Arnim Wiek, Braden Kay  
and Richard Rushforth

Unexpected Outcome by Consumer’s Behavior      Kotaro Kawajiri, Tomohiro Tabata and  
Tomohiko Ihara

Assessing Social Impacts: The Good, the Bad and the  
Ugly      Lise Laurin and Melissa Hamilton

Cultured Meat: The Systemic Implications of an  
Emerging Technology      Carolyn Mattick

Durban: Geoengineering as a Response to Cultural Lock-  
In      Brad Allenby

Resilience of Urban Water Systems      Arka Pandit and John C Crittenden

Infrastructure Ecology: An Integrative Approach towards More Sustainable Urban Systems

Arka Pandit, John C. Crittenden, Hyunju Jeong, Zhongming Lu, Elizabeth A. Minne, Jean-Ann C. James, Ming Xu, Steven P. French, Sangwoo M. Sung, Douglas Noonan, Marilyn Brown, Reginald DesRoches, Bert Bras, Miroslav Begovic, Lin-Han Chiang Hseih and Insu Kim

Performance of Green Infrastructure for Urban Water Management

Mallory Squier, Pavle Bujanovic, Carli Flynn, Jeremy Tamargo and Cliff Davidson

ICT Congestion Management Strategy to Promote Urban Environmental Sustainability

Yeganeh Mashayekh, Chris Hendrickson and Scott Matthews

LEED Certified Residential Brownfield Buildings to Promote Transportation Sustainability

Yeganeh Mashayekh, Chris Hendrickson and Scott Matthews

Life Cycle Dialog—what can better communication up and down the supply chain achieve for a more sustainable future? (PANEL)

Lise Laurin, Susan Landry, Ray Dawson, John Malian and Bill Flanagan

Finally, the following papers present dissemination and education experiences in sustainability. The strategies presented are important in the design of effective stakeholder engagement activities. For example, the idea of “systems thinking” is akin to “integrated planning” mentioned for utilities or the “holistic framework” proposed in our PV project.

Sustainable Wellbeing Education in Engineering

Marcel Castro-Sitiriche, Christopher Papadopoulos, Héctor Huyke and William Frey

A Model Transdisciplinary Design for Environment Curriculum: Blending Perspectives from Industrial and Engineering Design

Callie Babbitt, Ana Maria Leal and Alex Lobos

Engineering the Engineer: The Failure of Engineering Education and What To Do About

Braden Allenby and Thomas P. Seager

Systems Thinking for sustainability: Envisioning Transdisciplinary Transformations in STEM Education

Fazleena Badurdeen, Robert Gregory, Gregory Luhan, Margaret Schroeder, Leslie Vincent and Dusan Sekulic

Sustainable Green Engineering System Design and Quality Educational Challenges, and Solutions

Paul Ranky and Yijun Zheng

Another important opportunity was the Puerto Rico team's participation in the DOE SunShot Grand Challenge Summit, held in Denver June 12 and 13. Our participation in the Summit allowed to disseminate information about the Puerto Rico project, network with other Rooftop Challenge and Sunshot peers, exchange ideas during breakfast, lunch and during a Technology Forum held on July 12<sup>th</sup>. For example, Dr. O'Neill was able to meet and talk to Kevin Fox from IREC about their current work at U.S.V.I. Mr. Fox later shared draft documents of that work that the Puerto Rico team is currently studying for comparison with Puerto Rico. Other important connections made was with the Tennessee team, since they share some of our challenges in Puerto Rico in dealing with a public power company, and also interesting ideas from the Chicago and San Antonio teams in software and interconnection practices.

**Conclusion for Task 1.0** The stakeholder activities were a success. Key stakeholders were willing and eager to collaborate; their active participation and help allowed the Puerto Rico team to catch up with the original schedule. We also leveraged on current work on distributed generation within the utility, and the participation in our meetings of two engineers from that utility effort. We completed a template sent by DOE with the project's main successes. This information was then used to develop an "awardee spotlight" feature by NREL. See Appendix

IV for details. We also developed a general brochure with key information of the project (Appendix V).

### **SOPO Task 2.0 Development of web-based system to improve permitting and interconnection processes**

In this task UPRM developed a holistic web-based framework that integrates PV information, permit and interconnection processes in order to ensure process liability and standardization while dealing with rooftop PV market barriers. It is a proof of concept that could provide a consistent starting point for the PV industry, users and government agencies if implemented fully and used by the Puerto Rico Electric Power Authority (PREPA) and the state main permitting agency (OGPe).

This task required stakeholder input, which was obtained during the May 2<sup>nd</sup> and May 8<sup>th</sup> kick-off meetings, and during focus group meetings on May 30<sup>th</sup> at Mayaguez (UPRM) and on May 31<sup>st</sup> at San Juan (PREAA). We obtained comments and recommendations to fine-tune the PV market assessment regarding permitting and interconnection processes. We studied the best permitting and interconnection practices from the website for Solar ABCS, as well as searched and studied information from NREL, DOE and other energy-related websites on topics related to processes. We also studied IREC's 2012 report "Sharing Success Emerging Approaches to Efficient Rooftop Solar Permitting". A summary of the key points of these reports follows next.

The website for Solar ABCS contains a wealth of resources on interconnecting rooftop PV systems. The specific resources analyzed were:

1. *Comparison of Four Leading Small Generator Interconnection Procedures*, J. B. Keyes and K. T. Fox, Interstate Renewable Energy Council, 2008.
2. FERC's *Small Generator Interconnection Agreement* (SGIA, for Gen Facilities  $\leq$  20 MW), FERC, 2006.
3. FERC's *Small Generator Interconnection Procedures* (SGIP, for Gen Facilities  $\leq$  20 MW), FERC, 2006.
4. Rule 21, California PUC.
5. Glossary and Resources Rule 21 Working Group California Public Utilities Commission, April 2011
6. *IREC Model Interconnection Procedures*, 2010.

7. *Updated Recommendations for FERC Small Generator Interconnection Procedure Screens*, M.T. Sheehan and T. Cleveland, North Carolina Solar Center, 2010.

We studied four interconnection procedures used by regulators to develop state and local procedures. This included review of criteria, analysis of scoring criteria, safety issues, reliability and cost. We performed a comparative analysis of the four procedures per score. The reports also include analysis of structural barriers and market issues. In our opinion, the IREC Procedures may serve as a starting point to improve Puerto Rico's procedures with CA Rule 21 being superior regarding Interconnection charges. In CA's Rule 21 generators eligible for net energy metering are exempt from paying fees, including any necessary studies, and solar-powered generating facilities up to 1 MW that do not sell power to the grid are also exempt from these fees in almost all cases. The recommendations are aligned with establishing limits based on existing system parameters at the point of interconnection; such as % of transformer capacity, system voltage levels and aggregate contribution of the DG in a specified area rather than a spot.

Other readings included:

1. "Expedited Permit Process PV Systems: Standardized Process for Review of Small-Scale PV Systems" B.Brooks, Rev. 1, 2011. This reference presented a simple, expedient, permit process suggested for systems that satisfy both structural and electrical requirements (which are easily satisfied by a majority of residential PV projects).
2. "Exploring Aggregated Net Metering (ANM) in Arizona, NARUC, A report for the Arizona Corporation Commission," Funded by U.S. DOE, 2011. This reference presents the positive and negative aspects of ANM in the context of Arizona law. A summary on ANM practices in 10 states including: eligibility, tariffs, limits (physical and administrative), credits and fees. Useful to commence a study of advantages and disadvantages of ANM for Puerto Rico.

From the IREC's 2012 report "Sharing Success Emerging Approaches to Efficient Rooftop Solar Permitting" we will follow the following key ideas. We must seek aspirational best practices but also realistic and effective ways to improve solar permitting in Puerto Rico. The responsibility for change should be shared among all stakeholders, especially Utility (processes and requirements) and the PV Industry (complete and accurate applications). Commitment is needed from all in order to be effective in the reform process. Also, changes to permitting policy should benefit all involved. In order to steer towards that goal, we need to understand PREPA's operation and services and also the PV industry's challenges in a fast-changing

technological arena. The economic conditions faced by both groups are critical, but the best solutions are those that benefit the broader community.

The focus group on processes allowed the Puerto Rico team to confirm, refine and discover action items. For example, the current processes at the Permit Office (OGPE) and the Puerto Rico Electric Power Authority (PREPA) require various visits to these agencies, and submittal of paper forms. Unforeseen obstacles were discovered related to the transfer of responsibilities from PREAA to OGPE. OGPE was created to accelerate permitting processes in Puerto Rico. PV permitting responsibilities such as equipment and system certifications passed from PREAA to OGPE. However, the initial intent of consumer protection regarding such certifications has turned into additional time and fees for people installing PV systems on their homes. On the other hand, even though PREPA has rules and specific (steps) for interconnection, the application and interpretation varies depending on the region the system is to be installed (PREPA has 7 regions). This lack of consistency among PREPA regions is an obstacle in reducing red tape for rooftop PV systems. We used the stakeholder input and our readings of best practices to develop recommendations adapted to the PV market in Puerto Rico. Those recommendations will also guide the development of the software blocks for the integrated system.

Through our stakeholder engagement activities we have been able to identify, discuss and present options to these problems. PREAA and UPRM are proposing OGPE to concentrate on the initial intent of consumer protection, not on collecting fees. We are also engaging PREPA on ways to streamline their internal processes for interconnections. Furthermore, the proposed on-line framework will save time and money to all involved. We have two approaches for the on-line system:

- Best practice: An Integrated Web-based Framework for Rooftop PV Systems that integrates all relevant agencies (PREAA, OGPE and PREPA)
- Near term: PREAA-based functions to complement processes at OGPE and PREPA

### *On-line Rooftop PV System*

The on-line framework is a key improvement strategy that will save time and money to all



involved. UPRM researchers have agreed on an initial structure for the Integrated Web-based Framework for Rooftop PV Systems. The first level will include General Information of rooftop PV in PR, access to the Integrated System for Permitting and Deployment, the Puerto Rico Solar interface (PV Community), Document Templates and Examples. Within the integrated system we will have General Information of application processes, User Input, Log of activities (e.g., status of applications, time stamps, etc) and all the PV permitting functions. UPRM hired a graduate student, Mr. Israel Ramirez, to help in the development of the software tools needed for the integrated web-based system. We also hired Mr. Luis Lugo as webmaster of the project.

UPRM researchers have studied various references for software development. Particularly helpful was “Automated Permit Tracking Software Systems: A Guide for Massachusetts Municipalities” which gives general guidelines such as: the software should be able to produce status reports; highlight any problems that should or would hold up the permitting process; be able to pull data from other existing databases, allows concurrent review of application and site plans; allows on-line application, submission of plans, and payment of permit fees; intuitive to learn, easy to use and train new staff on; flexible and allows customization. The software must have permit tracking capabilities. The reference identifies more advanced features to achieve greater automation such as: automated document distribution, automated task and expiration date reminders, problem-flag tracking and online payment.

Specific recommendations when selecting or designing permitting software are:

1. Determine the features and services that are essential for all organizations involved.
2. Determine if there are existing systems that offer part of the services needed
3. Choose software applications that provide the capabilities needed to create the desired features

We have consulted with various IT specialists regarding software options for the development of the web-based system. Angel L. Pérez, VP & General Manager of Rock Solid Technologies, Juan L. Collado, VP xRM Group Technologies for the holistic framework, Dr. Bienvenido Velez (Computer Science) and Dr. Jose Cruz (Computer Information Systems) from UPRM. They all agreed that a workflow approach seemed the best approach for our project. All of them mentioned MS Sharepoint as a potential software development platform, or its open-source counterpart, Alfresco. Sharepoint has tools of its own, but can also act as integrator of tools

developed in other platforms. UPRM researchers studied available software options, and concluded that MS Sharepoint will be used for the project. The Government of Puerto Rico has an umbrella license for MS products, and Sharepoint is currently used for various tasks at PREAA, OGPE and PREPA. Other Microsoft programs will be used in conjunction with Sharepoint: Windows Server 2008, SharePoint Server 2010, SharePoint Designer 2010 and InfoPath 2010.

We also asked our colleagues from other Solar Challenge projects in the Southeast region, and obtained interesting comments from the Broward County team. They considered MS Sharepoint but did not choose it because they felt customization was harder, and it was difficult to replicate for agencies that did not have the product in their servers. These issues do not apply to the Puerto Rico team. Broward County also offered valuable comments regarding the features of on-line permitting systems:

1. Designed to reflect the needs of the customers instead of the organization.
2. Provides a customized view for different customer types (such as residential, business, professional, etc.).
3. Customers should not need to know which part of the organization offers a service (all services for that customer type will be provided in one portal location).
4. If agencies reorganize, the changes should be transparent to customers.
5. The portal should provide a more rapid review and approval process than in-person processes.
6. Increase transparency by showing all elements of the permitting process, which will also serve as a pressure to reduce the complexity of those permitting processes.
7. On-line systems provide a transition to more green process (less paper, less travel).
8. Allow for simultaneous review of permit applications by various agencies.
9. Information will be available anywhere and at all times (not just in government offices during business hours).

The suggestions above were used in the development of the software tools for the Puerto Rico project. We also followed the steps of the software/systems development life-cycle (SDLC).

Many authors call the steps of the SDLC with many names, but in general these are:

Requirement Analysis; Design; Program Coding; Program Testing; Installation.

The vision for the Puerto Rico on-line rooftop PV permitting functions is to have a collection of software tools that become a one-stop shop for the PV market. The user inputs all the data for the proposed rooftop PV installation in once place, which creates a profile/case or user ID for each installation. Once the data input is finished, the system will check correctness and completeness of the information, and automatically complete and electronically submit all needed forms (OGPE, PREAA, PREPA). The designated person in each agency will receive the requests, process them, and input in the system the certification or completed permits needed, and the case then moves on to the next stage. All processes that can be done simultaneously will be identified. The objective is to speed up processing of rooftop PV cases to attain the recommended practice of less than a month for the whole process. We discussed a potential Android application so that users can access the web-based systems using their smart cellphones.

The on-line system will be accessed through the project’s website. The workflow in Appendix III illustrates the overall structure of the integrated system. The figure is not yet complete, since on-going work is not included in detail. For clarity we have taken parts of the workflow in Appendix III for the following discussion. After the user enters the required data, the system checks for completeness, fill and submit all needed documents and applications. Part of the user interface will include automated features for financing mechanisms as shown in Figure 9. This work has not been finished yet, but for example, is a user is interested in using the Green Energy Fund, information will be provided on the fund’s requirements. The system then checks if the equipment selected are certified. Figure 10 shows this process that related to OGPE functions. This check is done automatically using a database that will be created for the project. If everything checks, the application moves on to PREPA, with all the supporting electronic documents.

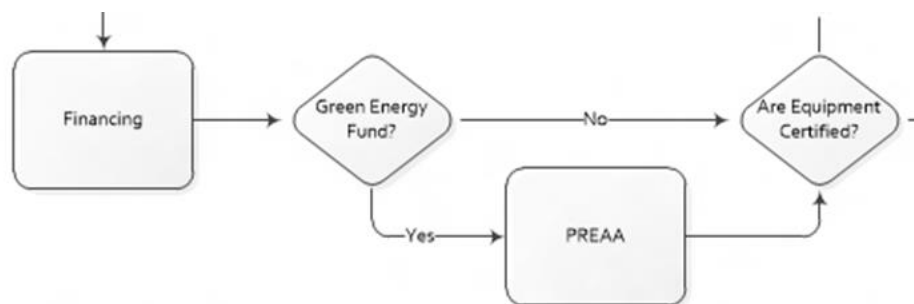


Figure 9: Financing functions

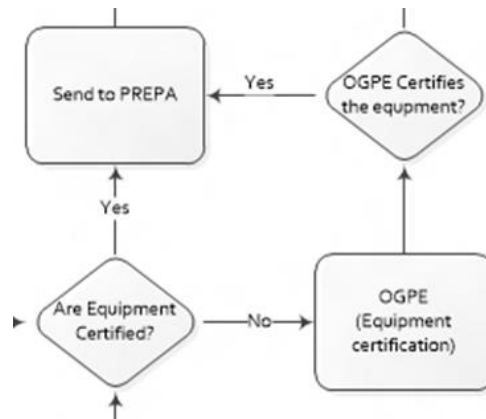


Figure 10: Checking for equipment certifications

The process within PREPA has two main steps. Figure 11 shows part of the first step, the interconnection application. There is a simple interconnection process for single-phase systems less than 25 kW, or 200 kW for three-phase system. Else, the usual interconnection evaluation takes place. These processes will also be automated through tools developed in the project. All the steps will be time-stamped to allow time tracking and status-checks of the application. The PREPA endorsement of the project signals approval to start installing the rooftop PV system.

In Figure 12, once the PV installation is completed, the on-line system is used to submit the installation certification to OGPE. The system is also used to coordinate the PV system tests with PREPA. When final interconnection approval occurs, the PV system can begin operating. If the user selects to have net metering, the application for that process automatically begins after interconnection approval is given. Figure 13 shows the net metering application process.

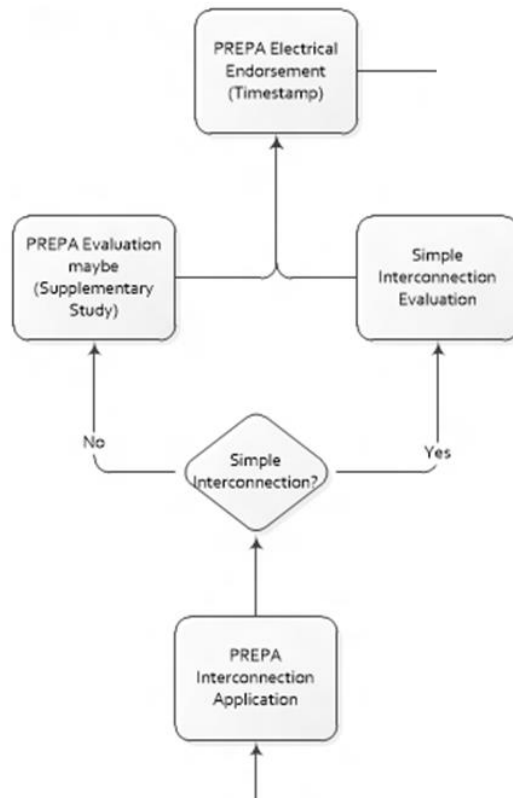


Figure 11: Interconnection application and evaluation

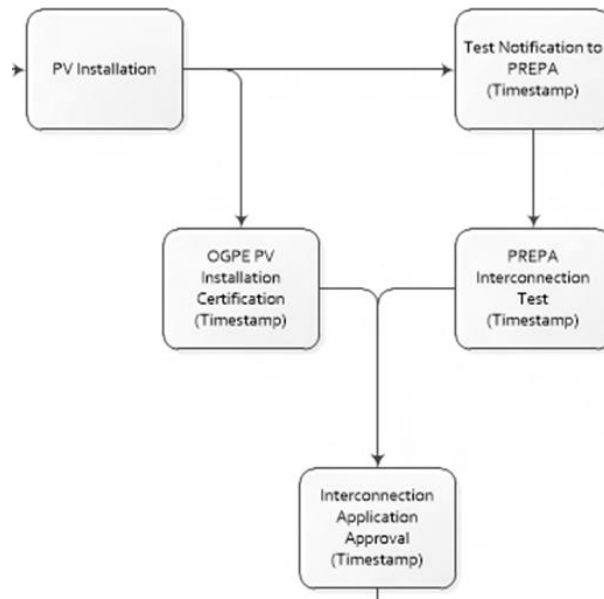


Figure 12: PV Installation, test and certification.

Interconnection evaluation is made by the PREPA technical region where the PV system is to be installed. The net metering evaluation is made by a PREPA commercial office. Nowadays this represents time and money invested in filling and submitting forms in person and following up on the status of the PREPA evaluations, also in person. The proposed system will cut on this

time, and reduce paperwork, striving to make it transparent to the user the various steps within PREPA required to complete internal bureaucratic processes.

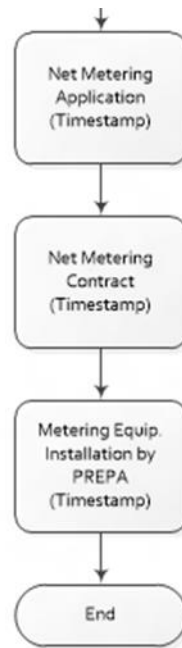


Figure 13: Net metering application and evaluation.

The UPRM team has completed the initial user interface software function. Figure 14 show the interface that a PV installer would use to enter the system. The actual client has to authorize the installer to enter the required personal information. If a client authorizes a third party this way, the client will be given access to his case to check on the status of the applications. We are currently discussing the logistics of how this authorization will take place, and other security concerns to diminish the number of fictitious cases entered in the on-line system.

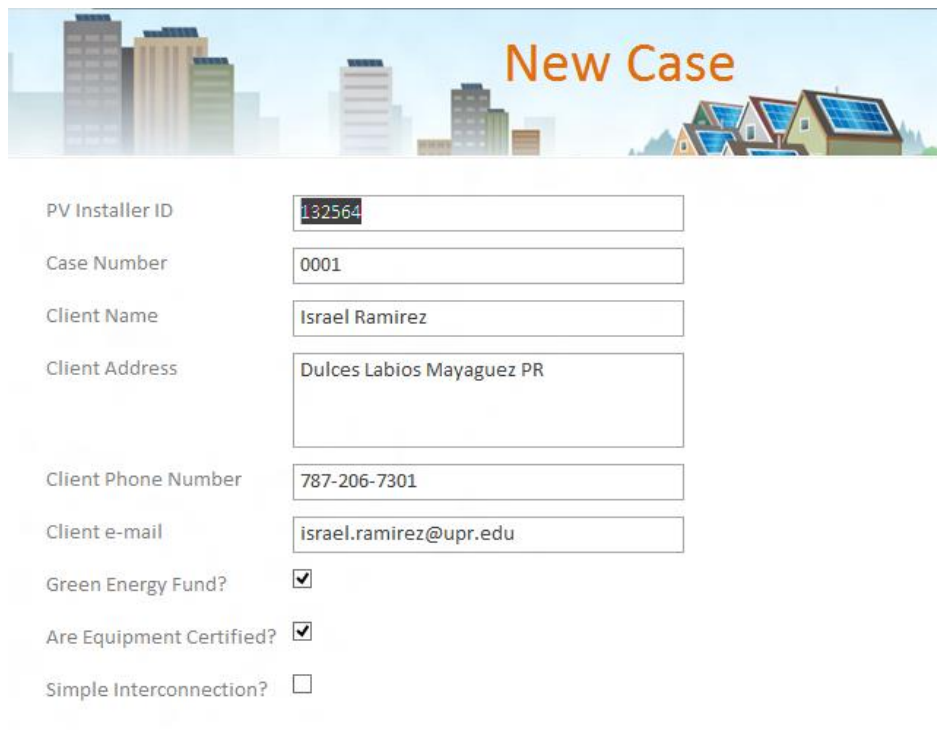


Figure 14: PV Installer Login Window

Figure 15 shows the option a user will have to begin a new case or enter into an existing case. For example, a user might be entering data for a new case, save it and return to finish it later. A user might also enter an existing case to check on the status of the applications. Figure 16 shows an initial screen for user input of data.



Figure 15: User interface to choose type of case

The image shows a form titled "New Case" with a banner at the top. The form contains several input fields and checkboxes. The fields are: PV Installer ID (132564), Case Number (0001), Client Name (Israel Ramirez), Client Address (Dulces Labios Mayaguez PR), Client Phone Number (787-206-7301), and Client e-mail (israel.ramirez@upr.edu). There are three checkboxes: "Green Energy Fund?" (checked), "Are Equipment Certified?" (checked), and "Simple Interconnection?" (unchecked).

PV Installer ID	132564
Case Number	0001
Client Name	Israel Ramirez
Client Address	Dulces Labios Mayaguez PR
Client Phone Number	787-206-7301
Client e-mail	israel.ramirez@upr.edu
Green Energy Fund?	<input checked="" type="checkbox"/>
Are Equipment Certified?	<input checked="" type="checkbox"/>
Simple Interconnection?	<input type="checkbox"/>

Figure 16: User Interface for Data Input

One of the main advantages of the proposed system is the capability it will give to maintain a record of all rooftop PV systems in Puerto Rico. Currently such database exists only at PREPA, and not with the detail this project's database will offer. Figure 17 shows how the database might look. Another benefit of this effort is that for the first time, a holistic approach is taken to study and propose changes to rooftop PV processes in Puerto Rico. For example, the workflow in Appendix IV did not exist before this project.

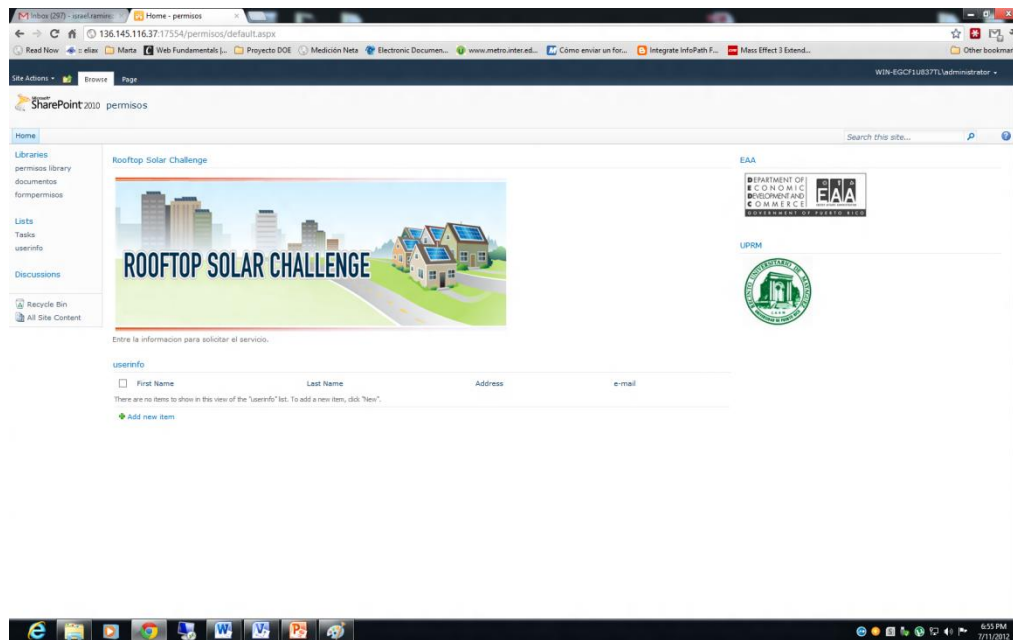


Figure 17: Database of PV Cases

The integrated system will be based on SharePoint, while the PREAA-based functions might be a hybrid of SharePoint and MS Access tools. The on-line system (either one) will be accessed through the project's website.

### *SharePoint: Integrated System*

A SharePoint site was created to allow users to enter the information needed to fill the various forms. The SharePoint programs are only installed in the server, which is currently at UPRM. Once the users get access, they only need internet service and a web browser to use the site and enter their information. They only need Adobe PDF and MS Word to read documents. In the server the Operating System installed is Windows Server 2008 R2. There are some pre-requisite steps that need to be followed but only in the server and by the persons in charge of the system



(not the users). Once the SharePoint Server was installed, a Publishing Site was created. SharePoint is used in many companies as an Intranet, but in this case, we need to publish the site, that way it can be accessed from anywhere. The site is password protected. When anyone tries to enter the site, it will ask for a username and a password. Each agency will have accounts that allow them to do in the site their work. Figure 18 shows the user login stage, simulating one of the permitting agencies (OGPE) entering the system. Figure 19 shows the SharePoint screen to enter a new case. This is a test version, the colors, images and order can be changed as needed.

After the user enters the required data, the system checks for completeness, fill and submit all needed documents and applications.

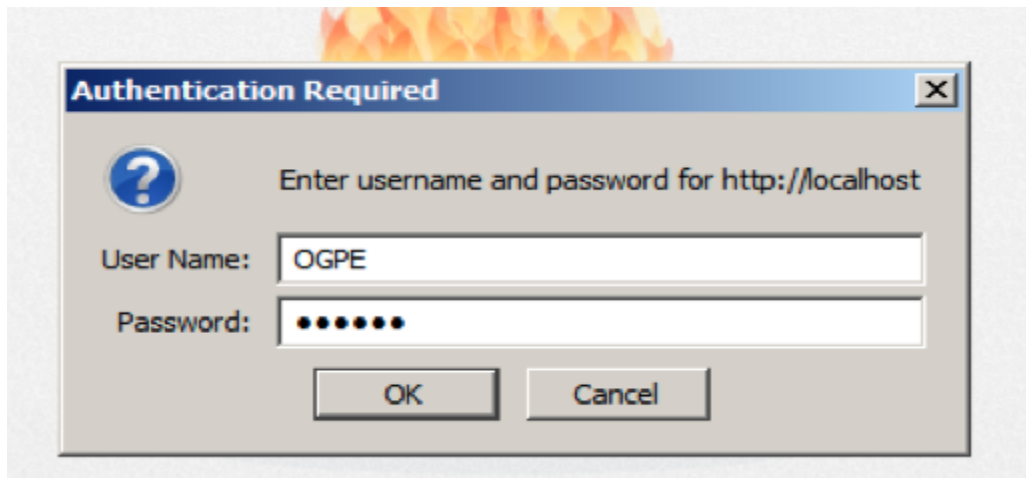


Figure 18: Example of a User Login Screen

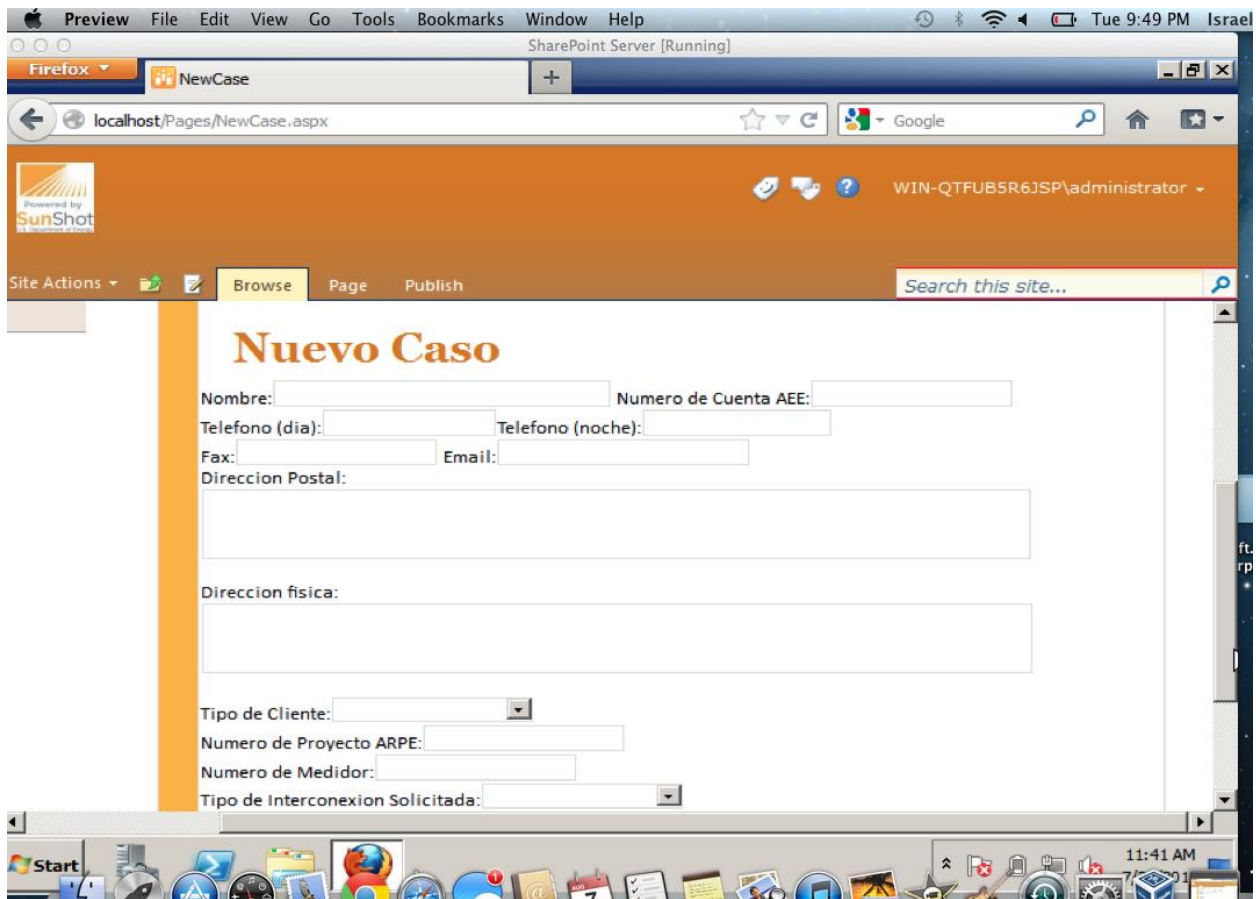


Figure 19: Example of a SharePoint Data Entry Screen

*MS Access: On-line Functions*

We are using MS Access to develop all the permitting and processes functions for OGPE and PREPA. This is to ensure we have all the necessary tools in place in case full implementation of the integrated system is not possible before the project's end (February 2013). He had previously reported that the user interface had been initiated. Figure 20 shows the interface that a PV installer would use to enter the system. Figure 21 shows the option a user will have to begin a new case or enter into an existing case. Figure 22 shows the user input screen using MS Access.



Figure 20: PV Installer Login Window



Figure 21: User interface to choose type of case

The image shows a web form titled "ROOFTOP SOLAR CHALLENGE". The form contains several input fields and dropdown menus. At the top, there is a banner with a city skyline and houses with solar panels. Below the banner, the form fields are as follows:  
- CaseID: 001  
- Información del Cliente:  
 - Nombre: Israel J. Ramirez Sanchez  
 - Número de Cuenta AEE: 02546512  
 - Teléfono (día): (787) 265-2859  
 - Teléfono (noche): (787) 206-7301  
 - Fax: (787) 265-2859  
 - Email: israel.ramirez@upr.edu  
 - Dirección Postal: Mayaguez PR 00680  
 - Dirección Física: Mayaguez Puerto Rico  
- Tipo de Cliente: Residencial (dropdown)  
- Número de Proyecto de ARPE: 25146  
- Número del Medidor: 145656  
- TipoDeInterconexiónSolicitada: Operación en Paralelo (dropdown)  
- Relación del Cliente con la propiedad: Alquiler (dropdown)  
- Información del Dueño:  
 - Nombre: Israel Ramirez  
 - Teléfono (día): (787) 956-4656  
 - Teléfono (noche): (979) 654-6546  
 - Fax: (empty)  
 - Email: irsrony@gmail.com  
 - Dirección Postal: Mayaguez 00682  
At the bottom of the form is the SunShot U.S. Department of Energy logo.

Figure 22: User Input Screen (MS Access)

Once information is entered, it is checked for completeness and used to fill out the PREPA forms. Standardized mechanisms and forms for permitting and interconnection are being developed. This includes the creation and testing of all the functions related to permitting and interconnection process. During July emphasis was given to the development of on-line applications for PREPA procedures. Figure 23 shows PREPA’s Interconnection Application Form filled out using the user input tools developed in our project.

**ESTADO LIBRE ASOCIADO DE PUERTO RICO**  
**AUTORIDAD DE ENERGÍA ELÉCTRICA DE PUERTO RICO**

**SOLICITUD DE EVALUACIÓN PARA LA INTERCONEXIÓN DE GENERADOR DISTRIBUIDO (GD) AL SISTEMA DE DISTRIBUCIÓN ELÉCTRICA**

*Nota: Esta solicitud no aplica para generadores que operen aislados del sistema de distribución de la Autoridad.*

**A - Información del Solicitante**

Nombre: Israel J. Ramirez Sanchez  
Teléfono (día): (787) 265-2859      Teléfono (noche): (787) 206-7301  
Fax: (787) 265-2859      Email: israel.ramirez@upr.edu  
Dirección Postal: Mayaguez PR 00680

**B - Relación del Colicitante con la propiedad donde se instalará el GD:**

Relación del Colicitante con la propiedad donde se instalará el GD: **Alquiler**

**C - Información del Dueño**

Nombre: Israel Ramirez  
Teléfono (día): (787) 956-4656      Teléfono (noche): (979) 654-6546  
Fax:      Email: irsrony@gmail.com  
DirecciónPostalDueño: Mayaguez 00682

Figure 24: PREPA Interconnection Application Developed for our Project

The main parts of the integrated web-based framework were completed in SharePoint. Figure 25 shows initial steps within SharePoint for the implementation of the workflow for PV Permitting. Figure 26 shows the SharePoint functions for user input. A timestamp is used to mark the end of the user input phase. This serves as the initial step in time-tracking of the PV permitting processes, a tool that currently does not exist in Puerto Rico.

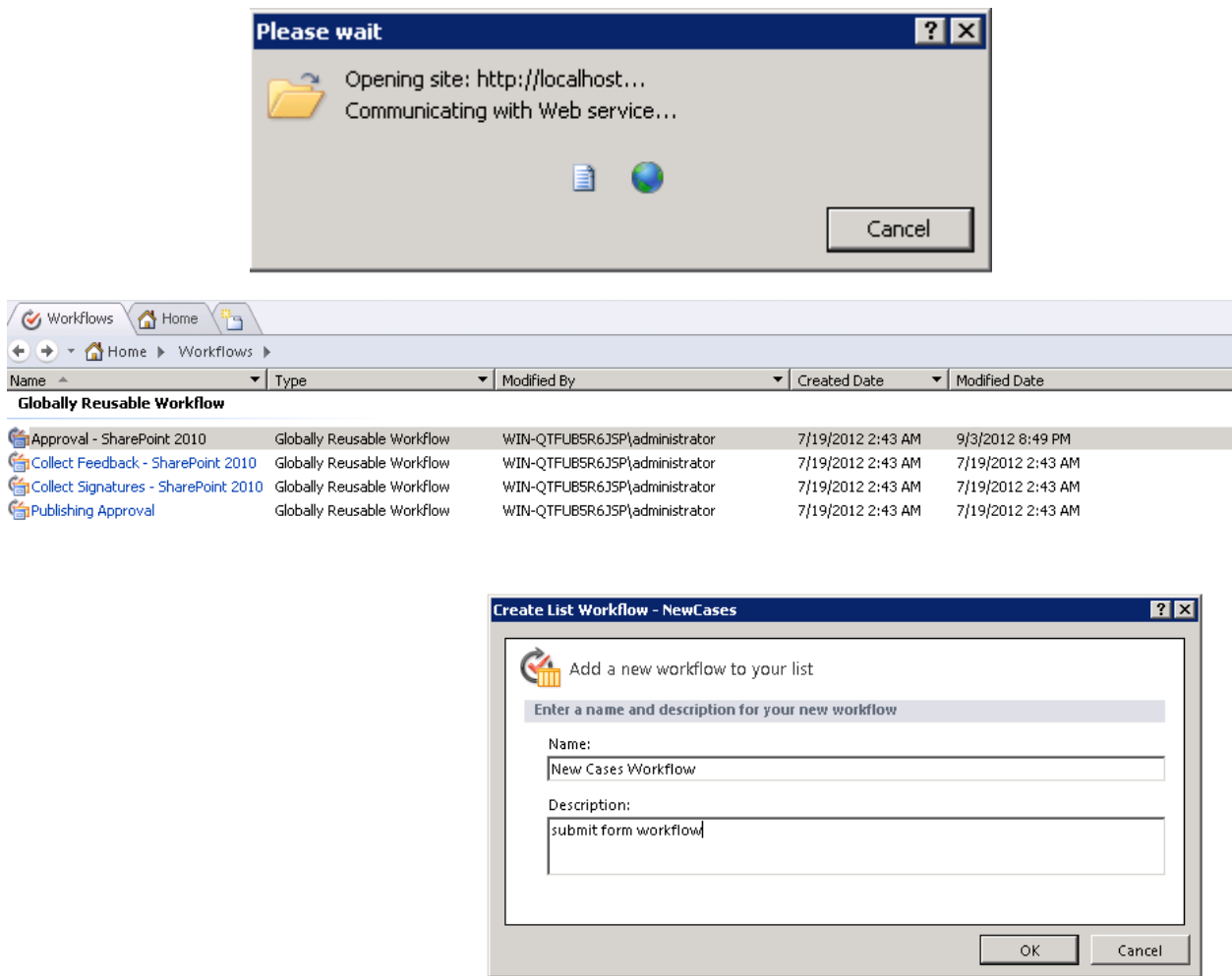


Figure 25: Workflow implementation in SharePoint

The system checks for completeness of the information entered as shown in Figure 27. An email is sent to PREPA informing of a new case for revision. The user from PREPA will receive the email, will have to enter to the site and see the information (form/permits filled) and decide if approval is given, or more information is needed. Part of that process within SharePoint is shown in Figure 28.

If the PREPA user approves the case, another time-stamp will save the date it was approved. The client will receive an email with the decision. Negative decisions are also sent to the client. Standardized PREPA forms are already available electronically. We have already received information from PV installers to create examples of typical residential and commercial systems.

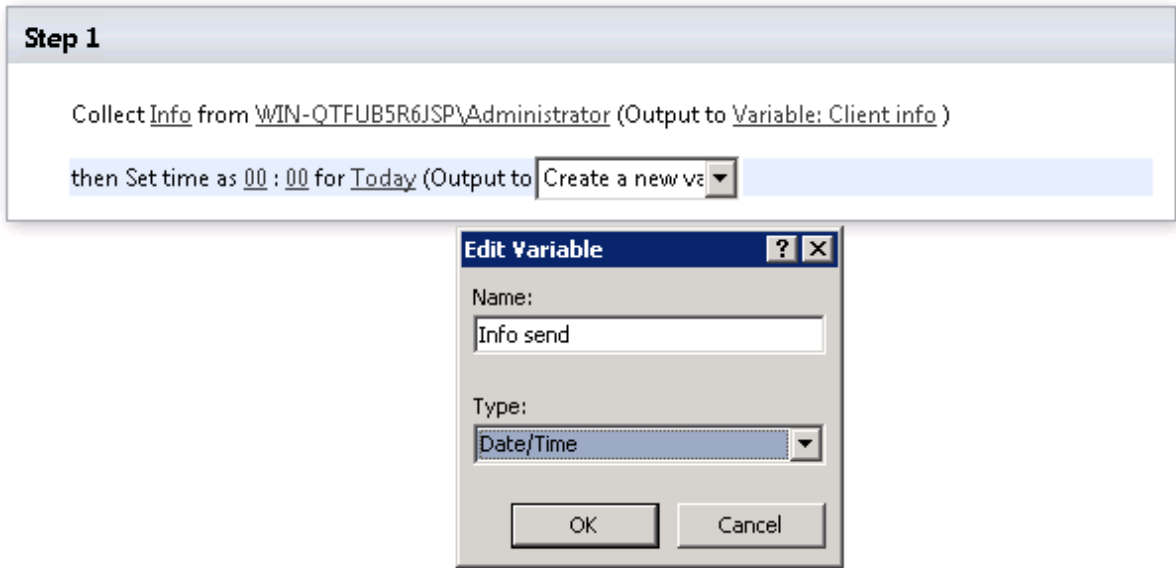


Figure 26: User Input Functions and Timestamp in SharePoint

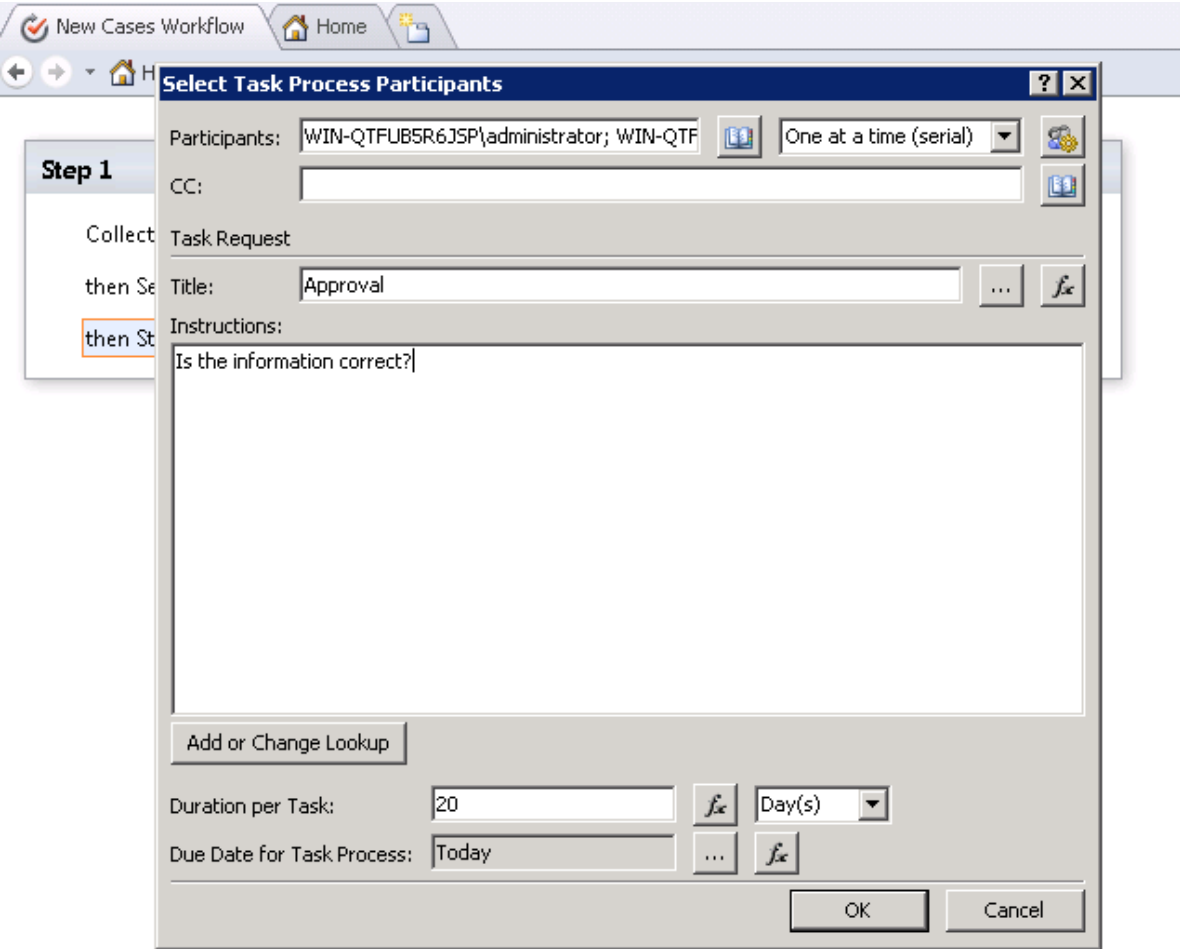


Figure 27: System Checks of Completeness of Information

**Step 1**

Collect Info from WIN-QTFUB5R6JSP\Administrator (Output to Variable: Client info)

then Set time as 00 : 00 for Today (Output to Variable: Info send)

then Start Approval process on Current Item with WIN-QTFUB5R6JSP\administrator; WIN-QTFUB5R6JSP\prepa

then Set time as 00 : 00 for Today (Output to Variable: approval started)

**Step 2**

Wait for Approval Status to equal 0:#Approved

then Set time as 00 : 00 for Today (Output to Variable: date approved)

then Email these users

Figure 28: SharePoint functions related to PREPA revision of a case

During September the implemented workflow was reviewed to make the software more robust. Figure 29 shows the modified user input screen.

The screenshot shows a web browser window displaying a SharePoint 'NewCase' form. The browser's address bar shows the URL 'win-qtub5r6jpp/Pages/NewCase.aspx'. The page title is 'NewCase'. A navigation menu on the left includes 'Libraries', 'Site Pages', 'Lists', 'NewCase', 'ClientInfo', 'Press Releases', 'Search', and 'NewCase'. The main content area features a form titled 'New Client Form' with the following fields: 'Información del Solicitante', 'Nombre', 'Telefono (dia)', 'Telefono (noche)', 'Fax', 'Email', 'DireccionPostal Cliente', 'Relacion del Cliente con Propiedad', 'Localización del Sistema', 'Direccion Fisica', 'AEE Numero de Cuenta', 'NumeroMedidor', and 'Tipo de Interconexion Solicitada'. A 'Submit' button is located at the bottom of the form. The Windows taskbar at the bottom shows the time as 12:54 PM on 9/9/2012.

Figure 29: Revised User Input Screen

The timestamp instruction was revised to make sure it would work for all steps that need to be tracked (see Figure 30). Once the information is submitted, the approval process begins. The Approver, in this case PREPA receives an email. The client also gets an email indicating that the information was received (as shown in Figure 31).

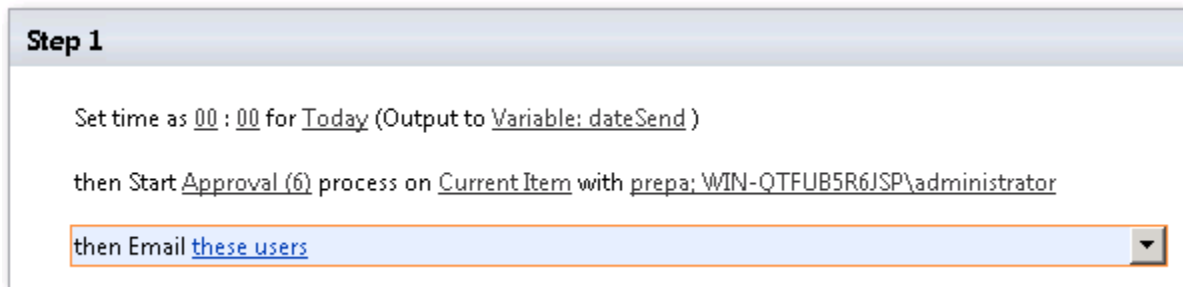


Figure 30: Timestamp Instruction

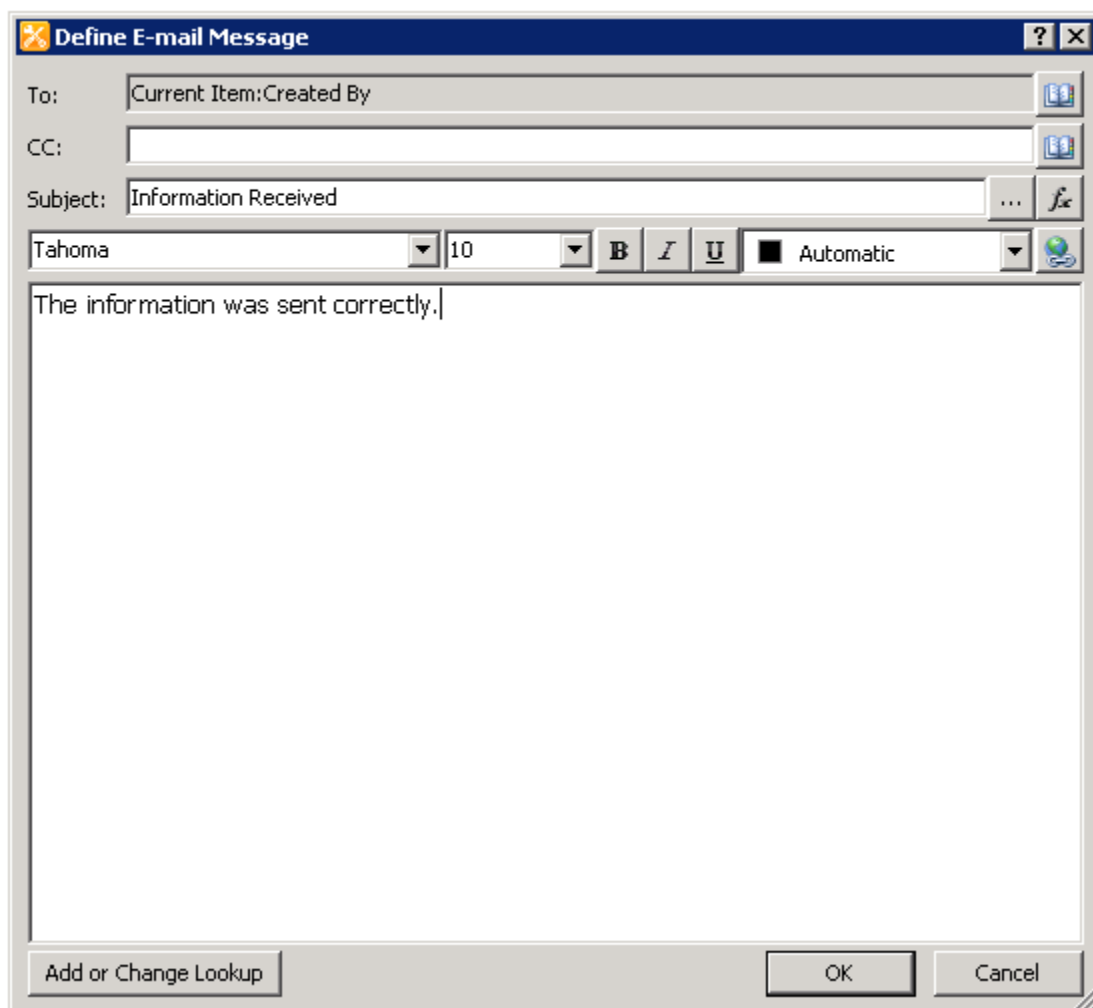




Figure 31: Confirmation email for client

As the case goes through the various phases of the process, the user receives status reports via email. Figure 32 shows an example when the PREPA evaluator begins the approval process. The Approver can write a comment and Approve, Reject or Reassign Task.

The screenshot shows a 'Workflow Task' window with the following elements:

- A yellow header bar with a 'Delete Item' button.
- A notification bar: 'This workflow task applies to Israel Ramirez.'
- A table with the following rows:
  - Status: Not Started
  - Requested By: WIN-QTFUB5R6JSP\Administrator;
  - Consolidated Comments: Approval (6) started by WIN-QTFUB5R6JSP\Administrator on 9/18/2012 11:29 AM. Comment: Do you approve this cases? These are the comments of the requestor and all previous participants.
  - Due Date: (empty field with a calendar icon)
  - Comments: (empty text area)
- A footer bar with buttons: Approve, Reject, Cancel, Reassign Task.
- A note below the comments field: 'This message will be included in your response.'

Figure 32: Case evaluation screen

If PREPA approves, the status is updated. If the Reassign function is used (Figure 33), the evaluator creates a request (for example, ask for a corrected document).

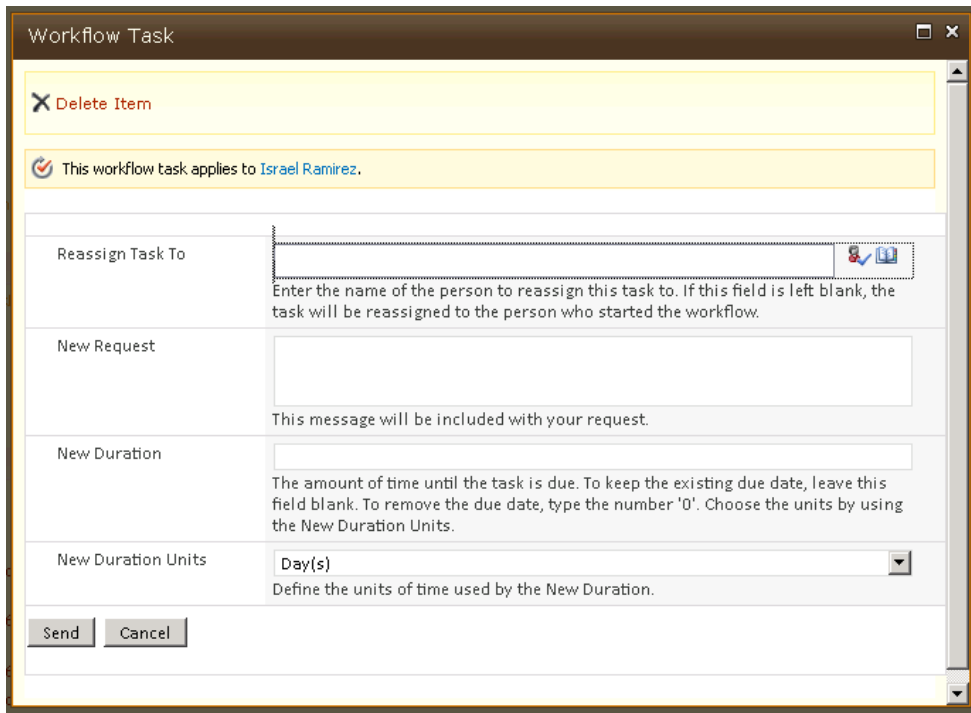


Figure 33: Reassign screen for evaluator

When the interconnection is finally approved, the client receives the interconnection contract for it to be digitally signed (see Figure 34).

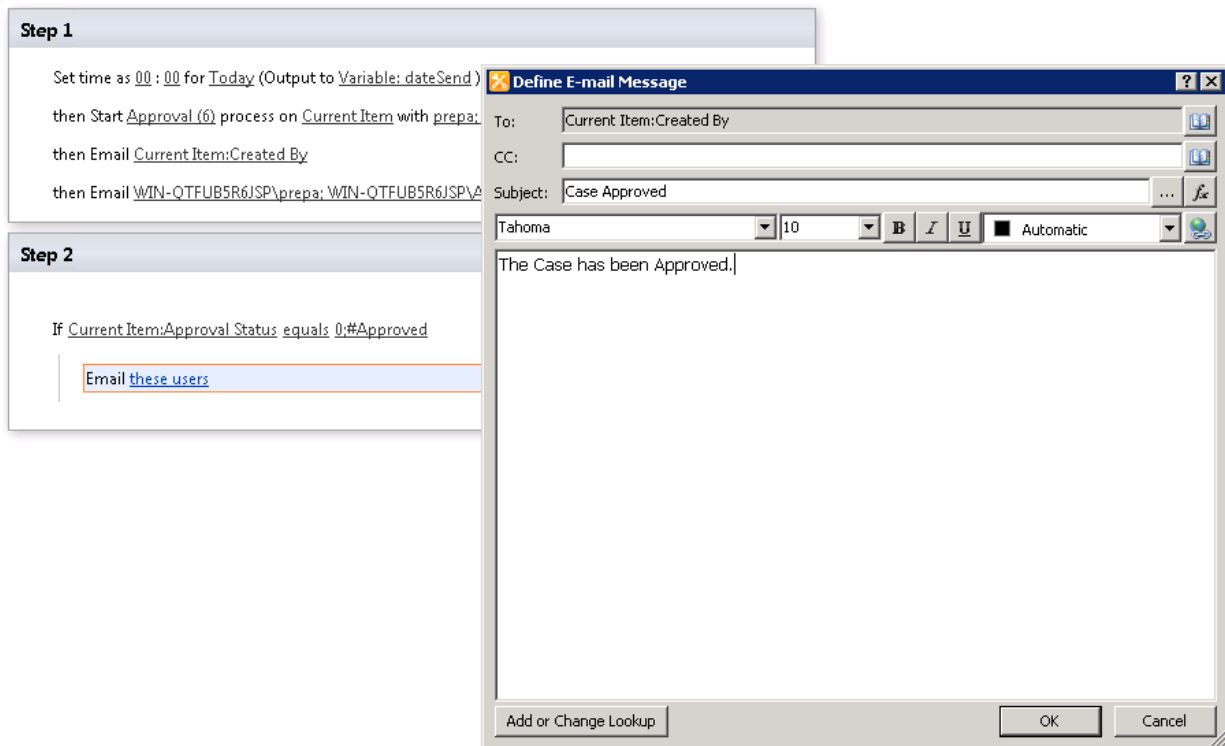


Figure 34: Confirmation email for client approving interconnection

Figure 35 shows an image of the completed workflow. With the Approved and Rejected options, timestamps in every step and email notification to the client after every phase is completed. The completed system has been already implemented at a UPRM site (not available to the public). This is the workflow information; the workflow history for a particular case can be seen. The “item” named “Israel Ramirez” was the name of the case created. In the “Status:” it can be seen that it is in progress. In “Tasks” it can be seen that this is an Approval Process for PREPA. The approval tasks have not been started as seen in the status. It has no due date, because none was entered for testing process.

In the workflow history the events of the workflow can be seen in detail. In this case, there are two errors in the workflow which are email errors. The system shows an error since the recipient did not have an email address in the system at the time of taking this image.

**Workflow Information**

**Initiator:** WIN-QTFUB5R6JSP\Administrator      **Item:** Israel Ramirez  
**Started:** 9/18/2012 11:29 AM      **Status:** In Progress  
**Last run:** 9/18/2012 11:29 AM

- ▣ Add or update assignees of Approval (6)
- ▣ Cancel all Approval (6) tasks
- ▣ Update active tasks of Approval (6)

If an error occurs or this workflow stops responding, it can be terminated. Terminating the workflow will set its status to Canceled and will delete all tasks created by the workflow.

- ▣ Terminate this workflow now.

**Tasks**

The following tasks have been assigned to the participants in this workflow. Click a task to edit it. You can also view these tasks in the list [Tasks](#).

Assigned To	Title	Due Date	Status	Related Content
WIN-QTFUB5R6JSP\PREPA	Approval Process <span style="color: green;">NEW</span>		Not Started	Israel Ramirez

**Workflow History**

The following events have occurred in this workflow.

Date Occurred	Event Type	User ID	Description
9/18/2012 11:29 AM	Error	System Account	The e-mail message cannot be sent. Make sure the e-mail has a valid recipient.
9/18/2012 11:29 AM	Workflow Initiated	WIN-QTFUB5R6JSP\Administrator	Approval (6) was started. Participants: WIN-QTFUB5R6JSP\PREPA
9/18/2012 11:29 AM	Task Created	WIN-QTFUB5R6JSP\Administrator	Task created for WIN-QTFUB5R6JSP\PREPA. Due by: None
9/18/2012 11:29 AM	Error	System Account	The e-mail message cannot be sent. Make sure the outgoing e-mail settings for the server are configured correctly.

Figure 35: Workflow implemented in SharePoint

### Digital Signatures

Work is in progress on integrating digital signatures to be used in different phases of a case evaluation. Each signature action uses computer cryptography, which generate “certificates” that

are issued by a trusted certificate authority (CA). The form is created and digital signatures can be worked using InfoPath. The certificate must be installed on the user's computer.

### *System Testing*

Various validation tests have been performed using the system. We will also run "simulations" in order to show stakeholders the full potential of the web-based tool. Some of the changes that will be made in the coming weeks are"

- ✓ Add a text box in order to write the type of system installation
- ✓ The client will also receive the documents that the systems sends to OGPE and PREPA
- ✓ According from recommendations in lectures, we are working get the capability of uploading at least 2 drawings: 1) Schematic of the electrical system, 2) Roof drawing of the locations of the solar modules.

### *Final Work for Task 2.0*

On November 2012 we also worked on integrating suggestions from the Summit into the web-based system and began preparing to for final implementation of the web-based system on a government's computer server. We also evaluated what should be included in the project's website to improve its value to stakeholders:

- Should have a list of modules that qualify for the state's rebate program and a list of qualifying inverters. Should also have a feature to find installers in the area.
- Should include links to free web-based model estimators:
  - Clean Power Estimator – A PV system sizing model
  - PVWATTS – from NREL. Calculates electrical energy produced from a grid-connected PV system.
  - Find Solar – the site has energy calculators for photovoltaic systems
  - In the DOE's Building Technology web site there is a list of free and available for purchase energy models.

Figure 35 shows an Android application created for the project. This tool is available at:

<http://prsolar.ece.uprm.edu/resources.html>. This will complement the web-based system and

help improving the application process of PV systems in Puerto Rico. This was not originally proposed, but undergraduate student collaborators were able to complete it for the project.

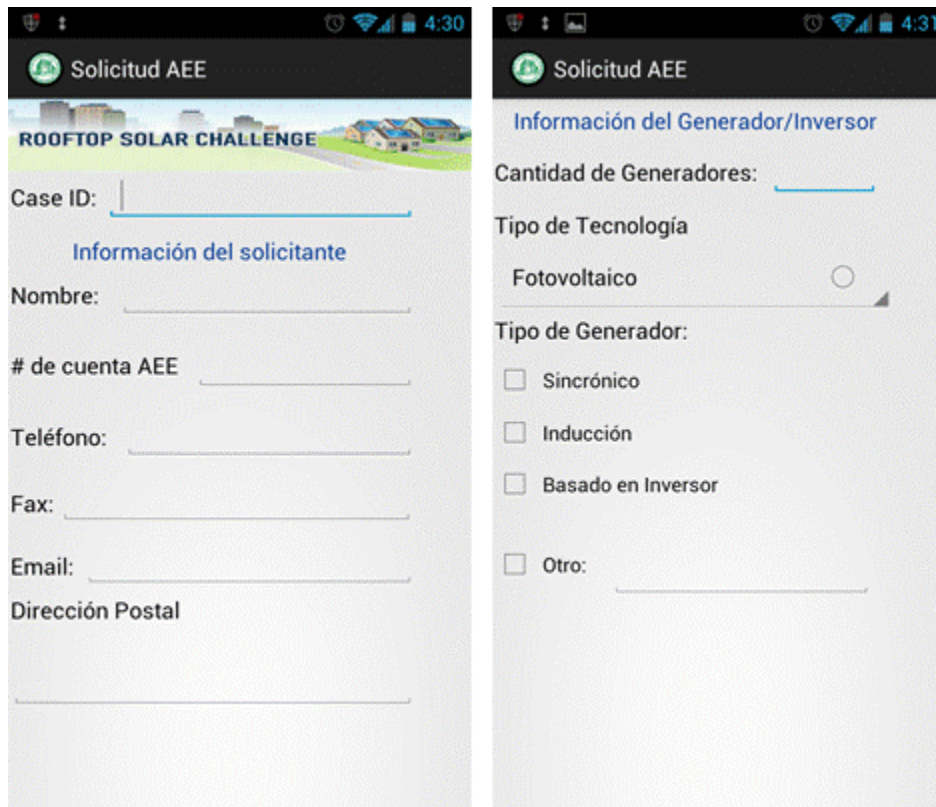


Figure 35: User Input from an Android Application

During January 2013 we began the migration of the software system to server at the Puerto Rico Industrial Development Company (PRIDCO). PRIDCO is a “sister agency” of PREAA, both falling within the Economic Development and Commerce Department. Figures 36-42 show some of the final screens of the on-line system.

# Home

Status: Checked out and editable. Publication Start Date: Immediately



Content Editor

[Sign Up](#)

[Log In](#)

Figure 36: Login Screen

Información de la Propiedad:			
Dirección Física	<input type="text"/>		
AEE Numero de Cuenta	<input type="text"/>	Numero de Medidor	<input type="text"/>
Tipo de interconexion Solicitada	Operación en Paralelo	Tipo (de Persona)	Persona Juridica (Organizacion)
		Organización	<input type="text"/>
Modulo Fotovoltaico a Utilizar	Equipo 1		
Inversor a Utilizar	<input type="text"/>		
¿Tiene Bateria?	<input type="text"/>		

Figure 37: User Input Screen

Modulo Fotovoltaico a Utilizar	Modulo Fotovoltaico 1
Inversor a Utilizar	Equipo 1
¿Tiene Bateria?	Modulo Fotovoltaico 1
	Modulo Fotovoltaico 2
	Modulo Fotovoltaico 3
	Modulo Fotovoltaico 4
	Otro

Figure 38: Drop Down Menu to Select the Type of PV Modules to be Used

Modulo Fotovoltaico a Utilizar

**Información de Modulo Fotovoltaico a Certificar:**

Marca (a certificar)	<input type="text"/>	Potencia Nominal	<input type="text"/>
Modelo (a certificar)	<input type="text"/>	Dimensiones	<input type="text"/>
Garantia	<input type="text"/>	Manufactura	<input type="text"/>
10 años (Potencia)	<input type="text"/>	20 años (Potencia)	<input type="text"/>
Potencia	<input type="text"/>	Numero de Certificacion (Potencia)	<input type="text"/>
Seguridad	<input type="text"/>	Numero de Certificacion (seguridad)	<input type="text"/>
Marca (a instalarse)	<input type="text"/>	Modelo (a instalarse)	<input type="text"/>
Capacidad NTC de Modulo	<input type="text"/>	Cantidad de Modulos	<input type="text"/>

Inversor a Utilizar

¿Tiene Bateria?

Figure 39: User input screen for uncertified PV Modules

Firefox WIN-QTFUB5R6JSP\PREPA

win-qtub5r6jsp/my/personal/prepa/default.aspx

Most Visited Getting Started

My Site My Newsfeed My Content My Profile Find People

Site Actions Browse Page

**AE** Autoridad de Energía Eléctrica WIN-QTFUB5R6JSP\PREPA > My Content

**Pages**

- PREPA Interconnection Form
- PREPA Net Metering Form

Recycle Bin

All Site Content

**Content Editor**

- NEW CASES
- CASES STATUS

Figure 40: Login Screen for Utility Personnel assigned to evaluate on-line applications

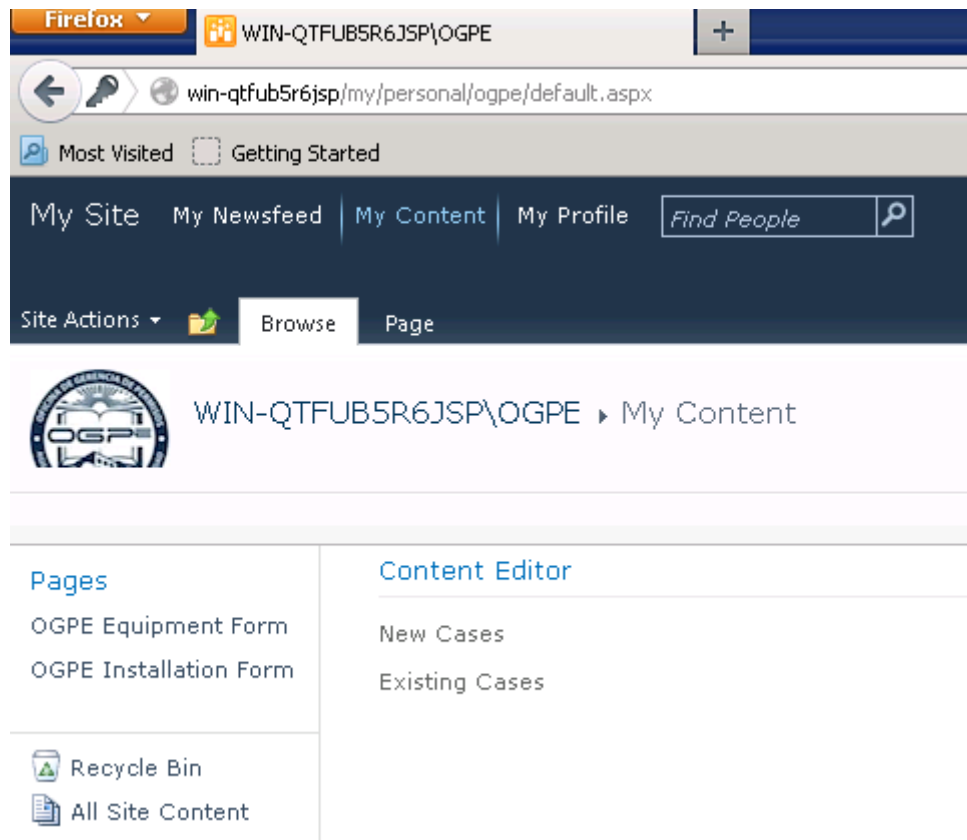


Figure 41: Login Screen for OGPe (permitting) Personnel assigned to evaluate on-line applications



## SOLICITUD DE CERTIFICACION DE INSTALACION DE SISTEMAS FOTOVOLTAICO

Caso ID	<input type="text" value="Select..."/>		
<b>Información del Sistema</b>			
<i>Fecha de Instalación</i>	<input type="text"/>	<i>Costo de Equipo e Instalación</i>	<input type="text"/>
<i>Localización de instalación</i>	<input type="text"/>		
<i>Número de Catastro</i>	<input type="text"/>	<i>Calificación</i>	<input type="text"/>
<i>Nombre</i>	<input type="text"/>	<i>Organización</i>	<input type="text"/>
<i>Dirección Física</i>	<input type="text"/>		
<i>Telefono</i>	<input type="text"/>	<i>Email</i>	<input type="text"/>
<b>Modulos Fotovoltaicos</b>			
<i>Marca</i>	<input type="text"/>	<i>Modelo</i>	<input type="text"/>
<i>Capacidad NTC de Modulo</i>	<input type="text"/>	<i>Cantidad de Modulos</i>	<input type="text"/>
<b>Inversores</b>			
<i>Marca</i>	<input type="text"/>	<i>Modelo</i>	<input type="text"/>
<i>Capacidad Nominal</i>	<input type="text"/>	<i>Cantidad de Inversores</i>	<input type="text"/>
<b>Controladores de Carga</b>			
<i>Marca</i>	<input type="text"/>	<i>Modelo</i>	<input type="text"/>
<i>Capacidad Nominal</i>	<input type="text"/>	<i>Cantidad</i>	<input type="text"/>
<b>Baterias</b>			
<i>Marca</i>	<i>Modelo</i>		<input type="text"/>
<i>Voltaje</i>	<input type="text"/>	<i>Capacidad</i>	<input type="text"/>
		<i>Cantidad de Baterias</i>	<input type="text"/>

Figure 42: Example of the OGPe Form that users fill out and submit on-line for installed system certification

### *Conclusion for Task 2.0*

Our initial plans were to have both a hybrid system using MS Access and an integrated system based on SharePoint. Towards the end of 2012 we realized the SharePoint applications were completed and there was no need for the MS Access tools. However, the preliminary work in MS Access helped the team refine the desired system capabilities and test some of the ideas and recommendations from the stakeholders.

During February 2013 we completed the migration of the completed system to a computer server in the Puerto Rico Industrial Development Company (PRIDCO). With this we completed Task 2.0. Our estimates of the savings in time if the new system were implemented at OGPe and PREPA is that within one month, all permitting and interconnection procedures for rooftop PV up to 300 KW could be completed. This would represent a savings of 50% from the current time, which on average is at least two months for small PV systems.

**SOPO Task 3.0 Evaluate and improve net metering and interconnection standards by surveying standards and establish best practices.**

This task mainly entailed the revision and adaptation to Puerto Rico of the NNEC's *Freeing the Grid* report recommendations (2010 version). We compared the "Freeing the Grid" Report, 2011 with the 2010 Edition to evaluate and improve net metering and interconnection standards by surveying nationwide standards and establish best practices. There were no major differences from one year to the other, especially in the areas we proposed to address in this project. This task also required stakeholder input, which was obtained during the May 2<sup>nd</sup> and May 8<sup>th</sup> kick-off meetings, and during focus group meetings on May 30<sup>th</sup> in Mayaguez (UPRM) and on May 31<sup>st</sup> in San Juan (PREAA). With that input we are refining the Interconnection & Net Metering Standards sections of the PV Market Assessment.

The *Freeing the Grid* Report (2010) identifies common mistakes regarding interconnection and net metering. The following ones most closely apply to Puerto Rico, followed by a potential approach to address each one that UPRM has developed.

1. Limiting program eligibility based on the size of individual renewable energy systems. *Potential solution for Puerto Rico:* The size of a system should be determined only by a customer's load and by the nature of the grid (the point of interconnection).
2. Capping the total combined capacity of all customer-sited generators. *Potential solution for Puerto Rico:* Limit must be set based on engineering criteria in a way that does not affect the grid's reliability.
3. Requiring unreasonable, opaque or redundant safety measures, such as an external disconnect switch. *Potential solution for Puerto Rico:* Do not require external disconnect for inverter-based systems.

4. Creating an excessively prolonged or arbitrary process for system approval. *Potential solution for Puerto Rico:* Create a mechanism to ensure the interconnection application takes the least amount of time possible.
5. Failing to promote the program to eligible customers. *Potential solution for Puerto Rico:* Encourage rooftop PV among residential customers

The report also gives Net Metering Grades depending on the following scales:

- A: full retail credits with no subtractions. Rules actively encourage use of distributed generation (DG).
- B: Generally good net metering policies with full retail credit, but there could be certain fees or costs that detract from full retail equivalent value.
- C: Adequate net metering rules, but there could be some significant fees or other obstacles that undercut the value or make the process of net metering more difficult.
- D: Poor net metering policies with substantial charges or other hindrances.
- F: Net metering policies that deter customer-sited DG
- “–“: No statewide policy exists.”

Figure 43 gives a pictorial overview of net metering grade distribution in the U.S. The figure shows a grade of ‘B’ for Puerto Rico, but our analysis shows the grade is ‘C’.

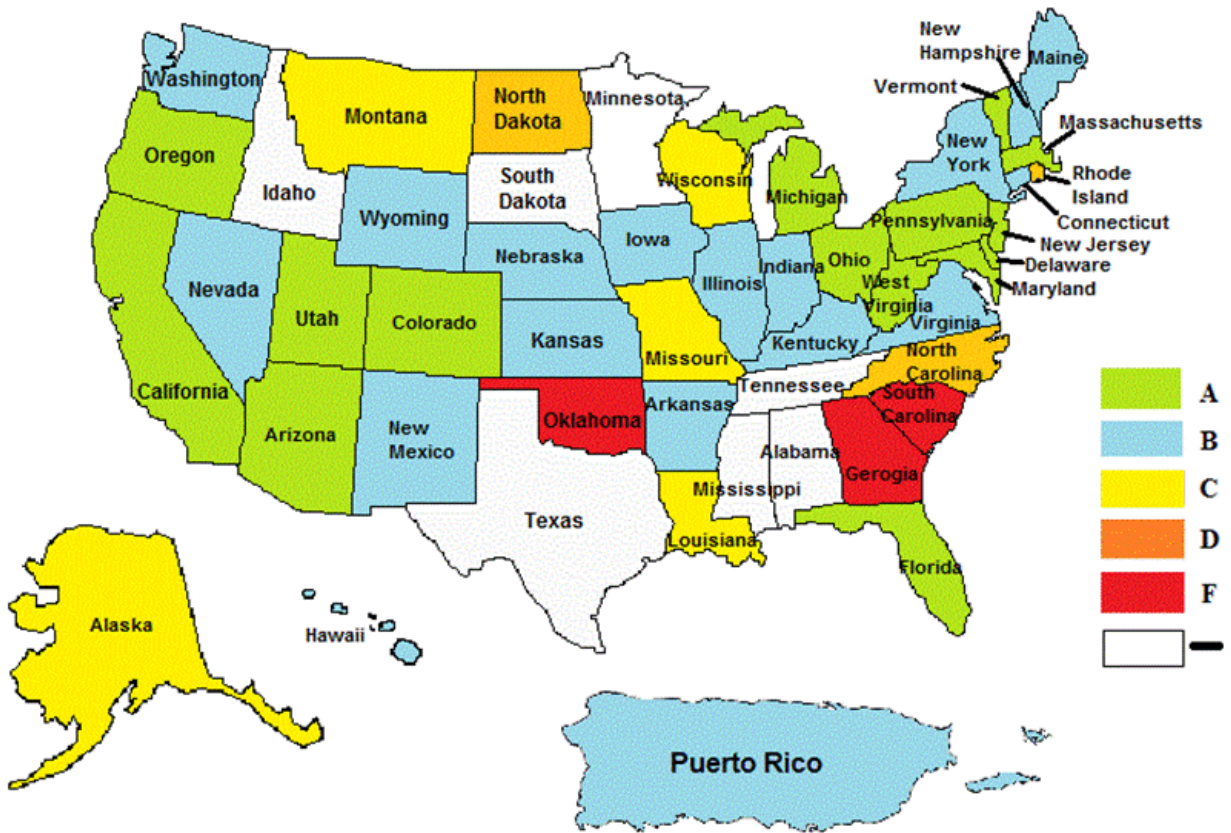


Figure 43: Net Metering Grades in the United States (adapted by: Vivian Rodriguez, UPRM)

The best Net Metering practices common in many states are:

1. Adopt safe harbor language to protect customers-generators from extra unanticipated fees,
2. Remove systems size limitations to allow customers to meet all on-site energy needs,
3. Increase overall enrollment to at least 5% of peak capacity,
4. Specify that customers-generators own their RECs, and more others.

Table 6 shows practices that are common to states with grades of ‘A’ that could be used as guide for the recommendations in Puerto Rico.

Table 6: Best Practices in States with Net Metering Grade of ‘A’

**Net Metering – Best practices for PR could include:**

<b>Eligible Renewable/Other Technologies:</b>	Solar Thermal Electric, Photovoltaics, Landfill Gas, Biomass, Hydroelectric, Geothermal Electric, CHP/Cogeneration, Hydrogen, Biogas, Anaerobic Digestion, Small Hydroelectric, Fuel Cells using Renewable Fuels, Wind, Tidal Energy, Wave Energy, Ocean Thermal, Anaerobic Digestion, Microturbines, Waste Gas and Waste Heat Capture or Recovery
<b>Applicable Sectors:</b>	Commercial, Industrial, Residential, Nonprofit, Schools, Local Government, State Government, Fed. Institutional, Agricultural, Multi-Family Residential.
<b>Applicable Utilities:</b>	PREPA: All utilities (exceptions for small municipal utilities) or Investor-owned utilities, electric co-ops, solar, wind, biogas, fuel cells, alternative electric suppliers
<b>System Capacity Limit:</b>	System must be sized to meet part or customer's entire electric load and may not exceed 125% of customer's total connected load. Systems must have between 1MW-60MW approximately.
<b>Aggregate Capacity Limit:</b>	5% of peak demand (utilities may increase limit) or no limit specified
<b>Net Excess Generation:</b>	Credited to customer's next bill at retail rate; excess reconciled annually at avoided-cost rate.
<b>REC Ownership:</b>	Customer owns RECs (must be relinquished to utility for 20 years in exchange for incentives)
<b>Meter Aggregation</b>	Virtual meter aggregation on multi-family affordable housing allowed. Allowed for IQU customers. Allowed at same or adjacent location. Group net metering allowed.

The *Freeing the Grid* report also provides a grading system for Interconnection practices in the U.S.:

- A: No restrictions on interconnection of DG systems that meet safety standards.
- B: Good interconnection rules that incorporate many best practices adopted by states. Few or no customers will be blocked by interconnection barriers.
- C: Adequate for interconnection, but systems incur higher fees and longer delays than necessary. Some systems will likely be precluded from interconnection because of

remaining barriers in the interconnection rules.

- D: Poor interconnection procedures that leave in place many needless barriers to interconnection.
- F: Interconnection procedures include many barriers to interconnection. Many to most DG systems will be blocked from interconnecting because of the standards
- “–”: No statewide policy exists.

Figure 44 gives a pictorial overview of net metering grade distribution in the U.S. Puerto Rico obtained a grade of ‘F’.

The best Interconnection practices common in many states are:

1. Remove system size limitations to allow customers to meet all on-site energy needs,
2. Provide more clarification on the dispute resolution process,
3. Prohibit the use of redundant external disconnect switch,
4. Prohibit requirements for additional insurance,
5. Prohibit external disconnect switch requirements for all inverter-based systems.

Table 7 shows practices that are common to states with grades of ‘A’ that could be used as guide for the recommendations in Puerto Rico.

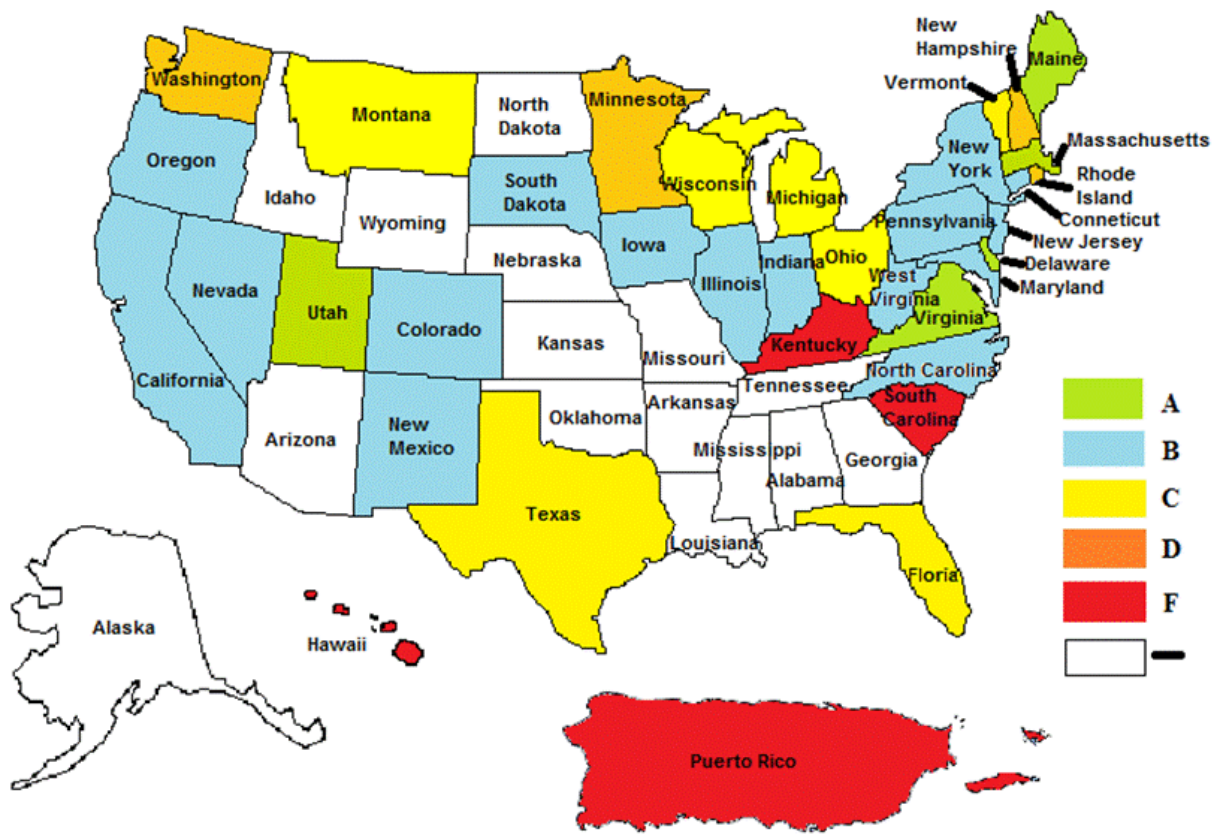


Figure 44: Interconnection Grades in the United States (adapted by: Vivian Rodriguez, UPRM)

Table 7: Best Practices in States with Interconnection Grade of ‘A’

<b>Interconnection – Best practices include:</b>	
<b>Eligible Renewable/Other Technologies:</b>	Solar Thermal Electric, <i>Photovoltaics</i> , Landfill Gas, Biomass, Hydroelectric, Geothermal Electric, CHP/Cogeneration, Hydrogen, Biogas, Anaerobic Digestion, Small Hydroelectric, Fuel Cells using Renewable Fuels, <i>Wind</i> , Tidal Energy, Wave Energy, Ocean Thermal, Anaerobic Digestion, Microturbines, Waste Gas, and Waste Heat Capture or Recovery, Other Distributed Generation Technologies, <i>Other Sources of Renewable Energy</i> .
<b>Applicable Sectors:</b>	Commercial, Industrial, Residential, Nonprofit, Schools, Local Government, State Government, Fed. Institutional, Agricultural, Multi-Family Residential,
<b>Applicable Utilities:</b>	All utilities, Investor-owned utilities, All Transmission and

	Distribution utilities,
<b>System Capacity Limit:</b>	10MW, 20MW, 80MW approximately
<b>Standard Agreement:</b>	Yes
<b>Insurance Requirements:</b>	Additional liability insurance not required for systems that meet certain technical standards. Vary by system size and type
<b>External Disconnect Switch:</b>	Required for systems larger than 25kW or no required
<b>Net Metering Required:</b>	<i>No</i>

Besides the *Freeing the Grid* report, we have studied the following references:

1. Review of the suite of standards from IEEE 1547. This is a set of standards which provided the main foundation for most of the best practices for the safe interconnection of distributed generation (DG) to the power grid. EPAct 2005 required all regulatory bodies and unregulated utilities (such as PREPA), to state whether they would accept or not DG and why. The IEEE 1547 was mentioned in that federal law as a model to follow. In Puerto Rico PREPA followed the IEEE 1547 when writing Puerto Rico's interconnection standard. However, some of the interpretations given to 1547's requirements were somewhat inflexible in our standard. Furthermore, many of the best practices from IREC and NNEC are more attuned to the goal of increasing PV usage in Puerto Rico. One should remember that 1547 was written under the premise that DG penetration would not reach 10%. Thus, strict alignment to 1547 is not necessarily the best approach in the context of this rooftop project.
2. Various technical papers from conferences and journals. For a summary see *Salient Activity* below for papers studied from *ISSST*.
3. Reports on software tools for interconnection analysis. For example tools developed by NREL that might be useful for this project  
[http://www.nrel.gov/analysis/analysis\\_tools\\_market.html](http://www.nrel.gov/analysis/analysis_tools_market.html). Also studied the software HOMER (<http://www.homerenergy.com>) for integrated analysis of PV interconnection.
4. IREC 2009 *Model Interconnection Procedures* and *Model Net-Metering Rules*

Key ideas for net metering include that the rated capacity of the PV system can be as much as the customer's service entrance capacity. Another rule is the retention of RECs unless those were



explicitly contracted in a separate transaction independent of Net Metering or interconnection (e.g., as is the case in the Green Energy Fund). If interconnection has been approved, the utility shall not require further tests except those required by the manufacturer of the equipment in the system. These ideas will be developed for application in Puerto Rico aligning them to the working areas listed above.

Regarding the model interconnection processes, it was encouraging that the report includes an Online Application Requirement as a model practice. This is well-aligned with our work on an online system as previously presented in the process task. Another important model to follow is the four levels listed deserve careful consideration in Puerto Rico:

- Level 1 Screening Criteria and Process for Inverter-Based Generating Facilities Not Greater than 25 kW
- Level 2 Screening Criteria and Process for Generating Facilities Not Greater than 2 MW
- Level 3 Screening Criteria and Process for Non-Exporting Generating Facilities Not Greater than 10 MW
- Level 4 Process for All Other Generating Facilities

Since our project was focused on systems up to 300 kW, we only worked on the details for the first two levels. However, a recommendation is given to PREPA to consider the other two levels as this will allow Puerto Rico's grades in the NNEC's standards to improve.

Based on the references read, stakeholder input, the changes described in the Puerto Rico proposal and UPRM's analysis of the Puerto Rico context, we developed more specific recommendations for changes of net metering and interconnection practices in Puerto Rico. Since PREPA has control over the Net Metering and Interconnection Standards, we divided the work between areas that will have high resistance and areas with lower resistance for change. We developed technical justifications to support the recommendations for changes in the standards. These are the specific recommendations for revision of net metering standards in Puerto Rico:

- Allow net metering system size limits to cover large commercial and industrial customers' loads as systems at the 2 MW level are no longer uncommon.

- Best practice: Increase size allowed to 2 MW for systems connected to 13 kV feeders
- Near term: Preliminary study of potential users of 1-2 MW systems at 13 kV
- Do not arbitrarily limit net metering as a percent of a utility's peak demand.
  - Best practice: Revise language in rules and regulations to ensure interpretation of a more flexible capacity limit
  - Near term: Determine rational limits
- Allow monthly carryover of excess electricity at the utility's full retail rate (unlimited).
  - Best practice: Accept the recommendation as an energy efficiency and conservation strategy, with reasonable ceilings to protect PREPA's finances.
  - Near term: Accept the recommendation up to a reasonable percentage at least for residential customers.
- Allow customer-sited generators to retain all renewable energy credits for energy they produce.
  - Best practice: Accept the recommendation and develop explicit rules.
  - Near term: Study feasibility and ways to account for customer-generated RECs (especially residential and small commercial).
- Protect customer-sited generators from unnecessary and burdensome red tape and special fees.
  - Best practice: Web-based system implemented will help reduce red tape.
  - Near term: Clarify all gray areas. Strict compliance with Law 114.

As previously discussed, the recommendations have best practices and more near term actions to deal with obstacles or direct the PV market towards achieving the best practice. These recommendations were developed with the help from PV stakeholders in the focus groups and were further reviewed in the small group meetings of July 2012. Our goal was to provide technical support for each one so that the Puerto Rico grade in net metering goes up to 'B'. For example, as shown in Appendix I we are comparing and analyzing specific practices in Hawaii (island system like Puerto Rico), and Delaware (grade of 'A' in net metering).

These are the specific recommendations for revision of interconnection standards and practices in Puerto Rico:

- Set fair fees that are proportional to a project's size.
  - Best practice: No fees for processes done on-line. Begin an Island-wide effort to characterize feeders, so that number of supplementary studies is minimized (begin with 13 kV feeders).
  - Near term: OGPE/PREAA making available a certification database (no charge for on-line copies), accept National Labs certification for new equipment with minimum evaluation (no charge or minimum). PREPA should publish details and costs of needed studies.
- Ensure that policies are transparent, uniform, detailed and public
  - Best practice: Web-based system will strive to comply with these characteristics
- Prohibit requirements for extraneous devices, such as redundant disconnect switches. Apply existing relevant technical standards, such as IEEE 1547 and UL 1741.
  - Best practice: Do not require external disconnect for all rooftop PV Systems below 300 kW (or system with a 200 A service entrance).
  - Near term: Do not require external disconnect for systems below 25 kW (including small commercial systems)
- Do not require additional insurance.
  - Best practice: Do not require for all residential systems and small commercial systems below 25 kW.
  - Near term: Ensure the existing order (waiver for residential customers) is included in the PREPA regulation.
- Process applications quickly; a determination should occur within a few days. Standardize and simplify forms.
  - Best practice: Web-based system will be developed to this end. Ideally everything should occur within a month (interconnection & net metering).
  - Near term: PREAA-based system, OGPE and PREPA use software tools.
- Screen applications by degree of complexity and adopt plug-and-play rules for residential- scale systems and expedited procedures for other systems.

- Best practice: Four levels listed for interconnection:
  - Level 1 Screening Criteria and Process for Inverter-Based Generating Facilities Not Greater than 25 kW
    - Plug-and-play rules for residential-scale systems below 10 kW
  - Level 2 Screening Criteria and Process for Generating Facilities Not Greater than 2 MW

The recommendations for changes in interconnection have best practices and more near term actions to deal with obstacles or direct the PV market towards achieving the best practice. These recommendations were developed with the help from PV stakeholders in the focus groups and were further reviewed in the small group meetings of July 2012. An important stakeholder recommendation was to increase to 300 kW the current limit for commercial systems to go through PREPA's "simple application process". Our goal was to provide technical support for each one so that the Puerto Rico grade in interconnection goes from 'F' to 'C'. For example, as shown in Appendix II we are comparing and analyzing specific practices in Hawaii (island system like Puerto Rico), and Delaware (improvement from 'F' to 'A' in interconnection).

### *Technical Justifications*

The proposed best practices require justifications in order to accept them as policies in order to ensure safety for the people working on the electric lines and for the grid. Many states are allowing a maximum capacity for net metering to 2 MW. This has become the minimum standard. Large loads such as government buildings, hospitals or universities can easily use internally 2 MW. Thus standards must permit systems that are sized to meet such large loads. Puerto Rico should increase net metering system allowed capacities from 1 MW to 2 MW. Recently system capacities up to 5 MW were approved for Puerto Rico if connected to sub-transmission voltage (in Puerto Rico that is 38 kV). However, for voltages up to 13 kV the limit remains on 1 MW. There are technical reasons to continue the 1 MW limit to voltages under 13 kV, however the Puerto Rico team will continue evaluating an increase to 2 MW for systems connected to 13 kV feeders. In our discussions with PREPA it was stated that in practice there are no clients that would connect

over 1 MW at 13 kV. We recommend a preliminary study of potential users of 1-2 MW systems at 13 kV to justify our approach.

Interconnection procedures should be less stringent for small, simple systems and more stringent as system size increases. Fast track processes should exist for small generating facilities (SGF). Examples of best practices include California where SGF pass certain “screens” such as: capacity less than 2 MW, fault current is less than 10% of total fault current and not exceeding 87.5% of distribution equipment and protective devices rating. FERC has also established four screen levels, and the Puerto Rico team is recommending adoption of the first two:

- Level 1 Screening Criteria and Process for Inverter-Based Generating Facilities Not Greater than 25 kW
- Level 2 Screening Criteria and Process for Generating Facilities Not Greater than 2 MW

We are also recommending Plug-and-play rules for residential-scale systems below 10 kW. These systems are small enough to justify simple interconnection and net metering rules. Furthermore, commercial systems up to 25 kVA should have expedited procedures that reduce the time and money required for their installation and operation.

It has been concluded that the utility-accessible external disconnect switch is redundant and unnecessary for residential and small-commercial inverter-based PV systems [2a-3a]. Eight state public utility commission (i.e., Arkansas, Delaware, Florida, Maryland, Nevada, New Jersey, New Hampshire, and Utah) have reached this conclusion and eliminated their external disconnect switch requirements for systems that meet criteria, and nine state public utility commission have decided to leave the external disconnect switch decision up to individual utilities. In the states with utility choice, at least five utilities have eliminated the external disconnect switch requirement. Some factors that help in the process of eliminating the external disconnect requirement are:

- Increasing utility experience with grid-connected PV systems that demonstrates the effectiveness and safety of UL -listed inverters
- Re-evaluation of safety practices and rules in light of technological advances and regulatory changes

- A need to eliminate the administrative burden and associated cost of requiring utility-accessible external disconnect switch.
- Growing pressure to remove barriers to entry to meet growing state-level targets for PV installations.

Using these guidelines, the Puerto Rico team is recommending that the redundant disconnect switch requirement be eliminated for inverter-based systems that follow comply with IEEE 1547 and UL 1741. This recommendation is given for all rooftop PV Systems below 300 kW (or 200 A service). In the near term, the requirement should be lifted for systems below 25 kW (including small commercial systems).

These recommendations were well-received by stakeholders and their feedback used to refine our work. Further justifications are mentioned below for each best practice:

- Prohibit requirements for extraneous devices, such as redundant disconnect switches. Apply existing relevant technical standards, such as IEEE 1547 and UL1741.
- Best Practice: Do not require external disconnect for systems for all rooftop PV below 300kW.
  - Justification: OSHA requires to check to be sure the circuit is dead, to ground the circuit conductors, and to wear gloves. OSHA procedures, also, explicitly require the line section to be verified as de-energized prior to all service actions. Adding to this is that the inverters with IEEE and UL standards pass the Unintentional Islanding Test. Since all workers must perform the OSHA procedure before any work done on a line, a line considered de-energized cannot become energized by an inverter without the utility applying voltage to the line (Sheehan, 2008)
- Screen applications by degree of complexity and adopt plug-n-play rules for residual scale systems and expedited procedures for other systems.
- Best Practice:
  - Level 1 screening criteria and Process for inverter based generating facilities not greater than 25kW.

- Level 2 screenings criteria and process for generating facilities not greater than 2MW
    - Justification: In practice, there is rarely a need for state procedures above 10 MW of capacity. Larger systems typically will interconnect with FERC-jurisdictional transmission lines. (Interconnection study report)
- Process application quickly, a determination should occur within a few days. Standardize and simplify forms.
- Best Practice: Web-based system will be developed to this end. Ideally everything should occur within a month.
  - Justification: Barriers of time and expense brought about by requiring multiple departments to review the same application severely inhibit the timely and efficient construction of new PV systems. Majority of residential PV systems share many similarities of design, which allow for national standardized expedited permit process for small-scale PV systems. (Expedited permit process for PV systems). Standardization may be beneficial for installers who learn to navigate well in a single process throughout the state, lowering installation costs and time. A web-based system increases the number of complete and quality applications and installations, saves time by lowering reviews and repeated back and forth between the installer and the municipal staff. At the same time when the simple application is launched with an on-line submittal system it may flag missing information and may aid the installer of what information is necessary and why it is needed (sharing success).
- Set fair fees that are proportional to a project's size.
- Best Practice: No fees for processes done on-line. Begin an island-wide effort to characterize feeders, so that number of supplementary studies is minimized.
  - Justification: A fair fee system rewards proficient customers and does not subsidize the less competent, as mentioned by the Sierra Club. In addition it helps bring system costs down (Sharing Success)

### *Policies and Regulations for PV systems in Puerto Rico*

In Puerto Rico there are regulations that allow certain actions to be petitioned as exemptions to environmental compliance, as long as it complies with RETDA. The actions mentioned are exempted from these requirements since their processes are deemed as an everyday routine and predictable and do not wonder off the environmental compliance policies.

Among those regulations, there is one from OGPe “Resolución Sobre Exención Categórica” that is relevant to this project. Renewable energy has an important advantage, mentioned as a “Category Exclusion”. The resolution mentions that any renewable energy source with a nominal capacity up to 1 MW in rooftops of houses or existing buildings and its property for the purpose of generating and supplying electric energy may be installed with use of this Exemption of environmental reporting and construction permits. This does not mean that the proponent of the project is exempt from complying with applicable dispositions found in OGPe or other government agency regulations.

Puerto Rico enacted net metering legislation in August 2007. This law allows customers of the Puerto Rico Electric Power Authority (PREPA) to use electricity generated by solar, wind or other renewable-energy resources to offset their electricity usage. This law applies to residential systems with a generating capacity of up to 25 kilowatts and non-residential systems up to one megawatt in capacity. Customer net excess generation is carried over as a kilowatt-hour credit to the following month, but the credit is limited to a daily maximum of 300 kWh for residential customers and 10 megawatt-hours for commercial customers.

Figure 45 compares Puerto Rico to Delaware, a state with an “A” classification that we have been using as reference for best practices (from Freeing the Grid report).



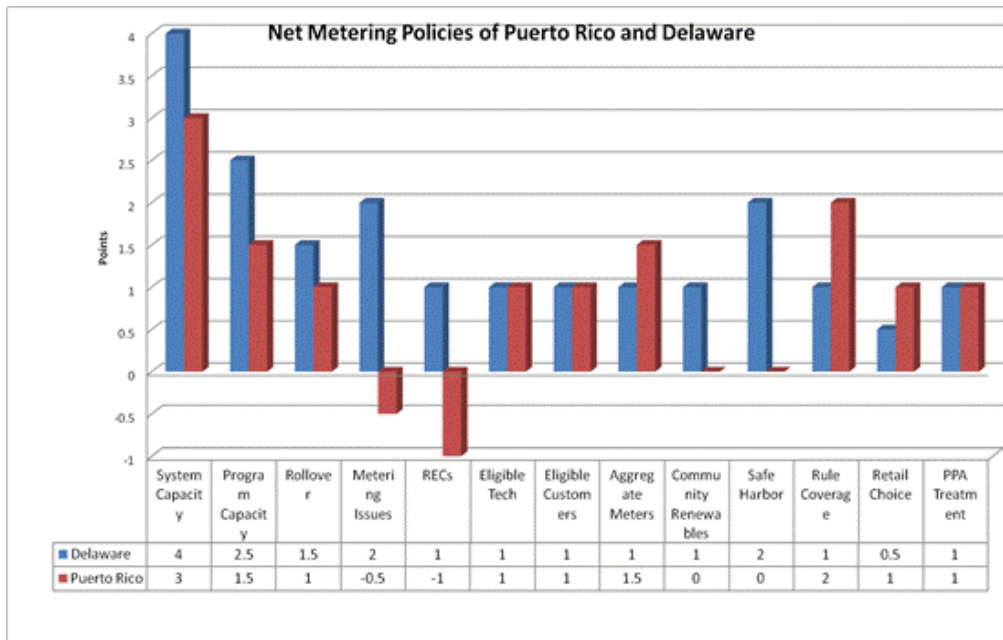


Figure 45: Net Metering of Puerto Rico vs. Best Practice (Delaware)

### Renewable Energy Credits

We worked on renewable energy credits (REC) as part of the financing work (explained in the following section). Currently RECs from residential users are not allowed. Some guidelines exist on Puerto Rico’s Law 82 regarding the Island’s renewable portfolio standard, but only for large generators. Puerto Rico currently does not have clear REC rules, thus it received a -1 in the PV Market evaluation as this is not addressed. Some recommendations from the California rules are:

1. Fully bundled, non-tradable RECs: This kind of RECs is essentially an accounting tool. This type of REC distinguishes a megawatt-hour of renewable electricity apart from any other megawatt-hour of conventionally generated electricity. By using RECs in this manner, it should be easier to establish a tracking and verification system that ensures the various parties engaged in the business of electricity generation and supply do not account for renewably generated electricity multiple times, and so avoid a distorted picture of the use of renewable.
2. Unbundled, fully-tradable RECs: If RECs are unbundled and traded separately from the associated electricity, they become as tradable certificates which memorialize the positive environmental attributes of renewably generated electricity. When fully unbundled from the associated electricity and sold, tradable RECs allow a

generator owner to receive a direct monetary value for the green benefits resulting from their renewable production. Also, the environmental benefits may be traded or sold to another party who may not otherwise want, or be in a position to purchase the actual electricity.

3. Hybrid. Allow RECs to be tradable, but limit or restrict the market for those RECs. Such restrictions would effectively limit the initial market for RECs to utilities, since they would be the only parties in a position to purchase and take delivery of the electricity from a generator via the grid. This utility purchaser could then make later unbundled sales of any RECs they possess in excess of their own needs. In this scenario, a generator owner may still be in a position to monetize the environmental benefits resulting from their renewable production, but only to the extent the RECs' value can be added to the price for electricity negotiated with a utility buyer.

Through the PV Summits and website we made available best practices to relevant stakeholders including the PV industry and PV community, and thus ensured that best practices are transparent, uniform, detailed and public.

### *Conclusion for Task 3.0*

All the recommendations presented will have a great impact on PV market. One area identified by stakeholders as one with the greatest potential for market improvement and local economic development was the development of recommendations for plug and play rules for rooftop PV systems. The main philosophy is to make installing small PV systems as easy as installing solar water heaters, in which the main requirements are that the equipment and the installer are both certified. Here is our recommended streamlined process, with emphasis on plug and play cases:

1. Do not charge fees for on-line documents or processes.
2. The list of certified equipment must be made available on-line. If there are certifications from national laboratories, no additional certification is required from a local entity.
3. Begin a "plug and play" process for rooftop PV up to 25 kW (residential or commercial):
  - a. If the installation uses only certified equipment, PREPA's interconnection application is the only requirement with all certifications attached (obtained on-line, for free).
  - b. Once PREPA grants interconnection permit, the installation might begin.

- c. Once the installation is finished, the installer notifies PREPA the day that tests will be performed (at least five working days before the test). This is done on-line, generating a “notification receipt” as evidence that PREPA was properly notified. Tests can be performed, even if PREPA does not participate. No additional tests are required.
  - d. After the test, the system is registered on-line with OGPe, to keep an inventory of PV systems in the Island.
    - i. Copies of purchases of equipment and their certifications are submitted on-line, as well as photos of all the installed PV modules on the rooftop and the installed inverter, wired and already tested. PREPA’s test notification receipt is also submitted.
    - ii. The installer swears (or certifies) that all submitted information is correct and that the installation was made following all applicable standards and regulations. The installer confirms that all installed equipment are certified and are safely operating.
    - iii. Once the registration is completed, a “registration receipt” is generated and emailed to user. There is no additional certification or process in OGPe. OGPe reserves the right to investigate and verify the submitted information within three months of the installation.
  - e. Once the registration receipt is generated, PREPA is informed and the client can energize its PV system, even if PREPA did not attend the tests.
  - f. Automatic application for a new meter.
  - g. If client wished, the net metering application is begun.
4. Establish a strict process for evaluation and declaration of penalties to installers that violate “plug and play” rules in residential and commercial rooftops up to 25 kW. Penalties can include suspension of certification, as well as fines and other penalties. Persons that are not installers and engage in PV installations should be dealt similar to those that help a person use electric service illegally.

Junta de Calidad Ambiental. (2011). *Listado de Exclusiones Categorias* . San Juan: Oficina del Gobernador.

Freeing the Grid report, NNEC, 2010 *available at:*

<http://www.newenergychoices.org/uploads/FreeingTheGrid2010.pdf>

Michael T. Sheehan, *Utility External Disconnect Switch: Practical, Legal, and Technical Reasons to Eliminate the Requirement*, Interstate Renewable Energy Council, 2008.

Oficina del Inspector General de Permisos. (2011). *OA-OIGPE 2011-11*. San Juan: Gobierno de Puerto Rico.

Oficina del Inspector General de Permisos. (2011). *OA-OIGPE 2011-24*. San Juan: Gobierno de Puerto Rico.

Renewable Energy Credits (RECs) in California (p.11) available at <http://db.tt/xSO5MCxD>

Sheehan, M. T. (2008). *Utility External Disconnect Switch*. Solar America Board for Codes and Standards.

Stanfiel, S., Schroeder, E., & Culley, T. (2012). *Sharing Success*. Interstate Renewable Energy Council.

#### **SOPO Task 4.0 Develop and/or improve financing mechanisms by providing new financing options other than self-financing**

This task was moved earlier in the timeline as recommended by PV stakeholders.

We identified key stakeholders in the banking industry (e.g., Santander) and the cooperative movement. We contacted individual stakeholders and engaged them with initial information of the project (phone calls and face to face individual conversations). UPRM met with individual persons in the Financing sector. We made numerous calls and exchanged emails in coordinating all the focus and small group meetings. We also recruited a student, Armando Figueroa, for the work in Financial and Zoning Issues. It is important to point out the excellent work made by Armando, in area that needed a lot of attention and study.

UPRM completed a detailed study of financing options for residential and commercial photovoltaic systems. A compilation of the most relevant PV financing structures and current developing models were studied. Comparisons among conventional financing schemes, modern community-based and third party ownership models were made.

Mostly due to an aggressive public policy and government incentives, solar photovoltaic (PV) is currently the fastest-growing renewable energy technology worldwide [1]. According to the most recent annual report published by the International Energy Agency (IEA), it is expected

that the share of renewable in power generation will grow from a 3% in 2009 to 15% in 2035 [2]. However, the high upfront cost and availability of insurance are still the main limitations for PV systems developers [3].

As reported in a study performed by the National Renewable Energy Laboratory (NREL for its acronym in English), the high upfront cost of residential and commercial PV systems are mostly due to non-technical factors [4]. The study concluded that the cost of electricity, billing structure, government incentives and financing schemes are the main factors that determines the upfront cost of grid-connected PV systems. Furthermore, it was found that the break-even price (the point where the cost of PV generation equals the cost charged by the utility) of residential PV varies by more than a factor of 10 in the United States, mostly due by the differences in incentives and financing structures.

#### *Financing: Traditional Methods and Government Incentives*

Traditionally, residential and commercial photovoltaic systems have been financed through personal loans, home equity loans, mortgages and cash payments in combination with federal and state incentives [5]. By 2010, the total cost of a residential and commercial PV system in the United States was about \$5.71/W<sub>p</sub> and \$4.59/W<sub>p</sub>, respectively [6]. For example, a typical residential PV system with an installed capacity of 4 kW could have an upfront cost of approximately \$22,840, without considering any incentives.

The upfront cost of residential and commercial PV systems can be reduced substantially by combining federal and local incentives. In Puerto Rico, for example, there is a 30% federal tax credit of gross cost at installation [7]. Also, the “Puerto Rico Green Energy Incentives Act”, through the Green Energy Fund, offers rebates of up to 40% of the cost for Tier 1 projects (0-100kW) until 2017 based on first-come, first-served scheme. In the same way, the local government offers a tax credit of \$4/DC-Watt for up to \$15,000 for residential PV systems and up to \$100,000 for commercial PV systems [8]. For example, assuming an installed capacity cost of \$5.71/W<sub>p</sub>, a 4kW residential PV system developer could benefit from an \$8,800 total incentive amount in Puerto Rico (Refer to Tier 1 Reference Guide of the Green Energy Fund from the Puerto Rico Energy Affairs Administration for more information). When including federal and local tax credits, the total upfront cost could decrease approximately half the total initial cost (\$22,480).

Despite the local and federal incentives, technological advances, declining costs of solar panels and the increasing the cost of electricity [9], the installed capacity of residential photovoltaic

systems in Puerto Rico last year was only 4 MW [10]. The high upfront cost of small and medium capacity PV systems is currently a barrier to the rising development of the solar photovoltaic market.

Currently, there are a variety of financing options for residential and commercial PV systems in the United States. Among the funding agencies that currently offer personal loans are Fannie Mae, Freddie Mac, HUD & FHA, VA and E.P.A [11]. Table 8 shows the variety of offerings from each of these corporations. One of the disadvantages of this financing method is that the individual investment returns in a very long time, usually close to the period of complete payment of the debt.

Table 8: Financial Options for Residential Photovoltaic Systems. Adapted from [11].

<b>Entity</b>	<b>Eligibility</b>	<b>Amount</b>	<b>Term</b>	<b>Note</b>
<i>Fannie Mae</i>	Power Utility Customers	\$15,000	15 years	No insurance
<i>Freddie Mac</i>	Natural individuals	Up to \$240,000	15,20 & 30 years	Collateral: First mortgage
<i>H.U.D &amp; F.H.A</i>	Individual that qualifies for Title 1	\$25,000	15 & 30 years	Fixed interest
<i>V.A.</i>	Veterans	Up to \$203,000	15 & 30 years	Collateral: First mortgage
<i>E.P.A.</i>	Natural Individuals and Business	No limit	15 & 30 years	Collateral: First mortgage

In recent years, new models of PV systems financing have been developed in the United States and Europe. In Spain, for example, the Institute for the Diversification of Energy Saving (IDEA) is directly involved in the process of financing solar PV projects. As they published, most projects are funded through the participation of third parties. That is, IDEA purchase PV systems to a third party and then rents it to the client. Through a three party scheme, the client pays a monthly fee to IDEA (or a third) for the rental of the photovoltaic system. Accordingly, the client pays its electric bill to the utility. Currently, this model reaches over 50% of the projects of IDEA [12].

Similarly, in the United States, new financing models for grid tied PV residential and commercial systems have been developed [13]. Among the most common are third party ownership and solar leasing.

*Third Party Financing and Solar Leasing*

Currently, the third party financing for residential and commercial PV systems is the model with the greatest potential for development in the short term. Through this model, the client is relieved from the high upfront and maintenance responsibilities. In this case, a third party owns the system and charges the customer a monthly fee, which is usually less than the payment of electricity bill. A fixed or variable monthly payment is negotiated between the third party and the client. Accordingly, the client continues to pay the electric bill to the utility. Both the third party and the client assume the risk of energy generation variability [14].

For years, the leasing of capital goods has been used in the commercial sector and transportation. Recently, this model has being introduced into the residential and commercial PV market [15]. Overall, the customer pays a fixed monthly payment for the rent of the photovoltaic system. At the end of the period, the customer has two options: to renegotiate the contract, purchase the equipment or remove the equipment. When the client has a net metering agreement with the electric company, the excess generation of solar energy can be sell back to the grid. Table 8 shows two examples of current leasing programs in the United States.

Table 8: PV Residential and Commercial Leasing Options in the U.S. [15]

<b>Program</b>	<b>State</b>	<b>Investor</b>	<b>Description</b>
SolarCity	California	Morgan Stanley	Zero down payment. A minimum level of electricity output is guaranteed. Pricing and deal structure vary based on local market conditions. Example: A 3.2 kW system could cost \$83/month.
CT Solar Leasing	Connecticut	State	Zero down payment. Examples of current leasing options: 2kW (\$49/month), 4kW (\$97/month) and 6kW (\$144/month).

One of the biggest drawbacks of this model is the time term of the contract. The risk that results from the variability in electricity costs can be a determining factor for a PV system developer in committing to a 15-20 years lease.

For commercial PV systems, the customer can sell the power generated by the solar system to the electric company through a purchase agreement. In this case, a price is negotiated based on solar power generated and the customer to the electric company sells solar photovoltaic system. Unlike a lease, the cost of sale depends on the solar photovoltaic generation [16]. One of the biggest advantages of this model is again over from the high initial investment costs. This type of model is the most common commercial photovoltaic systems.

The development of new models of financing for residential and commercial photovoltaic systems is a key factor for the development of solar photovoltaic market in the short to medium term. The modern financial structures such as the leasing and purchase agreements provide the customer an innovative alternative that addresses the problem of high upfront cost. NREL published a summary of the financing options discussed in this report and it has been included in Table 9.

Table 9: Financing Options (Summary); Adapted from [13]

<b>Financing Option</b>	<u>Cash</u>	<u>Home Equity Loan</u>	<u>Other Loan</u>	<u>Leasing</u>	<u>PPA</u>
<i>Upfront Cost</i>	High	Low	Low	Low	Low
<i>System's Owner</i>	Homeowner	Homeowner	Homeowner	Homeowner	Homeowner
<i>Ongoing payments</i>	None	Yes	Yes	Yes	Yes
<i>System's maintenance</i>	Homeowner	Homeowner	Homeowner	Solar Cooperative	Solar Cooperative
<i>Federal Credit</i>	Yes	Yes	Yes	No	No
<i>Tax deductions</i>	N/A	Interest on loan	No	N/A	N/A
<i>Term</i>	N/A	5-30 years	Up to 20 years	Up to 20 years	10-20 years



The stakeholder meetings on Financing during 2012 proved to be vital in our work. The meetings allowed us to confirm the strong interest from the cooperative sector in financing residential and small commercial PV systems. The traditional banking sector is more interested in larger scale renewable systems. A key suggestion from these meetings is the importance of integrating appraisers and insurance companies in these financing discussions.

In Puerto Rico, several financing cooperatives across the island have started to move towards the development of financing structures for residential and commercial PV systems. One of the main concerns shared by local financing entities is the *perceived risk* associated with the investment of new PV systems. The lack of information regarding the solar PV market, the insurance related issues, the equipment’s life expectancy time and the PV system’s ability to uphold strong weather conditions are among the *perceived risks* associated with such technology (Findings from the DOE’s Rooftop Solar Challenge Meeting with local financing cooperatives on July 18<sup>th</sup> at the University of Puerto Rico at Mayagüez facilities, 2012).

Because these *perceived risks* are obstacles to financing rooftop PV systems, the UPRM team explored the risks associated to PV systems and modeled the most common residential PV system’s financing structures available nowadays. From the economical point of view, special attention was given to the cash flow and payback period (the two main financial performance metrics for small scale PV systems). Furthermore, a discussion of Renewable Energy Credits (REC’s) was made in order to provide a general understanding of renewable energy incentives currently available.

*Risks Associated with PV Systems*

There is a general concern between PV system’s investors, insurance companies and homeowners about the risks associated with the solar technology. In [17], several of the real risks associated with solar PV systems were organized into five categories. Table 10 shows the different risks including a brief description of them.

Table 10: Description of Risks Associated with PV Systems (Adapted from [17])

<b>Risk</b>	<b>Description</b>
Grid Integration	Operational risks: blackouts, balance of electricity supply, etc.
Project Management & Development	PV project's development risks such as price variability, design/permit bureaucracy, etc.
Hardware	Reliability of PV system's components

Environmental	Weather, catastrophic events, opposition, etc.
Government	Changes in government's public policy

Probably the highest risk associated with PV systems is weather-related (the rapid changes in energy generation caused by cloudy periods). From a power utility perspective, it is a true risk. However, such risk can be diminished by spatial distributing PV systems [18].

In [19], it was mentioned that the uncertainty around the revenues and profitability resulted from the risks mentioned above have a strong effect on the financial viability of the project. The author concludes that most of the risks associated with solar PV systems can be, in most cases, managed through actual financial mechanisms and insurance products.

#### *PV System's Insurance Products Requirements*

The risk associated with property damage, natural disasters, theft and business interruption are among the major concerns that insurance companies share [20]. In [21], NREL identified four insurance products necessary for small scale PV systems. An overview of the four insurance products is presented in Table 11.

Table 11: PV systems Insurance Products (Adapted from [21])

<b>Insurance Product</b>	<b>Description</b>
General Liability	Covers policyholders for death or injury to persons or damage to property owned by third parties.
Property Risk	Covers damage to or loss of policyholder's property. Also, it can indemnify homeowners of natural catastrophic events.
Environmental Risk	Coverage indemnifies system owners of the risk of either environmental damage done by their development or pre-existing damage on the development site.
Business Interruption	Lost sales as a result of the system not being operational and loss of production-based incentives also resulting from the lack of electricity production

In the same publication, NREL discussed four main areas that must be addressed in order to develop a PV insurance structure. These are:

1. To create a large database of PV historical loss data that includes system's operation, availability and insurance loss.
2. To classify the Renewable Energy Business into different groups in order to better assess insurance claims.
3. To develop a detailed testing procedure for PV system components in order to assess the weather-related vulnerability.
4. To improve the installation process by developing a standard for PV systems installers.

*Modeling Residential PV Financing Structures*

The two most popular financing structures for residential PV systems are the personal loan and third party leasing. In an effort to evaluate both residential PV system financing options, both schemes were compared by using the Solar Advisor Model (SAM) and Excel software.

4 kW Single Homeowner Residential PV System

Two options for a single homeowner PV system were compared: a personal loan and a third party lease. For the *third party lease case*, a .5% of the total installed cost was included to incorporate insurance costs. As a result, the *personal loan* option produces a monthly saving of \$165 (\$33 for the leasing case). However, the monthly savings from the leasing case can be fixed through a period of time.

40 kW Solar Community PV System

For the solar community case, the same two options were simulated. As expected, similar results from the first case were obtained. However, in this case, the decrease in total cost (from \$4 to \$3) of the PV system resulted in an earlier investment's payback period as shown in Table 12.

Table 12: Comparison between Single and Multiple Home Owners Financing Models

<u>Financing Metric</u>	<b>Residential and Commercial PV System's Financing Structures</b>	
	<b>Residential</b>	<b>Solar Community (Per</b>

			<b>Homeowner)</b>	
	<i>Personal Loan</i>	<i>Third Party Lease*</i>	<i>Personal Loan</i>	<i>Third Party Lease*</i>
Payback Period	8	N/A (Down Payment=0)	6	N/A (Down Payment=0)
Approximate Monthly Electric Bill	\$165	\$3**	\$165	\$3**
Approximate Monthly Loan Payment	\$114	\$132	\$82	\$132
Approximate Monthly Savings (During Loan)	\$51	\$33	\$83	\$33
Approximate Monthly Savings (After Loan)	\$165	\$33	\$165	\$33
<p>* Third party Leasing includes a yearly insurance fee of .5% of the total installed PV system cost</p> <p>** Fixed residential customers fee in Puerto Rico</p>				

\*Refer to Appendixes VII and VIII for the simulation's assumptions and methodology\*

#### *Renewable Energy Credits (REC's)*

The 2010 Puerto Rico's Green Energy Act defines renewable energy credits (REC's) as follows [22]:

*“A personal asset that is a tradable good or security that can be bought, sold, assigned and transferred between individuals, for any lawful purpose, which as a whole, indivisible asset, is equivalent to one (1) megawatt hour (MWh) of electricity generated by a source of sustainable or alternative renewable energy (issued and registered in accordance herewith) and, in turn, comprises the environmental and social attributes defined herein”*

In general terms, a REC is a financial mechanism created to achieve a minimum renewable energy generation in a state/territory (established by a Renewable Portfolio Standard;

RPS). The main purpose of the REC's is to encourage the generation of electricity via renewable resources, such as solar and wind, and to give a monetary value to the environmental benefits of such technologies. The following percentages of energy generation from renewable resources should be met in Puerto Rico:

- 12% from 2015 to 2019
- 15% from 2020 to 2027
- 20% in 2035

The funding required to meet RPS's can be supplied by local/federal incentives, taxes and private investment. According to the 38<sup>th</sup> Puerto Rico Electric Power Authority Annual Report, the public utility sell approximately 18,500 GWh of aggregated energy in 2011 [8]. The 12% (goal for 2012-2019) of this energy amount should create 2.2 billion REC's (1 MWh each).

The REC's are sold separately from the electricity. This means that the homeowner will not get a credit in his monthly electricity bill. Instead, he will get paid for each REC's generated. Figure 46 shows the most recent solar REC's prices in the United States [24].

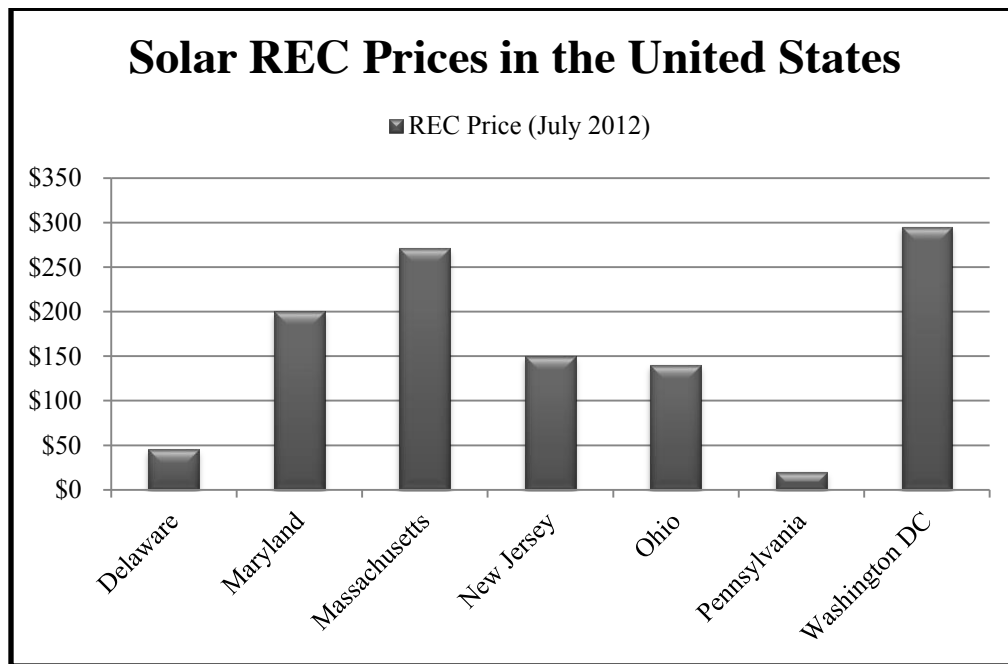


Figure 46: Solar REC Market Prices [24]

For example, a 4 kW residential PV system installed in Mayagüez, PR could generate approximately 6,000 kWh annually, equivalent to 6 solar REC's. In states such Washington DC (refer to Table 9), a profit of \$1,800 per year can be generated with a PV system with the characteristics of Mayagüez.

The Department of Energy (DOE), in partnership with government and public entities, published a guide which describes the necessary steps to buy solar renewable energy certificates [25].

In summary, the educational process, the development of insurance products and the transparency of historical data, must be addressed in order to diminish the perceived risks associated with solar PV systems. Meanwhile, the most profitable financing option for homeowners is the solar community. From an economical point of view, this option offered a more profitable cash flow than the solar leasing.

### *Morris Model Description*

A new solar photovoltaic (PV) financing model has emerged for governmental and municipality buildings. It is a hybrid model which requires third party ownership and government involvement. Typically known as the Morris Financing Model (developed by a municipality in New Jersey named Morris), the mechanism has been implemented successfully in schools, colleges, public agencies and municipalities all around New Jersey [26]. Although a general concern exists regarding the time it takes from the beginning of the process until the construction phase, it is recognized as a real solution as long as public capital is cheaper than private.

The potential of generating electricity from solar PV systems installed in the rooftops of government, municipalities, schools and colleges' building, by implementing the Morris Financing Model, will be assessed in the following report. The objective of the author is to explain how the 11% governmental subsidy can be decreased by considering the hybrid third party-PPA model. Residential and several commercial clients should be the benefited sectors.

The Morris Model is a financial mechanism used to decrease the high upfront costs associated with the installation of solar PV systems in the rooftops of government, municipalities, schools, universities and public buildings [27]. The model requires the involvement of third parties and public entities as shown in Figure 47.

The Morris model works as follows:

1. A public entity issues a request for proposals seeking a solar developer of projects on public buildings.

2. In order to finance the development costs of the PV installation, the public entity sells bonds to bondholders.
3. The public entity enters in two agreements: a third party leasing and a Power Purchase Agreement (PPA).

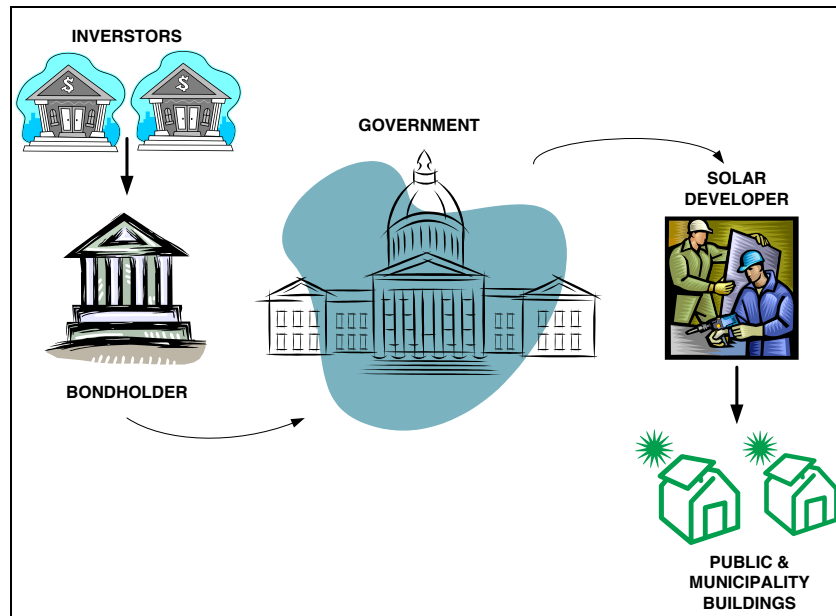


Figure 47: Morris Financing Model (Adapted from [27])

### *Implementing the Morris Model*

A ten step process for the implementation of the Morris Model is shown in Figure 48.



Figure 48: Implementing Morris Model

In order to implement such steps in Puerto Rico, several considerations must be addressed. First, local laws governing bonds should be studied in order to verify its requirements and regulations. Secondly, the process of selecting the winning bidder should be carefully planned and should not only be based on the lowest price rule. Other considerations such as zoning and public acceptance must be also incorporated. Considering the details mentioned above, does the Morris model makes sense from a common wealth perspective in Puerto Rico?

As of March 31 of 2012, public agencies and municipalities in Puerto Rico owed the Puerto Rico Electric Power Authority (PREPA) approximately \$210 millions in electricity consumption bills (\$189 millions from public corporations, \$43 millions from public agencies and \$4.3 million from municipalities) [28]. At a public hearing in Puerto Rico’s House of Representatives, PREPA’s executive director stated that such consumption deficit was affecting the corporation finances. Furthermore, residential and commercial electricity retail costs were absorbing such deficit, resulting in a higher kWh retail price, as both clients (which make up



around 84% of PREPA's total customers base) were paying the electricity consumed by public agencies and municipalities.

#### *Technical Benefits (from PREPA perspective)*

From a utility's operational perspective, the interconnection of solar PV systems installed in governmental buildings, municipal buildings, schools and college rooftops can be very advantageous. A strong correlation exists between the solar energy resource and the daily electricity demand from public entities. Unlike residential electricity consumption profiles, where electricity generated from PV systems is thrown back to the grid (as typically, residential customers are not in their homes during the day), public entities typical consumption profile is an instant consumption/generation process.

#### *Economic Benefits (from 84% of PREPA's customers)*

As subsidized government and municipality entities move towards the implementation of solar PV systems on their rooftops, the unpaid electricity will decrease resulting in a possible reduction in residential and commercial electricity costs. Although this report does not consider many factors such as public policy and political implications, it tried to provide the reader possible starting paths for the development of a sustainable governmental structure.

In order to quantify the possible decrease in unpaid electricity consumption debt from governmental corporations and agencies, as well as municipalities, an evaluation of the number of new PV systems that could be implemented using this scheme and related energy savings must be performed.

#### *Economic and social impact of Rooftop PV Systems in Puerto Rico*

During September we identified and contacted managers of local commercial banks as well as regional cooperatives (financial institutions). We were successful bringing these managers, and even some Board of Directors members, into our work meetings where we presented: how the PV technology works, the solar resource in Puerto Rico and the current costs of a roof top photovoltaic system. Table 10 shows an estimate of the costs for a 1 kW system. Figure 48 shows the Levelized Cost of Energy (LCE), in \$/kWh, at different sites in Puerto Rico as a function of peak sun hours.

**Table 13: Estimate of installed cost of a 1 kW PV system**

System element/task	(\$/W)
Solar panels	1.10
Inverter	0.75
Electric material	0.75
Installation	0.60
Design, permitting and certifications	0.55
<b>Total (September 2012)</b>	<b>3.75</b>

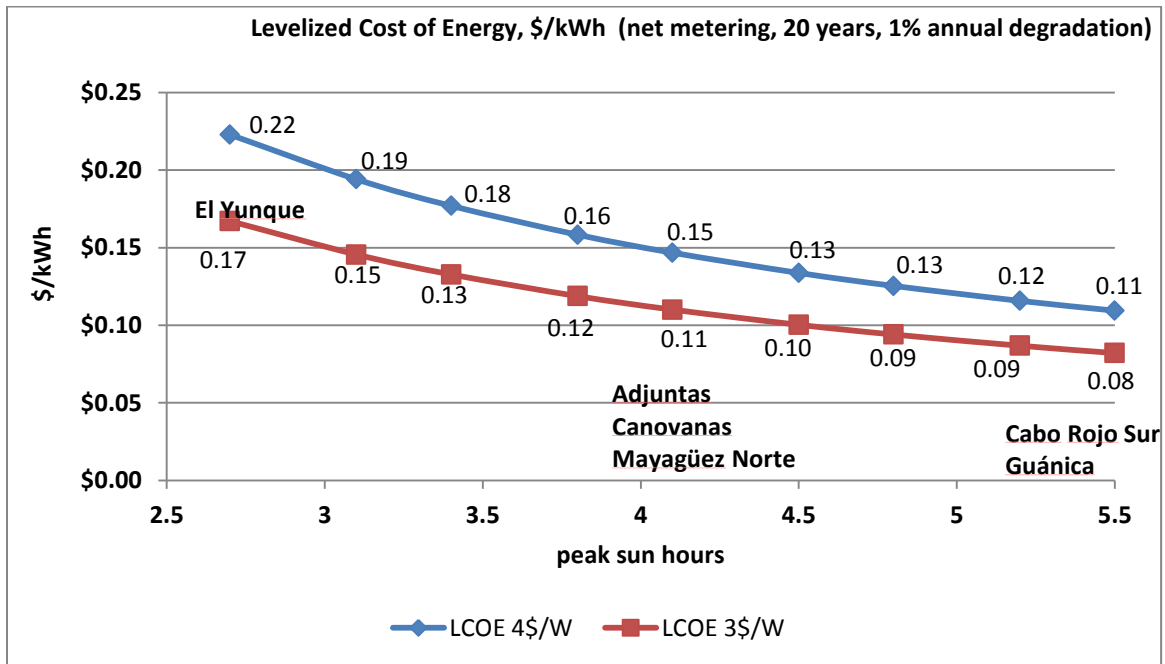


Figure 48: Levelized Cost of Energy (LCE), in \$/kWh, at different sites in Puerto Rico as a function of peak sun hours.

Financial institutions managers, specially the Cooperatives, saw an extraordinary business opportunity and embrace the effort as stakeholders. We embarked in an effort to define, with

significant input from the financial institutions, a new financial product that will make self-financing more attractive.

The coops managers identified the need to bring the insurance industry into our working group and we did. The main issues raised by these managers were: insurance cost for this product, the lack of a secondary market in Puerto Rico for repossess PV systems, appraisal issues (such as how to include not just the capital value of the PV system but the monetary value of the energy it generates), limits in the Net Metering law and current incentives.

We examined third party ownership options in Puerto Rico to clarify their legal status and study potential application in Puerto Rico. It is completely legal to have a third party install and operate a PV system in one's rooftop. Two contracts are needed; one contract between the consumer and the Third-party solar rooftop energy provider, and a second contract between the Utility and the consumer since Net Metering is allowed under the existing Law even if the consumer does not own the PV system.

There is a growing interest from large US companies in the Third-party business (e.g. Solar City) to install in Puerto Rico. A group of local businessmen and installers are also considering the development of this option.

During our conversations with Cooperatives officials we develop the idea of developing a Solar Financing Community. Cooperatives (and Banks) know their customers and can identify possible clients (coop members, businesses) with financial resources to be used as collateral to finance a PV rooftop project.

In fact, the Cooperative may decide to produce a "package" for their customers where the Cooperative writes and publish a Call for Proposals (CFP) for PV Installers where the Cooperative specifies minimum technical and financial requirements to bid for this solar systems installation project (\$/W, minimum technical requirements for inverters and PV panels, minimum warranties, etc). The Cooperative may take advantage of economies of scale and sales of RECs to produce an attractive financing option for their customers.

Other Community options, such as the coordinated effort of a number of citizens to develop a process similar to the one previously described; where they will publish a Call for Proposals (CFP) for PV Installers with minimum technical and financial requirements and take advantage of economies of scale to obtain better PV prices, are indeed possible and legal in Puerto Rico.

What is currently unavailable in Puerto Rico is the use of other Solar Community schemes such as: the development of a large PV system, say 1 to 2 MW, developed by a private or public entity where citizens then buy a “solar lot” of a few kW. Local Net Metering law does not provide for the necessary “virtual net metering” (generation in one location to be credited to a customer account at a different location) that this scheme will require to take full advantage of the electricity produced by the customer “solar lot”. This is an avenue worth pursuing, particularly if this is combined with a PACE program.

Programs such as the PACE program where cities, counties or other public agencies (even the public utility) issue bonds to set up a funding pool to pay for tax-assessed solar projects may be used in Puerto Rico but there are no such programs in place today. The establishment of said programs depends on the socio-economic philosophy, or vision, of elected officials. In a market-driven philosophy the PACE programs do not thrive.

Wheeling (where electricity is sold from an independent generator to a customer over the transmission, or distribution, system of a third) is not available either.

Approximately 65% of residential roofs can provide the total electrical energy, not power, that was consumed in Puerto Rico in 2006, the year with the highest electricity consumption, as shown in Figure 49.

## Estimate of potential electric energy residential contribution

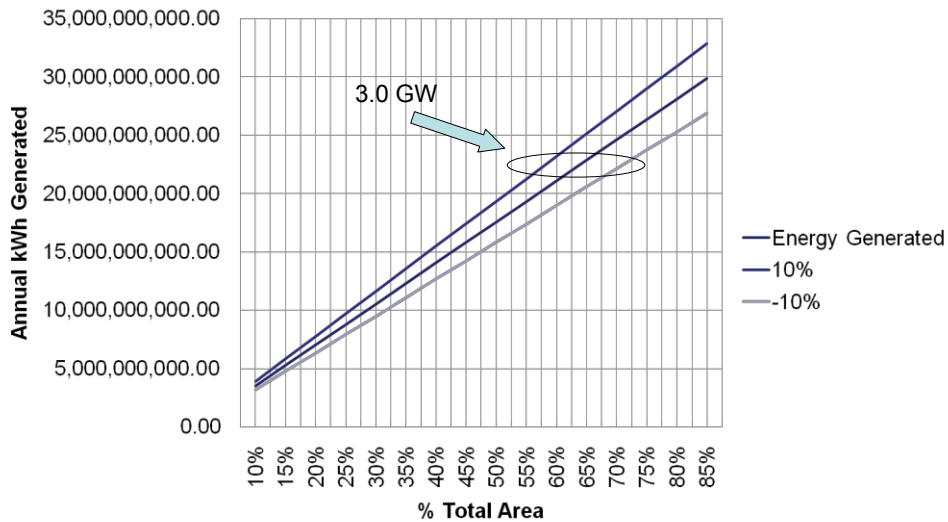


Figure 49: Estimate of solar photovoltaic electric energy contribution from solar rooftops.

The highly distributed nature of this alternative, with hundreds of thousands of potential energy generators, poses integration and interconnection challenges of these systems. Nonetheless, the energy generation potential is so significant that even 10% of the households can provide close to 20% of the overall energy demand (2006 demand).

We strongly believe that rooftop photovoltaic generation to be the least environmentally intrusive, and the one with minimum possibility of social and community conflicts during deployment, among the renewable energy resources and technologies considered in Puerto Rico. Photovoltaic panels installed in roofs are virtually non-visible and the noise level of auxiliary equipment, such as the fan from DC/AC converter, is negligible.

What are the actual savings potential from a rooftop PV system in Puerto Rico? The following example is illustrative. First consider a residential customer which decides to supply approximately 500 kWh per month from a rooftop PV system. This may or may not be the customer's full electricity consumption. For a standard 30 days month, the customer needs to generate 16.7 kWh per day  $[(500 \text{ kWh/month}) / (30 \text{ days/month}) = 16.7 \text{ kWh/day}]$ . Let us further

assume that this customer resides in a zone with 4 solar peak hours per day. This results in a 4 kW system,  $[(16.7 \text{ (kWh/day)})/(4 \text{ h/day}) = 4.2 \text{ kW}]$ , let us say 4 kW].

The 4 kW will cost \$16,000 at 4 \$/W. The monthly 500 kWh cost \$135 @ \$0.27/kWh (from the local utility) and cost \$75 @ \$0.15/kWh (from the PV system).

A loan with \$3,000 down payment and \$13,000 to be financed at 5.25%, 15 year, will pay \$104.5 per month, resulting in savings of \$30.5 per month. This is with no incentives.

For a commercial customer the savings are greater. Let us assume the commercial customer decides to supply approximately 6,000 kWh per month from a rooftop PV system. Again, this may or may not be the customer's full electricity consumption. For a standard 30 days month, the customer needs to generate 200 kWh per day  $[(6,000 \text{ kWh/month})/(30 \text{ days/month}) = 200 \text{ kWh/day}]$ . In a zone with 4 solar peak hours per day the required PV system is of 50 kW,  $[(200 \text{ kWh/day})/(4 \text{ h/day}) = 50 \text{ kW}]$ .

The 50 kW will cost \$150,000 at 3 \$/W (economies of scale apply). The monthly 6,000 kWh cost \$1,800 @ \$0.30/kWh (from the local utility, the commercial rate is more expensive than the residential rate) and cost \$660 @ \$0.11/kWh (from the PV system).

A loan with 10% down payment and \$135,000 to be financed at 5.25%, 15 year, will pay \$1,085.23 per month, resulting in savings of \$714.77 per month. This is with no incentives.

Table 14 shows the economic benefit of installing PV systems in 25% and 50% of residential rooftops in Puerto Rico. Besides the impact to the local economy of such large installations (\$7.5 to \$16.4 billion for a range between 2,000 to 4,375 MW), there is a large social benefit represented by decreased emissions. For example, between 7.5 to 16.4 millions of tons of CO<sup>2</sup> would be avoided each year. Average dollar value of that range would depend on valuation of the emissions. Table 14 shows values using a range of \$1.4 to \$6.5 per ton of CO<sup>2</sup>. Adding other emissions would increase the social benefit besides benefits to the health of persons leaving nearby power plants which would generate less power from fossil fuels.

Table 14: Estimate of economic benefit from PV systems

	<b>kWh from PV</b>	<b>Emissions displaced (tons of CO<sup>2</sup>)</b>	<b>High estimate per year</b>	<b>Low estimate per year</b>
<b>25% of residential rooftops</b>	8x10 <sup>6</sup> kWh	7,531,840	\$45.6M	\$10.5M
<b>50% of residential rooftops</b>	17.5 x10 <sup>6</sup> kWh	16,476,841.48	\$99.7M	\$23.1M

*Social Impact of Solar PV Financing Mechanisms*

As distributed generation becomes a reality, the decision making process regarding the generation of electricity will be shifted from the centralized electric power utility to a group of stakeholders: communities, third party cooperatives and local authorities. Therefore, the economic and social impact of such transformation must be addressed in order to have a broader understanding, which will be essential for the planning stage.

The following discussion identifies the social benefits and possible drawbacks of integrating a significant number of solar photovoltaic (PV) systems in Puerto Rico. Two main topics are addressed: the access of renewable energy by vulnerable communities and siting considerations.

*Vulnerable Communities Example*

In California, a pilot program named “Solar for all” was implemented with the purpose of integrating vulnerable communities into the solar PV market [29]. It consists of three main objectives:

1. Build 375 MW of solar project specifically in disadvantaged communities through on-site distributed generation (DG).
2. Provide opportunities to building owners to be energy producers through a Feed in Tariff (FIT)
3. Create local employment opportunities through a local hire clause.

The program aims at low-income households in California. It is expected that this implementation will transform the local economy by creating new jobs, helping to boost

economic opportunity and broader prosperity [30]. A similar approach can be considered in Puerto Rico.

### Siting Considerations

The siting and distributed benefits of solar PV distributed generation were discussed in [31]. Among the statements made by the author, the following were the most relevant to the scope of this report.

- Solar PV installations, when placed on existing rooftops, use minimal land space.
- Distributed PV generation reduces substantially the line losses.
- Distributed PV generation offsets peak demand.
- Solar PV installations tend to be less vulnerable to physical disasters, equipment failure, potential human error, or deliberate external actions.
- It can reduce power outages.

### Best Practices applied to local Utilities

The UPRM team participated in various DOE-sponsored webinars. Of special relevance to Puerto Rico was the webinar “Ask the Utility: Working with your Local Municipality Utility”.

The webinar presented two programs from two municipal utilities that have helped increase solar PV systems MW installations. These municipal utilities are non-profit community owned utilities where they serve approximately 15% of US customers. Up to now there are more than 2 thousand municipal utilities across the US. These are operated by local government and are directly accountable to local elected or appointed officials. These two municipal utilities are the Salt River Project and Austin Energy. In Puerto Rico, PREPA is a municipal utility or public power company (<http://www.publicpower.org>).

The Salt River Project (SRP) utility was established in 1902 and is currently the third largest public power utility in the nation, serving about 940,000 customers. As of this moment the SRP board approved to offer a Distributed Solar Option to school districts, governmental and nonprofit entities on a pilot basis. One of its major projects is the Community Solar for Schools. This method is a good alternative to installing solar systems in rooftops. The schools can purchase a portion of the energy output of a 20 MW PV plant in Southeast Valley. The advantages for the school are:

- No up-front investment



- Fixed price for 10 years
- No maintenance or repair expenses
- Solar energy educational materials

This initiative sells electricity for schools at \$0.099/kWh and 7.8 MW are subscribed to date. SRP is also working a similar initiative for businesses and residential customers. Businesses have the same benefits and same terms as schools except that they have to sign a 3-year commitment (schools have a 2-year commitment). Residential customers have a 5-year term, which they may cancel anytime, and pay a rate of \$0.1125/kWh.

Perhaps this is not ideal for the Rooftop Solar challenge, but some of it might be taken into consideration. One may be to let government agencies in PR generate more than necessary electricity that may be used as mentioned above. Since PREPA is government owned they might approve the idea that only government agencies can overproduce electric energy in order to sell it to customers that are not able to install rooftop systems and would like to be involved in reducing CO<sub>2</sub> emissions.

Austin Energy (AE) also has its own projects and plans to have 200 MW of solar energy by 2020. As of now AE has a total of 8.5 MW of distributed solar energy which is divided as follows:

- Residential: 6.4 MW, which has a current rebate of \$2/Watt
- Commercial: 1.36 MW, with a Performance Based Incentive of \$0.14/kWh
- Installation on Municipal Buildings: 0.627MW
- Solar for School Demonstration Projects: 0.118 MW

The 2 programs that they are currently working on to reach this 2020 goal are Equipment Leases that Qualify for Performance Based Incentives (PBI) and Community Solar. The first one is only for charitable organizations, government entities, and school districts. Other PV leases for commercial customers are not eligible for the PBI program. The other program, Community Solar, is called the Solar Choice Program which has the following objectives:

- Provide 10 MW towards AE's 2020 solar goal
- Provide solar options for homeowners that are ineligible to participate in the rebate program and have difficulties installing rooftop PV systems.
- Renters

With this program AE owns, operates and maintains the projects. Some of the projects they have in mind for this program include retrofitting municipal buildings, integrating PV systems into new municipal constructions, cover parking at city properties, and ground mounted PV systems at locations like landfills. With this program AE expects to have 2000 subscribers, which add up the 10 MW goal.

There are 2 options for this program. In the first one, seen in Figure 0, the customer buys blocks (1 block=1kW) from the utility. The customer pays a monthly fee for 10 years and after that they pay a lower fee in order to cover for maintenance. The disadvantages of this program is that the cost benefit structure is difficult to understand, consumption analysis must be considered, federal tax credits are not available, and the system performance varies with weather conditions. In the second option, in Figure 50, the Solar Choice fee remains fixed for 20 years and it is applied to 100% of the consumption. In addition the customer does not need to qualify for credit application, the locked in rate becomes less over time, and it has a proven cost structure. The only disadvantages for this option are that the system cannot be resold on a secondary market, the customer must sign up for 100% of consumption, and the customer may not have a feel of true ownership.

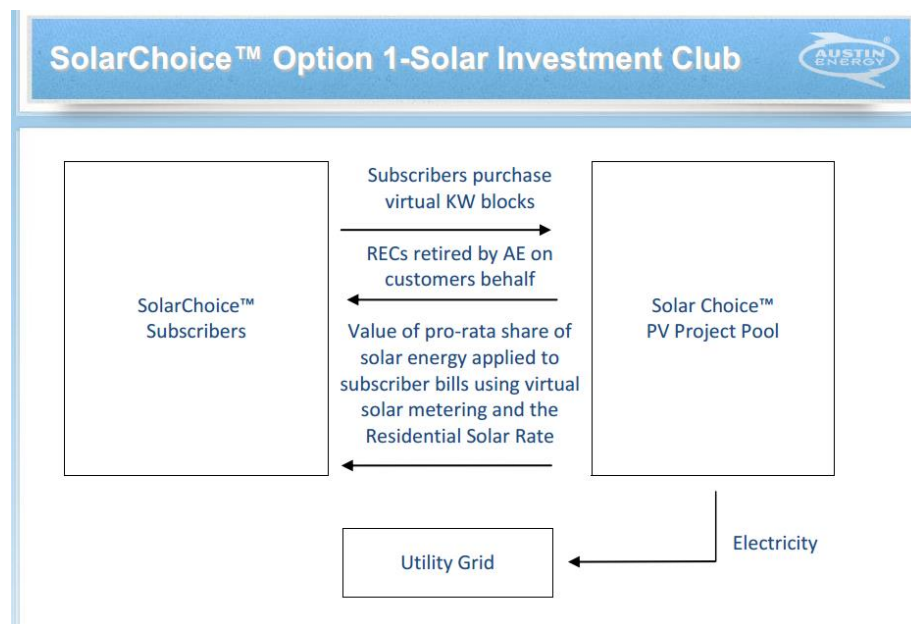


Figure 50: Solar Choice Option 1 from Austin Energy

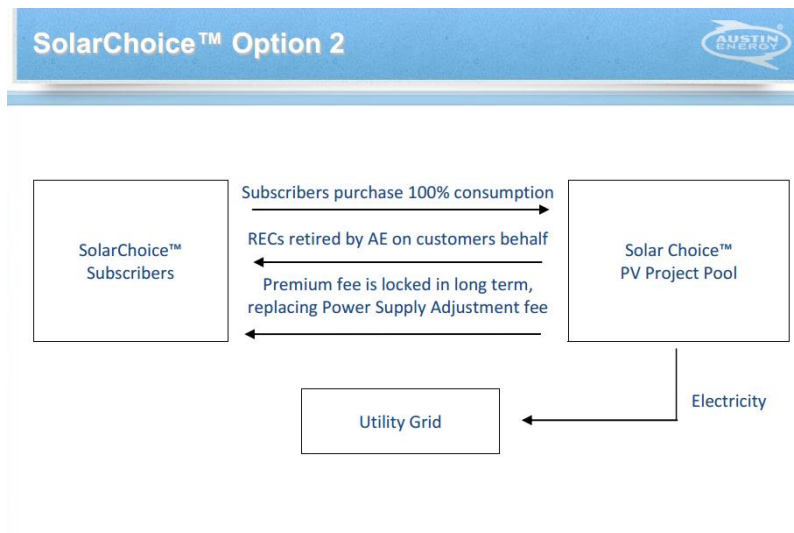


Figure 51: Solar Choice Option 2 from Austin Energy

Despite the disadvantages in either program it is clear that both utilities are trying their best to reduce CO<sub>2</sub> emissions and move to solar. There will always be many different ideas on how to implement solar in communities, depending on their location and culture. With this in mind these programs can still be a stepping stone for future projects/programs in Puerto Rico.

Information of the webinar: **Campbell, Becky, et al., et al.** "Ask the Utility Webinar: Working with your Local Municipal Utility" *ICLEI Local Governments for Sustainability USA*. [Online] November 16, 2012. <http://www.icleiusa.org/action-center/learn-from-others/ask-the-utility-working-with-your-local-municipal-utility>

#### *Conclusion for Task 4.0*

During October UPRM made available best practices regarding the selected financing mechanisms to PV stakeholders during PV summits and through the project's website. This was the final subtask for the financing section of the project.

We developed a financial educational module to be posted in the project's website for use by the public (see Appendix IX). As per the SOPO, during February there were no subtasks since the task was complete.

#### *References for the Financing Section*

- [1] International Energy Agency. (2010). *Technology Roadmap: Solar Photovoltaic Energy*. [http://www.iea.org/papers/2010/pv\\_roadmap.pdf](http://www.iea.org/papers/2010/pv_roadmap.pdf)
- [2] International Energy Agency. (2010). *World Energy Outlook 2011: Executive Summary*. [http://www.iea.org/weo/docs/weo2011/executive\\_summary.pdf](http://www.iea.org/weo/docs/weo2011/executive_summary.pdf)
- [3] B. Speer, M. Mendelohn, K. Cory. (2010). *Insuring Solar Photovoltaics: Challenges and Possible Solutions*. NREL. <http://www.nrel.gov/docs/fy10osti/46932.pdf>
- [4] P. Denholm, R. M. Margolis, S. Ong, B. Roberts. (2009). *Break-Even Cost for Residential Photovoltaics in the United States: Key Drivers and Sensitivities*. NREL. <http://www.nrel.gov/docs/fy10osti/46909.pdf>
- [5] J. Coughlin, K. Cory. (2009). *Solar Photovoltaic Financing: Residential Sector Deployment*. NREL. <http://www.nrel.gov/docs/fy09osti/44853.pdf>
- [6] A. Goodrich, T. James, M. Woodhouse. (2012). *Residential, Commercial, and Utility Scale Photovoltaic (PV) System Prices in the United States: Current Drivers and Cost-Reduction Opportunities*. NREL. <http://www.nrel.gov/docs/fy12osti/53347.pdf>
- [7] J. Salasovich, G. Mosey. (2011). *Feasibility Study of Economics and Performance of Solar Photovoltaics in the Commonwealth of Puerto Rico*. NREL. <http://www.nrel.gov/docs/fy11osti/49237.pdf>
- [8] DSIRE. (2012). *Incentives/Policies for Renewables & Efficiency: Puerto Rico*. <http://www.dsireusa.org/incentives/index.cfm?re=1&ee=1&spv=0&st=0&srp=1&state=PR>
- [9] URS Corporation. (2011). *Thirty-Eight Annual Report on the Electric Property of the Puerto Rico Electric Power Authority*. URS. <http://www.aeepr.com/INVESTORS/DOCS/Financial%20Information/Annual%20Reports/Annual%20Report%20URS%202011.pdf>

- [10] L. Bernal. (2011). "Puerto Rico Energy Policy." Energy Affairs Administration.  
[http://www.camarapr.org/SummitE3/Pres-E3/E3-Luis\\_Bernal.pdf](http://www.camarapr.org/SummitE3/Pres-E3/E3-Luis_Bernal.pdf)
- [11] Rich Hessler Solar Sales Training. (2009). *A listing of residential solar financing*.  
<http://articles.pvsolarsalestraining.com/articles.php?ALISTINGOFRESIDENTIALSOLARFINANCING>
- [12] IDAE. *Ahorro y Eficiencia Energetica: Financiacion*. Ministerio de Industria, Energia y Turismo, Gobierno de Espana.  
<http://www.idae.es/index.php/recategoria.1160/id.41/re/menu.386/mod.pags/mem.detalle>
- [13] DOE. (2010). *Homeowners Guide to Financing a Grid-Connected Solar Electric System*. Solar Energy Technologies Program. <http://www1.eere.energy.gov/solar/pdfs/48969.pdf>
- [14] Harvard Green Campus Initiative. *Third Party Financing Fact Sheets*.  
<http://green.harvard.edu/sites/default/files/attachments/renewables/third-party-finance-fact-sheet.pdf>
- [15] NREL. (2009). *Solar Leasing for Residential Photovoltaic Systems*.  
<http://www.nrel.gov/docs/fy09osti/43572.pdf>
- [16] DOE. (2010). *Homeowners Guide to Financing a Grid-Connected Solar Electric System*. Solar Energy Technologies Program. <http://www1.eere.energy.gov/solar/pdfs/48969.pdf>
- [17] Andrea Chaves and A. Terry Bahill. (2010). "Risk Analysis for Incorporating Photovoltaic Solar Panels into a Commercial Electric Power Grid".
- [18] Stephen Wilcox, Christian A. Gueymard. (2008). "Spatial and Temporal Variability of the Solar Resource in the United States"

- [19] Jon Worren. (2012). *“Assessing the Risks of Solar Project Development”*.  
<http://www.renewableenergyworld.com/rea/news/article/2012/02/assessing-the-risks-in-solar-project-development>
- [20] Bethany Speer, Michael Mendelsohn, and Karlynn Cory. (2010). *“Insuring Solar Photovoltaic’s: Challenges and Possible Solutions”*.
- [21] Thomas J. Starrs, Thomas J. Starrs. (2000). *“Allocating Risks: An Analysis of Insurance Requirements for Small-Scale PV Systems”*.
- [22] Puerto Rico Energy Affairs Administration (PREAA). (2010). *“PR Green Incentives Act No. 83”*.
- [23] URS Corporation. (2011). *“Thirty-Eight Annual Report on the Electric Property of the Puerto Rico Electric Power Authority”*.
- [24] SREC Trade. (2012). “State SREC Markets”. <http://www.sretrade.com/background.php>
- [25] Department of Energy (DOE). (2010). *“Guide to Purchasing Green Power”*.
- [26] Green Matters (2011). “Lowering the Cost of Public-Sector Solar Power in New Jersey”,  
<http://greenmatters.csgeast.org/2011/12/23/lowering-the-cost-of-public-sector-solar-power-in-new-jersey/>
- [27] NREL (2012). “Financing Solar PV at Government Sites with PPAs and Public Debt”,  
<http://www.nrel.gov/docs/fy12osti/53622.pdf>
- [28] PREPA (2010). “PREPA Revenue Bond Series”,  
<http://www.aeepr.com/INVESTORS/DOCS/Financial%20Information/Official%20Statement/PR-EPA%20Revenue%20Bonds%20Series%202012A.pdf>
- [29] The Canopus Foundation & Ashoka (2012). “Solar for all”, <http://sfa-pv.org>
- [30] NWSEED (2011). “Community Energy Benefits”.  
<http://nwcommunityenergy.org/community-energy-benefits#economic>

[31] Center for Energy and Environmental Policy. (2012). “Policies to Support Community Solar Initiatives: Best Practices to Enhance Net Metering”.

[http://www.ceep.udel.edu/energy/publications/2012\\_es\\_READY\\_CommunitySolar.pdf](http://www.ceep.udel.edu/energy/publications/2012_es_READY_CommunitySolar.pdf)

**SOPO Task 5.0 Develop and make available best practices regarding planning and zoning standards that would create a favorable environment for PV siting.**

We held a planning and zoning focus group in Mayaguez on October 31, 2013. UPRM also began working on potential favorable provisions in state and local codes regarding solar rights.

*Access to Sunlight*

Solar access is the availability of (or access to) unobstructed, direct sunlight [1]. This is a key component in PV systems since its main objective is to produce electricity with sunlight and if this is blocked the production of electricity may reduce considerably or even stop completely. These obstructions to sunlight may be caused by many manmade objects or even by natural phenomena like clouds or trees. It is important to understand and point out the many things that can obstruct solar access to be able to work around or with it. Naturally there are some obstructions that are hard or impossible to work with, now there are many others that may be addressed. It is very important to point out that even though many solutions to this problem have worked in many other jurisdictions and/or cities that does not mean that they will work in other jurisdictions and/or cities, which is the case of Puerto Rico.

Access to sunlight means that one property can continue receiving sunlight across property lines without obstruction from landscaping or structures on a neighboring property [2]. We need to learn the many ordinances, easements, and laws that many states, cities, and jurisdictions have implemented so that we may implement the ones that fit best for Puerto Rico. Before mentioning examples and places where these have worked it is important to first know what and why they exist.

*Solar Right Statutes and Ordinances*

Solar right statutes and ordinances protect the rights of property owners to install solar energy systems [3]. Cities and counties are authorized to adopt ordinances for a variety of purposes. This typically includes the authority to prepare and enforce comprehensive plans, zoning

regulations and building codes and to adopt ordinances and resolutions necessary for the exercise of its powers [4].

Muller and the Solar Powering Your Community report provide some recommendations and tips regarding ordinances providing for the special permit process of the local government granting easements, which can address the following:

- What constitutes an impermissible interference with the right to direct sunlight granted by a solar access permit and how to regulate growing vegetation that may interfere with such right.
- Standards for the issuance of solar access permits, balancing the need of solar energy systems for direct sunlight with the right of neighboring property owners to the reasonable use of their property within other zoning restrictions.
- A process for issuance of solar access permits including, but not limited to, notification of affected neighboring property owners, opportunity for hearing, appeal process, and recordation of such permits on burdened and benefited property deeds.
- Revise local ordinances that pose unintended obstacles.
- Enforcement mechanisms, such as fees levied on parties who violate the terms of an easement.
- Require written solar easement agreements that adhere to the same recording and indexing requirements as those for other property interests.
- Conduct outreach and make an information center available to educate residents, business, and homeowner's associations about solar access and solar rights.

### *Solar Easements*

Solar easements are legal agreements that protect access to sunlight on a given property and can typically be transferred with the property title and do not terminate unless specified by the easement's conditions. [2]. They are necessary since U.S. courts have held that there is no common law right to sunlight. These are typically voluntary which means that it does not have any guarantees of an agreement with the neighbor. They require the property owner to be aware of the importance and availability of an easement, and have the time and money to work with a lawyer, neighbors, and the local government to develop and record the easement [3]. Other limitations and advantages that solar easements have can be shown in the Table 15 [5].



Table 15: Limitation and Advantages of Solar Easements

<b>Limitations</b>	<b>Advantages</b>
Neighbors have comparative advantage in negotiations.	Simplest and least cost to administer.
May need to negotiate with multiple neighbors.	Easily shaped to fit individual site requirements.
May add a “fuel cost” to solar collector system.	May protect from tree shading.
Transaction costs often high.	
Potential windfall to “burdened” landowner.	
Easement not always recorded by county land office.	
Ineffective in protecting areas for future installation of solar systems.	

Although these agreements are voluntary the local government can help create more proactive solar easement processes such as a solar access permit structure, which in turn may help alleviate the some limitations easements face as mentioned above. They can also set forth a degree of solar access protection by specifying certain setbacks in zoning ordinances (e.g. buildings are constructed far enough apart that they would be unlikely to shade neighboring roofs). A best practice that has been implemented in cities of Boulder, CO and Ashland, Oregon is the implementation of solar access permit schemes that involve granting easements; tie the solar permitting process to a process of creating a solar easement [2].

Another approach that may be used is to have a registration process which allows the solar owner to register its solar system with the local government, essentially putting their neighbors on notice that their solar system is in place. This, in essences, imposes a solar easement on the neighbor [4].

*Solar Right Laws*

Solar Laws provide protection for residential and businesses by limiting or prohibiting private restrictions (e.g., neighborhood covenants and bylaws, local government ordinances and building codes) on the installation of solar energy systems [6].

These legal provisions have been implemented in many states and jurisdictions, as mentioned before. In “Solar Powering Your Community: A Guide for Local Governments States” the reader can observe states that have implemented these legal provisions. A total of 38 states and the USVI have implemented laws, statutes, and/or ordinances. When implementing or creating them it is important to know that in some occasions, laws have led to legal actions and installation delays due to vague or absent provisions in them [2]. At the same time it is important to revise local ordinances and zoning codes since they may inadvertently restrict installation of solar energy systems [3].

Each of these legal provisions is important to ensure solar access. Each of them has an implementation strategy. In general, Solar Laws are implemented in order to ensure that no ordinance or statute prohibit the installation of solar systems. This is due to the fact that many ordinances address aesthetics which in turn may obstruct the installation of a solar system. But, at the same time ordinances and statutes may be created or amended in order to ensure solar access. If none of these are available in a certain jurisdiction or state, one may turn to a solar easement. These, as mentioned, have several limitations which can be reduced by help of ordinances and/or state laws. In the following section examples of these laws and ordinances are given to have a better idea of their implementation.

#### *Examples of Solar Access Laws, Ordinances, Statutes, and Easement Laws*

The States Advancing Solar web page gives us the major solar access laws in California that include [1]:

- California’s Government Code (65850.5) provides that subdivisions may include in their plans solar easements applicable to all plots within the subdivision.
- The Solar Shade Control Act encourages the use of trees and other natural shading except in cases where the shading may interfere with the use of active and passive solar systems. This act prohibits shading of solar collectors that result from tree growth occurring after a solar collector is installed. It states that no plant may be placed or allowed to grown such that it shades a collector more than 10% from 10 am to 2 pm. It does not apply to plants already in place or replacement of plants that die after the installation of the solar collectors. It does require trees already in place, but not yet shading the system, to be trimmed and maintained so

that they do not impact the system. A city or county may adopt an ordinance exempting its jurisdiction from the provisions of the act. Alternatively, some cities have passed ordinances that are more favorable to solar. In some cases, they require existing vegetation to be cleared to allow good solar access in at least some suitable place on a property.

- The Solar Rights Act (civil code section 714) prohibits local governments from restricting the installation of a solar energy systems based on aesthetics. It is the intent of this law that “local agencies not adopt ordinances that create unreasonable barriers to the installation of solar energy systems, including, but not limited to, design review for aesthetic purposes.” Local authorities shall approve applications through permit issuance and can only restrict solar installations based on health and safety reasons. The Act is intended to encourage installations by removing obstacles and minimizing permitting costs. Additional key provisions limit aesthetic solar restrictions to those that cost less than \$2,000 and limit a building official’s review of solar installations to only those items that relate to specific health and safety requirements or local, state and federal law.
- The Solar Rights Act of 1978 (civil code section 714) provides that homeowner associations must not place unreasonable restrictions on homeowners wishing to install solar energy systems.
- The Solar Easement Law (civil code sections 801 & 801.5) provides the opportunity to protect future solar access via a negotiated easement with neighboring property owners.

Kettles mentions many examples of Solar Access Laws and Ordinances in different states and cities [4]. He mentions the following:

#### City of Gainesville, Florida

- Allows the removal of regulated (i.e., protected) trees, where they will prevent the installation of solar energy equipment.

#### State of Hawaii

- Provides a very comprehensive list of instruments that are affected (covenant, declaration, bylaws, restriction, deed, lease, term, provision, condition, codicil, contract, or similar binding

agreement, however worded) declaring that no person shall be prevented by anyone from installing a solar energy device on any single-family residential dwelling or townhouse that the person owns, making any provision in any lease, instrument, or contract contrary to the intent of the law void and unenforceable.

- Also provides that every private entity (meaning community association) adopt rules for the placement of solar collectors: “The rules shall facilitate the placement of solar energy devices and shall not unduly or unreasonably restrict that placement so as to render the device more than twenty-five percent less efficient or to increase the cost of the device by more than fifteen percent.”
- Spells out the relative risks and responsibilities, when installing solar energy equipment on common property.

#### State of Massachusetts

- Provides for, among other things, a solar easement as well as a solar access permit.
- Voids restrictions against use of solar energy.
- Provides for solar access guidelines in subdivision regulation.
- Also provides for solar access in zoning ordinances, including the regulation of planting and trimming of vegetation on public property to protect solar access on public and private solar energy systems.

#### State of New Jersey

- While this law’s prohibition against deed restrictions that prohibit solar energy is fairly typical, it provides for enforcement of the law by the state’s Department of Community Affairs, which hopes to avoid the need for expensive litigation.

#### State of New Mexico

- Provides that a homeowner can record ownership of a solar energy system and allows the owner to establish a solar easement: “A solar right may be claimed by an owner of real property upon which a solar collector...has been placed. Once vested, the right shall be enforceable against any person who constructs or plans to construct any structure, in violation of the terms of the

Solar Rights Act...or the Solar Recordation Act... A solar right shall be considered an easement appurtenant, and a suit to enforce a solar right may be brought at law or in equity”.

#### City of Ashland, Oregon

- Establishes a procedure for a obtaining a solar access permit to protect a solar energy system from vegetation that would shade the collector.
- Provides for recording the easement.
- This detailed ordinance provides a level of protection that a voluntary solar easement does not. The procedures for obtaining the permit are comprehensive and protect the interests of all parties involved.

#### Virgin Islands

- Provides that deed restrictions (and other instruments) that prohibit the use of solar and wind energy are void and unenforceable.
- Also provides for a greater height restriction for solar and wind energy devices and provides for the dedication of solar easements as a condition of subdivision approval.

#### State of Wisconsin

- Provides local governments with the authority to enact an ordinance to require the trimming of vegetation that blocks solar energy equipment.
- Also, provides that restriction against the use of solar or wind energy are void.

#### *Zoning Considerations for a Future, Highly Solar PV Generation Scenario in Puerto Rico: Solar Siting Ordinances*

The development of new financing mechanisms, interconnection standards and online permitting applications has resulted in an evolution of the renewable energy sector in Puerto Rico. The University of Puerto Rico at Mayaguez (UPRM), in collaboration with the Puerto Rico Energy Affairs Administration (PREAA), is promoting a transformation in the energy sector of the island. Space availability is a strong constraint for solar PV systems as mentioned in [7]. In this publication, NREL concluded: “*The feasibility of PV systems installed on landfills*

is highly impacted by the available area for an array, solar resource, operating status, landfill cap status, distance to transmission lines, and distance to major roads.”

As a result, promoting the installation of solar PV systems on the rooftops of residential and commercial buildings, to some extent, eliminates such limitation. Furthermore, from a technical perspective, the spatial distribution of solar PV systems through the island diminishes the fluctuations caused by the variability of the solar resource as shown in Figure 52. Moreover, a recent study published by Perez et al., concluded that the power outage that occurred on August 14 in US and Canada could have been prevented with dispersed PV generation available at the moment [8]. Therefore, the reliability of the system could improve with a solar-based generation power system.

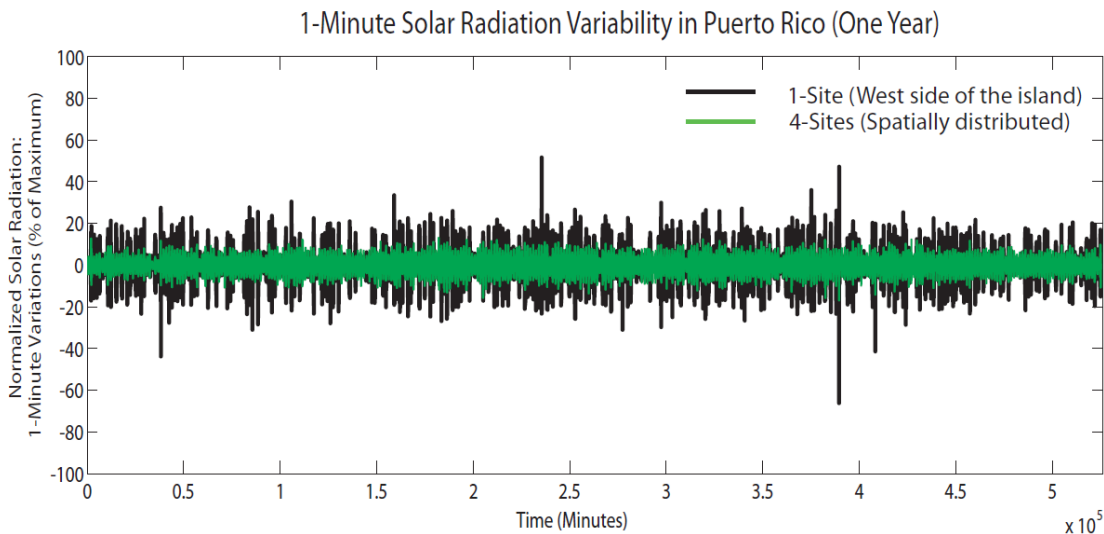


Figure 52: Effect of Spatially Distributing Solar PV Systems in PR

As the solar PV market grows as expected in Puerto Rico, new technical and non-technical issues will develop from a planning perspective [9]. These can be grouped into two main topics: zoning considerations, including architectural issues and construction/structural standards and secondly, siting considerations, which include technical factors such as the operational effects that distributed generation (DG) of solar PV systems can create on a power system. Both topics will be covered in this report with a strong emphasis in Puerto Rico.

First, a review of solar siting ordinances in the US and PR will be described. Secondly, some aspects of the architecture and structural concepts that must be taking into account when considering a solar siting ordinance will be also discussed.

#### *Solar Siting Ordinances in the US*

A review of the most relevant solar siting ordinances in the US can be found in [10]. Most of them focus on new developments of residential and commercial buildings. Although they do not specify a strict regulation, they do set a minimum percentage of houses that will have an east-west orientation. A description of several solar siting ordinances in the US are mentioned and briefly discussed. Also, an example of a current ordinance can be found in [11].

1. Clackamas (Oregon), County of. 2011. *Zoning and Development Ordinance*. Section 1017. Solar Access Ordinance for New Development.

Summary of key points: Solar access ordinance for new developments. It consists in dividing the land with the purpose of maximizing solar access to residential and commercial structures.

2. Dixon (California), City of. 2011. *Zoning Ordinance*. Section 12.19.21. Single Family Residential and Secondary Living Units Design Standards. Section 12.27. Energy and Water Conservation Regulations.

Summary of key points: “A single family dwelling should be designed and oriented on the lot to enhance its energy conservation features, including both passive and active solar systems.”

3. Laramie (Wyoming), City of. 2011. *Unified Development Code*. Chapter 15.14, Development Standards; Section 15.14.030.A, Solar Energy; Part 3, Solar Oriented Lots. Chapter 15.28, Definitions.

Summary of key points: “Solar energy collectors, storage tanks and equipment, roof ponds, or other solar equipment appurtenant to a solar energy system may exceed by *three feet* the maximum height limits established by this code.”

4. Oakridge (Oregon), City of. 2011. *Zoning Code*. Article 15, Sub-districts; Section 15.04(8), Planned Unit Development Sub-district. San Luis Obispo (California), City of. 2011. *Municipal Code*. Title 16. Subdivisions; Chapter 16.18, General Subdivision Design Standards; Section 16.18.160, Energy Conservation. Seattle, Wash.: Code Publishing Company, Inc.

Summary of key points: A very specific ordinance was found. It specifies that shadow patterns for shading structures such as buildings and trees between the hours of 9:30 and 2:30pm must be submitted to the City Administrator.

5. Santa Clara (California), County of. 2011. *County Code*. Division C12, Subdivisions and Land Development; Article IV, Requirements; Part 9, Solar Access for Subdivision Development. Tallahassee, Fla.: Municipal Code Corporation.

Summary of key points: It includes a specific ordinance for sunlight access. “The provision of direct sunlight to a south wall and/or south roof of a principal structure from 9:00 a.m. to 3:00 p.m. Pacific Standard Time on December 21 sufficient for the effective use of a solar energy system.”

#### *Solar Siting & Access Ordinances in Puerto Rico*

Dr. Ana J. Navarro, a collaborating partner of this project, found several laws related to sunlight access in Puerto Rico. Dr. Navarro participated in the September focus group, and sent us this important material. A review of these laws is presented.

#### § 1701. Object Legal Easements

Easements imposed by law. It concerns the public and individual interests.

HISTORY: - Civil Code, 1930, art. 485.

#### § 1702. Laws governing public utility easements

Everything concerning easements established for public or communal use shall be governed by special laws and regulations.

HISTORY: - Civil Code, 1930, art. 486.

#### § 1703. Laws governing easements on private interest

Easements imposed by law in the interest of individuals, or for privacy reasons, are governed by the provisions of this part, subjected to the provisions of the laws, regulations and local ordinances.

These easements may be modified by an agreement of stakeholders.

HISTORY: - Civil Code, 1930, art. 487.

#### § 1773. Windows and balconies

A homeowner cannot open a window with a direct view, balcony or other similar projections on the neighbor's property if the distance between the wall and the structure is greater than five feet.

Neither can be side or oblique views on the same property, if the distance is sixty (60) inches away.



HISTORY: - Civil Code, 1930, art. 518, June 16, 1953, No. 90, p. 315, sec. 1, eff. 90 days after June 16, 1953.

#### § 1775. Buildings separated by public streets

The provisions of sec. 1773 of this title do not apply to buildings separated by a public road.

HISTORY: - Civil Code, 1930, art. 520.

#### § 1776. Distance that can build when purchased right

When any title is acquired right to have direct views, balconies or bay windows on the adjacent property, the owner of the current estate cannot build less than two meters away, taking the measure as described in the sec. 1774 of this title.

HISTORY: - Civil Code, 1930, art. 521, June 16, 1953, No. 90, p. 315, sec. 1, eff. 90 days after June 16, 1953.

#### § 1803. Trees

Trees may not be planted near a property of a neighbor unless it is at a distance authorized by the ordinance.

HISTORY: - Civil Code, 1930, art. 527.

#### § 1804. Branches and tree roots

If the branches of some trees has been drawn on a piece of property, garden or yard neighbors, the owner of such right can claim to be cut if it extends over the property. If they are the roots of nearby trees which percolated in the soil of another, the owner of the land may cut the tree into his inheritance.

HISTORY: - Civil Code, 1930, art. 528.

#### § 1805. Special Trees

Existing trees in a hedgerow mediator are also presumed mediator, and any owner has the right to demand its demolition. Except trees that serve as markers, which cannot be trimmed unless there is an agreement between the neighbors.

HISTORY: - Civil Code, 1930, art. 529.

#### *Architectural Integration*

The Spanish Industry of Energy has published a guide for solar PV system installations in residential and commercial buildings [10]. It includes a comprehensive discussion of the

architectural and structural considerations for an optimum design. In their publication, they discuss the advantages and disadvantages of the three main types of solar PV system installations in the world. These designs are shown in Figure 53.

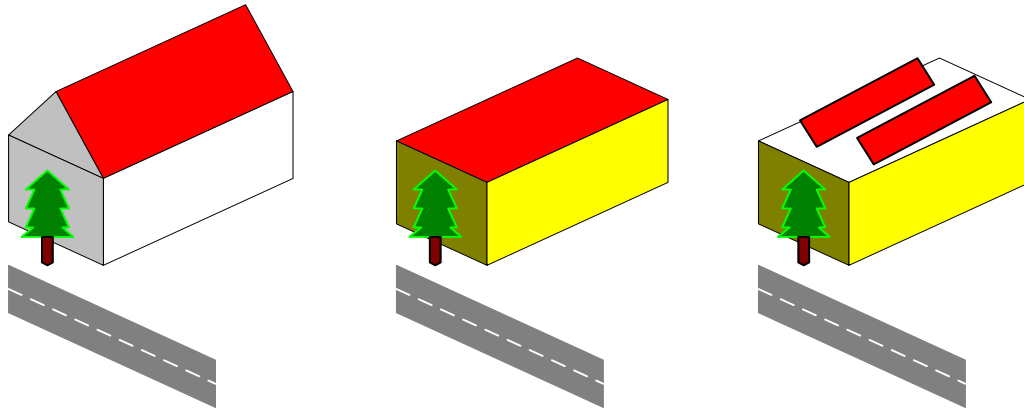


Figure 53: Common examples of photovoltaic integration applications.

#### Inclined Surfaces (First diagram of Figure 53)

Covers or pitched roofs are a very constructive solution to facilitate water drainage. This slope, always oriented at an angle to the south, can be used to design a PV system.

#### Flat Surfaces (Second diagram of Figure 53)

Flat roofs with minimum slope are also a very common. The photovoltaic modules are lifted by the structure, normally between  $20^\circ$  and  $30^\circ$ , to achieve maximum energy production. Maintenance is minimal.

#### *Solar Energy Zones*

In the path to reducing CO<sub>2</sub> emissions the U.S. has designated 285,000 acres of public land for solar development in Arizona, California, Colorado, Nevada, New Mexico, and Utah. The Department of the Interior has divided this area in 17 zones for utility-scale solar energy projects that combining all resources may total around 32,000 MW. An important aspect of these new zones is that they are supposed to simplify and speed up the approval process for renewable energy projects [13].

Besides designating these public lands, the document also excludes 79 million acres of federal land as being inappropriate for development and another 19 million acres as “variance” areas where the government would continue to decide solar projects case by case [14]. The

document responsible for assigning these zones is the culmination of two years of dialogue between regulators, environmentalists, industry advocates and the public at large [13].

These zones are specifically for utility-scale projects but one must pay attention of the efforts and collaborations made between different groups in order to fulfill everyone's needs. This should be even simpler here in Puerto Rico, since there is only one utility and the will to move towards solar energy, as seen in the recent summits held in Rincon and Caguas.

### *Solar Ready Building Design and Orientation*

This section is an overview of guidelines that may address specific site planning, building form, space planning, and roofing issues to be considered in the design of solar ready buildings. These guidelines were developed for the Twin Cities, Minnesota but should be viewed in order to prepare a similar one for Puerto Rico. The original document has plenty of information for all solar systems but only information regarding PV systems will be mentioned.

For site planning the document recommends to consider the size and orientation of the prospective building sites and the impacts of existing buildings and vegetation on solar access. To maintain these solar access in developing communities agreements or easements with neighboring property owners regarding heights of future buildings and landscaping should be developed. It is important to know that these buildings should minimize or eliminate the need of additional permits or reviews.

The building's roof is an area that should be well planned and organized in order to take full advantage of it. Both flat and angled roofs can accommodate solar panels [15]. In general, 100 – 150 sq. ft. of roof area is needed for 0.8 – 1kW of solar modules and should be arranged with solar access as a design criterion. The location should also be optimized in order to minimize the length of the electrical feeds to the inverter, electrical meter, and for the routing of the solar electric feed [16].

Another consideration is to design the location of the building and array in an area that neighboring building and maturing trees do not cast shadows on this area while at the same time should be oriented in a way it receives the maximum exposure to the sun (as seen in the figures adapted from NREL's Solar Ready Buildings Planning Guide below). Not all shading is the same, the time of day and the time of year can have a great impact on solar shading. This area should be free of obstructions, anything that may shade the area should be installed in the northern part of the roof, and its blueprints should provide specifications for leaving the area

open and unshaded. This area should be maximized in order to provide flexibility and ease of installation [16].

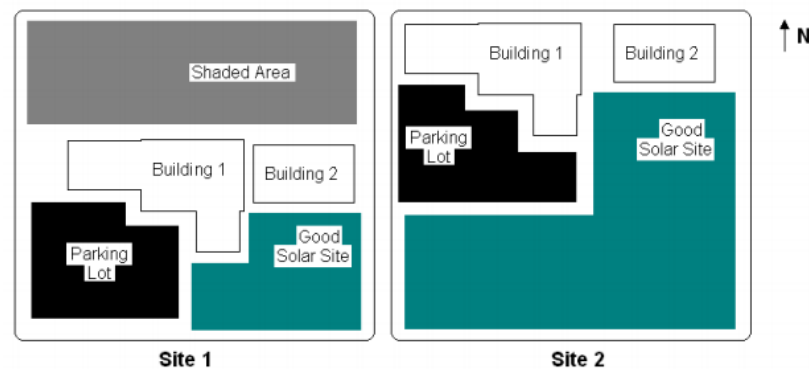


Figure 54: Usable Solar Areas

Finally the structure of the building should withstand the weight of the arrays and should account for the additional load wind can cause to the system. The mounting system of the arrays, in the case of flat roofs (most in Puerto Rico), may avoid roof penetrations, making pre-installed mounts irrelevant [16-17]. There are also products that integrate into the roof structure, such as solar shingles, which may be desirable in certain buildings, as on historic properties [15].

As of now California requires new buildings, residential and commercial, to be solar ready opening the possibility for many more buildings to run on solar and helping California's solar industry. Besides applying to new buildings, the standards would also be in force for major renovations and additions to existing buildings. According to Commission estimates these standards will reduce energy demand for homeowners 25%, commercial buildings 30%, and low rise multifamily buildings 14%. It will also eliminate the need for six, 500 megawatt modern natural gas power plants [18].

#### *Preferred PV Zones*

In the proposal we wrote: "A strategy to be studied is establishing preferred PV zones, where massive deployment of small PV systems can occur in ideal located, vulnerable or financially challenged communities. This deployment will require a creative combination of financing, third party ownership and education in order to improve the quality of life of the residents while supporting economic activity and Puerto Rico's incipient PV industry." In Puerto Rico, the total number of residential units is approximately 1,181,112, and the total number of industrial establishments is close to 46, 348 [19-20]. Also, in 2003, there was a total of 1,552 public school and 562 private school units [21-22]. Therefore, approximately more than 1.3 million of

rooftops are available for solar photovoltaic (PV) systems installations (government, universities and privately own buildings were not considered). As a result, solar PV systems can be deployed all over the island.

In Puerto Rico there is a sample of Preferred PV Zone established in Culebra and Vieques for the Green Energy Fund purposes. The Dollars per Watt allowed for proposed PV system is higher than the rest of the island. The idea of preferred zones was suggested to the team by Mr. Gerardo Cosme, PE a long-time PV installer and energy leader in Puerto Rico. Mr. Cosme has collaborated with our team since the proposal stage. He developed for our November planning and zoning focus group meeting the following ranking system to determine best PV suitable locations:

- ❑ Energy high demand occurs during daytime hours
- ❑ Utility infrastructure is robust
- ❑ Solar radiation resource is best
- ❑ Suitable roof space availability is high
- ❑ Expected of stable or growing load profile
- ❑ Chances or plans to change surrounding buildings heights are low or not expected for long time period
- ❑ Economically –strained communities
- ❑ Low small business density
- ❑ Entities that are high consumers (schools, hospitals, government offices, etc)
- ❑ Entities that has low or no revenues to pay electricity (public schools, government offices, etc.)

Several of these criteria will be individually analyzed in the following sub-sections.

#### *Energy High Demand Occurs During Daytime Hours*

The electrical power system of Puerto Rico consists of approximately 5,839 MW of generation capacity [23]. Typically, the aggregated electricity demand (including residential, commercial and industrial customers) peaks twice a day, at 12:00pm and at 8:00pm. As a stochastic process itself, electricity demand creates strong ramp events during the day, as shown in Figure 55.

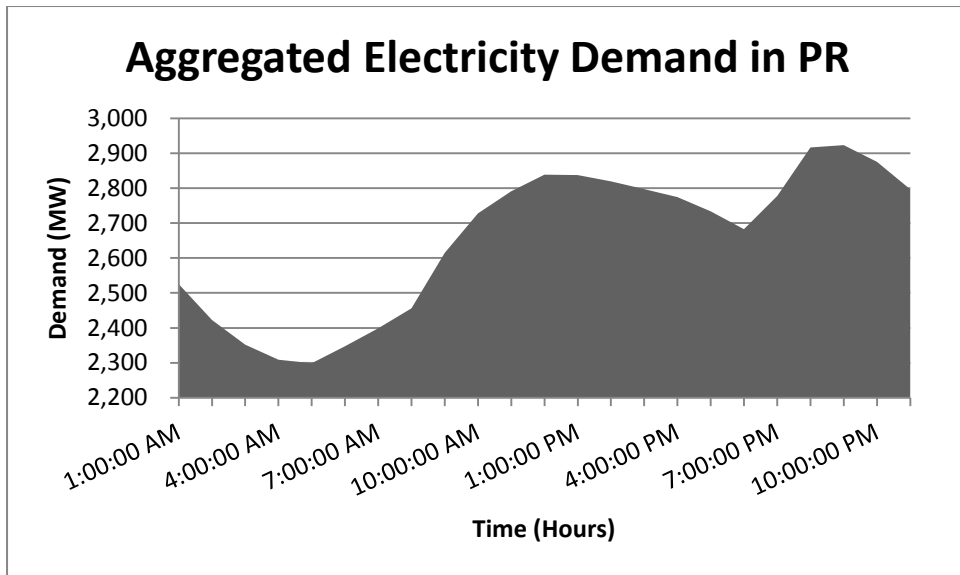


Figure 55: Aggregated Electricity Demand in Puerto Rico (Data provided by PREPA; 2011)

*Utility Infrastructure is Robust*

The robustness of a utility infrastructure can be determined, in general terms, by quantifying the ability of the network to support projected and unexpected variations. Figure 56 and 57 shows a comparison between Ramp Up and Ramp Down characteristics of the actual generation and at different percentages of solar PV integration.

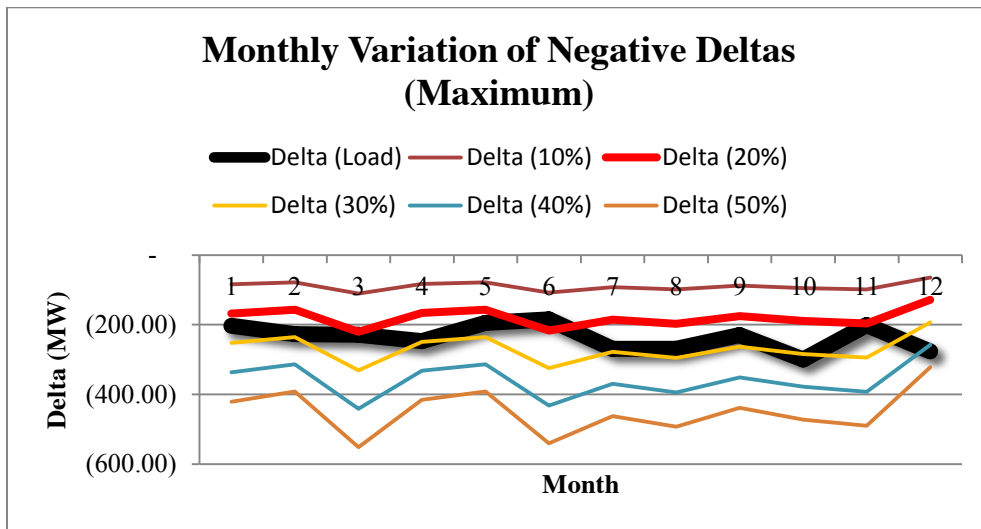


Figure 56: Ramp Down Hourly Load Following Requirements as a function of Installed PV Capacity

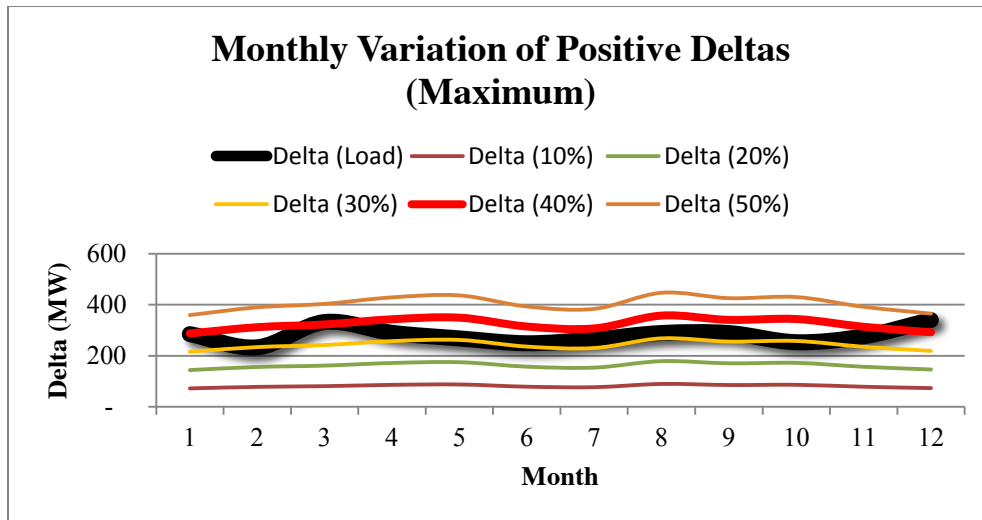


Figure 57: Ramp Up Hourly Load Following Requirements as a function of Installed PV Capacity

From the above figures, a maximum of 30% of solar PV installed capacity (1,200MW) produces 200-300MW hourly deltas. As the black curve (no PV) shows, this percentage still falls behind PREPA's current ramp requirements.

*Solar Radiation Resource is Best*

Puerto Rico receives enough solar radiation to supply approximately 115% of the energy consumed in the island. In [24], several conclusions regarding the solar resource of the island were presented. One of these is the following quote:

*“The least intrusive renewable energy resource technology considered in our study is solar photovoltaic. Contrary to other countries where photovoltaic farms are considered, in Puerto Rico photovoltaic roofs were the main focus of the study. We have selected this approach based on Puerto Rico's high population density and historic single family housing trends”*

A solar radiation map was developed for Puerto Rico (Figure 58). Although the map is a first attempt and can be improved, it is quite obvious that the greatest resource is at the south coast of the island.

Average Insolation in Puerto Rico, kWh/m<sup>2</sup> per year

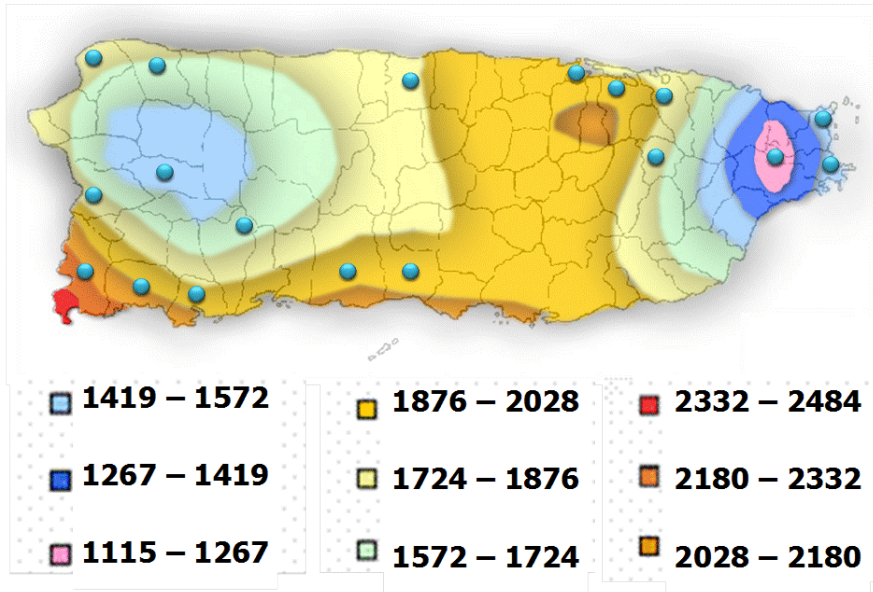


Figure 58: Solar Radiation Map of PR (Used with permission from [25])

*Suitable Roof Space Availability is High*

In [26], the most common types of roofing systems in modern construction were discussed. However, the greatest concern for rooftop solar PV systems is the obstacle that trees around the house can create. In [27], a table of the required area that must be covered by trees is presented. Table 16 shows a review of the percentage of covered area by zoning type.

Table 16: Percentage of Trees Cover

<b>Zone</b>	<b>Percentage Covered</b>
Residential (Low Density)	25%
Residential (Medium Density)	20%
Residential (High Density)	20%
Commercial (Office)	20%
Commercial (General)	15%
Industrial	20%
Commercial (Urban Zone)	10%
Institutions	25%
Touristic (Urban Zone)	20%



Touristic (Rural Zone)	30%
------------------------	-----

*Best Practices Regarding Planning and Zoning Standards that would create a Favorable Environment for PV Siting.*

In order to develop best practices regarding planning and zoning standards that would create a favorable environment for PV siting in Puerto Rico, an understanding of the geography and area classification of the island is required. Moreover, estimating the seasonal trajectory of the sun on an hourly basis will be key for the development of a local solar right law. This report includes a general description of such considerations.

*General Characteristics of the Island*

The country of Puerto Rico, located in the Caribbean, is a 3,515 square miles island (approximately 100 miles E-W and 35 N-S) with a tropical climate with a nearly constant solar radiation throughout the entire year. Geographically, it consists of central mountains, hills, mountain sides, and low areas within the mountains. Typically, the land use of the island is classified into three main groups: rural, urban and suburban.

Most urban and suburban areas are located all over across the island. As a result, massive developments of solar PV communities can be achieved in residential and commercial rooftops. However, the effect of shading around the proposed solar communities must be evaluated, as it provides a better estimation of the PV system's performance and subsequently, preferable zones. Moreover, it can be used to determine minimum distances, maximum heights and orientation angles for the development of a local solar right act. The following section includes a general description of key solar geometry concepts. Subsequently, a solar path chart for Puerto Rico will be presented. Finally, an example of shading requirements will be presented.

*Solar Radiation: Components and Geometry Considerations*

The solar radiation can be defined as the radiant power emitted from the sun that spreads out in a surface perpendicular to the direction of propagation [29]. The World Radiation Center states that the maximum theoretical solar radiation intensity at the outer surface of the earth's atmosphere is 1,367 W/m<sup>2</sup>, and it is normally refer to as the solar constant G<sub>sc</sub>.

The intensity of solar radiation available at the earth surface is mainly influenced by five factors: weather, landscape, time of the day, geographic location and season. The seasonal variation of the solar radiation is a direct result of the Earth's elliptical orbit [30]. Sites located close to the Northern hemisphere are exposed to stronger solar radiation during the summer as the surface is facing the sun directly. The opposite effect takes place during the winter. Figure 59 shows the diurnal and seasonal variations of the solar radiation for sites located in the northern hemisphere.

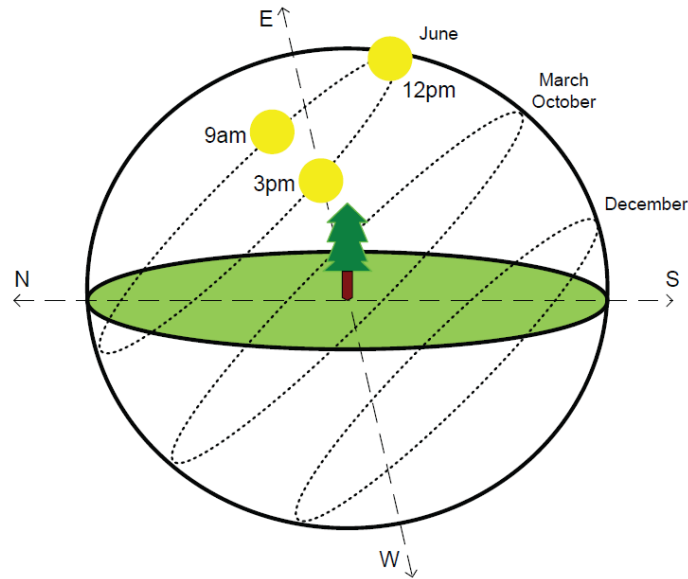


Figure 59: Seasonal and Diurnal Variations of the Solar Radiation

From a fixed reference point at the earth's surface, the sun follows a different diurnal path through the year. During the summer, the time difference between sunrise and sunset is greater than during the winter, as a result of longer exposition to solar radiation. The opposite is true through the winter, as less exposition to solar radiation results in shorter periods of sunlight.

### *Geometrical Considerations*

Solar radiation can be divided into six main components as a result of the interaction with the atmosphere. These are: beam, diffuse, scattered, absorbed and reflected solar radiation as shown in Figure 60. At the earth surface, only the beam and diffuse components are useful for electricity generation as the scattered, absorbed and reflected components does not reaches the earth surface. The vectorial sum of the beam and diffuse components is known as the global horizontal radiation  $G_0$ .

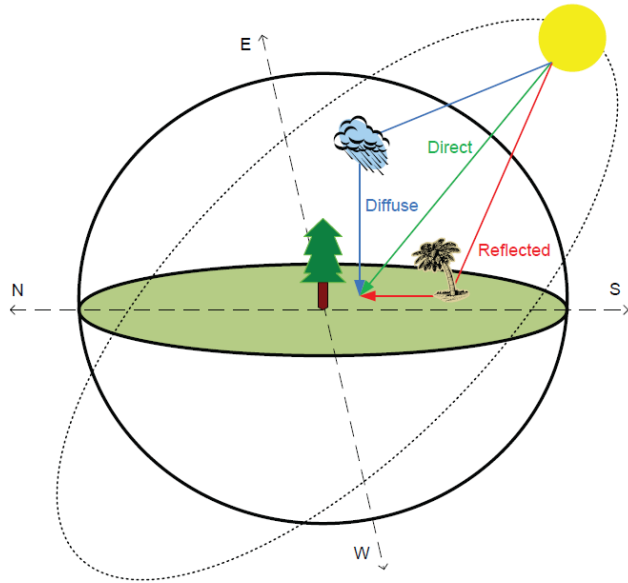


Figure 60: Solar Radiation Components

In order to quantify the solar radiation available at the earth's surface, a general understanding of the solar trajectory is necessary. The location of the sun, referenced from a fixed object on the earth's surface, is determined by the solar altitude  $h_s$  and solar azimuth  $s$  as shown in Figure 61. The solar altitude is defined as the angle between the horizontal plane and the sun. It varies from 0-90 degrees.

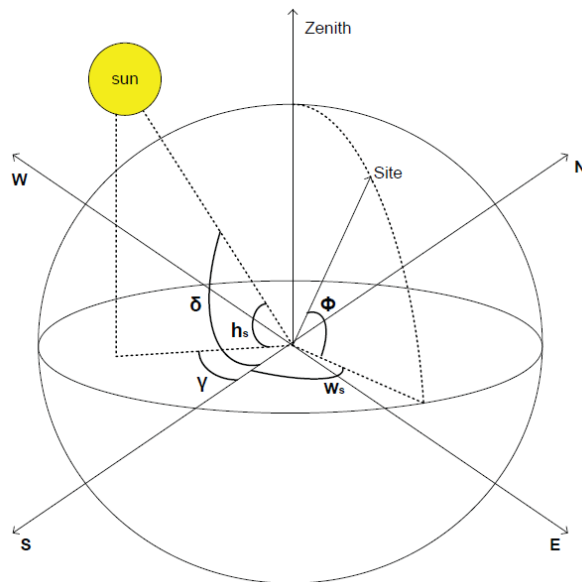


Figure 61: Solar Angles

Accordingly, the solar azimuth angle is defined as the angle between the projection of the horizontal plane and the south, it is typically assumed positive in the clockwise direction. Horizontally, the position of the sun can be determined by the solar azimuth angle. The application of these concepts will be discussed in the following section.

### *Sun Position Chart of Puerto Rico*

In order to estimate the effect of shading objects on a solar PV array, a sun position chart must be created for a specific location [31]. A sun path chart is a graphical representation of the sun's altitude and azimuth angles over a given period of time, for specified latitudes. They can be used to determine the sun's position in the sky, at any time of the year. These are the basis for evaluating the effects of shadings on a PV array [32].

A sun path chart was developed for the island of Puerto Rico (18° latitude) and it is shown in Figure 62. Using an excel sheet downloaded from the NOAA website [33], the hourly variation of the altitude angle, on a monthly basis, was calculated.

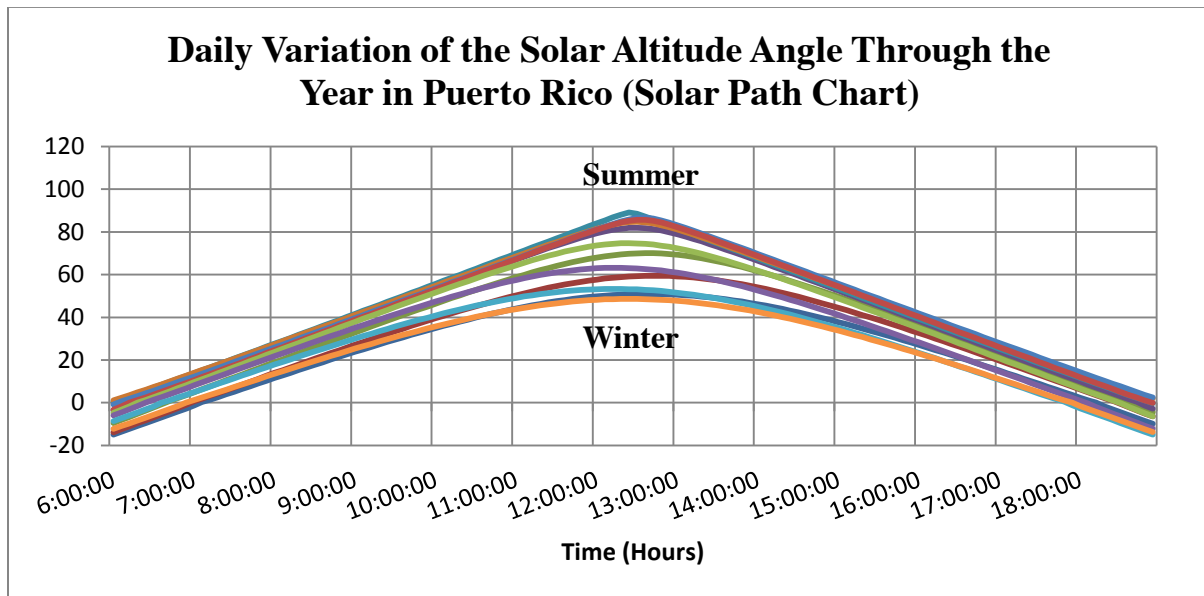


Figure 62: Solar Path Chart for Puerto Rico (At 18 degrees Latitude)

A more sophisticated sun chart can be created using the software developed by the University of Oregon, available at [34]. Figure 63 shows the specific sun chart for San Juan, Puerto Rico.

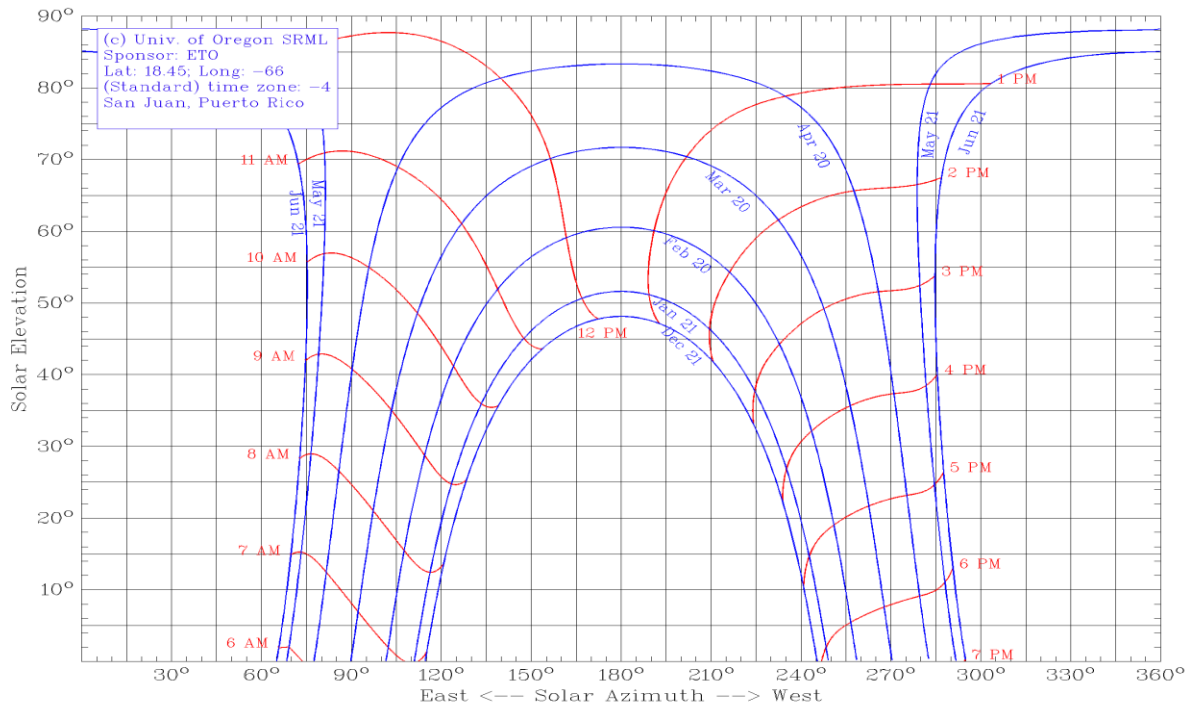


Figure 63: Sun Chart for San Juan, PR

As already mentioned in the Planning and Zoning Report (previously submitted), two types of shading/obstructing problems that apply to PV systems exist: (1) shading of a collector by objects such as buildings and trees and (2) shading of a collector by adjacent collectors. The effect of both shading problems on the performance and economics of solar PV systems can be quantified by developing a solar position chart.

### *Shading Requirements in California*

In [35], the impact of shadings on solar PV systems in California is discussed. A minimal shading factor is required as shown in Figure 64. Also, in this publication, the “cost of shading” was approximated and it was concluded that each 10% shading reduces solar PV production by \$26/kW/yr.

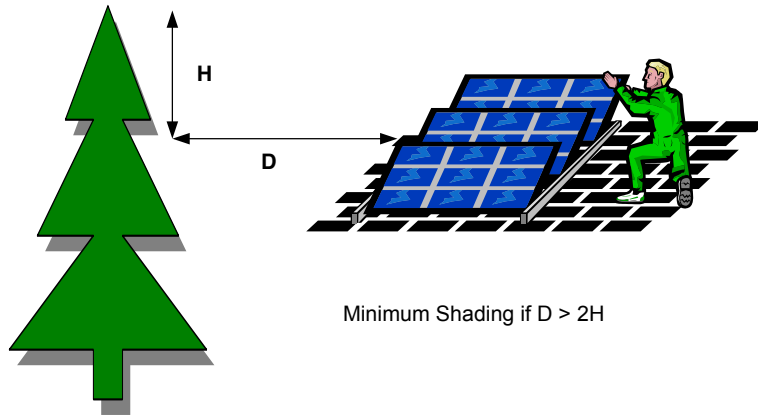


Figure 64: Minimal Shading Factor in California (adapted from [35])

Where  $D$  is the distance to closest point on the array and  $H$  is the height above the array. They defined two parameters for determining the minimum height and orientation angle. The  $D/H$  ratio greater than 2 is required for solar PV rooftop installations. Also, a minimum elevation angle of  $\Phi = \tan^{-1}(H/D)$  is also required.

Also, in this publication, the “cost of shading” was approximated and it is shown in Figure 65. Horizontal axis represents the percentage of shading on the solar PV array.

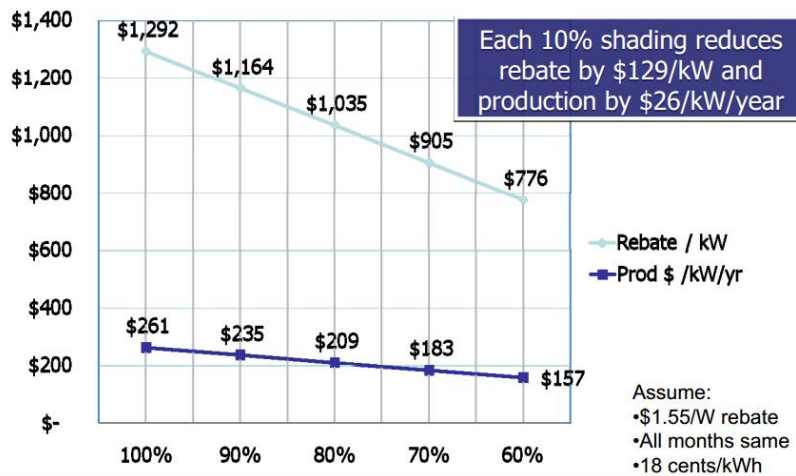


Figure 65: Cost of Shading in California

Several planning and zoning considerations for the development of solar communities in Puerto Rico were discussed. Although most of the island’s land area is mountainous, the majority of the urban and suburban zones are spatially distributed across the coast, where forestry shading is minimal. However, obstacles such as high buildings could be an issue when considering a massive development of solar communities. As a result, a minimum requirement

such as the one from California must be calculated for urban and suburban areas in Puerto Rico. The development of solar path charts can be used for the long term planning and zoning of solar communities in Puerto Rico.

#### *A Must for Construction Codes and Guidelines for PV Ready Buildings*

During December 2012 we worked on developing best practices for PV friendly construction. Home designers should have in mind that a PV system will be installed in the roof of the house they are designing and constructing. Shading is likely to have the largest impact on overall PV system performance. Two evaluations should be done in order to ensure full sunlight on the system. One should be done during the design phase and the other should be during the installation of the equipment to ensure that there are no shading issues that were not considered. As a rule of thumb any potential shading structure should be twice as far away from the PV array as its height. Many products exist for these evaluations such as The Solar Pathfinder, The Solmetric SunEye, and many others.

Other issues that should go hand in hand with PV ready constructions are the orientation and site planning of the unit. In Puerto Rico (and the Northern Hemisphere) the roof should have enough area facing south for these PV systems. The roof area should have about 100 sq. ft. for each kilowatt of system capacity for crystalline technologies and 175 sq. ft. for each kilowatt of thin film PV products. Now, the orientation does not have to be due south (it may not be easy for a whole neighborhood to be able to have an unobstructed view due south), even at 60 degrees of due south at least 90% of energy is still available and at 90 degrees at least 80% of the energy is still available (in the contiguous US). There is also an advantage when facing due west, at least for utilities, which is that the peak hours are mostly during the afternoon, when the sun is facing west. With this in mind, many new neighborhoods could be planned in coordination with PREPA to help with the peak hours [36].

Windows and their orientation may also be of value when designing PV ready units since they may add energy efficiency to the building, and thus reducing thermal load and electricity bills due to room cooling. Many windows are designed to prevent heat from passing through it, to block heat caused by sunlight, and to minimize air leakage through them. Along with window overhangs should be incorporated in order to provide appropriate shading throughout the year [36]. Since the sun in PR does not change angle as much as in the states the overhangs might block sunlight in winter too (which is not a big problem for PR since it is relatively warm during

this time). Even though these do not have a direct impact to solar rooftop PV installation they are important to incorporate in the design in order to have a fully energy efficient building.

Below is a list of best practices for builders and installers provided by Building America [36]:

#### Builder Best Practice

- Conduct site assessments to ensure that solar energy will not be obstructed.
- Keep solar collectors and arrays close to the roof line. Avoid placement too close to the peak or the eaves.
- Take into account the climate and orientation in selecting windows.
- Free web-based software exists for designing overhangs. Add overhangs to your design for protection from rain and sunlight.
- Design communities and landscaping to avoid shading solar equipment.
- Save native trees to encourage cooling while avoiding shade on solar equipment.
- Consider adding the shading analysis sun chart to your homeowner's manuals.

#### Installer Best Practices

- Conduct site evaluations of shading to ensure that communities have viable solar exposure.
- Help builders assess the economics and performance of solar installations by using models to analyze performance.
- Ensure unobstructed solar exposure before choosing locations for – or installing – solar collectors or arrays.
- Provide copies of site assessments to builders, including sun charts. These materials may be used for marketing or may be passed on to home purchasers.

#### *Solar Panels in Historic Properties*

Rising energy costs, financial incentives of solar energy systems, among other reasons are moving people to invest in PV systems. In many cases the buildings are part of a historic district or the building itself is historic. Installation of these systems on these buildings may often be tricky since many jurisdictions have regulatory limitations and strict interpretations of historic standards which may prevent adoption of solar technologies [37]. To prevent this from



happening policies should be well articulated in order to embrace the PV systems while at the same time protect historic resources.

The following list provides some guidelines to follow for the installation of PV systems in Historic buildings and districts and is provided by *Implementing Solar PV Projects in Historic Buildings and in Historic Districts* [38]:

1. Locate solar panels that respect the building's historic sitting, locating the solar panel arrays in an inconspicuous location.
2. Locate solar panels in approved new constructions.
3. Locate solar panels on non-historic buildings and additions of historic buildings.
4. Place solar panels in areas that minimize their visibility from a public thoroughfare.
5. Avoid solutions that would require or result in the removal or permanent alteration of historic fabric.
6. Avoid installations that would result in the permanent loss of significant, character-defining features of historic resources.
7. Solar panels should be mounted no higher than a few inches above the roofing surface and should not be visible above the roofline of a primary façade.
8. Set solar panels back from the edge.
9. Ensure that solar panels, support structures and conduits blend into the resource. This may be done by color matching the historic resource and minimizing reflectivity.

*Pilot Project for Preferred PV Zone: Paseo Gautier Benitez-Caguas, Puerto Rico*

The final small group meeting on planning and zoning which were held on January 24<sup>th</sup> and 31<sup>st</sup> 2013 in Mayaguez and San Juan. During January we met with City of Caguas' officials to fine-tune the idea of merging the preferred PV zones concept with current efforts to foster economic development in the historic city center. This task was completed in February with integration of minor recommendations from the final small group meetings held during January.

The City of Caguas, located in the central-east part of Puerto Rico, is currently planning the redesign of a highly commercial street, known as "Paseo Gautier Benitez". High electricity prices together with old and inefficient buildings are among the problems faced by local commercial and residential habitants. One of the objectives of the Planning Committee is to

convert the area into a solar community. In this report, the viability of installing 100 kW solar PV systems on the rooftops located in both sides of the street will be evaluated.

## Methodology

A structural description of the buildings located in the community was provided by the Planning committee of Caguas and it is shown in Figure 66.

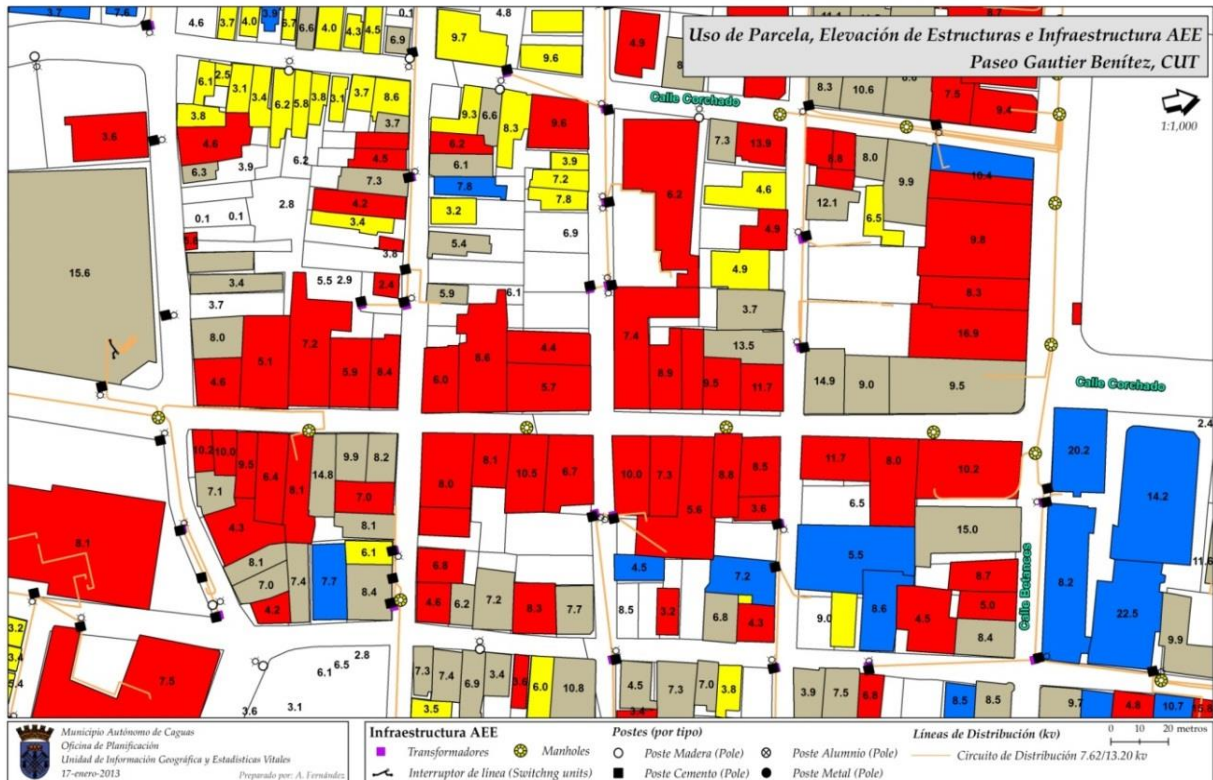


Figure 66: Building Heights (meters). Used with permission and as a courtesy of the City of Caguas.

With the above information it is possible to quantify the effect of shading on the proposed solar PV systems. The software Meteorom was used for the development of synthetic global radiation, considering the shading obstacles. Furthermore, the System Advisor Model (SAM) was used for the economic evaluation of the proposed solar PV community. In general, the methodology can be divided into three main groups as shown in Figure 67.

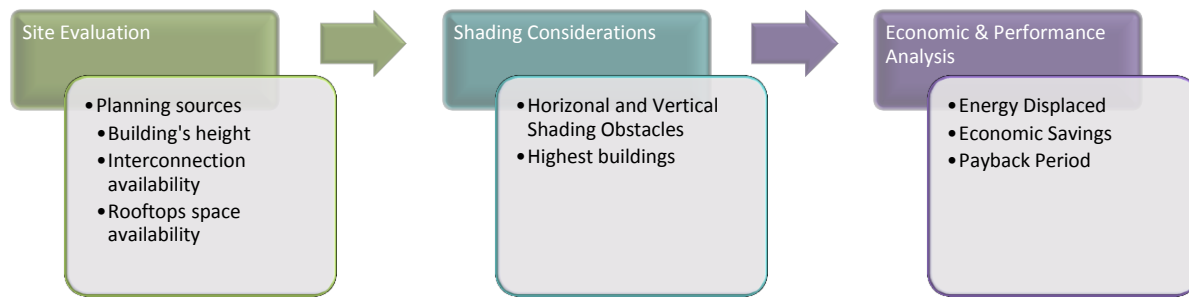


Figure 67: Methodology

### Site Evaluation

For purposes of simplifying the analysis, a reference site was selected for the shading calculations. We identified the tallest two buildings in the nearby community (for shading calculation purposes).

### Shading Considerations

The topography of the site must be also considered for the shading analysis. As the solar PV system will be oriented to the south, the topographic obstacles from the East and West directions are of great interest. We did a rough topographic study of Caguas using Google Earth including the height of the terrain as a function of distance (from the East). A horizontal view from the West side of the reference point (tallest two buildings) was also used and a higher topographic elevation obstacle is observed when considering the West side (sunset hours).

### Development of Solar Radiation Profile in Caguas, PR

The software Meteonorm was used for the development of the solar radiation time series. The software provides the option of including shading obstacles in the simulation. Figure 68 shows the horizontal view (due south; represented by 180 degrees) of Caguas.

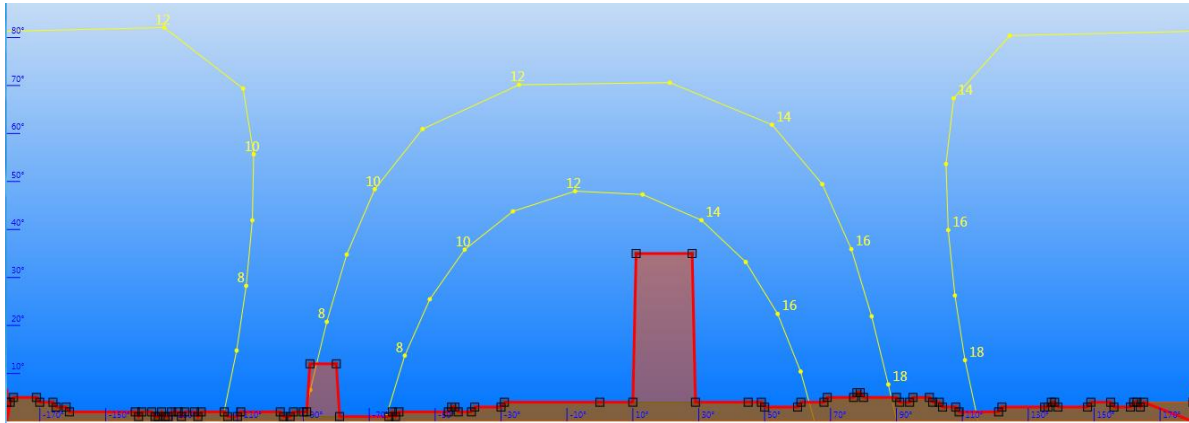


Figure 68: Horizon for Caguas, PR

After running the simulation, a new solar radiation time series was developed. From the selected point of reference, the highest building (40 degrees) will not cause any shading (not even during the winter, were the solar path is lower). However, there is one building that will create partial shading during the summer. The resulted monthly variation of the global solar radiation in Caguas, considering shadings 68.

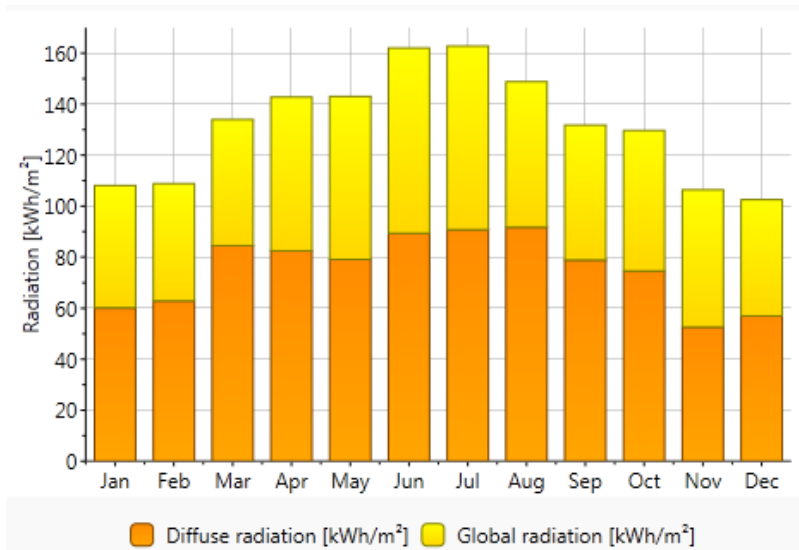


Figure 69: Temporal Variation of solar radiation in Caguas

### Simulation Results

The Levelized Cost of Energy (LCOE) quantifies the value of the solar energy in the market. Figure 70 shows the resulted LCOE for Caguas as a function of installed capacity cost (\$/kW). Assuming: 30% down payment, 20 years, 5.25% interest, 1% degradation.

From a siting perspective, the “Gautier Benitez” street does not have significant topographic and/or structural obstacles that will create a shading problem. Economically, the development of a solar PV community in the area will depend on the financing mechanism used. For example, when considering a solar community financing the upfront cost, the LCOE will be 0.2 \$/kWh (approximately, \$.07/kWh less than the actual utility average cost). As a result, developing a Solar Community in Caguas PR is feasible from a technical and economical perspective.

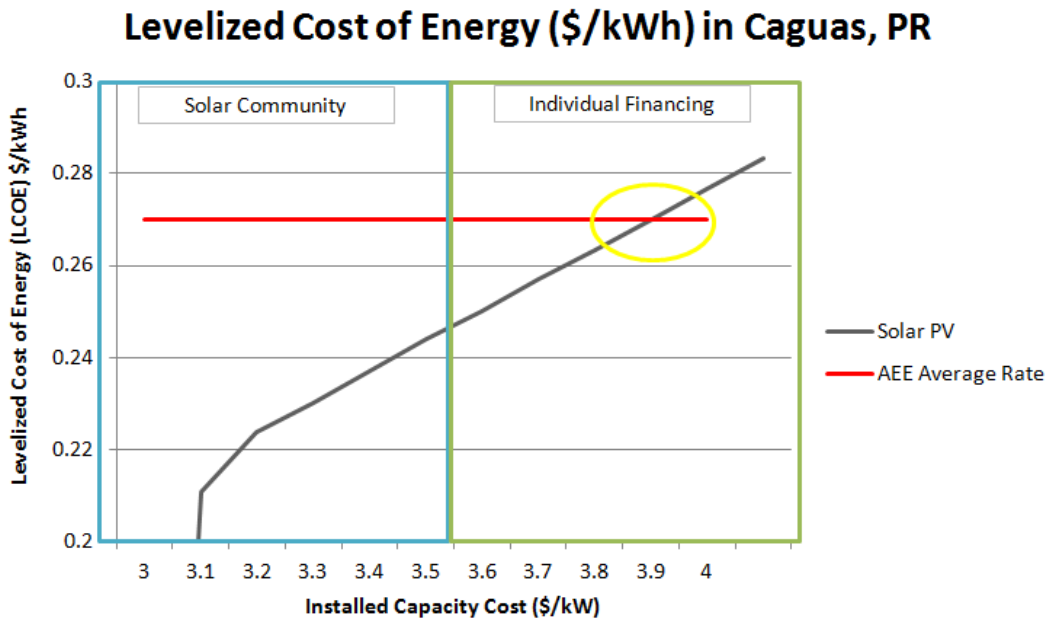


Figure 70: LCOE in Caguas

**References for the Planning and Zoning Section**

[1] Clean Energy Group, "States Advancing Solar," [Online]. Available: <http://www.statesadvancingsolar.org/policies/policy-and-regulations/solar-access-laws>. [Accessed October 2012].

[2] "Solar Powering Your Community: A Guide for Local Governments," Department of Energy, 2011.

[3] H. Muller, "Solar Access: Recommendations for the City and County of Denver," US Department of Energy Solar Energy Technologies Program, 2009.

- [4] C. M. Kettles, "A Comprehensive Review of Solar Access Law in the United States: Suggested Standards for a Model Statue and Ordinance," Solar American Board of Codes and Standards, 2008.
- [5] K. Rappe, "Protecting Solar Energy Systems from Shading: Solar Access Policy Options for Seattle and Washington," Seattle, 2009.
- [6] North Carolina State University, "DSIRE SOLAR," [Online]. Available: <http://www.dsireusa.org/solar/solarpolicyguide/?id=19>. [Accessed October 2012].
- [7] Salasovich, J.; Mosey, G. (2011), "Feasibility Study of Solar Photovoltaics on Landfills in Puerto Rico (Second Study). A Study sponsored by the U.S. Department of Energy Weatherization and Intergovernmental Program Technical Assistance Project on behalf of the Puerto Rico Environmental Quality Board.", NREL, NTIS/GPO Number: 1023100
- [8] Perez, R.; Herig, C.; Letendre, S.; Hoff, T.; Williams, J. G.; Margolis, R. M. (2004), "Distributed PV Solutions for Power Outages: Case Study of the August 14th 2003 Northeast Power Blackout.", Proceedings of the World Renewable Energy Congress VIII (WREC 2004), 29 August--3 September 2004, Denver, Colorado.
- [9] Industria, Energía y Minas Consejería de Economía y Hacienda Comunidad de Madrid y la Fundación de la Energía de la Comunidad de Madrid (2009), "Guía de Integración Fotovoltaica", DG de Industria, Energía y Minas, M-22.465-2009.
- [10] Clackamas County Zoning and Development Ordinance (2005), "Solar Siting Ordinances", <http://www.planning.org/pas/infopackets/open/pdf/30part4.pdf>
- [11] Minnesota Pollution Control Agency, "Solar Energy Standards", Model Ordinances <http://greenstep.pca.state.mn.us/modelOrdinances.cfm>,
- [12] Campbell, Becky, et al., "Ask the Utility Webinar: Working with your Local Municipal Utility". *ICLEI Local Governments for Sustainability USA*. [Online] November 16, 2012. [Cited: November 16, 2012.] <http://www.icleiusa.org/action-center/learn-from-others/ask-the-utility-working-with-your-local-municipal-utility>.
- [13] Leone, Steve. Renewable Energy World. [Online] October 15, 2012. <http://www.renewableenergyworld.com/rea/news/article/2012/10/western-solar-zones-to-streamline-development-on-public-lands>.

- [14] Belsie, Laurent. The Christian Science Monitor. [Online] October 14, 2012.  
<http://www.csmonitor.com/Environment/Energy-Voices/2012/1014/Renewable-energy-US-takes-new-tack-with-solar-energy-zones>.
- [15] Madisun Solar Energy Program. *City of Madison*. [Online] April 2011.  
<http://www.cityofmadison.com/Sustainability/City/madiSUN/documents/SolarPVGuide.pdf>.
- [16] Lunning Wende Associates, Inc. . Solar Ready Building Design Guidelines. *Minnesota Government web site*. [Online] September 2010. <http://mn.gov/commerce/energy/images/Solar-Ready-Building.pdf>.
- [17] Lisell, L., Tetreault, T. and Watson, A. NREL Solar Ready Buildings Planning Guide. *National Renewable Energy Laboratory*. [Online] December 2009.  
<http://www.nrel.gov/docs/fy10osti/46078.pdf>.
- [18] Solar-Ready Roofs Standard for New California Buildings. *Sustainable Business*. [Online] June 1, 2012. <http://www.sustainablebusiness.com/index.cfm/go/news.display/id/23744>.
- [19] Census of Puerto Rico. Table 1319: Selected social, demographic and housing characteristics in Puerto Rico 2009. Online Available:  
<http://www.census.gov/compendia/statab/2012/tables/12s1320.pdf>
- [20] Census of Puerto Rico. Table 1322: Puerto Rico-Economic Summary by Industry 2008. Online Available: <http://www.census.gov/compendia/statab/2012/tables/12s1321.pdf>
- [21] Education Bug. Puerto Rico Public Schools Statistics. Online Available: <http://puerto-rico.educationbug.org/public-schools/>
- [22] Enciclopedia de Puerto Rico, Education Chronology, Online Available:  
<http://www.encyclopediapr.org/ing/article.cfm?ref=08011801&page=3>
- [23] URS Corporation. “Thirty Eight Annual Report of PREPA”, submitted to US. Bank Trust Association (Bond Trustee), 2011.
- [24] Irizarry A., O’neill E., Collucci J., “Achievable Renewable Energy Targets for Puerto Rico”, Puerto Rico’s Energy Affairs Administration, Under contract number 2008-132009, October 2007 thru November 2008.
- [25] Irizarry, A., “Electricidad Sostenible: Opciones de Aplicación Inmediata para Puerto Rico”, ACEER, Available online: [http://aceer.uprm.edu/pdfs/pres\\_airizarry\\_28nov07.pdf](http://aceer.uprm.edu/pdfs/pres_airizarry_28nov07.pdf)
- [26] Deck, J., et. al., “Investigating and Promoting Extensively Natured, Green Urban Rooftops in Puerto Rico”, 2005.

- [27] Junta de Planificación y Departamento de Recursos Naturales y Ambientales, “Reglamento de Siembra, Corte y Forestación para Puerto Rico”, Reglamento de Planificación Num.25), 1996.
- [28] Ecology and Society, “Maps of Puerto Rico”, Online Available:  
<http://www.ecologyandsociety.org/vol13/iss2/art1/figure1.html>
- [29] John A. Duffie and William A. Beckman. Solar engineering of thermal processes / John A. Duffie, William A. Beckman. Wiley, New York :, 2nd ed. edition, 1991.
- [30] Daryl Myers Steve Wilcox Manajit Sengupta Ray George Craig Turchi Tom Stoffel, Dave Renn. Concentrating solar power best practices handbook for the collection and use of solar resource data. Technical-Report NREL/TP- 550-47465, NREL, 2010. Online Available:  
<http://www.nrel.gov/docs/fy10osti/47465.pdf>.
- [31] Vignola, F., “Using Sun Path Charts to Estimate the Effect of Shading on PV Arrays”, University of Oregon. Online Available:  
<http://solardat.uoregon.edu/download/Papers/UsingSunPathChartstoEstimatetheEffectofShadingonPVArrays.pdf>
- [32] Brooks, W., Dunlop, J., “Photovoltaic Installer Resource Guide”, NABCEP, 2012. Online Available: <http://www.nabcep.org/wp-content/uploads/2012/08/NABCEP-PV-Installer-Resource-Guide-August-2012-v.5.3.pdf>
- [33] NOAA. “Solar Position Calculator”, Online Available:  
<http://www.esrl.noaa.gov/gmd/grad/solcalc/calcdetails.html>
- [34] Martinuzzi, S.; Gould, W.A.; Ramos Gonzalez, O.M.; Quinones, M.; Jimenez, M.E. 2008. Urban and rural land use in Puerto Rico. Research Map IITF-RMAP-01.
- [35] Solmetric Corporation, “Shade Measurements for California Solar Rebates”, Go Solar California, Online Available:  
[http://www.californiasolarcenter.org/pdfs/forum/2009/20090129\\_SolarForum\\_SB1ShadingAnalysis\\_WMacDonald-SolMetric.pdf](http://www.californiasolarcenter.org/pdfs/forum/2009/20090129_SolarForum_SB1ShadingAnalysis_WMacDonald-SolMetric.pdf)
- [36] Baechler, Michael C., et al., et al. *Building America Best Practices for High-Performance Home Technologies: Solar Thermal & Photovoltaic Systems*. s.l.: U.S. Department of Energy, 2007.
- [37] Kooles, Kimberly, Frey, Patrice and Miller, Julia. *Installing Solar Panels on Historic Buildings: A Survey of the Regulator Environment*. s.l.: U.S. Department of Energy, 2012.



[38] Kandt, A., et al., et al. *Implementing Solar PV Projects on Historic Buildings and in Historic Districts*. Golden, Colorado : National Renewable Energy Laboratory, 2011.

### **SOPO Task 6.0 Project Management and Reporting**

These tasks included: Planning meetings of UPRM researchers to discuss project tasks, responsibilities and timeline. Meetings with administrative personnel from IRISE, and personnel from UPRM R&D Center to deal with accounting issues and other project activities. Writing and answering emails within UPRM and with PREAA. Conference calls within UPRM, with PREAA and DOE. Webinars with DOE and other relevant entities. Reporting and working with project financial issues (purchasing, billing, etc). A key task was the coordination and organization of all stakeholder engagement activities and meetings.

The UPRM team expresses its gratitude to the Administrative Support team from IRISE: Maribel Feliciano, Evelyn Guzman and Soliris Maldonado. This project would not have been possible without their constant support. We also thank the project's Webmaster Luis Lugo for his diligence in addressing our requests.

### **SOPO Task 7.0 Market Assessment**

We completed a final Market Assessment and input the data into the US DOE/NREL Solar Metrics Rooftop Solar Challenge Database (See Appendix X). The Market Assessment was completed by the last day of the project year and reflected demonstrable improvements in market conditions.

Independent industry verification of these results was sought. This verification was in the form of a letter signed by representatives from at least 2 companies in the residential PV business and at least 2 companies in the commercial PV business representing a significant portion of PV sales in the participating jurisdictions. These support letters by representatives from local PV industry were secured (See Appendix XI). Although the Puerto Rico project did not achieve the 800-point mark, it is important to remember that our proposal was designed following the original two-phase FOA for the Rooftop Challenge Project. The first phase was the development of the recommendations and initial steps for implementation. The second phase was where the full implementation of the recommendations would have been carried out. As the second phase

was eliminated, the Puerto Rico project's first phase was in disadvantage with regards to the 800-point metrics.

Notwithstanding the proposal's original structure, the results from the Puerto Rico project have been received with great enthusiasm from energy stakeholders. The Team is confident of the impact of our project in Puerto Rico's rooftop PV market, as described in the concluding remarks.

### **Concluding Remarks for the Project**

On February 13, 2013, the UPRM team completed all technical tasks related to the Puerto Rico Rooftop PV project. We completed all the tasks for the project as described in the modified timeline, even with the leadership change that occurred at the Puerto Rico Energy Affairs Administration. We are confident that the project's recommendations will continue impacting the Rooftop PV Market since the new leadership at the Puerto Rico Energy Affairs Administration (PREAA) is fully committed to this work, as was the previous PREAA's Directors. PREAA's new Executive Director, Jose Maeso, PE was an active participant of the Puerto Rico Project, and co-founder of the "Puerto Rico Solar" PV Community. Furthermore, the project's PI (Dr. O'Neill) has been including part of the project's recommendations in his work as Senior Advisor to the Governor of Puerto Rico on Energy. That ensures continuity of the efforts beyond the project's end. Project's final accomplishments include the installation of the software in a server of the Puerto Rico Industrial Development Corporation (PRIDCO), the completion of the last small group meetings during January (planning and zoning) and a last large group meeting held in Rincon on February 6<sup>th</sup>, 2013 (about 70 participants).

Project accomplishments include the success of the Second PV Summit, with one part held in Rincon (140 participants) and the other in Caguas (151 participants). That Summit marked the beginning of the PV Community: Puerto Rico Solar. There will be two regions for Puerto Rico Solar: Western Region (coordinated by Efraín O'Neill from UPR-Mayaguez and Ernesto Rivera engineer, president ACONER) and Eastern Region (coordinated by Fernando Abruña Architect, UPR professor; and Jose Maeso, engineer, public policy expert from the Puerto Rico Energy Center). PREAA's Executive Director as well as the Governor's Main Advisor in Energy are using the project's recommendations as reference to streamline permitting for rooftop PV systems and in energy policy discussions.

Important lessons learned have been distinguishing the aspirational nature of best practices vs. the practical considerations needed to take into account in working towards those best practices. Establishing near term objectives is thus very important for the project. Those near term goals include the clarification of gray areas that exist in various rules and regulations related to rooftop PV processes and standards. MS Sharepoint is currently used at the three main government agencies relevant to rooftop PV systems, and thus was selected as a tool for the web-based work. We successfully engaged PV stakeholders, which in part allowed us to successfully combine the processes and standards work of the project.

Other important lessons learned include the large support that our recommendations have regarding changes to technical interconnection requirements. For example, there is a window of opportunity to drop the external disconnect requirement, at least for residential systems. There is also great interest from cooperative financial institutions in the Western side of Puerto Rico in developing new financial mechanisms for rooftop PV systems. Insurance companies already have good coverage for PV systems to support those financing instruments. One Cooperative Financial Institution began offering a product motivated in great extent by their participation in our project.

UPRM will collaborate with Mr. Maeso from PREAA in taking all project recommendations and turning them into concrete actions to improve the Rooftop PV Market in Puerto Rico. Some of the follow-up actions that will use project's recommendations but are beyond the SOPO or the project are:

- Coordinate changes with OGPe and PREPA required changes.
- Update net metering law.
- Simplify presentation and promote the recommendations on local media (radio, tv, cities).
- Include the Project recommendations in revisions made by the Planning Board.

***6. Cost Status. Show approved budget by budget period and actual costs incurred. If cost sharing is required, break out by DOE share, recipient share, and total costs. .***

As established in the proposal, UPRM cost share was provided through the academic release time of three researchers (O'Neill, Irizarry and Ortiz). Academic release only occurs during regular semesters (January-May; August-December). UPRM completed its cost share contribution as originally proposed at the end of the Fall Semester (December 2012).

**7. Schedule Status. List milestones, anticipated completion dates and actual completion dates. If you submitted a project management plan with your application, you must use this plan to report schedule and budget variance. You may use your own project management system to provide this information.**

Table 17: Project Schedule and Milestones (based on modified schedule in Section 9)

SOPO Task #	Task Title	Performer	Planned Completion Date	%Completion to date	Progress Notes
1.0	Stakeholder Engagement	PREAA & UPRM	January 24 <sup>th</sup> and 31 <sup>st</sup>	100%	Last small group meetings held in January (planning and zoning). Final large stakeholder meeting on February 6 <sup>th</sup> (Western PR)
2.0	Development of web-based system to improve permitting and interconnection processes	PREAA & UPRM	January 2013	100%	Implementation at a government server was completed in February 2013.
3.0	Evaluate and improve net metering and interconnection standards by surveying Standards and establish best practices.	PREAA & UPRM	Completed	100%	
4.0	Develop and/or improve financing mechanisms by providing new financing options other than self-financing	PREAA & UPRM	Completed	100%	
5.0	Develop and make available best practices regarding planning and zoning standards that would create a favorable environment for PV	PREAA & UPRM	February 2013	100%	

	siting.				
6.0	Market Assessment	PREAA & UPRM	February 2013	100%	

***8. Any changes in approach or aims and reasons for change. Remember significant changes to the objectives and scope require prior approval by the contracting officer.***

No changes in approach or aims of the project during this period.

***9. Actual or anticipated problems or delays and actions taken or planned to resolve them.***

Negotiations for the PREAA-UPRM contract took longer than expected. Actual work began on May 1, 2012. On May 14, 2012 the Puerto Rico Team presented their plan to catch up during a conference call with DOE officers Rose Marie Holsing and Joshua Huneycutt. Table 18 presents the new timeline approved by DOE. The Puerto Rico team implemented a plan to catch up with the original timeline by July 2012. This includes the combination of the processes and standards work and the creation of focus groups, stakeholder working groups that have proven extremely helpful to speed up the work and assist the Puerto Rico team in refining some areas of the work.

Table 18: Modified Timeline for the Project with starting date May 1, 2012

<b>Activity</b>	<b>Start Date</b>	<b>No. of days for completion</b>
Project Kick-off	5/1/2012	14
Stakeholder engagement: First PV Summit	5/1/2012	14
Web-based system	5/1/2012	148
Net metering and interconnection standards	5/1/2012	170
Stakeholder engagement: Second PV Summit	9/29/2012	14
Financing mechanisms	5/1/2012	151
Planning & zoning	9/15/2012	130
Final analysis and reporting	2/13/2013	16
Quarterly reviews, Reporting	--	--
Stakeholder engagement: Bi-monthly meeting	7/30/2012	5
Stakeholder engagement: Bi-monthly meeting	10/29/2012	5

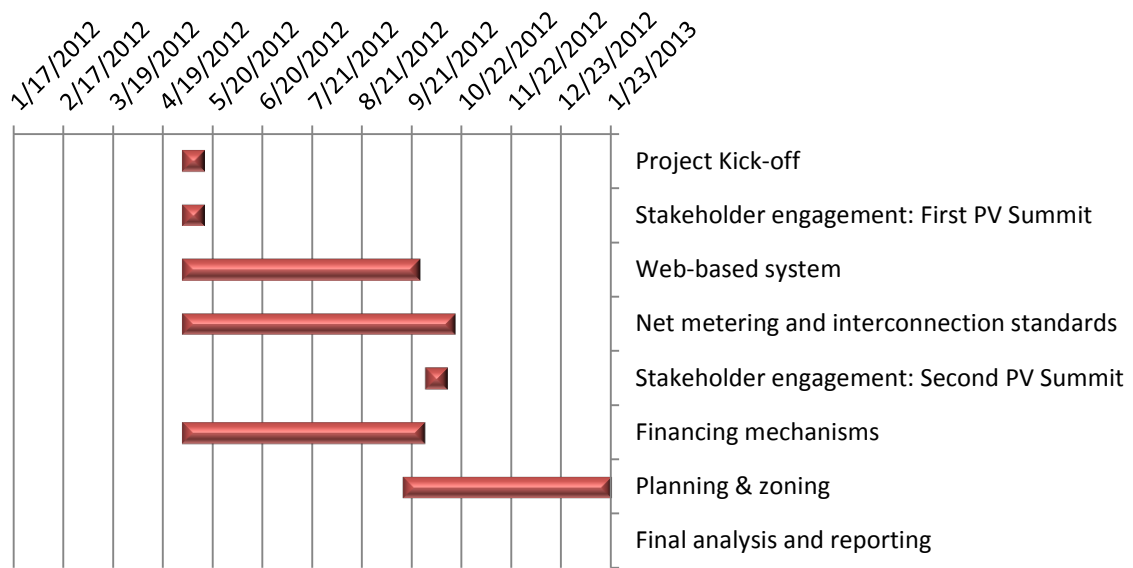


Figure 71: Modified Gantt Chart for the Project (project ends as originally proposed)

**10. Any absence or changes of key personnel or changes in consortium/teaming arrangement.**

Mr. Luis Bernal and Mrs. Damarys Gonzalez left the Puerto Rico Energy Affairs Administration during the project. These changes did not affect in any way the project since Mariely Aviles, Esq. had been working in the project and was able to continue the administrative tasks. Also, Mr. Juan C. Diaz as Interim PREAA Director helped in keeping the project going since he was well acquainted with the project. These changes did not affect the technical work of this project performed at UPRM, and thus did not represent any problem to the achievement of project technical goals. Jose Maeso, PE began working as new Executive Director of the PREAA in February 2013. Mr. Maeso is fully committed to the recommendations of the project since he was an active participant of the Puerto Rico Project, and co-founder of the “Puerto Rico Solar” PV Community. That helped to successfully complete the project and in the close out activities.

11. A description of any product produced or technology transfer activities accomplished during this reporting period, such as:

- A. Publications (list journal name, volume, issue); conference papers; or other public releases Attach or send copies of public releases to the DOE Program Manager identified in Block 15 of the Assistance Agreement Cover Page.
- B. Web site or other Internet sites that reflect the results of this project.
- C. Networks or collaborations fostered.
- D. Technologies/Techniques
- E. Inventions/Patent Applications.
- F. Other products, such as data or databases, physical collections, audio or video, software or netware, models, educational aid or curricula, instruments or equipment.

A. Powerpoint Presentations during Focus Group and Small Group Meetings:

- A. Powerpoint Presentations during Kick-off activities (May 2<sup>nd</sup> and May 8<sup>th</sup>), focus group presentations (May 30-31, June 19-20).
- 
- Small group meetings on processes and standards
    - July 12<sup>th</sup>, 2012, Mayaguez; July 13<sup>th</sup>, 2012, PREAA
  - Focus group meetings on financing
    - July 18<sup>th</sup>, 2012, August 28<sup>th</sup>, 2012, Mayaguez
    - July 19<sup>th</sup>, 2012, PREAA
  - Small group meetings on financing
    - September 24<sup>th</sup>, 2012, Mayaguez; September 25<sup>th</sup>, 2012, PREAA
  - Focus group meetings on planning and zoning
    - September 18<sup>th</sup>, 2012, Mayaguez; September 19<sup>th</sup>, 2012, PREAA
  - Small group meetings on processes and standards
    - July 12<sup>th</sup>, 2012, Mayaguez; July 13<sup>th</sup>, 2012, PREAA
  - Focus group meetings on financing
    - July 18<sup>th</sup>, 2012, August 28<sup>th</sup>, 2012, Mayaguez
    - July 19<sup>th</sup>, 2012, PREAA
  - Small group meetings on financing
    - September 24<sup>th</sup>, 2012, Mayaguez; September 25<sup>th</sup>, 2012, PREAA
  - Focus group meetings on planning and zoning
    - September 18<sup>th</sup>, 2012, Mayaguez; September 19<sup>th</sup>, 2012, PREAA



- PV Summits of October 18<sup>th</sup> (Rincon) and October 31<sup>st</sup> (Caguas)
- Small group meetings on planning and zoning
  - January 24<sup>th</sup> and 31<sup>st</sup> 2013, Mayaguez and PREAA
- Large group meeting presentation (Rincon), Feb. 6, 2013
- Brochure with general information (Appendix V).
- Book with general information on PV Systems and the project's recommendation (some printed copies, but available from the project's website).
- Graduate class presentation, March 2013, INEL 6025 UPRM (Dr. Agustin Irizarry)
- Radio program on PV systems and financing (Armando Irizarry), March 2013.
- Presentation to the PR State Society of Professional Engineers, March 2013.
- Presentation to the PR Electrical Contractors Association, April 2013.

Slides available in the project's website.

TV Interview for UPRM's program "Foro Colegial" December 2012.

<http://www.uprm.edu/portada/article.php?id=2405>

<http://www.youtube.com/watch?v=xWtMLjDhbfY>

NREL's Spot on Awardee (see Appendix IV)

B. Project Website: <http://prsolar.ece.uprm.edu>

C. The focus group meetings have allowed the Puerto Rico team to reach out to diverse PV stakeholder groups. This has been extremely helpful not only in disseminating the project ideas but also in getting active participation and collaboration in the project.

F. On-line system for PV permitting in Puerto Rico uploaded to a server of the Puerto Rico Industrial Development Corporation (PRIDCO).

---

***Special Status Report***

The recipient must report the following events by email as soon as possible after they occur:

1. Developments that have a significant favorable impact on the project.
2. Problems, delays, or adverse conditions which materially impair the recipient's ability to meet the objectives of the award or which may require DOE to respond to questions relating to such events from the public. The recipient must report any of the following incidents and include the anticipated impact and remedial action to be taken to correct or resolve the problems/condition:
  - a. Any single fatality or injuries requiring hospitalization of five or more individuals
  - b. Any significant environmental permit violation.

- c. Any verbal or written Notice of Violation of any Environmental, Safety, and Health statutes.
- d. Any incident which causes a significant process or hazard control system failure.
- e. Any event which is anticipated to cause a significant schedule slippage or cost increase.
- f. Any damage to Government-owned equipment valued in excess of \$50,000
- g. Any other incident that has the potential for high visibility in the media.

**Nothing to Report on “Special Status Report”**

## Appendix I: Comparison of Net Metering Practices in Puerto Rico, Hawaii, and Delaware

Net Metering			
	Puerto Rico	Hawaii	Delaware
	B ( ,B)	B (C,B)	A (B,A)
Eligible Renewable/ Other Technologies:	Photovoltaic, Wind, “Other Sources” of Renewable Energy	Photovoltaic, Wind, Biomass, Hydroelectric, Small Hydroelectric	Photovoltaic, Wind, Biomass, Hydroelectric, Anaerobic Digestion, Small Hydroelectric, Fuel Cells
Applicable Sectors:	Commercial, Industrial, Residential, Nonprofit, Schools, Multi-Family Residential, Agricultural, Institutional	Commercial, Residential, Local Government, State Government, Fed, Government	Commercial, Industrial, Residential, Nonprofit, Schools, Local government, State Government, Fed. Government, Agricultural, Institutional
Applicable Utilities:	PREPA	All utilities	All utilities
System Capacity Limit:	1 MW for non-residential; 25 kW for residential	100 kW for HECO, MECO, HELCO customers; 50 kW for KIUC customers	DP&L: 2 MW for non-residential DP&L customers; 500 kW non-residential DEC and municipal utility customers; 25 kW for all residential customers; 100 kW for all farm customers on residential rates
Aggregate Capacity Limit:	No limit specified	3% of utility’s peak demand for HELCO and MECO; 1% of utility’s peak demand for KIUC and HECO	5% of peak demand (utilities may increase limit)
Net Excess Generation:	Credited to customer’s next bill at utility’s retail rate (with certain limitations); excess reconciled at end of 12-month billing cycle	Credited to customer’s next bill at retail rate; granted to utility at end of 12-month billing cycle	Credited to customer’s next bill at retail rate; indefinite rollover permitted but customer may request payment at the energy supply rate at the end of an annualized period.

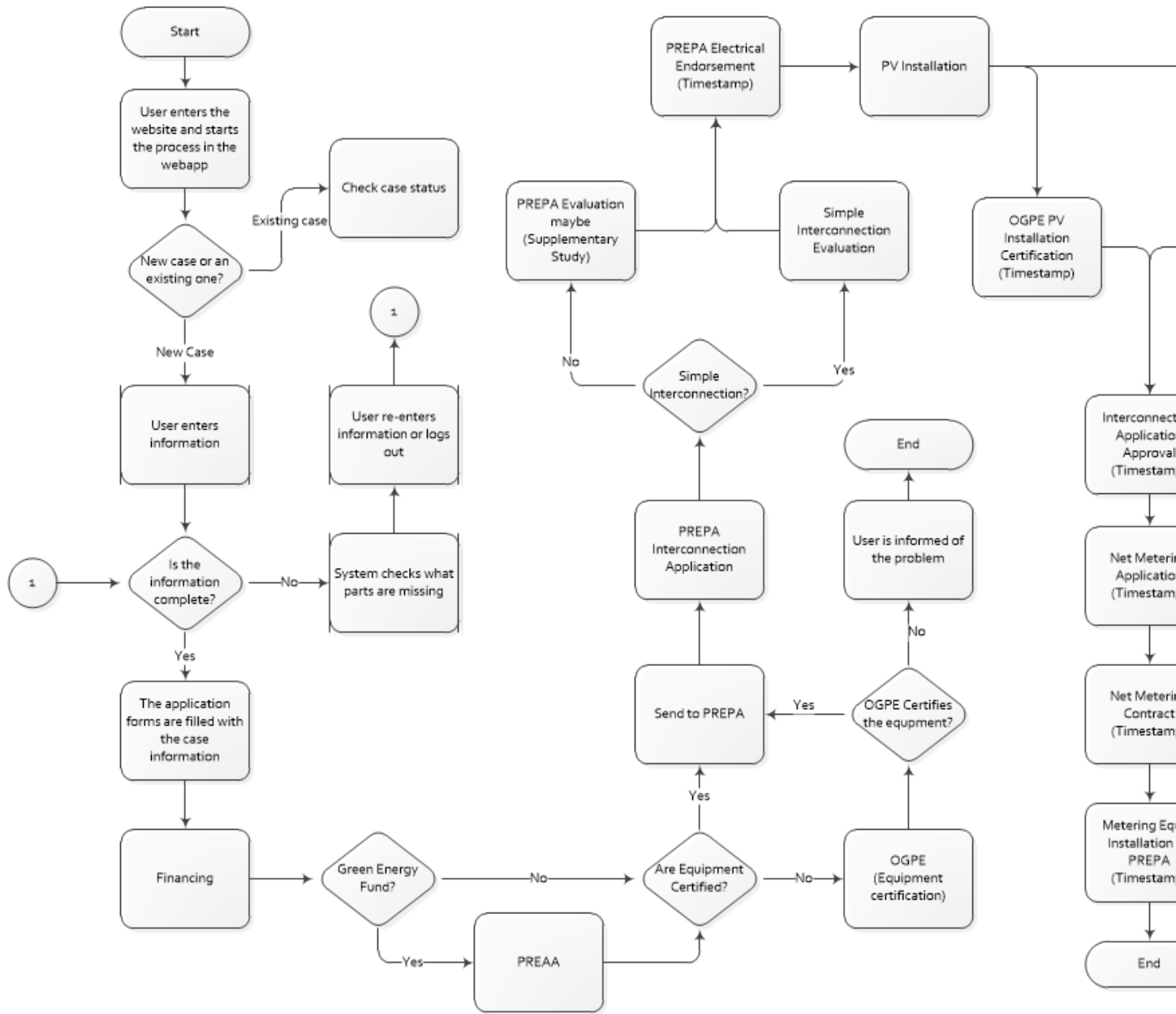
REC Ownership:	Not addressed	Not addressed	Customer retains ownership of RECs associated with electricity produced and consumed by the customer
Meter Aggregation:	Not addressed	Not addressed	Not addressed
Recommendations:	<ul style="list-style-type: none"> <li>» Remove system size limitations to allow customers to meet all on-site energy needs.</li> <li>» Allow customers to retain all RECs associated with generation.</li> </ul>	<ul style="list-style-type: none"> <li>» Remove system size limitations to allow customers to meet all on-site energy needs</li> <li>» Increase capacity to at least 5% of a utility's peak</li> </ul>	<ul style="list-style-type: none"> <li>» Allow net metering for third parties using the PPA model</li> </ul>

## Appendix II: Comparison of Interconnection Practices in Puerto Rico, Hawaii, and Delaware

Interconnection			
	Puerto Rico	Hawaii	Delaware <i>(Previous evaluations)</i>
	F(,F)	F(F,F)	A (D,F)
Eligible Renewable/Other Technologies:	Photovoltaic, Wind, "Other Sources" of Renewable Energy	Solar Thermal Electric, PV, Landfill Gas, Wind, Biomass, Hydro, Geothermal, Fuel Cells, CHP/Cogen, Micro-turbines, Other DGs	Solar Thermal Electric, PV, Wind, Biomass, Hydroelectric, Anaerobic Digestion, Fuel Cells, Other DGs
Applicable Sectors:	Commercial, industrial, Residential, Nonprofit, Schools, Multi-Family Residential, Agricultural, Institutional	Commercial, Industrial, Residential, Nonprofit, School, State Government, Fed, Government	Commercial, Industrial, Residential, Nonprofit, Schools, Local Government, State Government, Fed, Government, Agricultural, Institutional
Applicable Utilities:	PREPA	Investor-owned utilities	All Utilities (only Delmarva Power is subject to commission rules)
System Capacity Limit:	No Limit specified	No limit specified	10 MW <i>(2MW)</i>
Standard Agreement:	Yes	Yes	Yes
Insurance Requirements:	Vary by system size and/or type; levels established by PREPA	Amount not specified	"Additional" liability insurance not required for systems that meet certain technical standards
External Disconnect Switch:	Required	Required	Required for systems larger than 25 kW
Net Metering Required:	No	No	No <i>(Yes)</i>

<p>Recommendations:</p>	<p>» The territory should adopt IREC's model interconnection procedures.</p>	<p>»Remove requirements for redundant external disconnect switch          »Prohibit requirements for additional insurance</p>	<p>»None          ( » Remove requirements for redundant external disconnect switch for larger systems          » Expand interconnection to cover all utilities (i.e., munis and co-ops)          » Further delineate tiers to accommodate different levels of complexity among system types and sizes)</p>
-------------------------	--	---	--

**Appendix III: Workflow for On-line System**



## Appendix IV NREL's Awardee Spotlight



### *Rooftop Solar Challenge Successes—Puerto Rico*

## **Puerto Rico's Stakeholders Participate in the Rooftop Solar Challenge**

---

For better communication with all the residents of the island territory, the leaders of Puerto Rico's Rooftop Solar Challenge (RSC) created a photovoltaic (PV) community managed through a Western section and an Eastern section. That way, more Puerto Ricans could take an active part in exploring ways to reduce barriers, and lower costs for residential and small commercial rooftop solar systems.

RSC organizers recognized that stakeholder engagement is a major component of the Challenge in Puerto Rico. As such, they reached out to the community at various levels, from focus groups with a dozen or more people, to larger PV summits drawing more than 100 persons apiece. Three major summits were held in Rincon (October and February) and Caguas (October), plus two Green Energy Business Conferences entitled "The Solar Challenge", were held in Arecibo (November) and Mayaguez (September), to introduce the challenge to large audiences representing industry, related professions, and the community. These large meetings were so successful that organizers now believe that even more of these conferences would be very beneficial.

The results of these engagements are already being seen through follow-up activities. The project has positively influenced the revision of interconnection requirements and overall permitting for rooftop PV projects. For example, and partially in response to the RSC project outreach, the local utility company expanded capacity of net-metered systems to 5 megawatts. Further, efforts to develop companies and partnerships to implement third-party ownership of PV systems have started.

The ripple effect is happening in financing, too. An improved PV financing mechanism is being designed by a number of cooperatives in Western Puerto Rico. For example, one cooperative expects to begin offering its financing product in March 2013, and its executives acknowledge participation in our focus and small group meetings were essential in developing the product. Also, because of the RSC efforts new ideas are taking root on the island. The City of Caguas volunteered for a pilot project in which the "Preferred PV zones" suggested in the Puerto Rican project would be merged with the city's geographic information system (GIS) planning tool to identify rooftop PV opportunities in the historic downtown area to support economic development in the area. This could have an especially big impact among small businesses.

The solar-related awareness spreading over the territory won't stop there. Organizers believe that most of the strategies are replicable elsewhere. They used many references and adapted those to the Puerto Rican context. However the general guidelines behind the recommendations are easily exportable. The project's final report will present the project's results and recommendations. This document will have all the information and background needed to understand why the Puerto



Rican group pursued specific paths, and will help readers determine if the experience is similar and helpful for their context.

Learn more about this project at the <http://prsolar.ece.uprm.edu/>


This project is funded by the [Rooftop Solar Challenge](#) program under the U.S. Department of Energy [SunShot Initiative](#).





## Appendix V

### Project Educational Brochure for Dissemination and General Outreach (Spanish)



DEPARTAMENTO DE  
DESARROLLO  
ECONÓMICO Y  
COMERCIO  
GOBIERNO DE PUERTO RICO

Universidad de Puerto Rico, Recinto de Mayagüez (UPRM)  
Administración de Ahorros Energéticos (AAE)  
PuertoRicoSolar2012@uprm.edu  
<http://prsolar.ece.uprm.edu/>  
(Impreso en febrero de 2013)



SunShot  
U.S. Department of Energy



### Electricidad Fotovoltaica y la Comunidad Solar de Puerto Rico

**¿Necesito baterías?**  
La Ley de Medición Neta le permite suplir la energía eléctrica en su hogar o comercio usando un sistema fotovoltaico sin baterías y conectado a la red eléctrica que opera la Autoridad de Energía Eléctrica. Esto abarata el sistema PV y permite que usted aproveche aún más nuestra infraestructura eléctrica.



**¿Qué es la energía solar fotovoltaica?**  
La luz del sol se convierte en energía eléctrica usando sistemas fotovoltaicos (PV). La cantidad de electricidad generada depende del tamaño del sistema y de la luz que recibe el sistema (nubes).

**¿Cuál es el potencial energético de la energía solar en Puerto Rico?**  
Puerto Rico recibe suficiente radiación solar para suplir, en teoría, toda la energía eléctrica que consumimos. En la práctica hoy podríamos producir entre 25 y 50% de esa energía eléctrica.

**¿Cuánto cuesta un sistema PV?**  
El costo de los sistemas fotovoltaicos en PR está (2013) entre \$3 y \$4 por vatio [W] instalado.

**¿Ya cuanto sale el kWh?**  
Los kWh que produce el sistema PV cuestan entre \$11 y \$22 dependiendo de su ubicación (vea la gráfica).

**¿Y si es tan barata, por que no hay sistemas PV en todos los techos?**  
Un sistema PV que en Mayagüez produce 480 kWh/mes cuesta alrededor de \$16,000. Esta inversión inicial le resulta cara a muchos ciudadanos. Pero los carros son más caros y la carretera está llena de ellos porque se financian.

**¿Cuáles son las opciones de financiamiento?**  
Las Cooperativas ofrecen un préstamo diseñado para financiar sistemas PV, pregunte en su cooperativa. Otra opción es que una compañía le instale el sistema en su techo y le venda la electricidad.



**ROOFTOP SOLAR CHALLENGE**



**¿Y si es tan barata, por que no hay sistemas PV en todos los techos?**  
Un sistema PV que en Mayagüez produce 480 kWh/mes cuesta alrededor de \$16,000. Esta inversión inicial le resulta cara a muchos ciudadanos. Pero los carros son más caros y la carretera está llena de ellos porque se financian.

**¿Cuáles son las opciones de financiamiento?**  
Las Cooperativas ofrecen un préstamo diseñado para financiar sistemas PV, pregunte en su cooperativa. Otra opción es que una compañía le instale el sistema en su techo y le venda la electricidad.

<http://prsolar.ece.uprm.edu/>



## Appendix VI

### Raw Data for Summit Evaluations

#### 1) Participant Background

PV Installer	31
State Gvmt Employee	14
City Gvmt Employee	12
Professor	22
Student	18
Engineer	102
Other	49
	248 responses

#### 2) Have you visited the project's webpage?

Yes	88
No	109
	197

#### Did you find useful information?

Yes	82
No	5
	87

#### 3) Task 2.0

Excellent	92
Good	80
Average	25
Deficient	1
Nothing	0

198

**4) Would you use the on-line system presented today?**

si	192
no	3
	195

**5) Task 3.0**

Excellent	67
Good	92
Average	30
Deficient	2
Nothing	0
	191

**6) Task 4.0 a**

Excellent	72
Good	85
Average	24
Deficient	5
Nothing	1
	187

**How do you rate the financing ideas presented?**

Very useful	72
Useful	49
With potential	47
Bad	1
Not possible	1

170

**7) Task 5.0 a**

Excellent	67
Good	83
Average	33
Deficient	2
Nothing	1

186

**How do you rate the zoning and planning ideas presented?**

Very useful	62
Useful	69
With potential	43
Bad	1
Not possible	0

175

**8) Indicate your participation in any of the following activities**

**Kick-off meetings**

May 2, 2012 - PREAA	8
May 8, 2012 - Mayaguez	10

**Focus Group meetings on processes and standards**

May 31, 2012 - PREAA	6
May 30, 2012 - UPRM	1
June 19, 2012 - PREAA	5

June 20, 2012 -UPRM 3

**Small group meetings on processes and standards**

July 12, 2012 - Mayaguez 4

July 13, 2012 - PREAA 4

1

**Focus Group meetings on financing**

July 18, 2012 - Mayaguez 1

July 19, 2012 - PREAA 3

August 28, 2012 - Mayaguez 3

**Small Group meeting on financing**

September 24, 2012 - Mayaguez 1

September 25, 2012 - PREAA 7

**Focus group meetings on planning an zoning**

September 18, 2012 - Mayaguez 3

September 19, 2012 - PREAA 7

**Did these activities meet their objectives?**

Yes 39

No 1

**Did you receive useful or needed information?**

Yes 52

No

0



## **Appendix VII: Single-Homeowner Residential PV System Simulation Assumptions and Results (Author: Armando L. Figueroa-Acevedo)**

### *General Assumptions*

Site: Mayagüez, PR

PV System Capacity: 4 kW

Monthly Electricity Consumption: Approximately 600 kWh

Electricity Cost: \$0.27/kWh

Extra Energy Rate: \$.07/kWh

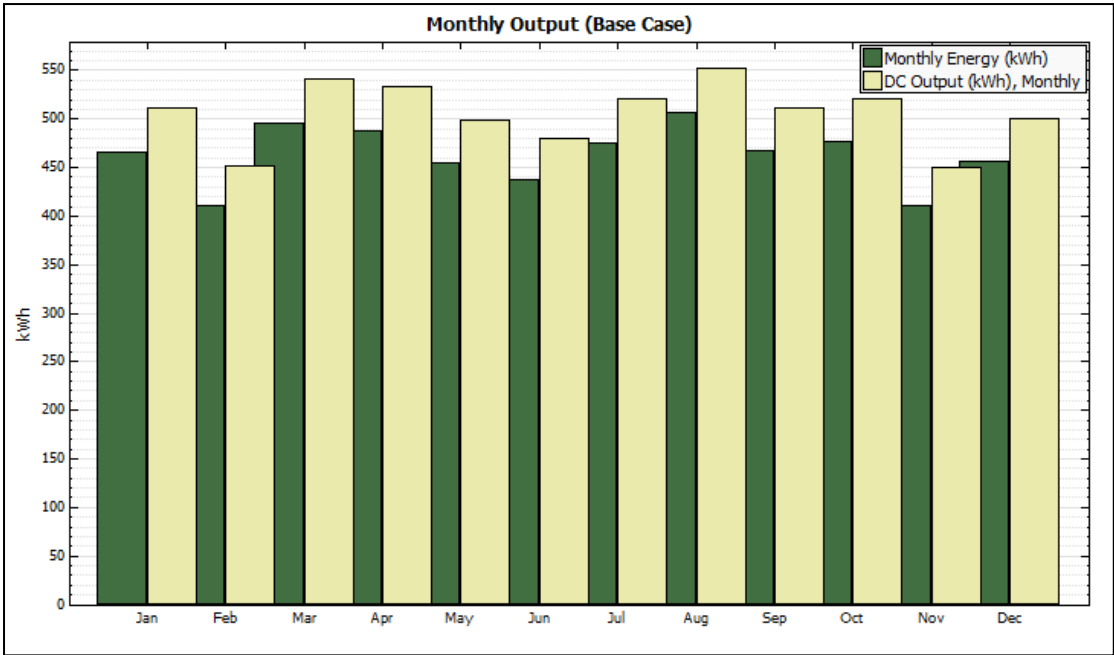
Total System Cost (Without Incentives): \$16,000 (\$4/W)

Personal Loan:

- Amount: \$14,000
- Down Payment: \$2,000
- Interest: \$5.25
- Period: \$15 years

### *Results*

1. Comparison between the monthly electricity demand and PV system output



**Figure I-1: Monthly Electricity Demand and PV System Generation**

2. After tax cash flow

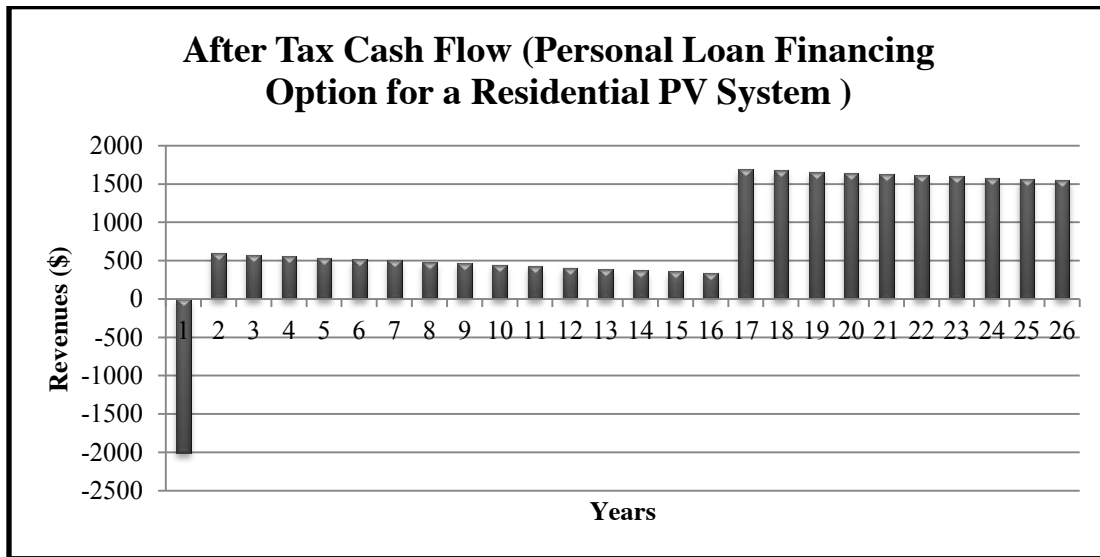


Figure I-2: After Tax Cash Flow (Personal Loan/Single Homeowner)

3. Payback Period

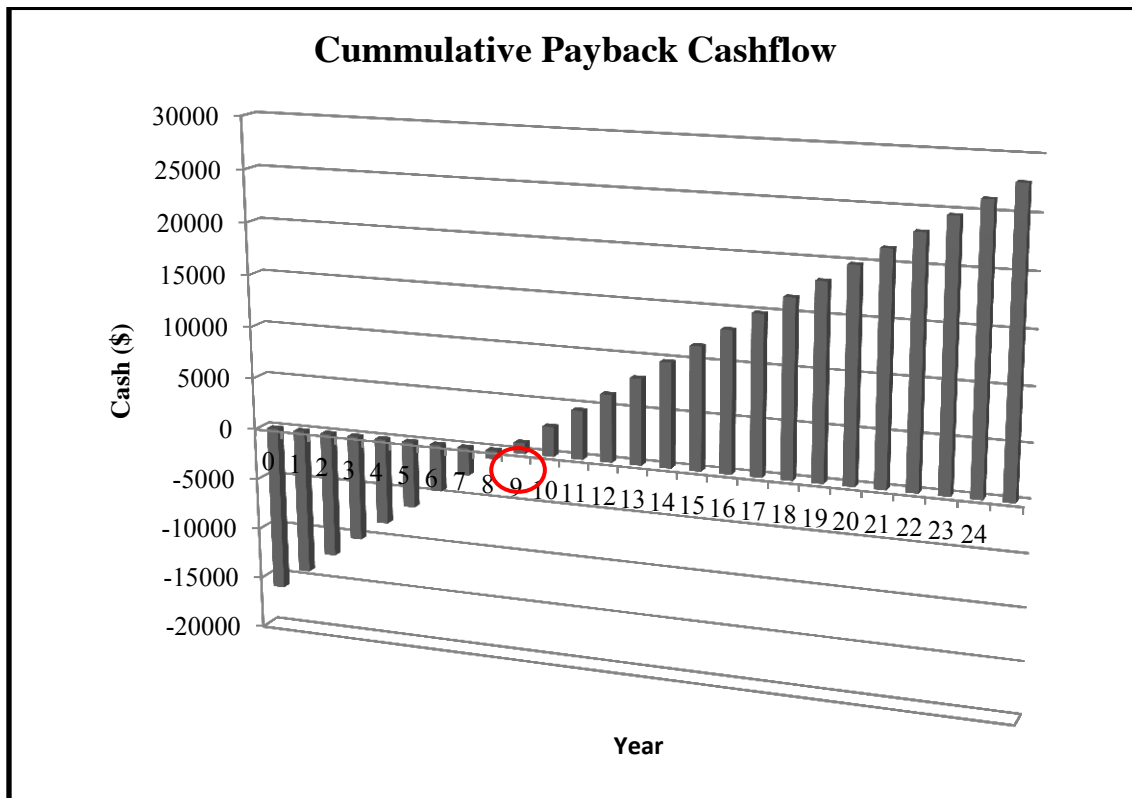


Figure I-3: Payback Period (Personal Loan/Single Homeowner)

## **Appendix VIII: Solar Community Residential PV System PV System Simulation Assumptions and Results (Author: Armando L. Figueroa-Acevedo)**

### *General Assumptions*

Site: Mayagüez, PR

PV System Capacity: 4 kW/Homeowner (40kW total)

Monthly Electricity Consumption: Approximately 600 kWh/Homeowner (7,200 kWh total)

Electricity Cost: \$0.27/kWh

Extra Energy Rate: \$.07/kWh

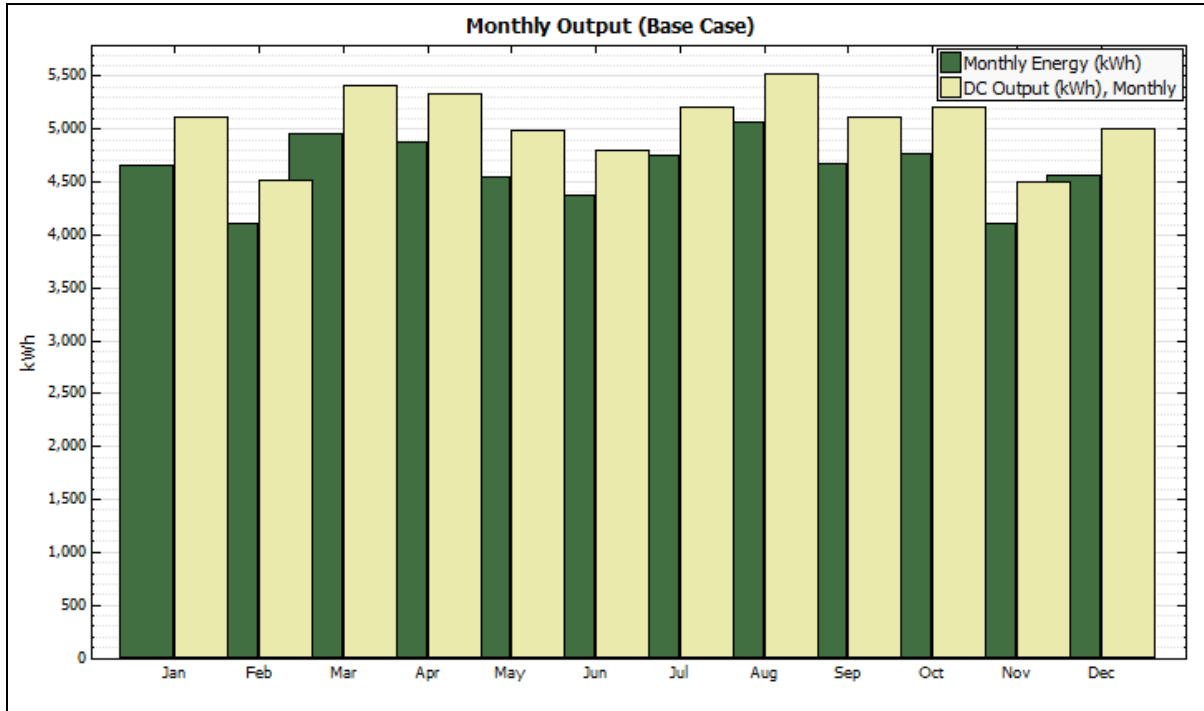
Total System Cost (Without Incentives): \$120,000 (\$3/W)

Personal Loan:

- Amount: \$100,000
- Down Payment: \$20,000
- Interest: \$5.25
- Period: \$15 years


### *Results*

1. Comparison between the monthly electricity demand and PV system output



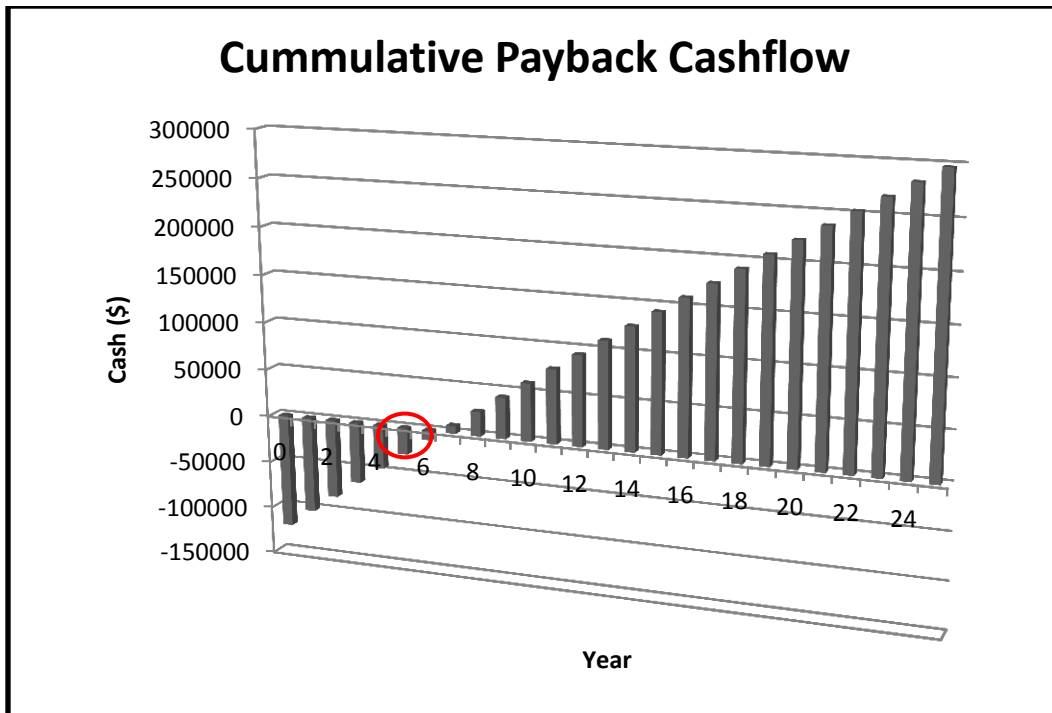
**Figure II-1: Electricity Demand and PV System Energy Generation**

2. After tax cash flow



**Figure II-2: After Tax Cash Flow (Personal Loan/Solar Community)**

4. Payback Period



**Figure II-3: Figure 3: Payback Period (Personal Loan/Solar Community)**

**Appendix IX**

**Financial Educational Module**

Financing Considerations for Rooftop PV in Puerto Rico

University of Puerto Rico-Mayaguez (ECE Department)



## Contents

---

- Financing Models for Residential & Commercial Solar PV Systems
- Exploring the Perceived Risks Associated with Solar PV Systems
- Modeling Financing Structures



2

## Solar PV Facts

---

- “The high upfront cost of residential and commercial PV systems are mostly due to non-technical factors” –NREL
- The break-even price ( $PV_{Rate} = Utility_{Rate}$ ) of residential PV varies by more than a factor of 10 in the United States, mostly due by the differences in incentives and financing structures



3



## Traditional Financing Mechanisms

---

- Traditionally, residential and commercial photovoltaic systems have been financed through personal loans, home equity loans, mortgages and cash payments in combination with federal and state incentives
- By 2010, the total cost of a residential and commercial PV system in the United States was about \$5.71/Wp and \$4.59/Wp, respectively
- For example, a typical residential PV system with an installed capacity of 4 kW could have an upfront cost of approximately \$22,840, without considering any incentives.



4

## Modern Financing Mechanisms

---

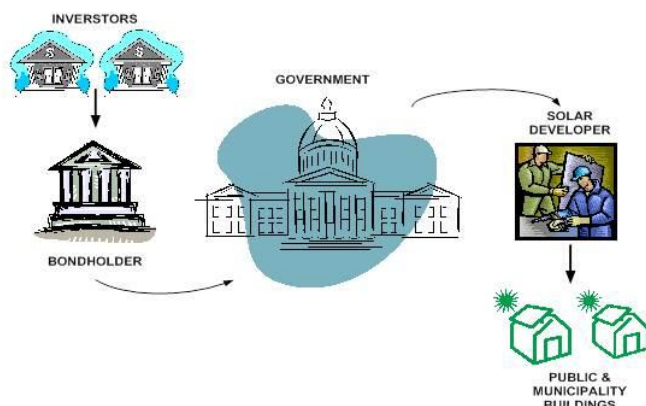
- Third party
  - The client is relieved from the high upfront and maintenance responsibilities. In this case, a third party owns the system and charges the customer a monthly fee, which is usually less than the payment of electricity bill.
- PPA
  - A price is negotiated based on solar power generated and the customer to the electric company sells solar photovoltaic system.



5

## Hybrid Financing Model

- “The hybrid (Morris) model is a financing option by which a public entity issues a government bond at a **low interest rate** and transfers that low-cost capital to a developer in exchange for a **lower PPA price**.”



6

## Financing Mechanisms Recap

Financing Option	<u>Cash</u>	<u>Home Equity Loan</u>	<u>Other Loan</u>	<u>Leasing</u>	<u>PPA</u>
<i>Upfront Cost</i>	High	Low	Low	Low	Low
<i>System's Owner</i>	Homeowner	Homeowner	Homeowner	Homeowner	Homeowner
<i>Ongoing payments</i>	None	Yes	Yes	Yes	Yes
<i>System's maintenance</i>	Homeowner	Homeowner	Homeowner	Solar Cooperative	Solar Cooperative
<i>Federal Credit</i>	Yes	Yes	Yes	No	No
<i>Tax deductions</i>	N/A	Interest on loan	No	N/A	N/A
<i>Term</i>	N/A	5-30 years	Up to 20 years	Up to 20 years	10-20 years



Table: Financing Options (Summary); Adapted from [1]

7

# PV Systems Perceived Risks

- **Perceived:** The lack of information regarding,
  - the solar PV market
  - the insurance related issues
  - the equipment’s life expectancy time
  - The PV system’s ability to uphold strong weather conditions

Real Risk	Description
Grid Integration	Operational risks: blackouts, balance of electricity supply, etc.
Project Management & Development	PV project's development risks such as price variability, design/permit bureaucracy, etc.
Hardware	Reliability of PV system's components
Environmental	Weather, catastrophic events, opposition, etc.
Government	Changes in government's public policy



# Insurance Considerations

- NREL identified four insurance products necessary for small scale PV systems

Insurance Product	Description
General Liability	Covers policyholders for death or injury to persons or damage to property owned by third parties.
Property Risk	Covers damage to or loss of policyholder’s property. Also, it can indemnify homeowners of natural catastrophic events.
Environmental Risk	Coverage indemnifies system owners of the risk of either environmental damage done by their development or pre-existing damage on the development site.
Business Interruption	Lost sales as a result of the system not being operational and loss of production-based incentives also resulting from the lack of electricity production



# Modeling Financing Mechanisms

- The two most popular financing structures for residential PV systems are the personal loan and third party leasing
  - 4 kW Single Homeowner Residential PV System
  - 40 kW Solar Community PV System



# Financing Modeling: Results


Financing Metric	Residential and Commercial PV System's Financing Structures			
	Residential		Solar Community (Per Homeowner)	
	Personal Loan	Third Party Lease*	Personal Loan	Third Party Lease*
Payback Period	8	N/A (Down Payment=0)	6	N/A (Down Payment=0)
Approximate Monthly Electric Bill	\$165	\$3**	\$165	\$3**
Approximate Monthly Loan Payment	\$114	\$132	\$82	\$132
Approximate Monthly Savings (During Loan)	\$51	\$33	\$83	\$33
Approximate Monthly Savings (After Loan)	\$165	\$33	\$165	\$33

\* Third party Leasing includes a yearly insurance fee of .5% of the total installed PV system cost  
\*\* Fixed residential customers fee in Puerto Rico



## Appendix X

### PV Market Assessment

Solar Metrics


# ROOFTOP SOLAR CHALLENGE

Home

Application

Reports

Analysis

[Home](#)
efrainoneill@gmail.com  
[Help](#) • [My Account](#) • [Logout](#)

### Puerto Rico Reports for Year

Here you can access submitted reports and see scores by year.

Reporting Year:

Overall Team Score: 448

[2013 Full Report](#)  
[Team Documents](#)

Jurisdictions	Score
<b>Aggregated Across All AHJs</b>	<b>448</b> <a href="#">Report</a>
Section 1: Permitting Process	230.0
Section 2: Interconnection Process	50.0
Section 3: Enabling Financing Options	40.0
Section 4: Siting, Planning and Zoning	48.0
Section 5: NNEC: Net Metering	80.0
Section 6: NNEC: Interconnection	0.0

**Appendix XI**  
**Industry Support Letters**