

**Demonstration Projects**  
**DE-EE0002731 Co-Produced**  
**DE-EE0002854 Low-Temperature**

## Electric Power Generation from Co-Produced and Other Oil Field Fluids

Project Officer: Sara Gonnion  
Total Project Funding: \$1,733,961 x 2  
April 22, 2013

**William Gosnold**



Track 1


1. The primary objective of these projects is to demonstrate the technical and economic feasibility of generating electricity from non-conventional low temperature (150°F to 300°F) geothermal resources using binary ORC technology
2. A second objective is to demonstrate that the technology can be replicated within a wider range of physical parameters including geothermal fluid temperatures, flow rates, and the price of electricity sales.
3. A comprehensive third objective is to widely disseminate the results of this study, to facilitate entrepreneurship in development of oil field geothermal resources and to train scientists and engineers in geothermics.

# Scientific/Technical Approach



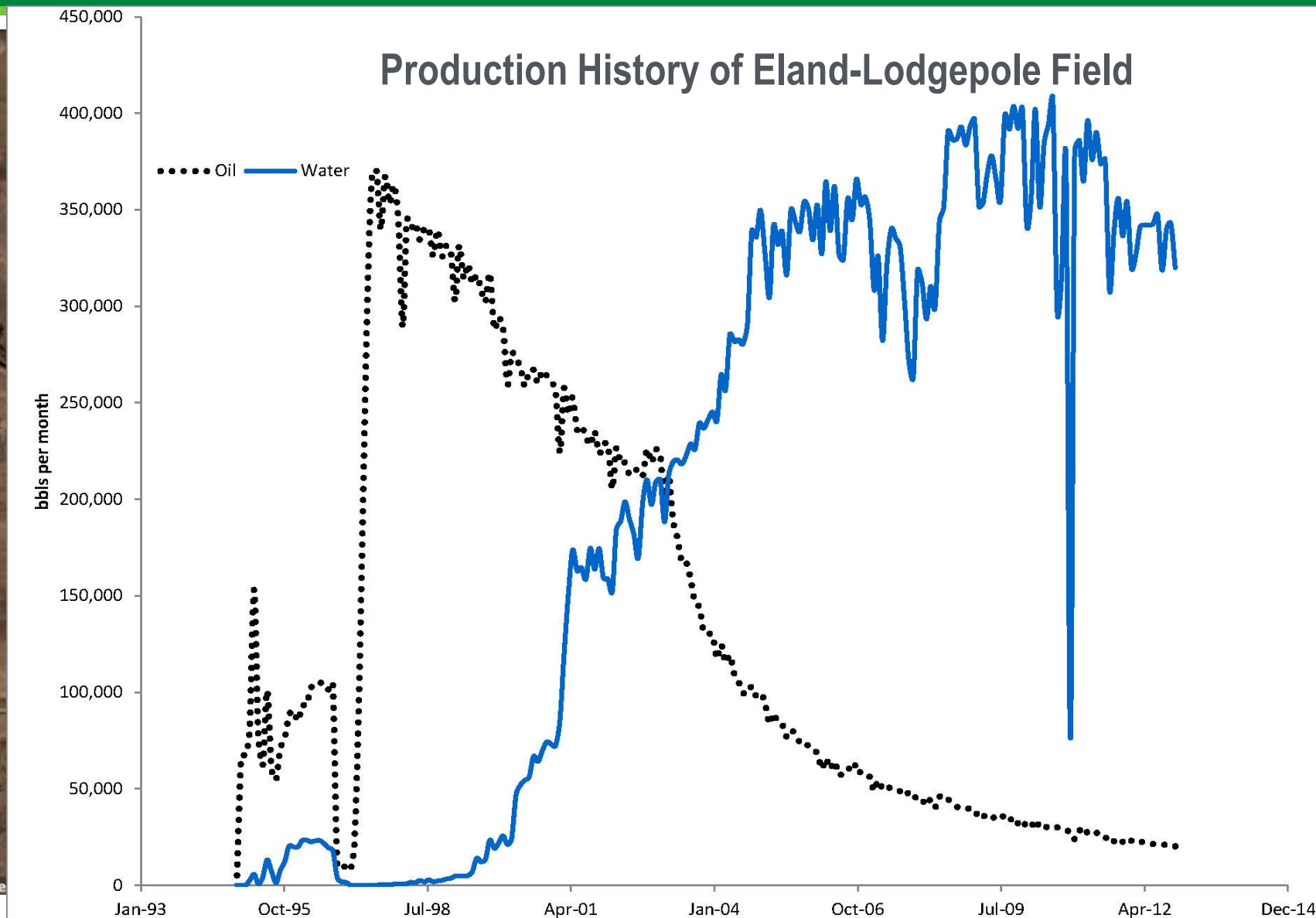
## Aqua Advisory Group

- Water Flood EOR
- Cedar Creek Oil Field
- Bowman, County, ND
- 210 °F, 875 gpm, low TDS water from Lodgepole Fm.
- One of five wells – total available water 1,750 gpm
- Two 125 kW ORC engines by Access Energy LLC



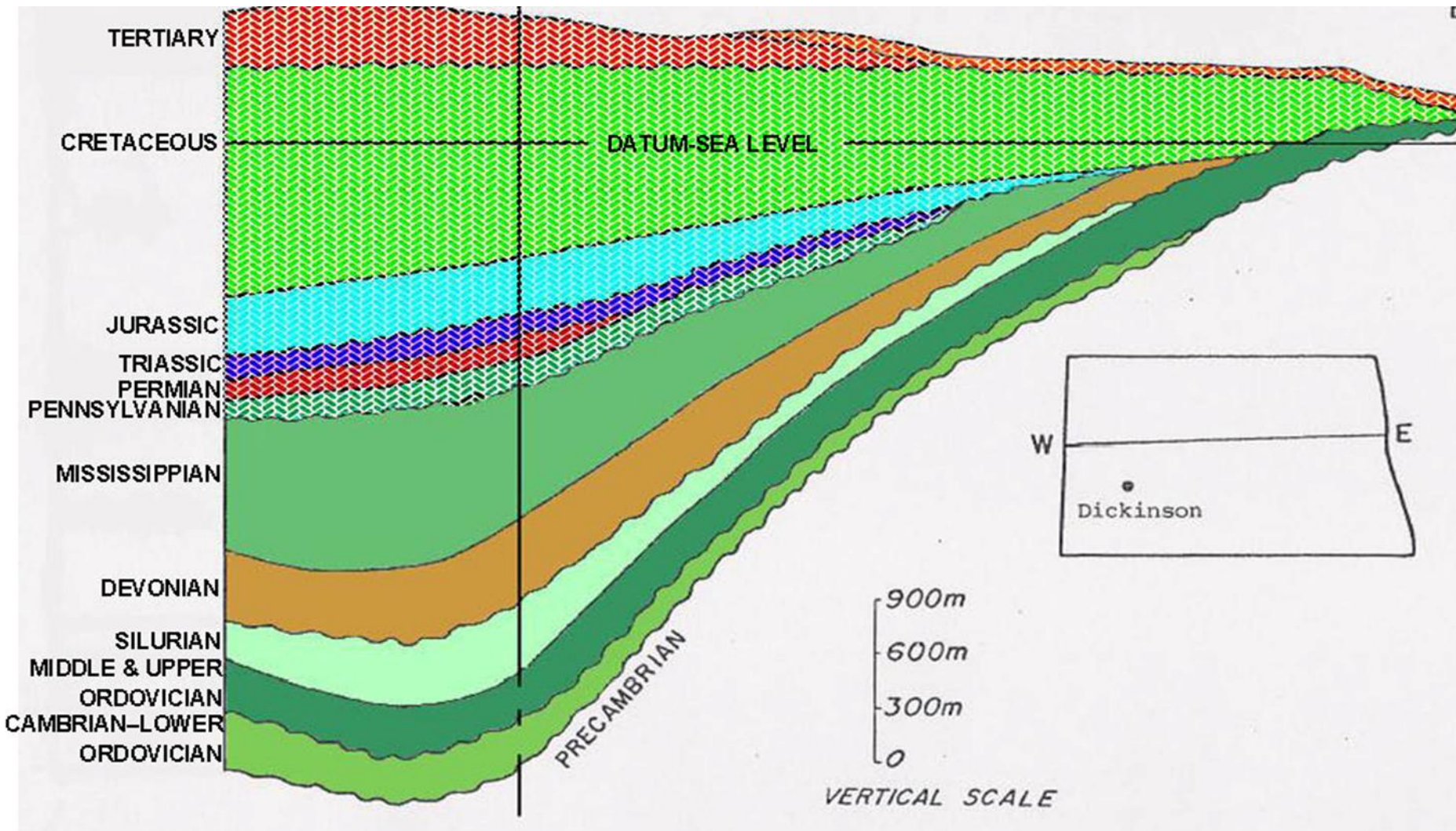


# Scientific/Technical Approach



# Scientific/Technical Approach

## Identify resource and document temperatures



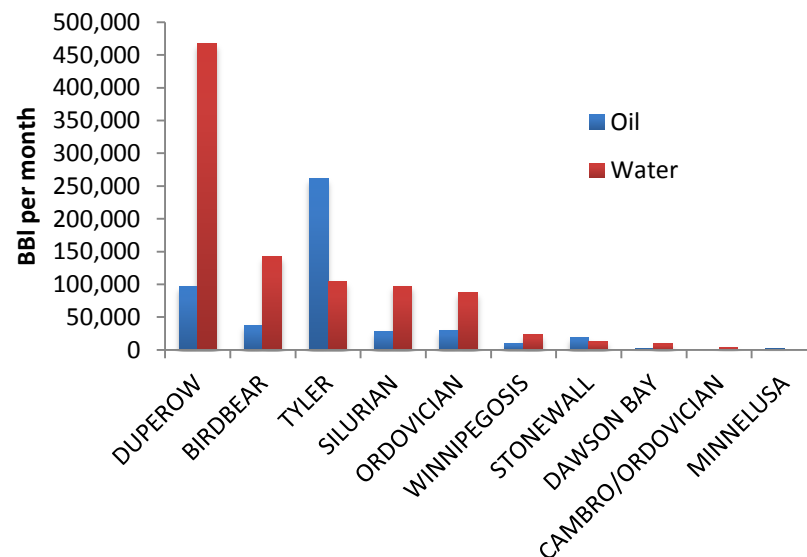
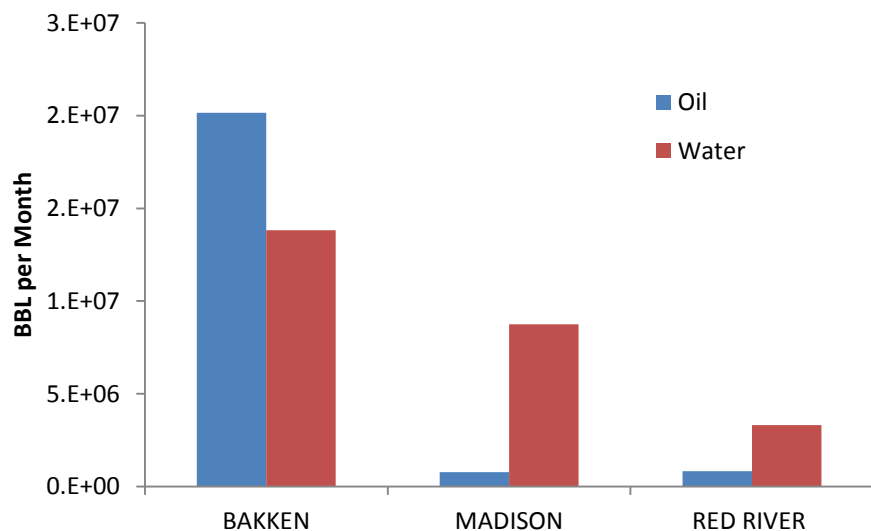
# Scientific/Technical Approach

## Identify main water producing formations

- The main oil and water producing formations in the Williston Basin are:

Pool	BBLS Oil	BBLS Water	WOR Ratio	BBI oil/well	BBI water/well
BAKKEN	20,046,962	13,818,929	0.7	4,163	2,869
RED RIVER	829,559	3,305,592	4.0	1,659	6,611
MADISON	699,470	8,119,405	11.6	366	4,253

Numbers are BBLS per month for Oct. 2012



# Accomplishments, Results, Progress

## Co-produced vs. Water Only

The top producing oil wells in the Madison – Lodgepole formation do not yield sufficient water to be economic as a co-produced system. If the wells were produced solely for water at rates water wells in the Lodgepole are known to produce, the power production would be significant.

Madison 100 °C			H <sub>2</sub> O		Co-produced	Moderate	High
Oil bbl/day	H <sub>2</sub> O bbl/day	Fluid bbl/day	gpm	lb/hr	power (kW)	Rate (kW)	Rate (kW)
28	3511	3539	98	46809	110	2,200	22,000
92	3006	3099	84	40084	80	1,600	16,000
36	2722	2758	76	36287	73	1,460	14,600

### Power Production from top Madison and Red River Units in Co-Production Scenario

Unit	Oil bbl	Water bbl	No. Wells	Oil gpm	Water gpm	Total gpm	kWe
Cedar Hills S. Red R. B	292,351	2,282,671	117	262	2,045	2,307	1,170
Cedar Hills N. Red R. B	385,634	605,212	115	346	542	888	426
Medicine Pole Hills W. Red R.	27,908	127,200	22	25	114	139	62
Unit	Oil bbl	Water bbl	No. Wells	Oil gpm	Water gpm	Total gpm	kWe
Renville Madison Unit	10,009	786,028	18	9	704	713	384
T.R. Madison Unit	24,564	416,072	23	22	373	395	235
Eland Lodgepole Unit	21,388	318,719	12	19	286	305	146

- The average temperatures of the main producing formations were determined from corrected BHTs

Pool	BBLs Oil	BBLs Water	Max T °C at 1 $\Sigma$	Min T °C at 1 $\Sigma$	Avg T °C
BAKKEN	20,046,962	13,818,929	128	116	122
RED RIVER	829,559	3,305,592	147	113	130
MADISON	768,496	8,691,561	118	92	105

- The energy that can be extracted from produced waters was calculated assuming a temperature drop to 70°C and efficiencies varying by formation temperature the AE ORC

Pool	T °C	kWe
BAKKEN	122	10,946
RED RIVER	130	2,021
MADISON	105	4,011
Cedar Hills	105	348



# Accomplishments, Results, Progress

## Thermapower™ MT ORC Module Product Specifications

- Patented IPM consisting of high speed turbine and high efficiency generator
- IPM utilizes magnetic bearings – yields high efficiency and eliminates gearbox and lubrication
- 18 MW of capacity sold globally
- Proven on wide variety of heat sources


Parameters	Thermapower™ MT ORC Module
Power	125 kW Gross
Voltage	3Ø, 400 to 480 V L-L (Nominal)
Frequency	50/60 Hz
Input Temperature	250 F (121 C) to 350 F (177 C)
Organic Working Fluid	Closed Loop, Non-Ozone Depleting Refrigerant
Module Weight (approx)	6,500 lbs (2,948 kg)
Module Dimensions	113 in (287 cm) x 50 in (127 cm) x 80 in (203 cm)

PLC and Magnetic Bearing Controller

Power Electronics

Carefree™ MT IPM

Vapor from Evaporator to Expander



Economizer

Variable Speed Pump

Liquid from Pump to Evaporator

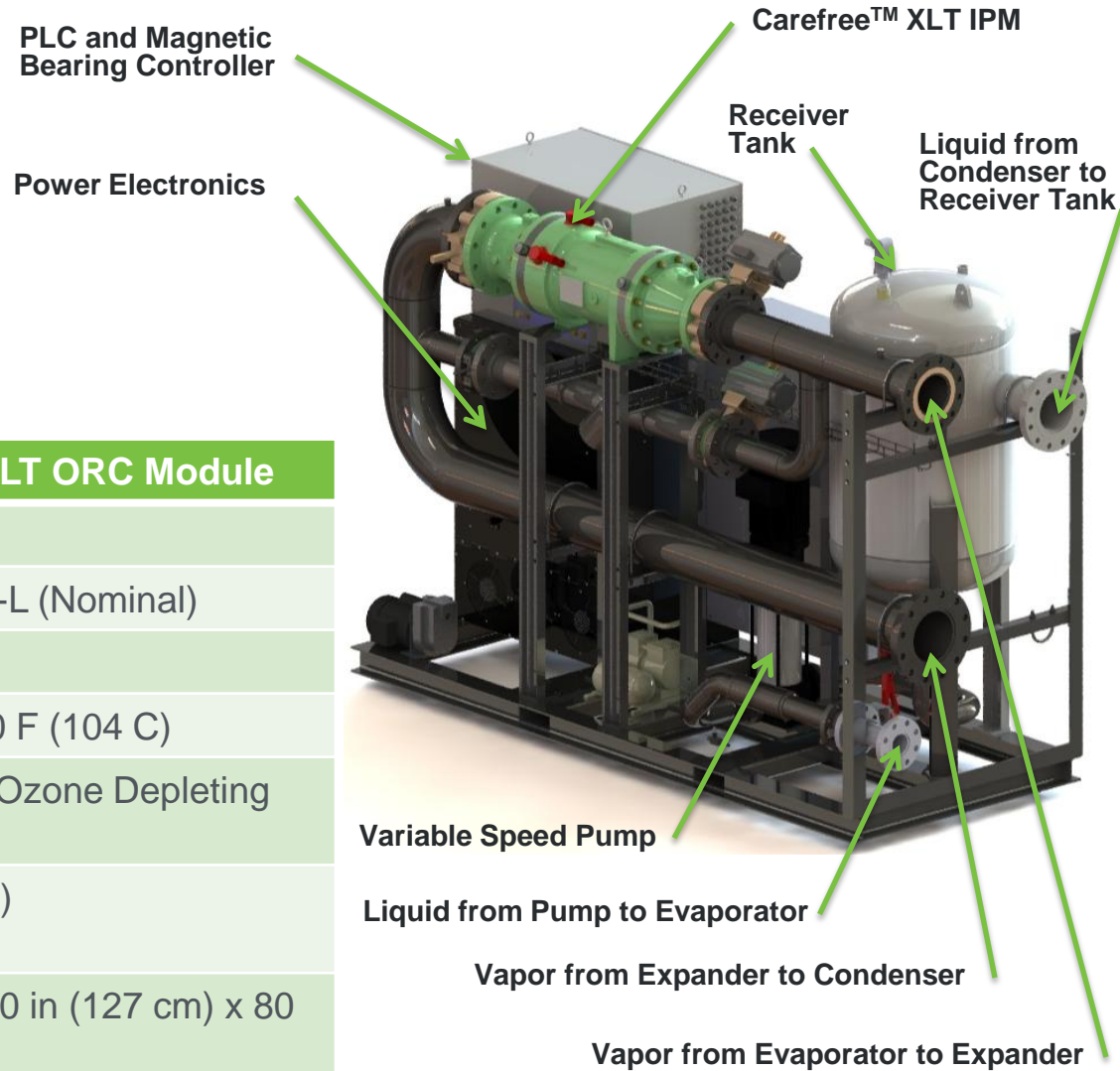
Vapor from Expander to Condenser

# Accomplishments, Results, Progress

## Thermapower™ XLT ORC Module Product Specifications

- Patented IPM consisting of high speed turbine and high efficiency generator
- IPM utilizes magnetic bearings – yields high efficiency and eliminates gearbox and lubrication
- New development
- Release expected Q4 - 2013

Parameters	Thermapower™ XLT ORC Module
Power	125 kW Gross
Voltage	3Ø, 400 to 480 V L-L (Nominal)
Frequency	50/60 Hz
Input Temperature	180 F (82 C) to 220 F (104 C)
Organic Working Fluid	Closed Loop, Non-Ozone Depleting Refrigerant
Module Weight (approx)	6,500 lbs (2,948 kg)
Module Dimensions	113 in (287 cm) x 50 in (127 cm) x 80 in (203 cm)



## Efficiency of the Thermalpower™ XLT ORC

Heat Source Supply Temp (F)	Theoretical Rankine Efficiency	Estimated Thermalpower™ ORC Efficiency
280	17.2%	15.2%
275	17.0%	15.0%
270	16.7%	14.7%
265	16.4%	14.4%
260	16.1%	14.1%
255	15.8%	13.8%
250	15.5%	13.5%
245	15.2%	13.2%
240	14.9%	12.9%
235	14.6%	12.6%
230	14.3%	12.3%
225	13.9%	11.9%
220	13.6%	11.6%
215	13.3%	11.3%
210	13.0%	11.0%
205	12.6%	10.6%
200	12.3%	10.3%
195	12.0%	10.0%
190	11.6%	9.6%
185	11.3%	9.3%
180	10.9%	8.9%

Assumptions:

- 1) Ambient Temp 20 F
- 2) Evaporator Temp Pinch 10 F
- 3) Condenser Temp Pinch 20 F

Heat Source Supply Temp (F)	Theoretical Rankine Efficiency	Estimated Thermalpower™ ORC Efficiency
280	15.6%	13.6%
275	15.3%	13.3%
270	15.0%	13.0%
265	14.7%	12.7%
260	14.4%	12.4%
255	14.1%	12.1%
250	13.8%	11.8%
245	13.5%	11.5%
240	13.2%	11.2%
235	12.9%	10.9%
230	12.6%	10.6%
225	12.2%	10.2%
220	11.9%	9.9%
215	11.6%	9.6%
210	11.2%	9.2%
205	10.9%	8.9%
200	10.6%	8.6%
195	10.2%	8.2%
190	9.9%	7.9%
185	9.5%	7.5%
180	9.1%	7.1%

Assumptions:

- 1) Ambient Temp 40 F
- 2) Evaporator Temp Pinch 10 F
- 3) Condenser Temp Pinch 20 F

## *Widely Disseminate the Results*

- Faculty and students have produced 15 journal articles and 45 presentations at national and regional meetings. Two GRC presentations and one AGU presentation received awards for best paper in session.

## *Develop a Skilled a Work Force*

- Twenty-five students (5 PhD, 9 MS and 16 BS) representing five different academic disciplines and six degree programs have participated in our geothermal projects. Ten of these have completed or are completing graduate degrees with geothermal thesis topics

## *Help Geothermal Entrepreneurs*

- We have encouraged entrepreneurship through support for designing the Low-Temperature, High-Efficiency Access Energy ORC (**Thermapower™ XLT ORC**) and collaboration with Advanced Aqua Group in testing a produced water clean-up system.



- Installation and monitoring of power production will begin during the summer of 2013 and continue through August 2015.
- The North Dakota Industrial Commission projects that the state will need at least an additional 500 MW of power to produce oil from the Bakken formation. This is a great opportunity to establish a network of distributed power systems with co-produced fluids from quad and larger drill pads.
- Three electric cooperatives in the oil patch have expressed interest in the project. Slope Electric Cooperative; West Plains Electric Cooperative; Rough Rider Electric Cooperative
- Cooperate with AAG to install produced water cleanup systems powered by a combination of geothermal ORCs and waste gas generators.
- Continue to publish and present information on the project at national, regional and local venues.

- We have compiled data and developed methods that have enabled us to reach a clear understanding of the geothermal potential of the Williston Basin.
- Power production from co-produced fluids is feasible and would be economic in unitized fields.
- Distributed binary systems in unitized or watered-out fields could provide a significant power resource.
- The driver in development should be the electrical power industry. The petroleum industry has a low level of interest.
- The Access Energy XLT IPM ORC offers an increase in power production through greater efficiency.
- Distributed power systems in oil and gas settings can have a major impact on future power resources.

Timeline:

EE002854

Low-Temp.

Budget:

Planned Start Date	Planned End Date	Actual Start Date	Current End Date
1/29/2010	1/29/2010	1/31/2013	9/30/2013

Federal Share	Cost Share	Planned Expenses to Date	Actual Expenses to Date	Value of Work Completed to Date	Funding needed to Complete Work
\$1,733,864	\$1,734,058	\$3,467,922	\$2,175,457	\$2,175,457	\$722,558

Timeline:

EE002731

Co-Prod.

Budget:

Planned Start Date	Planned End Date	Actual Start Date	Current End Date
1/29/2010	1/29/2010	1/31/2013	9/30/2013

Federal Share	Cost Share	Planned Expenses to Date	Actual Expenses to Date	Value of Work Completed to Date	Funding needed to Complete Work
\$1,733,864	\$1,734,058	\$3,467,922	\$511,797	\$511,797	\$110,636