



**REBUILDING
OUR LOCAL
ECONOMY
ONE HOME AT
A TIME**



Clean
energy
works
oregon

CEWO one-stop-shop “home energy remodel” experience



APPLY



ASSESS

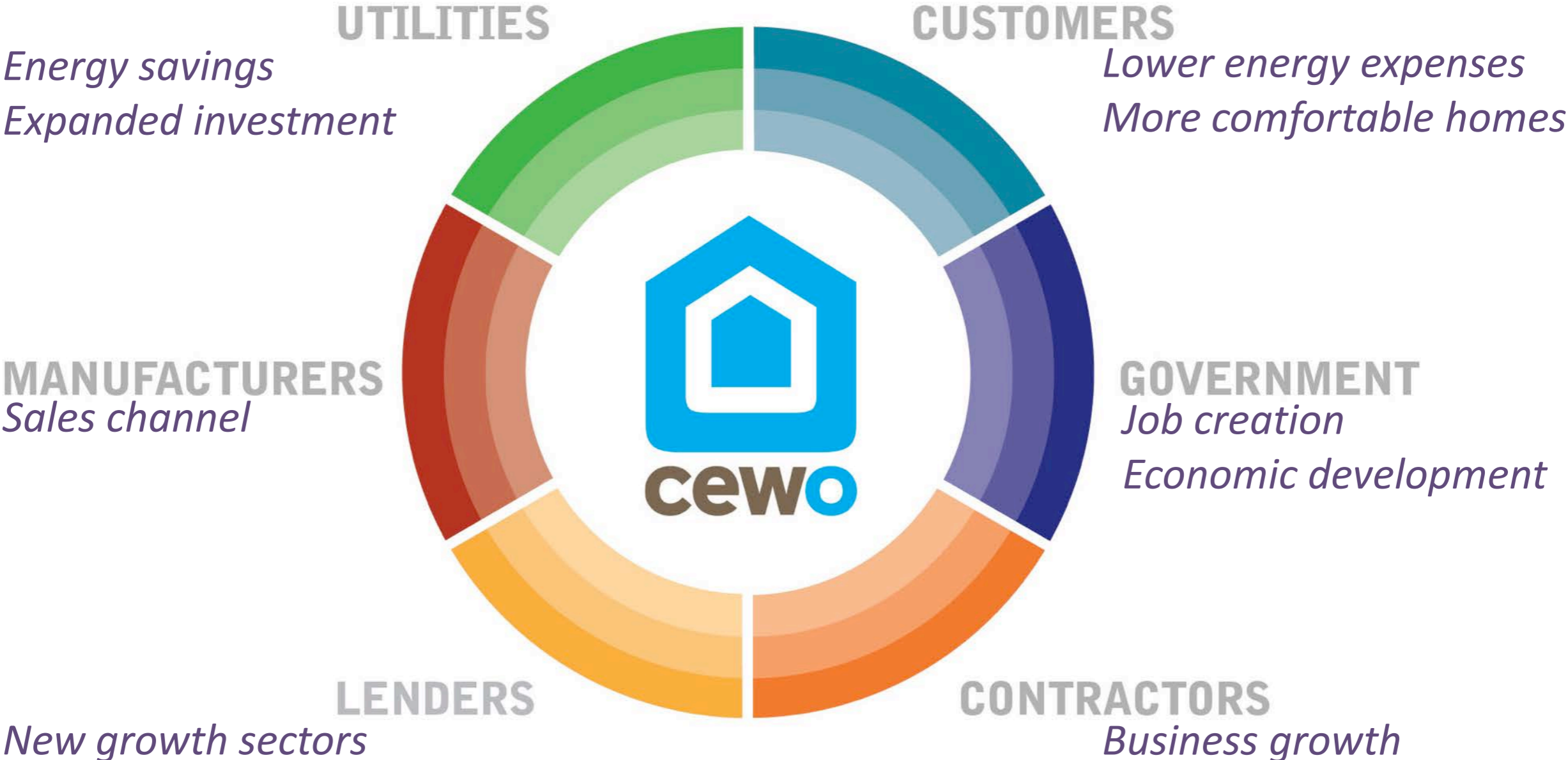


FINANCE



TRANSFORM

Where We're Creating Value



CEWO results as of June 30, 2012

1800 home energy remodels

800 workers receiving paychecks

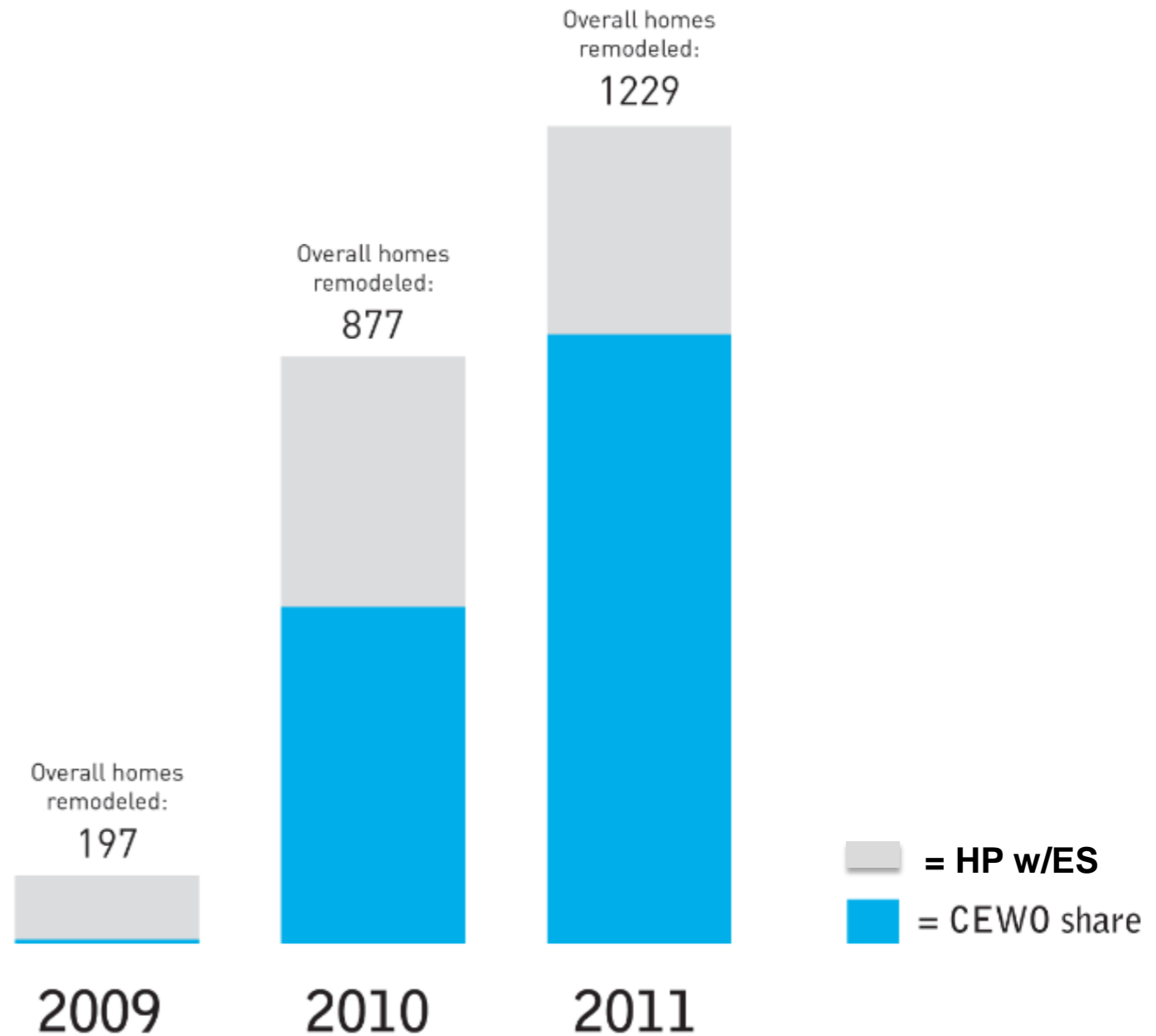
180 direct new hire jobs

\$25 million economic development

\$500,000 energy savings

And counting...

90+% customer satisfaction



INSTANT REBATES

Home Energy Assessment



Free (\$500 Value)


Energy Upgrades



Up to \$TBD

INSTANT REBATES

- Higher Rebates* for Higher Energy Savings



Energy Savings	Amount
15%	\$500
20%	\$1,000
30%	\$2,000

*Capped at 25% of project costs.

Across 630 Projects...

01/01/2012 - 06/30/20

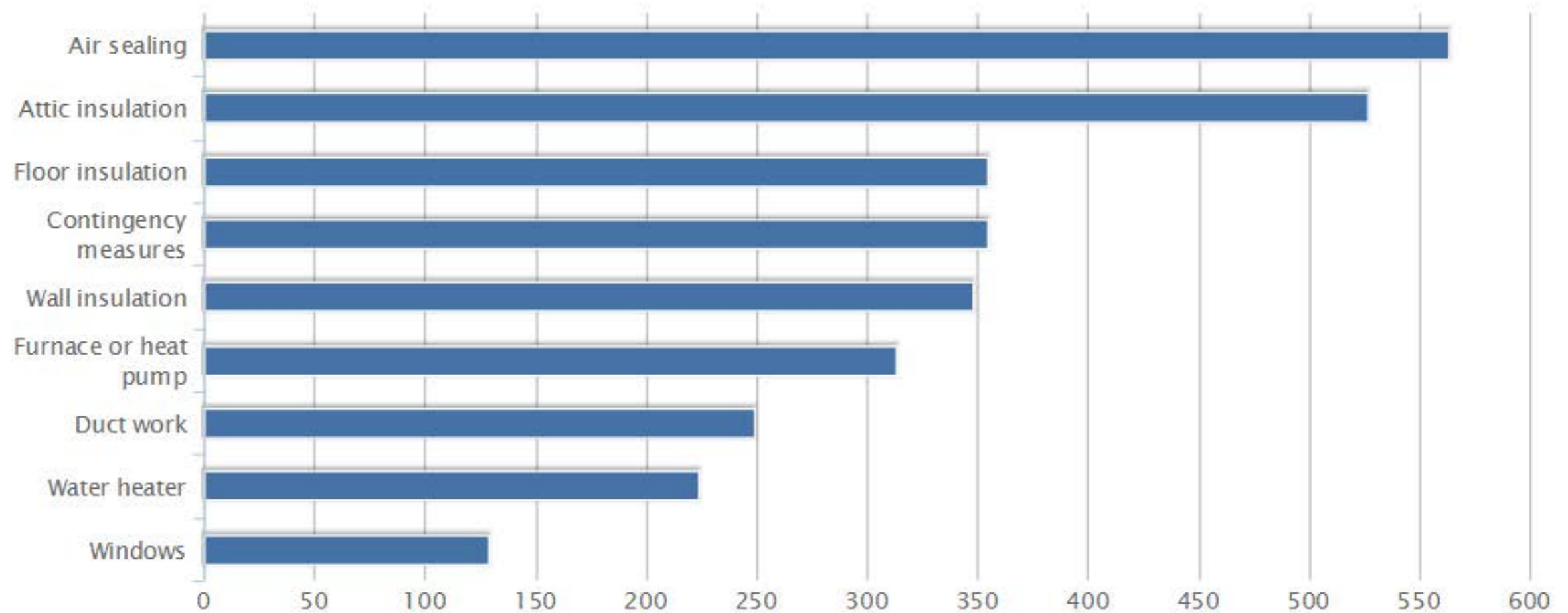
Change Time Period

Program Savings

Measures Implemented

Measures Implemented

For homeowners who completed the program during this time period



Over 4.5+ Measures/Home



Average Project Costs

Pre-Incentive Project Costs (as invoiced by contractor)

	locality	Avg cost per project	Total cost in region
1	All Project Areas	\$14,656.00	\$16,766,518.00
2	Central Oregon	\$10,450.00	\$156,746.00
3	Clackamas County	\$15,253.00	\$2,471,022.00
4	Clackamas Rebate Area	\$14,512.00	\$1,886,498.00
5	Deschutes County	\$10,370.00	\$145,184.00
6	Gresham Rebate Area	\$14,798.00	\$695,511.00
7	Hillsboro Rebate Area	\$11,793.00	\$212,266.00
8	Interstate URA Rebate Area	\$14,907.00	\$1,639,799.00
9	Jackson County	\$11,554.00	\$346,630.00
10	Jefferson County	\$11,562.00	\$11,562.00
11	Josephine County	\$13,668.00	\$232,353.00
12	Klamath County	\$9,998.00	\$69,985.00
13	Lake County	\$11,456.00	\$11,456.00
14	Lake Oswego Rebate Area	\$17,661.00	\$600,459.00
15	Lents URA Rebate Area	\$16,063.00	\$722,843.00
16	Multnomah County	\$14,981.00	\$12,209,348.00
17	PDX Metro	\$14,850.00	\$15,949,348.00
18	Portland	\$14,979.00	\$11,369,242.00
19			

**Over
\$14,000**

Average Savings: Over 30%

01/01/2012 - 06/30/20

Change Time Period

Program Savings

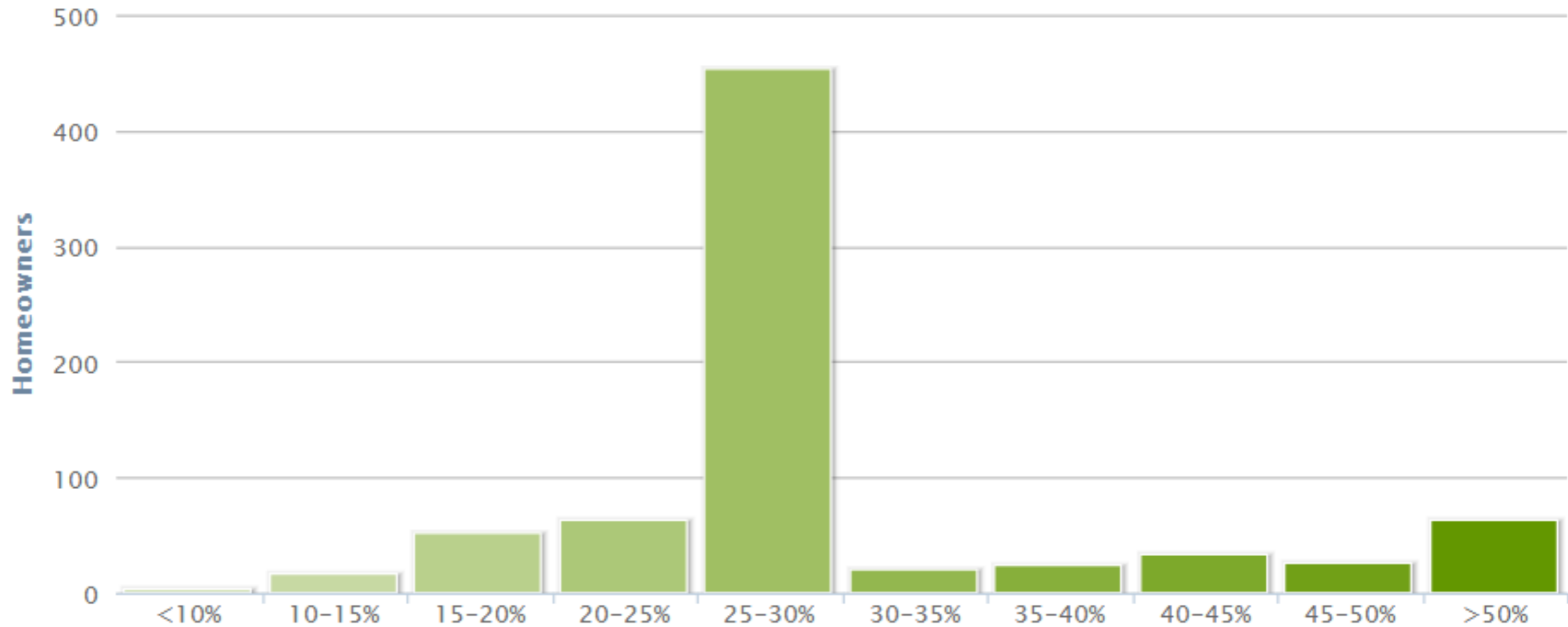
Measures Implemented

Program Savings

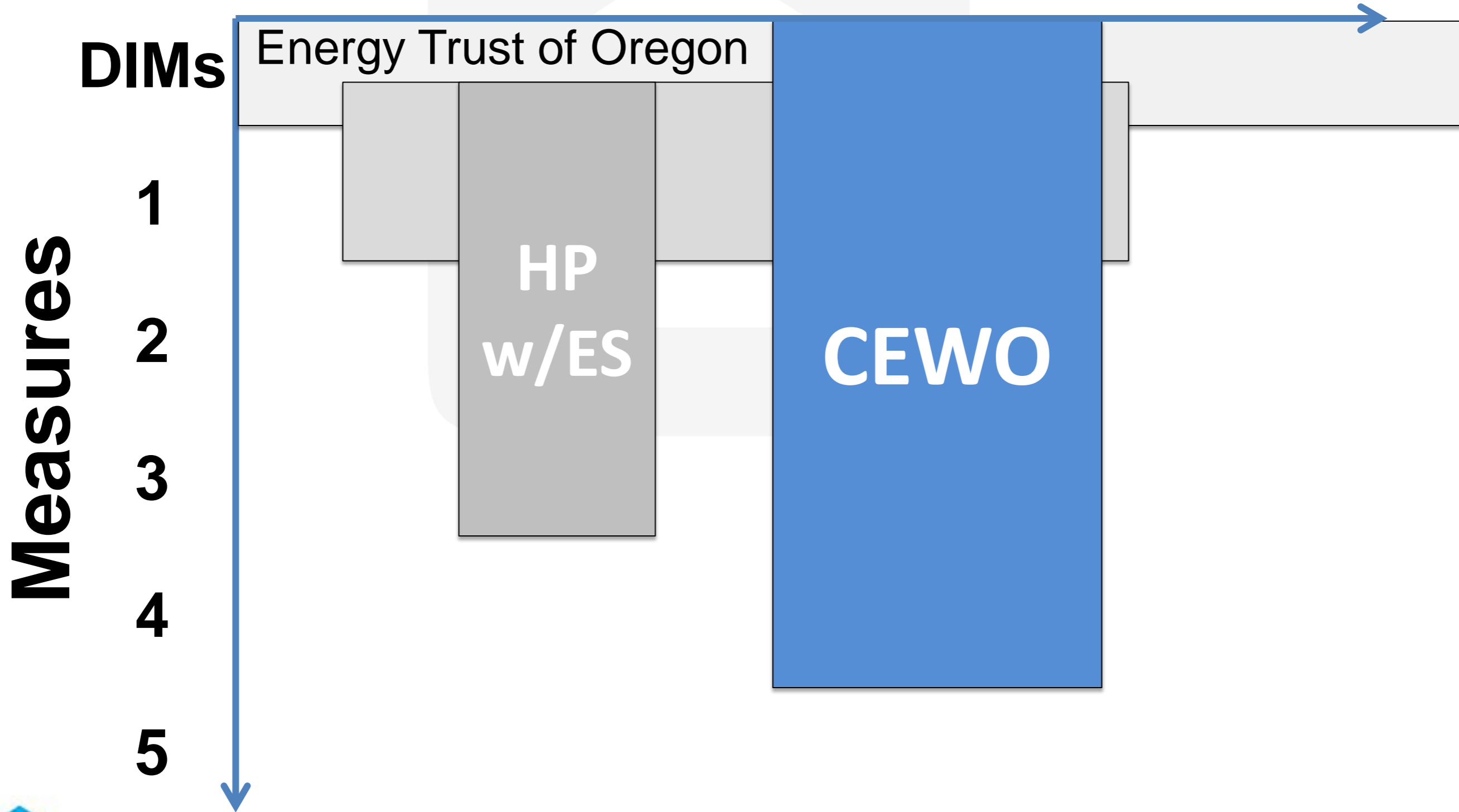
33.2%

Average Savings

For homeowners who completed the program during this time period



Homes





**REBUILDING
OUR LOCAL
ECONOMY
ONE HOME AT
A TIME**



Clean
energy
works
oregon